

950 NUTRI-TILL'R **Liquid Fertilizer Applicator**

Parts Catalog

Print No. 84564184
Issued 8/2012



950 NUTRI-TILL'R **Liquid Fertilizer Applicator**

Parts Catalog

Print No. 84564184
Issued 8/2012

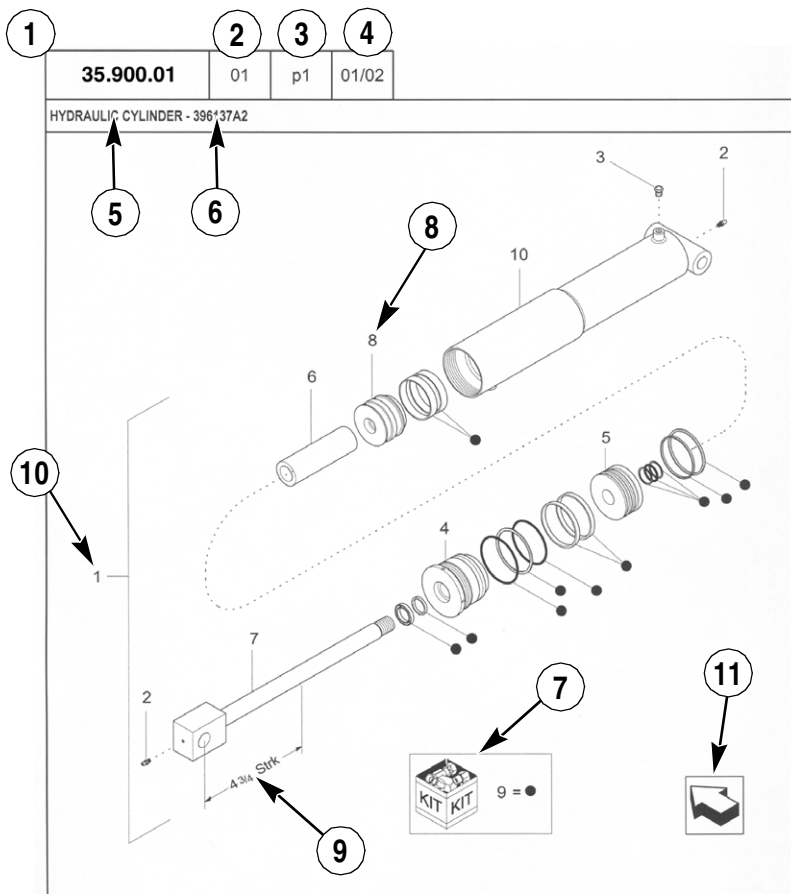


GENERAL INFORMATION

1. Whenever the terms left and right are used, it should be understood to mean from a position facing in direction of travel.
2. Throughout this manual you may find common hardware not illustrated, but listed in the description column. The service part immediately preceding a hardware listing is the part using these particular items for mounting purposes. This hardware is not included with the service part or assembly when ordered as a replacement.
3. The illustrations show typical assemblies plus individual parts but in all cases may not show the exact shape or detail of parts required. However, the purpose for the illustrations is to identify parts performing like functions. Whenever possible illustrations are located at the beginning of each section or immediately adjacent to the applicable text.
4. CNH America LLC is continually striving to improve its products. We must, therefore, reserve the right to make improvements or changes when it becomes practical and possible to do so, without incurring any obligation to make changes or additions to the equipment sold previously.

CNH America LLC, Racine, WI 53404 U.S.A.

How to Use Your Parts Catalog



HYDRAULIC CYLINDER - 396137A2					
REF	FN	PART NUMBER	YR/SN	QTY	DESCRIPTION
1	1	396137A2	BTW 01/85 & 02/02	1	CYLINDER ASSY. 4-3/4 in strk, Inc 2-10
2		31-95	Before 01/85	2	FITTING
2		219-8	From 01/85	2	NIPPLE, LUBE Grease, 1/4 tpr x 17/32
3		{402475A2}		1	BREATHER
4		402474A1		1	CAP CYLINDER END
5		402468A1	BSN JJC0189200	1	PISTON ROD/GLAND
5		145221C3	ASN JJC0189200	1	PISTON
6		402471A1		1	SPACER
7		402473A1		1	ROD, PISTON
8		402469A1		1	PISTON ROD/GLAND
9		402476A1		1	PACKAGE, SEALS
10		NSS		1	NOT SERVICED SEPARAT CASE ASSEMBLY
(1) 08-20					
STANDARD			MODELS		

How to Use Your Parts Catalog

1. Figure Number
2. Sequence code within the Figure Number
3. Page number within the Sequence Code
4. Date of Printing (month / year)
5. Figure Description
6. General information regarding the figure
7. Parts supplied in repair kits per symbol reference
8. Figure call-out of the part number (REF)
9. Technical Specifications relating to the part indicated
10. Figure call-out includes bracketed items, the included items may also be listed in the additional description area
11. Orientation - Arrow indicates front of the machine
12. Footnote - Additional information relating to the part number. In this example, 08-20 equals another figure that this part is shown on.
13. Part Number
 - NSS = Non-serviced parts
 - Bracketed numbers = not available as service parts in this market
14. Not Available as service part in this market
15. YR/SN
 - Year
 - Before 01/85 = Part valid for production January 1985 and before
 - From 01/85 = Part valid for production from January 1985 and after
 - BTW 01/85 & 02/02 = Part valid for machines produced between January 1985 and February 2002.
 - Serial Number (P.I.N.)
 - BSN JJC0268800 = Part valid for serial number JJC0268800 and below
 - ASN JJC0268800 = Part valid for serial number JJC0268800 and above
 - BTW JJC0178000 & JJC0179000 = Part valid for serial numbers between JJC0178000 & JJC0179000
16. Total Quantity of the Part referred to in the page. The quantity can be replaced by the following indications:
 - AR = quantity as required
 - X = as required
17. Part Description
18. Additional description of the part to help confirm identification
19. Figure Notes
20. Model Number(s)

Explanation of Abbreviations

Abbreviation	Meaning
adj	adjustable
amp	ampere
AR	As required
ASN	Serial number and after / P.I.N. and after
barb	barb
blkhd	bulkhead
boss	boss
BSN	before serial number / before P.I.N
BTW	between
cc	cubic centimetre
chain	chain
cl	class
cp pt	cup point
CRS	Chrome Alloy Steel
CST	Carbon Steel
cu yd	cubic yard
deg	degree
dia	diameter
dr type	drive type
dry	dry
fc	face
fc sl	face seal
fem	female
fem PT	female pipe thread
fl	flare
ft	feet (or foot)
gal	gallon(s)
gr	grade
hd	head
hp	horsepower
ID	inside diameter

Abbreviation	Meaning
in	inch(es)
Inc.	includes
inv fl	inverted flare
K	kilo
kg	kilogram
L	litre
lb	pound(s)
lg	long
LH	left hand
LH thd	left hand thread
links	links
M	(prefix) metric thread size
m	metre
male	male
mm	millimetre
NF	National Fine
No.	number
NS	National Super Fine
OD	outside diameter
ohm	electrical unit of resistance
Or	O-ring
orifice	orifice
P	pitch
piece	piece
psi	pounds per square inch
PT	pipe thread
rd	round
rd holes	round holes
RH	right hand
RH thd	right hand thread
rpm	revolutions per minute

Explanation of Abbreviations

Abbreviation	Meaning
sl	self locking
slat	slat
spool	spool
sq	square
SST	Stainless Steel
st	self tapping
stem	stem
strk	stroke
sw	swivel
T	teeth
Teflon	Teflon
thin	thin
thk	thick
tpr	taper

Abbreviation	Meaning
tube	tube
type	type
V	volt(s)
W	watt(s)
way	way
wide	wide
X	as required
yd	yard

Dimensions

Metric and U.S. hardware dimensions do not show the numeric designations of standard coarse threads. A number following a semi colon (;) is the class or grade of hardware. A comma (,) represents the decimal point (.) used in U.S. dimensions.



TABLE OF CONTENTS

00.000.01		PICTORAL INDEX
35.100.00		HYDRAULIC INDEX
35.100.01		MAIN/PULL FRAME HYDRAULICS 12- 16 ROW
35.100.01	01	MAIN/PULL FRAME HYDRAULICS 8 ROW
35.100.02		WING FOLD HYDRAULICS 16 ROW
35.100.02	01	WING FOLD HYDAULICS 12 ROW
35.100.02	02	WING FOLD HYDRAULICS 8 ROW
35.100.03		FRAME LIFT HYDRAULICS 12- 16 ROW
35.100.03	01	FRAME LIFT HYDRAULICS 8 ROW
35.100.04		WING CYLINDER 8 - 12 ROW
35.100.05		INNER WING CYLINDER 16 ROW
35.100.06		OUTER WING CYLINDER 16 ROW
35.100.07		MAIN FRAME LIFT CYLINDER 8 - 12 - 16 ROW
35.100.08		WING FRAME LIFT CYLINDER 12 - 16 ROW
39.100.00		FRAME INDEX
39.100.01		PULL FRAME
39.100.02		MAIN FRAME
39.100.03		WING FRAME 8 - 12 ROW
39.100.04		INNER WING FRAME 16 ROW
39.100.05		OUTER WING FRAME 16 ROW
39.100.06		EXTENSION TUBES
39.100.07		SPDC
39.100.08		LINK LEVEL 12 - 16 ROW
39.100.09		REAR HITCH FRAME
39.100.10		REAR HITCH
44.100.00		WHEEL / AXLE INDEX
44.100.01		MAIN FRAME TANDEM
44.100.02		MAIN FRAME TANDEM HUB ASSEMBLY
44.100.03		WING TANDEM
44.100.04		WING TANDEM HUB ASSEMBLY
55.404.01		ELECTRICAL LIGHTING / BRACKETS
75.200.00		SOIL PREP INDEX
75.200.01		STRAIGHT COULTER ASSEMBLY
75.200.02		HCS ASSEMBLY
75.200.03		RIGID SHANK ASSEMBLY
75.200.04		SEALER ASSEMBLY NOTCHED
75.200.05		ROW CLEANER ASSEMBLY
75.200.06		BERM BUILDER ASSEMBLY
75.200.07		BERM CONDITIONER BASKET W/CONCAVE BARS
75.200.07	01	BERM CONDITIONER BASKET W/FLAT BARS

ALPHABETICAL INDEX	FIGURE	SEQ.
BERM BUILDER ASSEMBLY	75.200.06	
BERM CONDITIONER BASKET W/CONCAVE BARS	75.200.07	
BERM CONDITIONER BASKET W/FLAT BARS	75.200.07	01
ELECTRICAL LIGHTING / BRACKETS	55.404.01	
EXTENSION TUBES	39.100.06	
FRAME INDEX	39.100.00	
FRAME LIFT HYDRAULICS 12- 16 ROW	35.100.03	
FRAME LIFT HYDRAULICS 8 ROW	35.100.03	01
HCS ASSEMBLY	75.200.02	
HYDRAULIC INDEX	35.100.00	
INNER WING CYLINDER 16 ROW	35.100.05	
INNER WING FRAME 16 ROW	39.100.04	
LINK LEVEL 12 - 16 ROW	39.100.08	
MAIN FRAME	39.100.02	
MAIN FRAME LIFT CYLINDER 8 - 12 - 16 ROW	35.100.07	
MAIN FRAME TANDEM	44.100.01	
MAIN FRAME TANDEM HUB ASSEMBLY	44.100.02	
MAIN/PULL FRAME HYDRAULICS 12- 16 ROW	35.100.01	
MAIN/PULL FRAME HYDRAULICS 8 ROW	35.100.01	01
OUTER WING CYLINDER 16 ROW	35.100.06	
OUTER WING FRAME 16 ROW	39.100.05	
PICTORAL INDEX	00.000.01	
PULL FRAME	39.100.01	
REAR HITCH	39.100.10	
REAR HITCH FRAME	39.100.09	
RIGID SHANK ASSEMBLY	75.200.03	
ROW CLEANER ASSEMBLY	75.200.05	
SEALER ASSEMBLY NOTCHED	75.200.04	
SOIL PREP INDEX	75.200.00	
SPDC	39.100.07	
STRAIGHT COULTER ASSEMBLY	75.200.01	
WHEEL / AXLE INDEX	44.100.00	
WING CYLINDER 8 - 12 ROW	35.100.04	
WING FOLD HYDAULICS 12 ROW	35.100.02	01
WING FOLD HYDRAULICS 16 ROW	35.100.02	
WING FOLD HYDRAULICS 8 ROW	35.100.02	02
WING FRAME 8 - 12 ROW	39.100.03	
WING FRAME LIFT CYLINDER 12 - 16 ROW	35.100.08	
WING TANDEM	44.100.03	
WING TANDEM HUB ASSEMBLY	44.100.04	

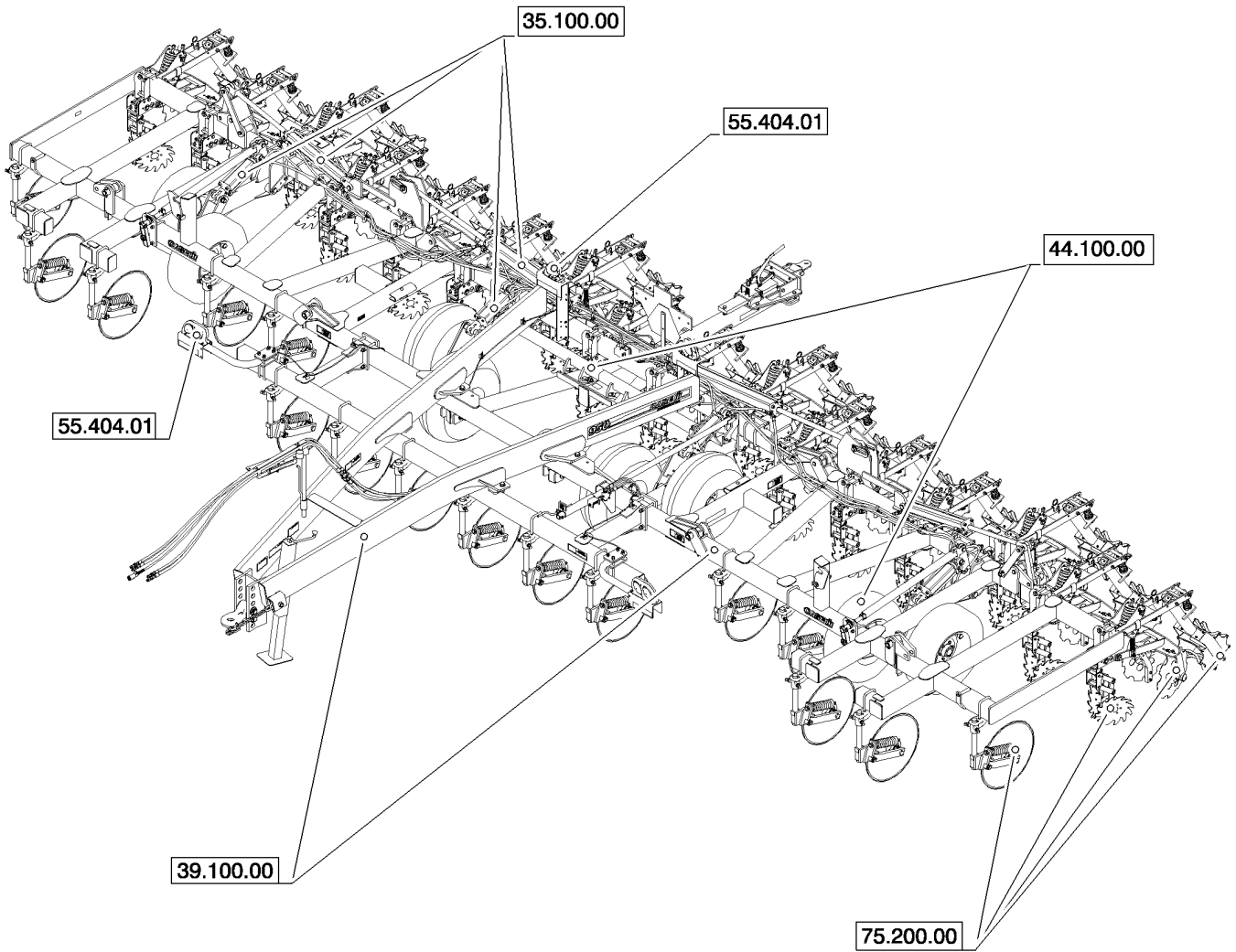
SECTION INDEX

00 - Top level

00.000.01

PICTORAL INDEX

PICTORAL INDEX



00.000.01

p1

11/11

PICTORAL INDEX

REF	FN	PART NUMBER	YR/SN	QTY	DESCRIPTION
------------	-----------	--------------------	--------------	------------	--------------------

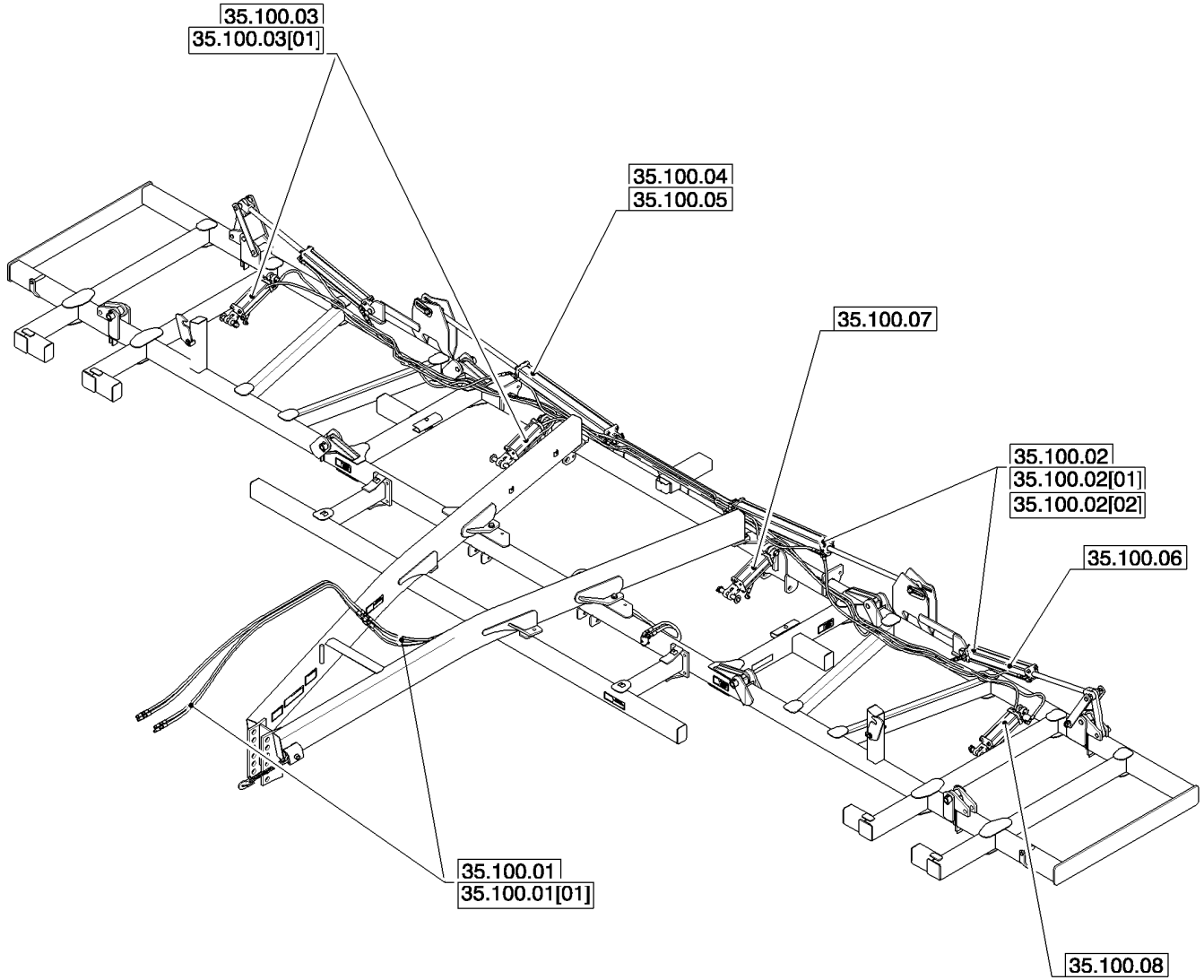
					950
--	--	--	--	--	------------

SECTION INDEX

35 - Hydraulic Systems

35.100.00		HYDRAULIC INDEX
35.100.01		MAIN/PULL FRAME HYDRAULICS 12- 16 ROW
35.100.01	01	MAIN/PULL FRAME HYDRAULICS 8 ROW
35.100.02		WING FOLD HYDRAULICS 16 ROW
35.100.02	01	WING FOLD HYDAULICS 12 ROW
35.100.02	02	WING FOLD HYDRAULICS 8 ROW
35.100.03		FRAME LIFT HYDRAULICS 12- 16 ROW
35.100.03	01	FRAME LIFT HYDRAULICS 8 ROW
35.100.04		WING CYLINDER 8 - 12 ROW
35.100.05		INNER WING CYLINDER 16 ROW
35.100.06		OUTER WING CYLINDER 16 ROW
35.100.07		MAIN FRAME LIFT CYLINDER 8 - 12 - 16 ROW
35.100.08		WING FRAME LIFT CYLINDER 12 - 16 ROW

HYDRAULIC INDEX



35.100.00

p1

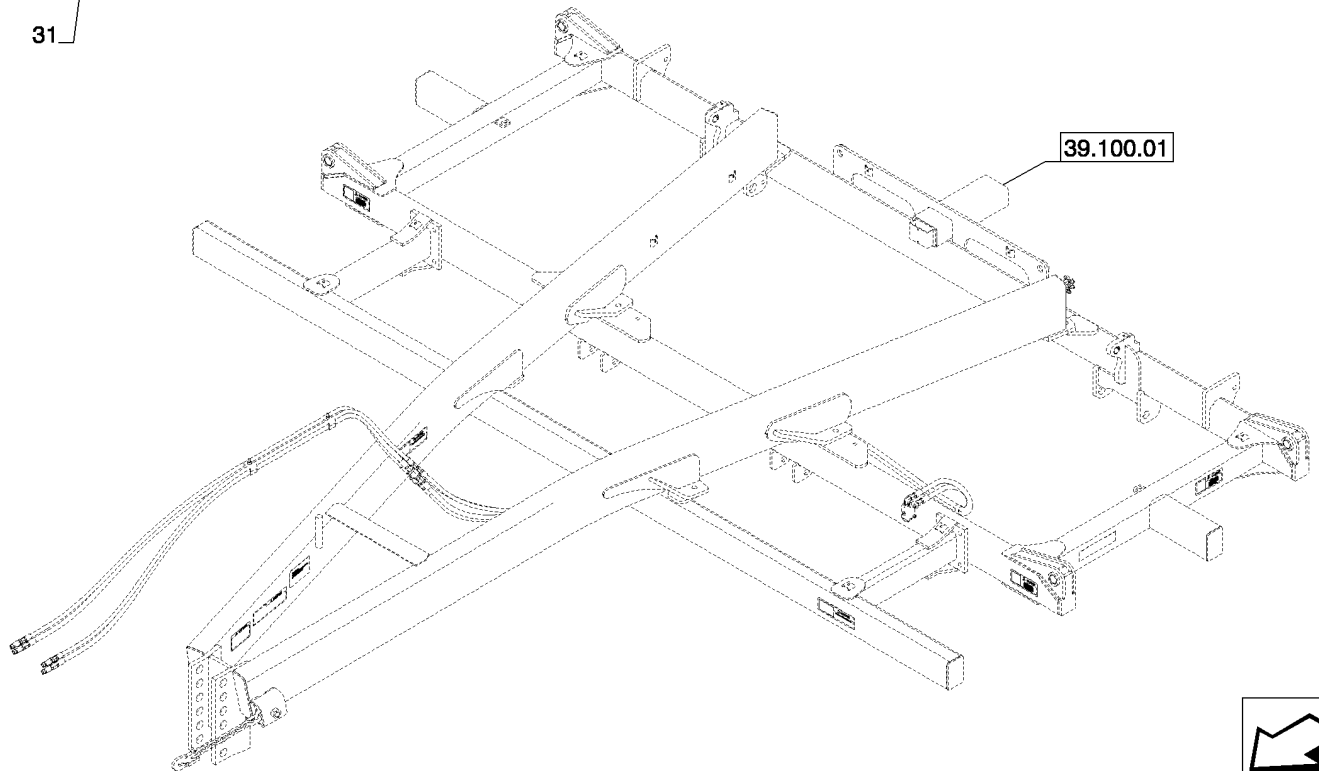
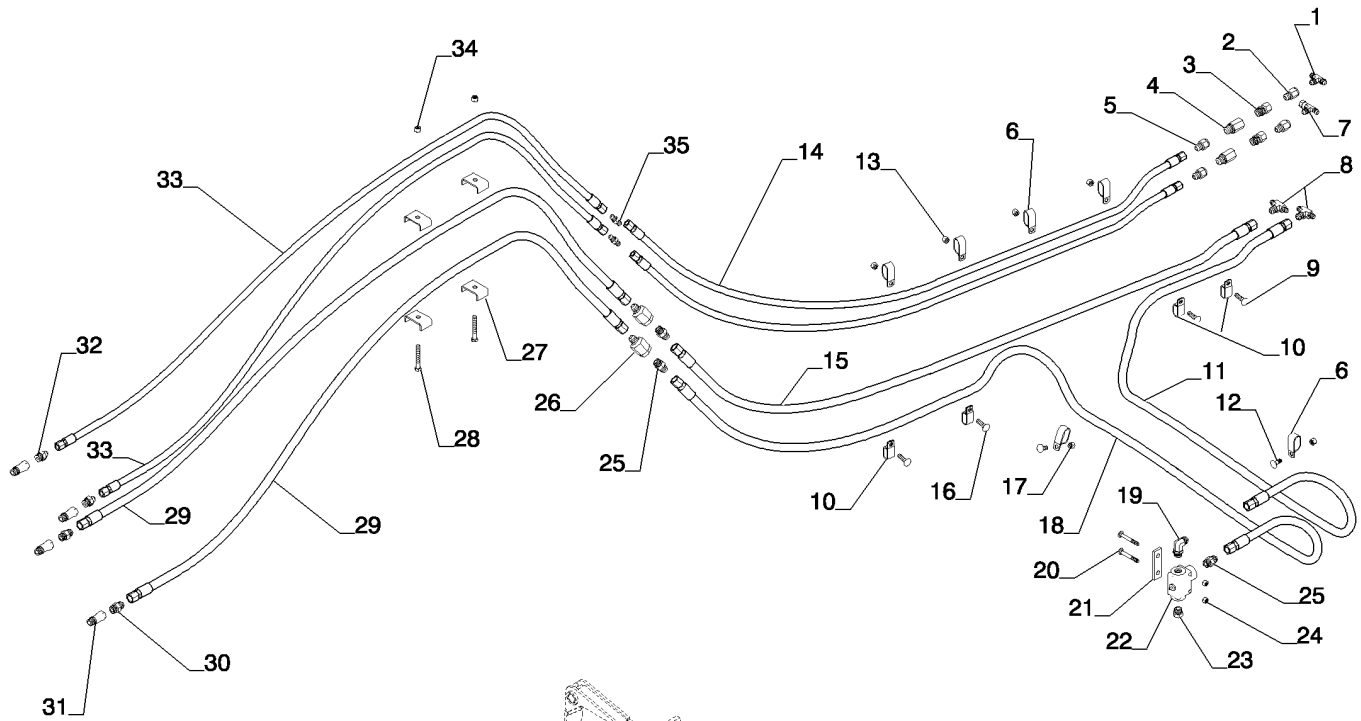
12/11

HYDRAULIC INDEX

REF	FN	PART NUMBER	YR/SN	QTY	DESCRIPTION
------------	-----------	--------------------	--------------	------------	--------------------

					950
--	--	--	--	--	------------

MAIN/PULL FRAME HYDRAULICS 12- 16 ROW

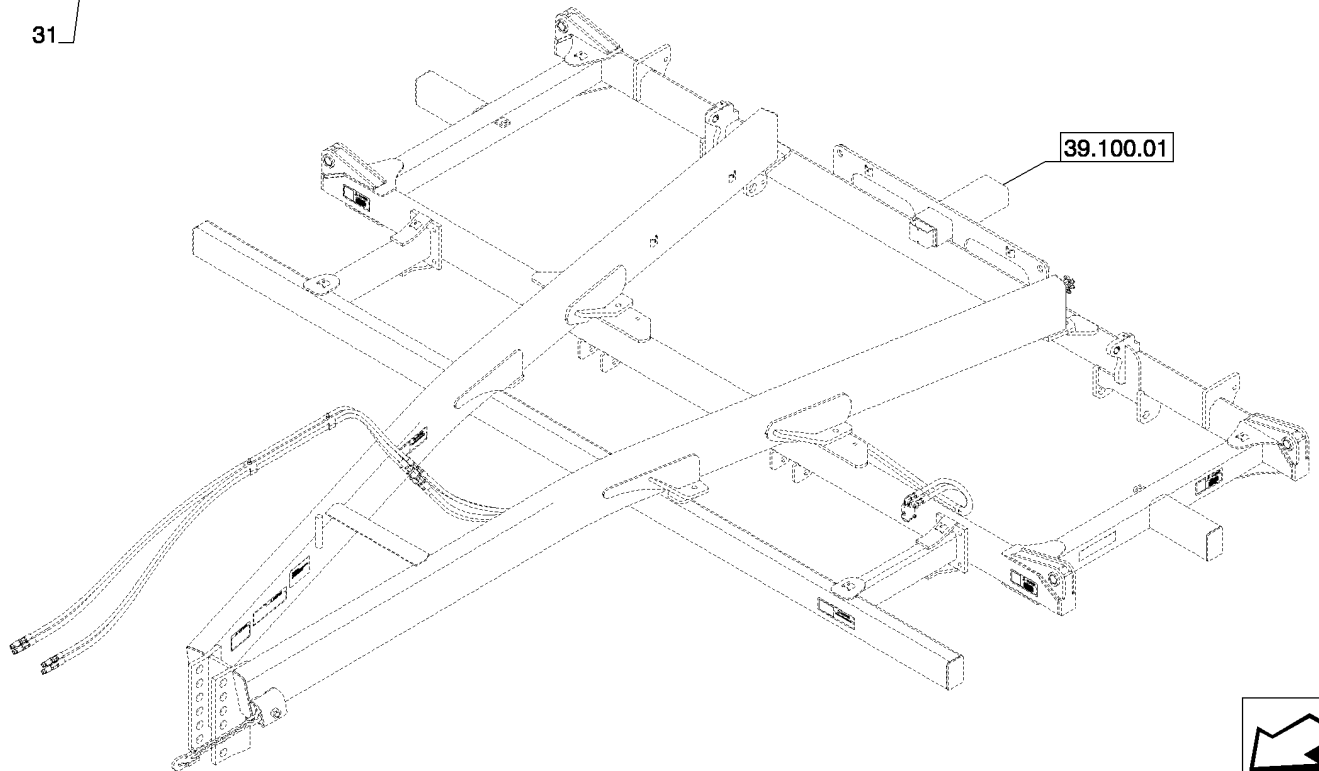
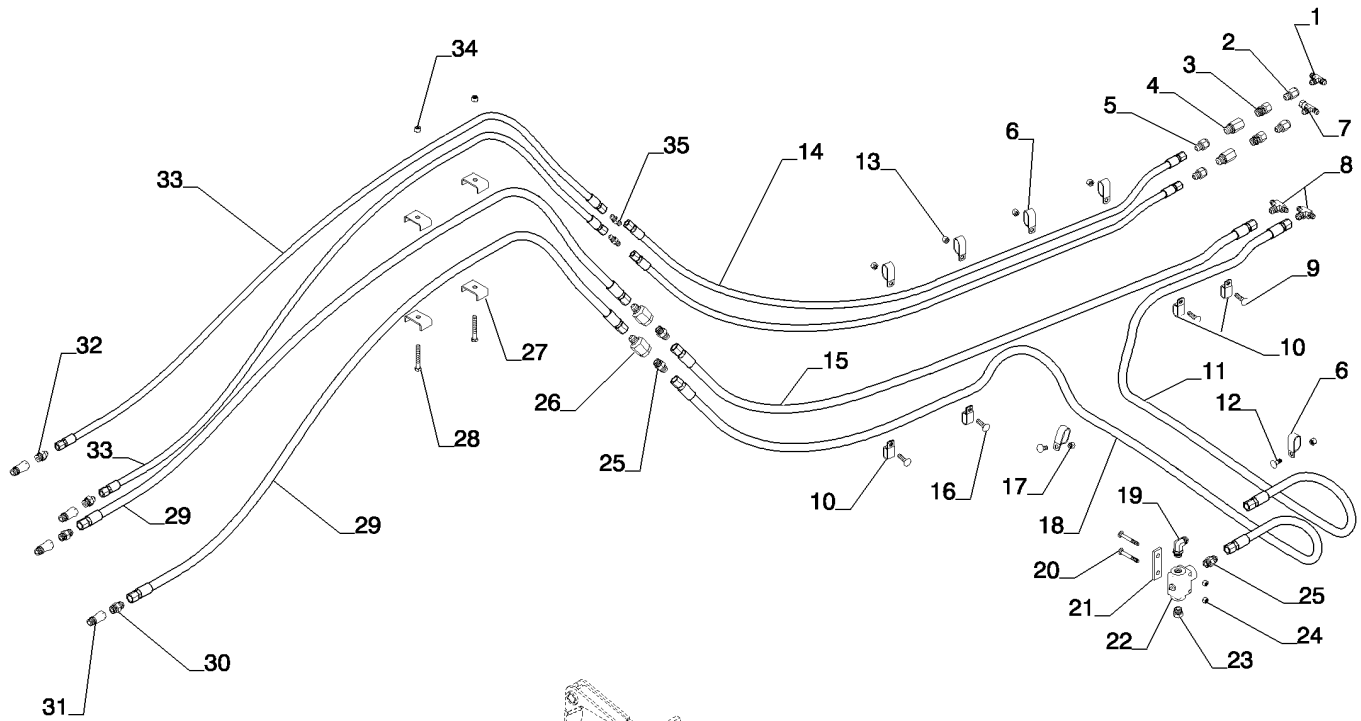


MAIN/PULL FRAME HYDRAULICS 12- 16 ROW

REF	FN	PART NUMBER	YR/SN	QTY	DESCRIPTION
1		76355		1	TEE, 9/16"-18, 37°
2		87411460		2	REDUCER
3		25707534		2	ADAPTER
4		25405013		2	CONTROL VALVE
5		86624135		2	REDUCER, 37°, 3/4"-16, Fem x 9/16"-18 Male
6		22510700		UAR	HOSE CLAMP
7		129274		1	TEE, 37°, 9/16"-18, x 9/16"-18, Fem Sw Run
8		86624134		2	TEE, 37°, 9/16"-18 x 3/4"-16, Br
9		9706752		UAR	CARRIAGE BOLT, Short NK, 3/8"-16 x 1 1/2", G5
10		22510710		UAR	HOSE CLAMP
11		147843C2		1	HYDRAULIC HOSE, 12.70 mm ID x 2795.00 mm, SAE 100R17
12		88682		UAR	CARRIAGE BOLT, Short NK, 3/8"-16 x 1", G5
13		88902		UAR	LOCK NUT, 3/8"-16, GC
14		139519C2		1	HYDRAULIC HOSE
15		91207C1		1	HYDRAULIC HOSE, 12.70 mm ID x 3300.00 mm, SAE 100R1
16		22510710		UAR	HOSE CLAMP
17		88902		UAR	LOCK NUT, 3/8"-16, GC
18		1337376C1		1	HYDRAULIC HOSE
19		128830		1	ELBOW, 90°, 3/4"-16, 37° x 3/4"-16, O-Ring
20		280622		2	CARRIAGE BOLT, Short NK, 5/16"-18 x 2 1/2", G5
21		84278123		1	SPACER
22		396150A1		1	VALVE, CONTROL
23		214389		1	PLUG, Hex Hd, 3/4"-16 ORB
24		280736		2	LOCK NUT, 5/16"-18, GC
25		81827427		3	HYD CONNECTOR
26		84269593		2	FILTER
27		06200125		4	HOSE CLAMP
28		88444		2	BOLT, Hex, 3/8"-16 x 2 3/4", G5
29		91240C1		2	HOSE, 12.70 mm ID x 3050.00 mm, SAE 100R1
30		81827427		2	HYD CONNECTOR
31		25705041		4	COUPLING
32		128817		2	HYD CONNECTOR, 9/16"-18, 37° x 3/4"-18, O-Ring
33		1301350C2		2	HYDRAULIC HOSE, 3/4" X 120"

950

MAIN/PULL FRAME HYDRAULICS 12- 16 ROW



35.100.01

p2

01/12

MAIN/PULL FRAME HYDRAULICS 12- 16 ROW

REF	FN	PART NUMBER	YR/SN	QTY	DESCRIPTION
34		88902		2	LOCK NUT, 3/8"-16, GC
35		128821		2	UNION, 9/16"-18, 37° x 9/16"-18, 37°

950

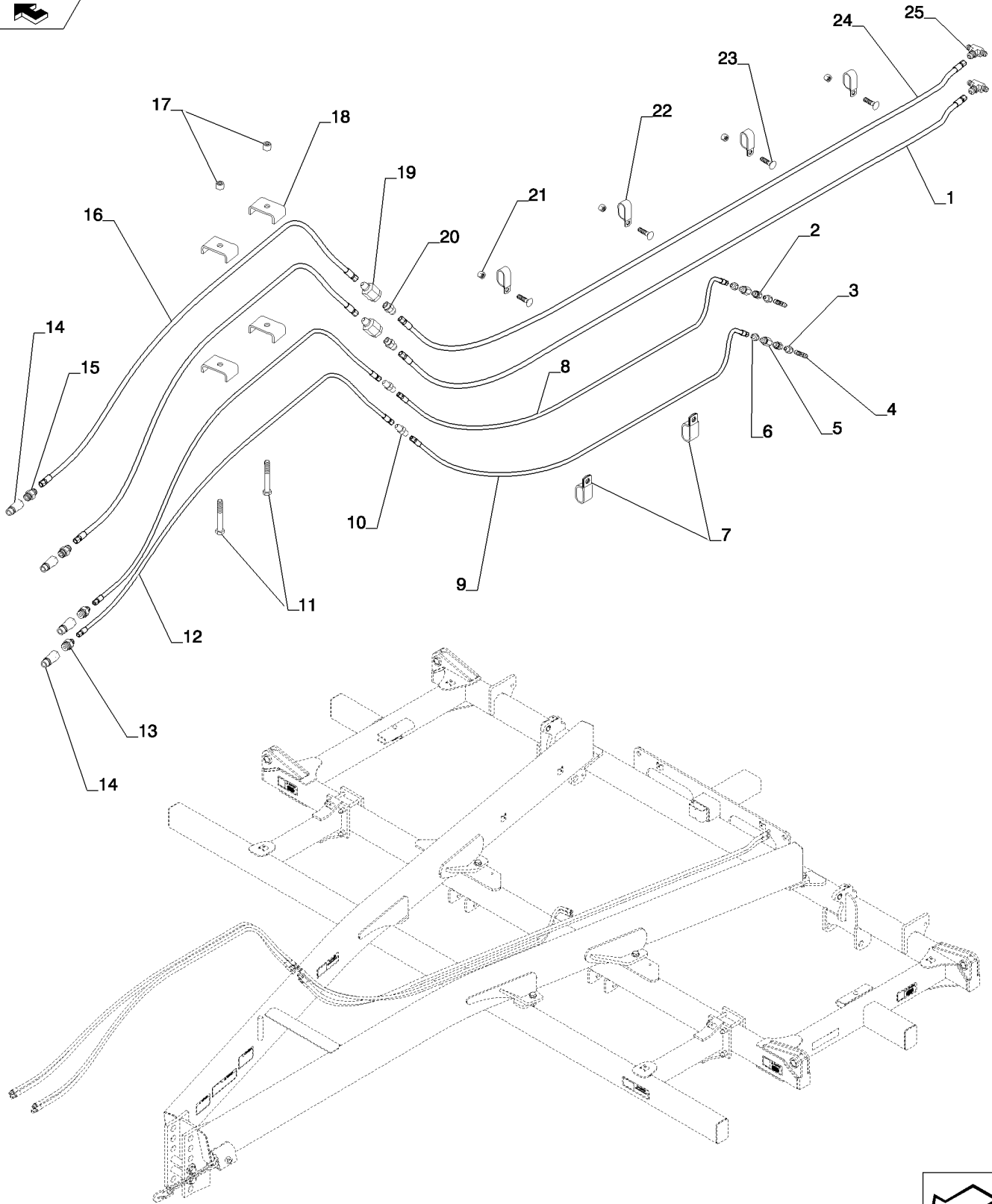
35.100.01

01

p1

12/11

MAIN/PULL FRAME HYDRAULICS 8 ROW



35.100.01

01

p1

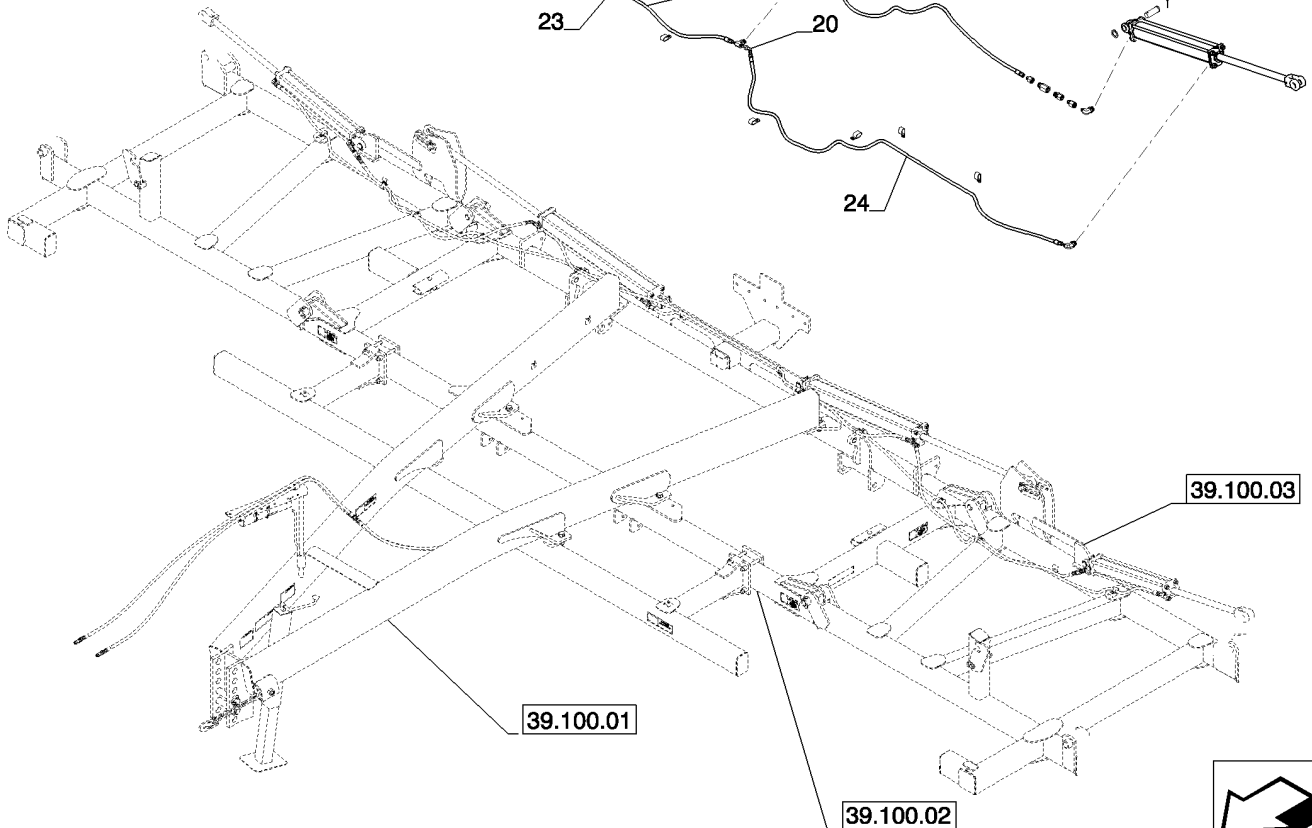
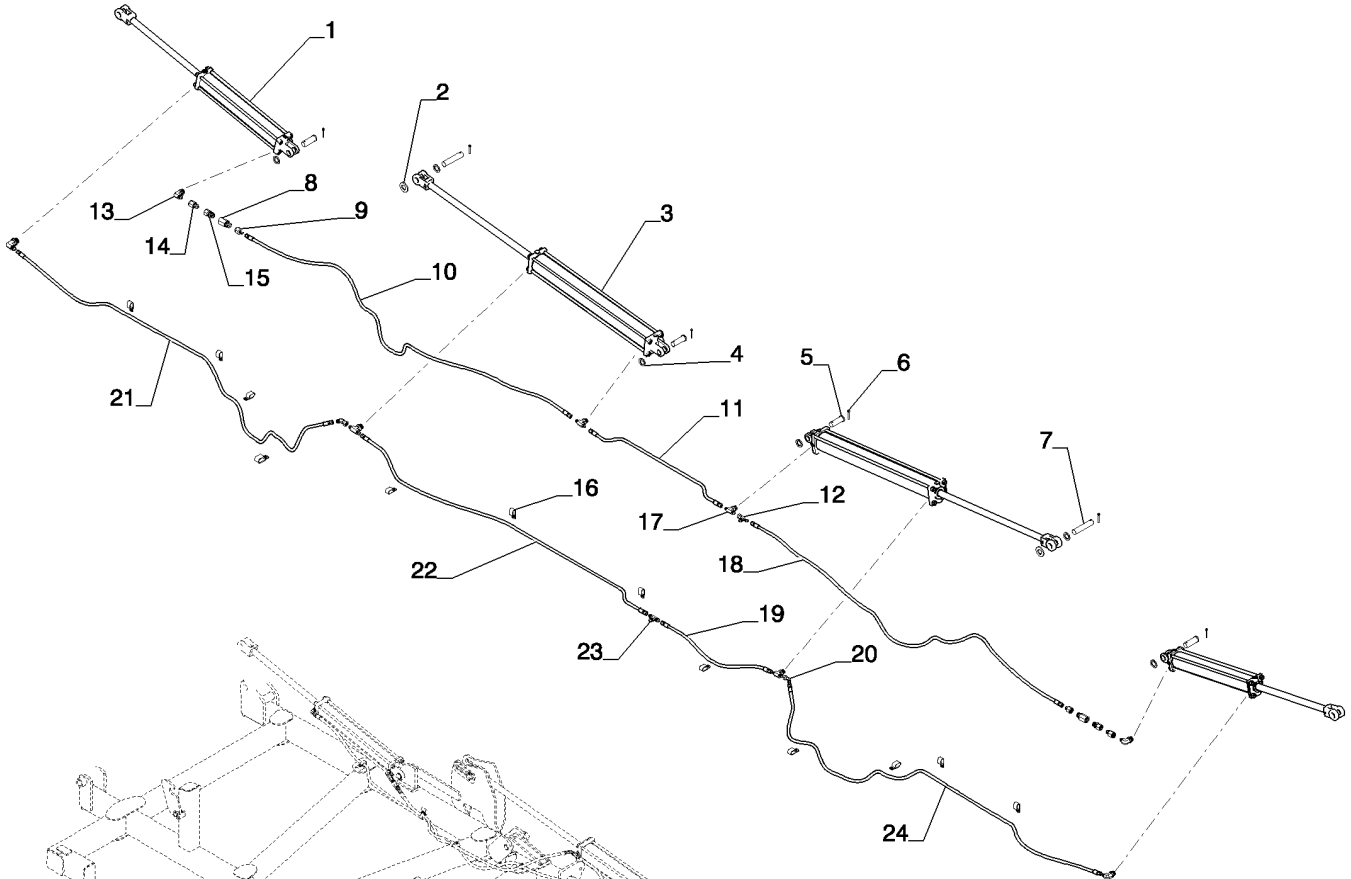
12/11

MAIN/PULL FRAME HYDRAULICS 8 ROW

REF	FN	PART NUMBER	YR/SN	QTY	DESCRIPTION
1		1337376C1		1	HYDRAULIC HOSE
2		25707534		2	ADAPTER
3		87411460		2	REDUCER
4		76355		2	TEE, 9/16"-18, 37°
5		25405013		2	CONTROL VALVE
6		86624135		2	REDUCER, 37°, 3/4"-16, Fem x 9/16"-18 Male
7		22510700		2	HOSE CLAMP
8		810139C2		1	HYDRAULIC HOSE
9		810570C2		1	HYDRAULIC HOSE
10		128821		2	UNION, 9/16"-18, 37° x 9/16"-18, 37°
11		88444		2	BOLT, Hex, 3/8"-16 x 2 3/4", G5
12		1284368C1		2	HYDRAULIC HOSE
13		128817		2	HYD CONNECTOR, 9/16"-18, 37° x 3/4"-18, O-Ring
14		25705041		4	COUPLING
15		81827427		2	HYD CONNECTOR
16		90876C1		2	HYDRAULIC HOSE, 12.70 mm ID x 2540.00 mm, SAE 100R1
17		88902		2	LOCK NUT, 3/8"-16, GC
18		06200125		4	HOSE CLAMP
19		84269593		2	FILTER
20		81827427		2	HYD CONNECTOR
21		88902		4	LOCK NUT, 3/8"-16, GC
22		22510710		4	HOSE CLAMP
23		9706752		4	CARRIAGE BOLT, Short NK, 3/8"-16 x 1 1/2", G5
24		91207C1		1	HYDRAULIC HOSE, 12.70 mm ID x 3300.00 mm, SAE 100R1
25		86624134		2	TEE, 37°, 9/16"-18 x 3/4"-16, Br

950

WING FOLD HYDRAULICS 16 ROW



35.100.02

p1

02/12

WING FOLD HYDRAULICS 16 ROW

REF	FN	PART NUMBER	YR/SN	QTY	DESCRIPTION
1		84366455		2	CYLINDER
2		87613302		4	WASHER
3		84341605		2	CYLINDER
4		87613302		6	WASHER
5		84156993		4	PIN
6		88182		6	COTTER PIN, 1/4" x 2"
7		84349166		2	PIN
8		25405013		2	CONTROL VALVE
9		86624135		2	REDUCER, 37°, 3/4"-16, Fem x 9/16"-18 Male
10		1284297C1		1	HYDRAULIC HOSE, 9.52 mm ID x 2795.00 mm
11		810139C2		1	HYDRAULIC HOSE, 3/4" X 55"
12		129274		1	TEE, 37°, 9/16"-18, x 9/16"-18, Fem Sw Run
13		76347		4	ELBOW, 90°, 9/16"-18, 37° x 3/4"-16, O-Ring
14		87411460		2	REDUCER
15		25707534		2	ADAPTER
16		22510700		12	HOSE CLAMP
17		87331046		4	TEE, 9/16"-18, 37° x 3/4"-16, O-Ring Br
18		1284297C1		1	HYDRAULIC HOSE, 9.52 mm ID x 2795.00 mm
19		1270453C1		1	HYDRAULIC HOSE
20		86512959		2	ELBOW, 45°, 9/16"-18, 37° x 9/16"-18, 37° Fem Sw
21		1284368C1		1	HYDRAULIC HOSE
22		1284368C1		1	HYDRAULIC HOSE
23		76355		1	TEE, 9/16"-18, 37°
24		1284368C1		1	HYDRAULIC HOSE

950

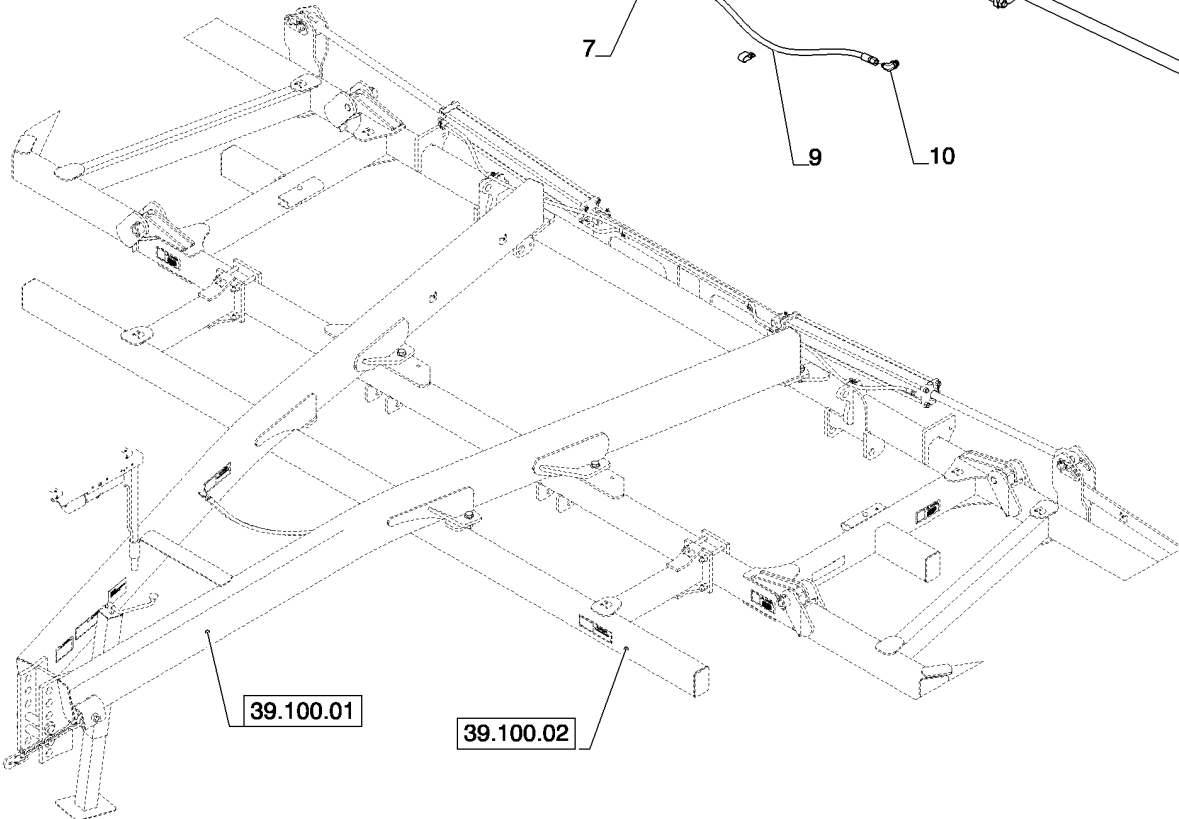
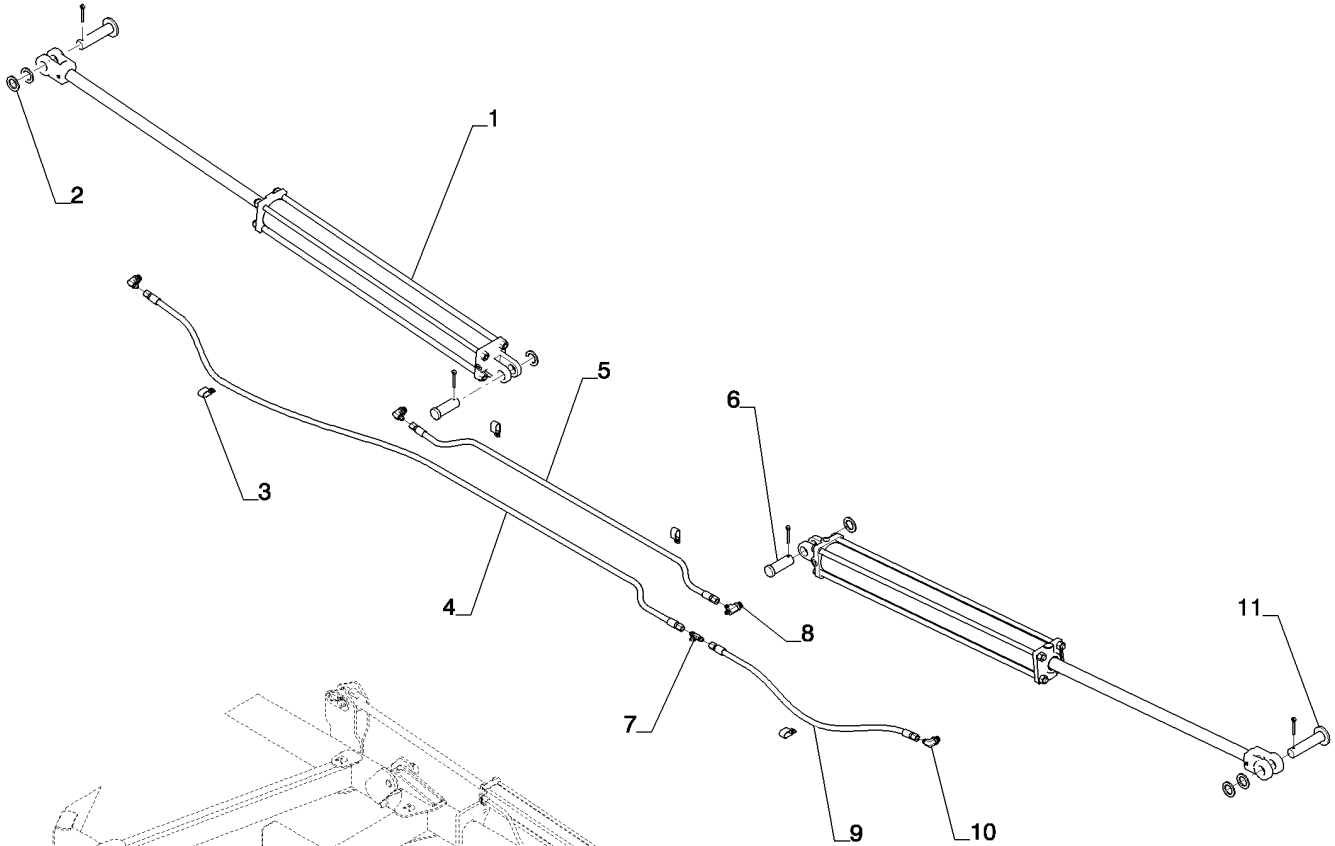
35.100.02

01

p1

12/11

WING FOLD HYDAULICS 12 ROW



39.100.01

39.100.02



35.100.02

01

p1

12/11

WING FOLD HYDAULICS 12 ROW

REF	FN	PART NUMBER	YR/SN	QTY	DESCRIPTION
1		84341605		2	CYLINDER
2		87613302		6	WASHER
3		22510700		4	HOSE CLAMP
4		1284368C1		1	HYDRAULIC HOSE
5		810139C2		1	HYDRAULIC HOSE
6		84156993		2	PIN
7		76355		1	TEE, 9/16"-18, 37°
8		87564739		1	TEE
9		1270453C1		1	HYDRAULIC HOSE
10		76347		3	ELBOW, 90°, 9/16"-18, 37° x 3/4"-16, O-Ring
11		84349166		2	PIN

950

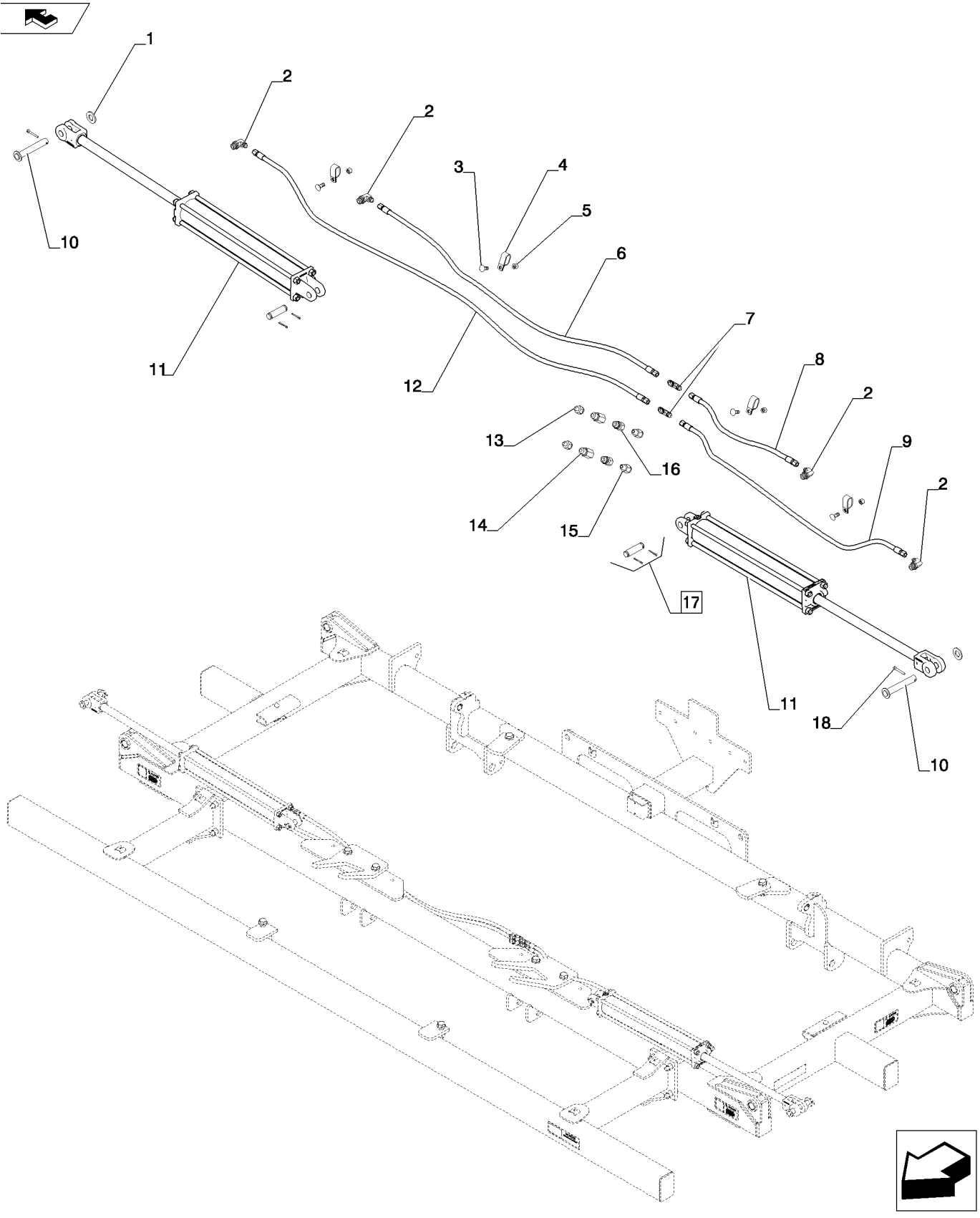
35.100.02

02

p1

02/12

WING FOLD HYDRAULICS 8 ROW



35.100.02

02

p1

02/12

WING FOLD HYDRAULICS 8 ROW

REF	FN	PART NUMBER	YR/SN	QTY	DESCRIPTION
1		86900677		2	WASHER, 1 1/32" x 2" x .179"
2		76347		4	ELBOW, 90°, 9/16"-18, 37° x 3/4"-16, O-Ring
3		22510700		UAR	HOSE CLAMP
4		88682		UAR	CARRIAGE BOLT, Short NK, 3/8"-16 x 1", G5
5		88902		UAR	LOCK NUT, 3/8"-16, GC
6		1254574C2		1	HYDRAULIC HOSE
7		76355		2	TEE, 9/16"-18, 37°
8		1336840C1		1	HYDRAULIC HOSE
9		810139C2		1	HYDRAULIC HOSE
10		14816466		2	CLEVIS
11		25335242		2	CYLINDER ASSY.
12		810570C2		1	HYDRAULIC HOSE
13		86624135		2	REDUCER, 37°, 3/4"-16, Fem x 9/16"-18 Male
14		25405013		2	CONTROL VALVE
15		87411460		2	REDUCER
16		25707534		2	ADAPTER
17		25890100		2	KIT, 1.00 Cylinder Pin and Cotter Pin Kit
18		88182		2	COTTER PIN, 1/4" x 2"

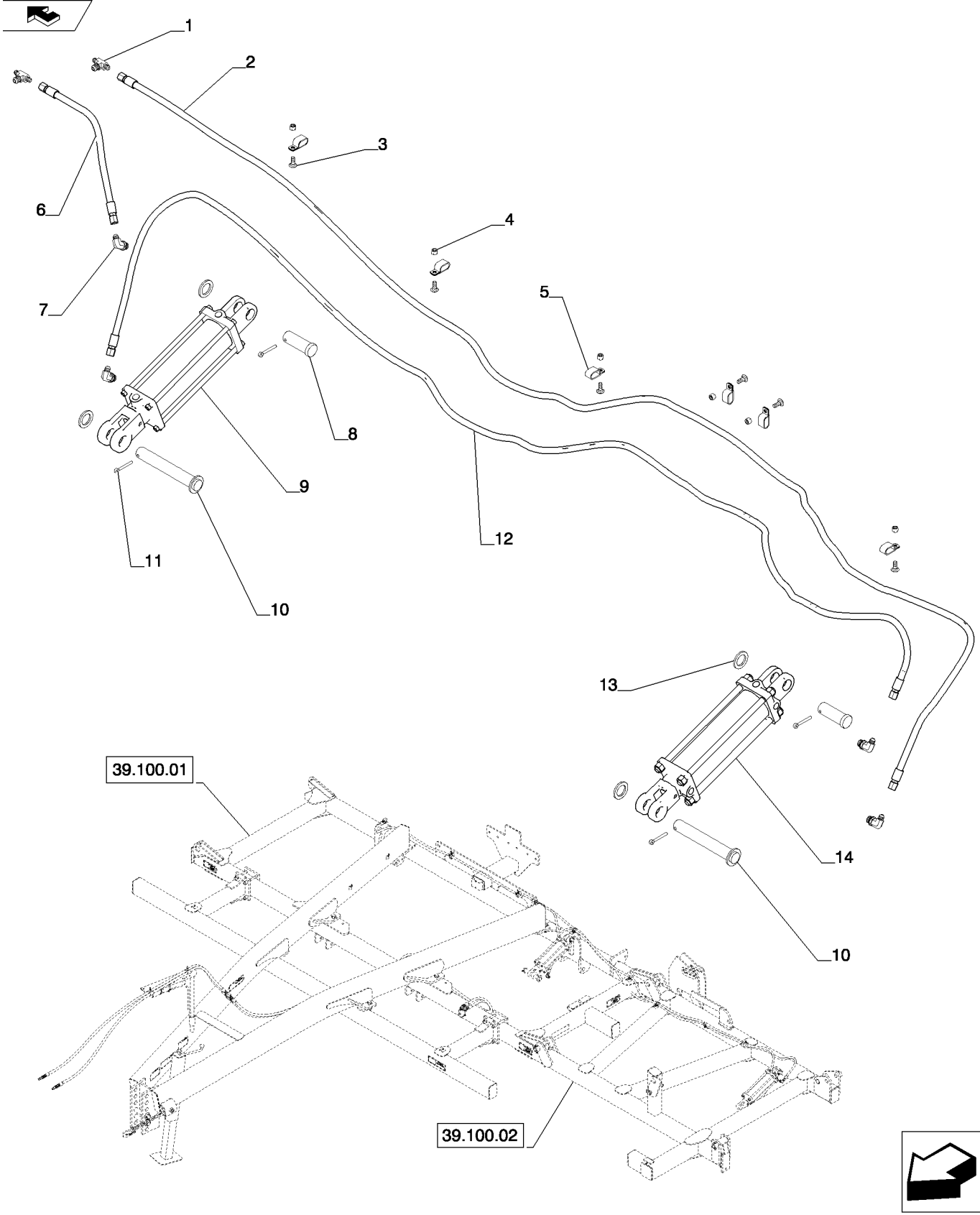
950

35.100.03

p1

02/12

FRAME LIFT HYDRAULICS 12- 16 ROW



35.100.03

p1

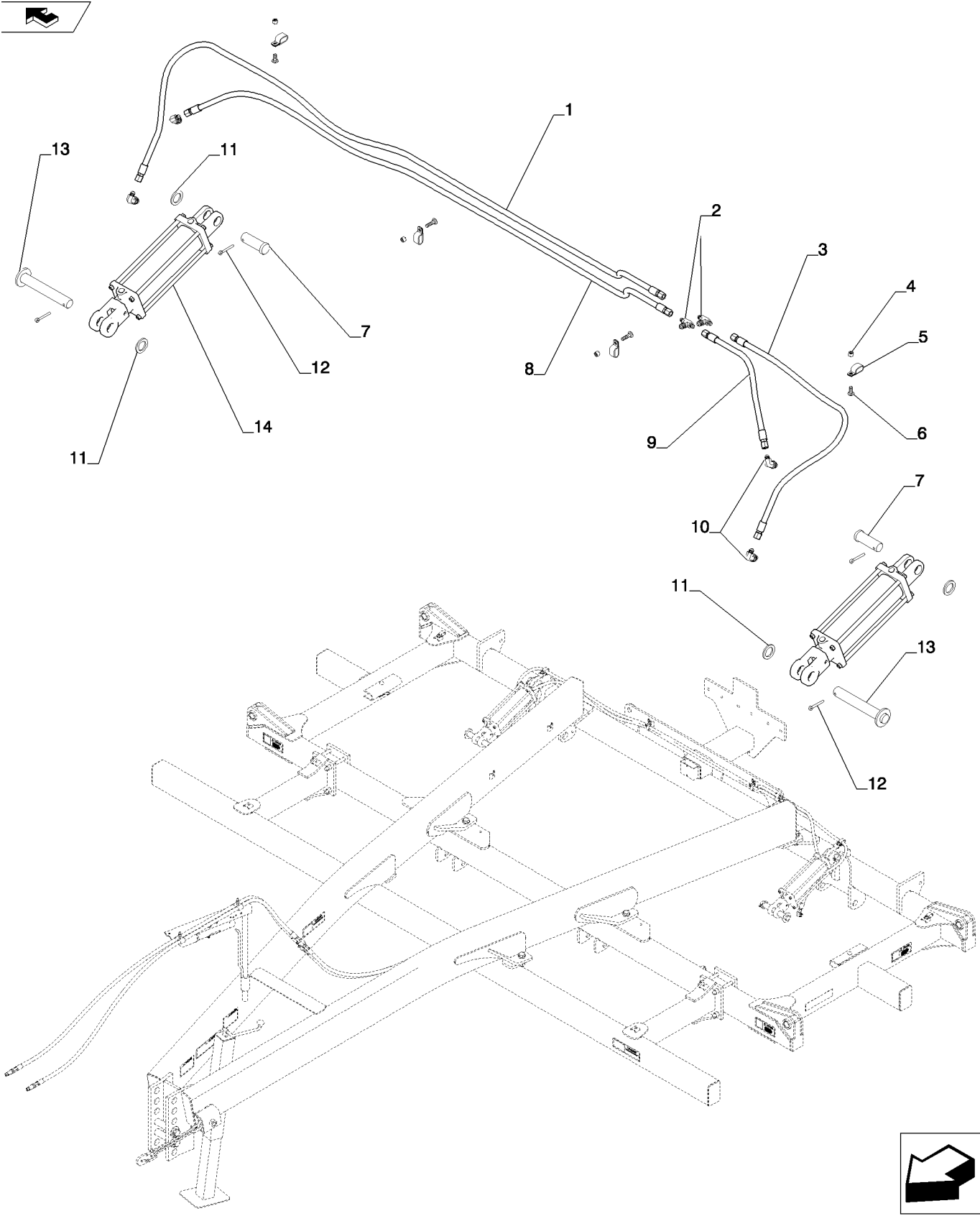
02/12

FRAME LIFT HYDRAULICS 12- 16 ROW

REF	FN	PART NUMBER	YR/SN	QTY	DESCRIPTION
1		86624134		2	TEE, 37°, 9/16"-18 x 3/4"-16, Br
2		139655C2		1	HYDRAULIC HOSE, LH 12 - 16 Row
2		129764C2		1	HYDRAULIC HOSE, RH 12 - 16 Row
3		9706752		UAR	CARRIAGE BOLT, Short NK, 3/8"-16 x 1 1/2", G5
4		88902		UAR	LOCK NUT, 3/8"-16, GC
5		22510700		UAR	HOSE CLAMP
6		1280792C1		1	HYDRAULIC HOSE, 9.52 mm ID x 535.00 mm, LH 12 - 16 Row
6		813006C2		1	HYDRAULIC HOSE, RH 12 - 16 Row
7		76347		4	ELBOW, 90°, 9/16"-18, 37° x 3/4"-16, O-Ring
8		84156993		2	PIN
9		84341603		1	CYLINDER
10		14820444		1	SPECIAL PIN
11		88182		2	COTTER PIN, 1/4" x 2"
12		139655C2		1	HYDRAULIC HOSE, LH 12 - 16 Row
12		1284303C1		1	HYDRAULIC HOSE, RH 12 - 16 Row
13		87613302		4	WASHER
14		84344027		1	CYLINDER

950

FRAME LIFT HYDRAULICS 8 ROW



35.100.03

01

p1

12/11

FRAME LIFT HYDRAULICS 8 ROW

REF	FN	PART NUMBER	YR/SN	QTY	DESCRIPTION
1		129671C2		1	HYDRAULIC HOSE
2		86624134		2	TEE, 37°, 9/16"-18 x 3/4"-16, Br
3		129672C2		1	HYDRAULIC HOSE
4		88902		UAR	LOCK NUT, 3/8"-16, GC
5		22510700		UAR	HOSE CLAMP
6		88682		UAR	CARRIAGE BOLT, Short NK, 3/8"-16 x 1", G5
7		84156993		2	PIN
8		813006C2		1	HYDRAULIC HOSE
9		1280792C1		1	HYDRAULIC HOSE, 9.52 mm ID x 535.00 mm
10		76347		4	ELBOW, 90°, 9/16"-18, 37° x 3/4"-16, O-Ring
11		87613302		4	WASHER
12		88182		4	COTTER PIN, 1/4" x 2"
13		84339323		2	PIN
14		84341603		2	CYLINDER

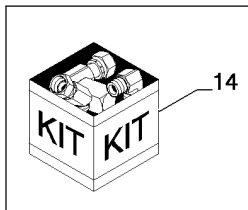
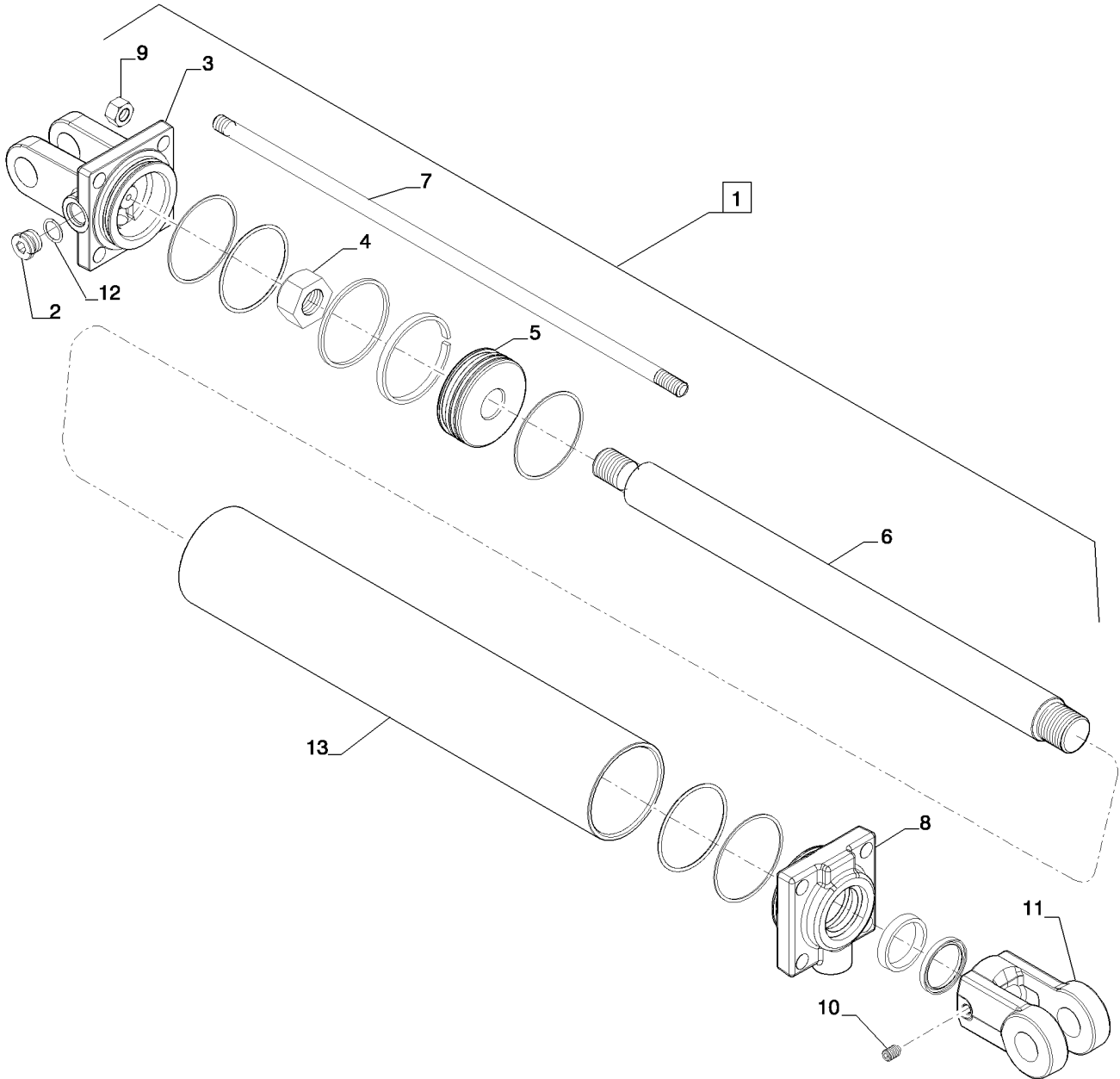
950

35.100.04

p1

12/11

WING CYLINDER 8 - 12 ROW

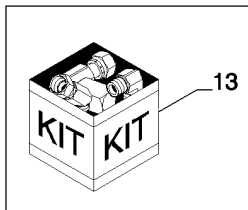
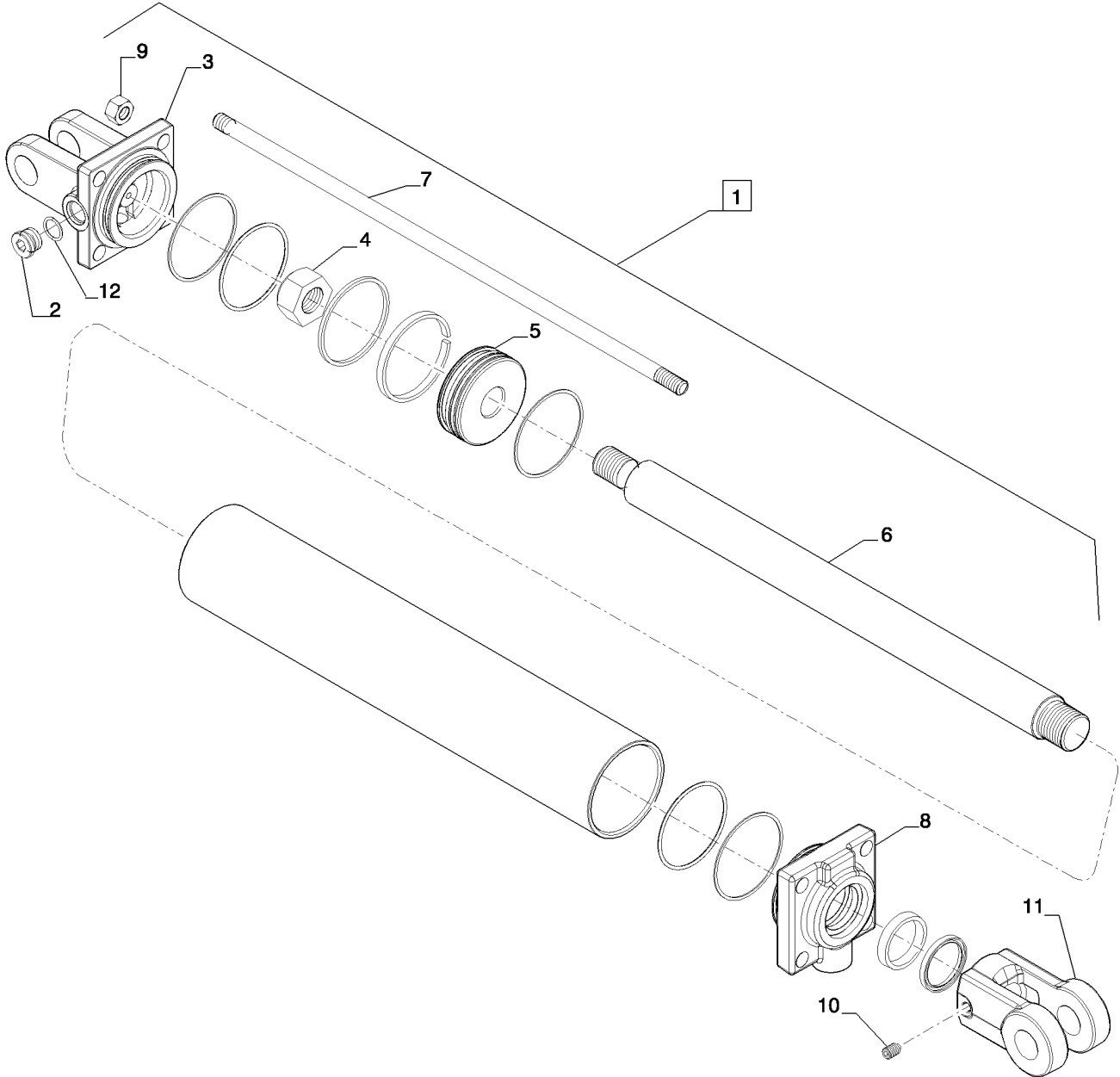


WING CYLINDER 8 - 12 ROW

REF	FN	PART NUMBER	YR/SN	QTY	DESCRIPTION
1		87505357		1	HYDRAULIC CYLINDER, 8 Row, 3.50" X 24.00", 3000PSI, Includes 12
1		84341605		1	CYLINDER, 12 Row, 4.00" X 36.00", Includes 13
2		86590562		1	PLUG, Hex Soc, 3/4"-16 ORB
3		87409430		1	HEAD, 8 Row, 3.50" X 24.00", 3000PSI
3		87409439		1	HEAD, 12 Row, 4.00" X 36.00"
4		87314800		1	NUT, 8 Row, 3.50" X 24.00", 3000PSI
4		8657		1	LOCK NUT, 12 Row, 4.00" X 36.00"
5		23548		1	PISTON, 8 Row, 3.50" X 24.00", 3000PSI
5		84407299		1	PISTON, 12 Row, 4.00" X 36.00"
6		87582276		1	SHAFT, 8 Row, 3.50" X 24.00", 3000PSI
6		84407298		1	ROD, 12 Row, 4.00" X 36.00"
7		87409493		4	BOLT, 8 Row, 3.50" X 24.00", 3000PSI
7		87410779		4	TIE-ROD, 12 Row, 4.00" X 36.00"
8		87409417		1	HEAD, 8 Row, 3.50" X 24.00", 3000PSI
8		87409392		1	HEAD, 12 Row, 4.00" X 36.00"
9		25-1110		8	NUT, 5/8"-18, G5, 8 Row, 3.50" X 24.00", 3000PSI
9		408		8	NUT, 5/8"-18, G5, 12 Row, 4.00" X 36.00"
10		87314803		1	SET SCREW, Hex Soc, 3/8"-16 x 1/2", 8 Row, 3.50" X 24.00", 3000PSI
10		84212867		1	SET SCREW, 12 Row, 4.00" X 36.00"
11		87409387		1	CLEVIS, 8 Row, 3.50" X 24.00", 3000PSI
11		84407278		1	CLEVIS, 12 Row, 4.00" X 36.00"
12		{}		1	8 Row, 3.50" X 24.00", 3000PSI, Included In 87505357
12		128825		1	O-RING, 0.644" ID x 0.087" Width, 12 Row, 4.00" X 36.00"
13		87582277		1	BARREL, 3.5 mm DIA x 24 mm L, 8 Row, 3.50" X 24.00", 3000PSI
13		{}		1	12 Row, 4.00" X 36.00"
14		84137861		1	SEAL KIT, 8 Row, 3.50" X 24.00", 3000PSI
14		25834024		1	SEAL KIT, 12 Row, 4.00" X 36.00"

950

INNER WING CYLINDER 16 ROW



INNER WING CYLINDER 16 ROW

REF	FN	PART NUMBER	YR/SN	QTY	DESCRIPTION
1		84341605		1	CYLINDER, 12 Row, 4.00" X 36.00"
2		86590562		1	PLUG, Hex Soc, 3/4"-16 ORB
3		87409439		1	HEAD
4		8657		1	LOCK NUT
5		84407299		1	PISTON
6		84407298		1	ROD
7		87410779		4	TIE-ROD
8		87409392		1	HEAD
9		408		4	NUT, 5/8"-18, G5
10		84212867		1	SET SCREW
11		84407278		1	CLEVIS
12		128825		1	O-RING, 0.644" ID x 0.087" Width
13		25834024		1	SEAL KIT

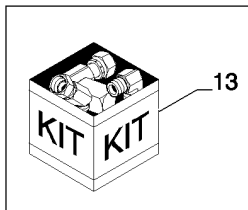
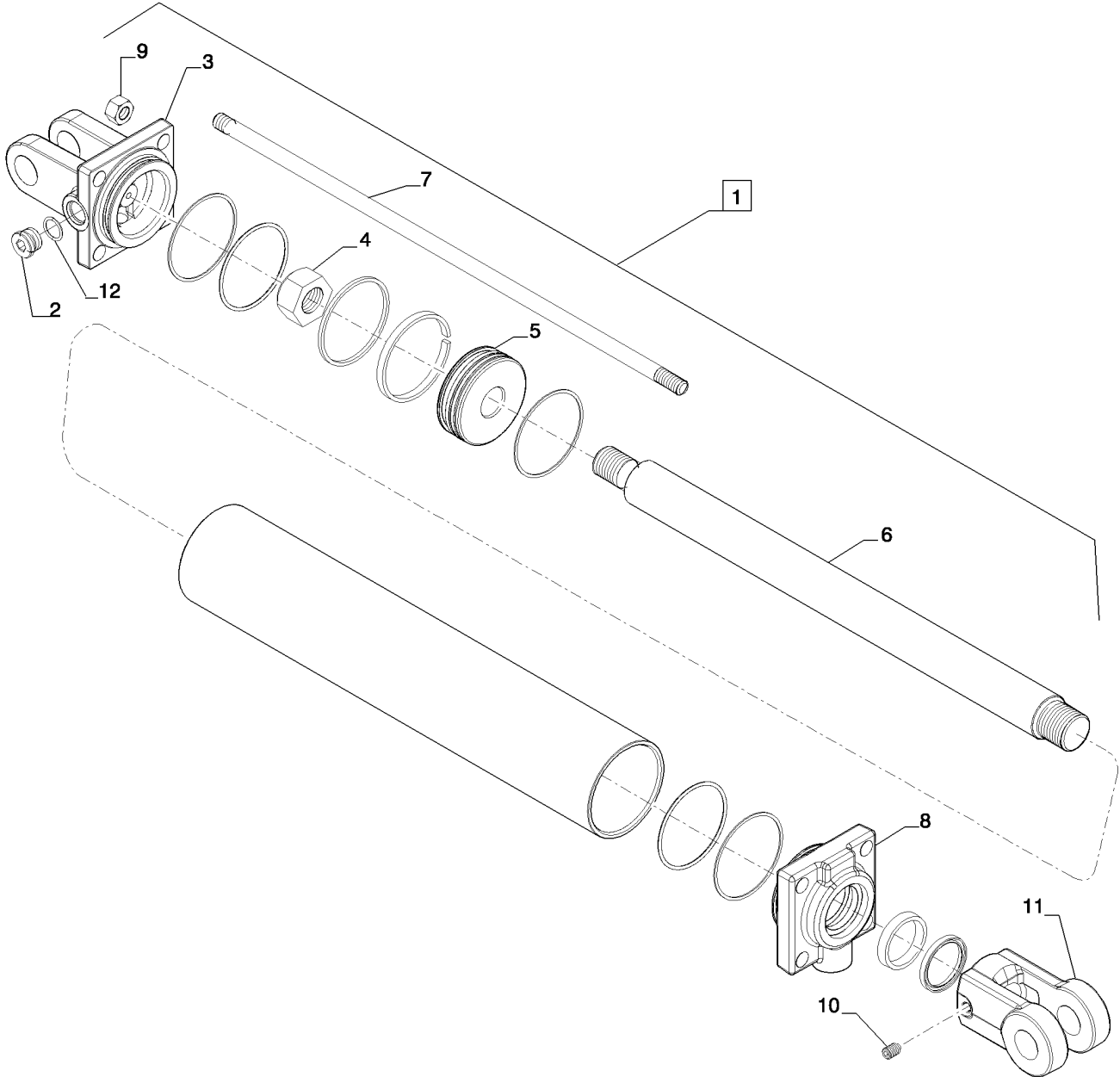
950

35.100.06

p1

12/11

OUTER WING CYLINDER 16 ROW



35.100.06

p1

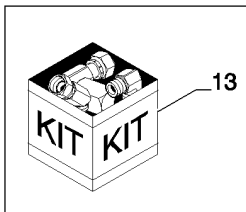
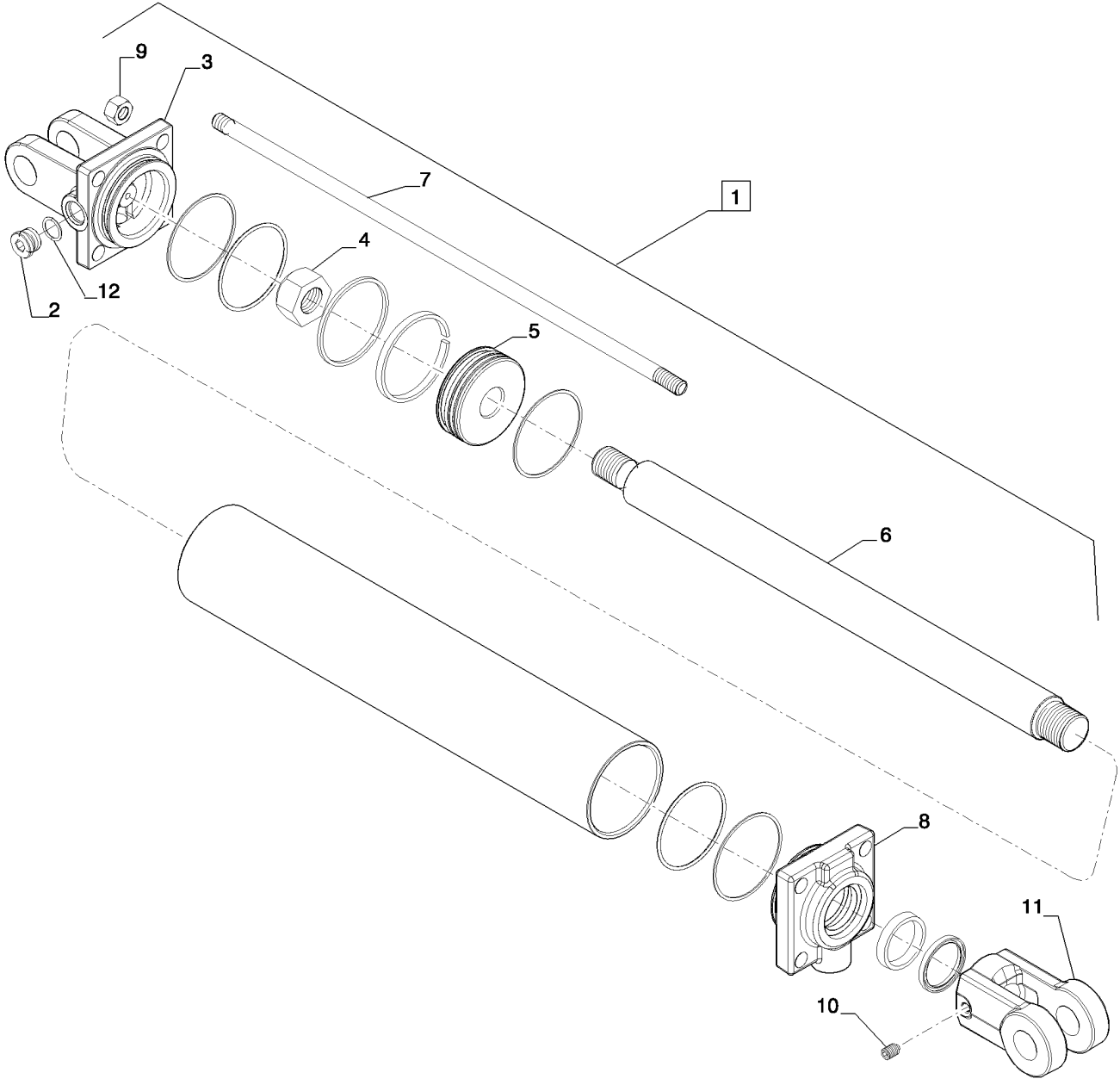
12/11

OUTER WING CYLINDER 16 ROW

REF	FN	PART NUMBER	YR/SN	QTY	DESCRIPTION
1		84366455		1	CYLINDER, 3.00" X 24.00"
2		86590562		1	PLUG, Hex Soc, 3/4"-16 ORB
3		84407290		1	CLEVIS
4		87314800		1	NUT
5		87635232		1	PISTON
6		84407293		1	ROD
7		84155448		4	TIE-ROD
8		8952		1	CYLINDER END CAP
9		280963		8	NUT, 1/2"-20, G5
10		84212867		1	SET SCREW
11		84221842		1	CLEVIS
12		128825		1	O-RING, 0.644" ID x 0.087" Width
13		25833007		1	SEAL KIT

950

MAIN FRAME LIFT CYLINDER 8 - 12 - 16 ROW



35.100.07

p1

12/11

MAIN FRAME LIFT CYLINDER 8 - 12 - 16 ROW

REF	FN	PART NUMBER	YR/SN	QTY	DESCRIPTION
1		84341603		1	CYLINDER
2		86590562		1	PLUG, Hex Soc, 3/4"-16 ORB
3		84407282		1	CLEVIS
4		87314800		1	NUT
5		87633992		1	PISTON
6		84407292		1	ROD
7		22606		4	THREADED TIE-ROD
8		87410758		1	CAP
9		408		8	NUT, 5/8"-18, G5
10		84212867		1	SET SCREW
11		84221842		1	CLEVIS
12		128825		1	O-RING, 0.644" ID x 0.087" Width
13		87409038		1	SEAL KIT

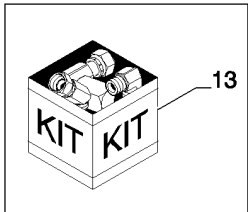
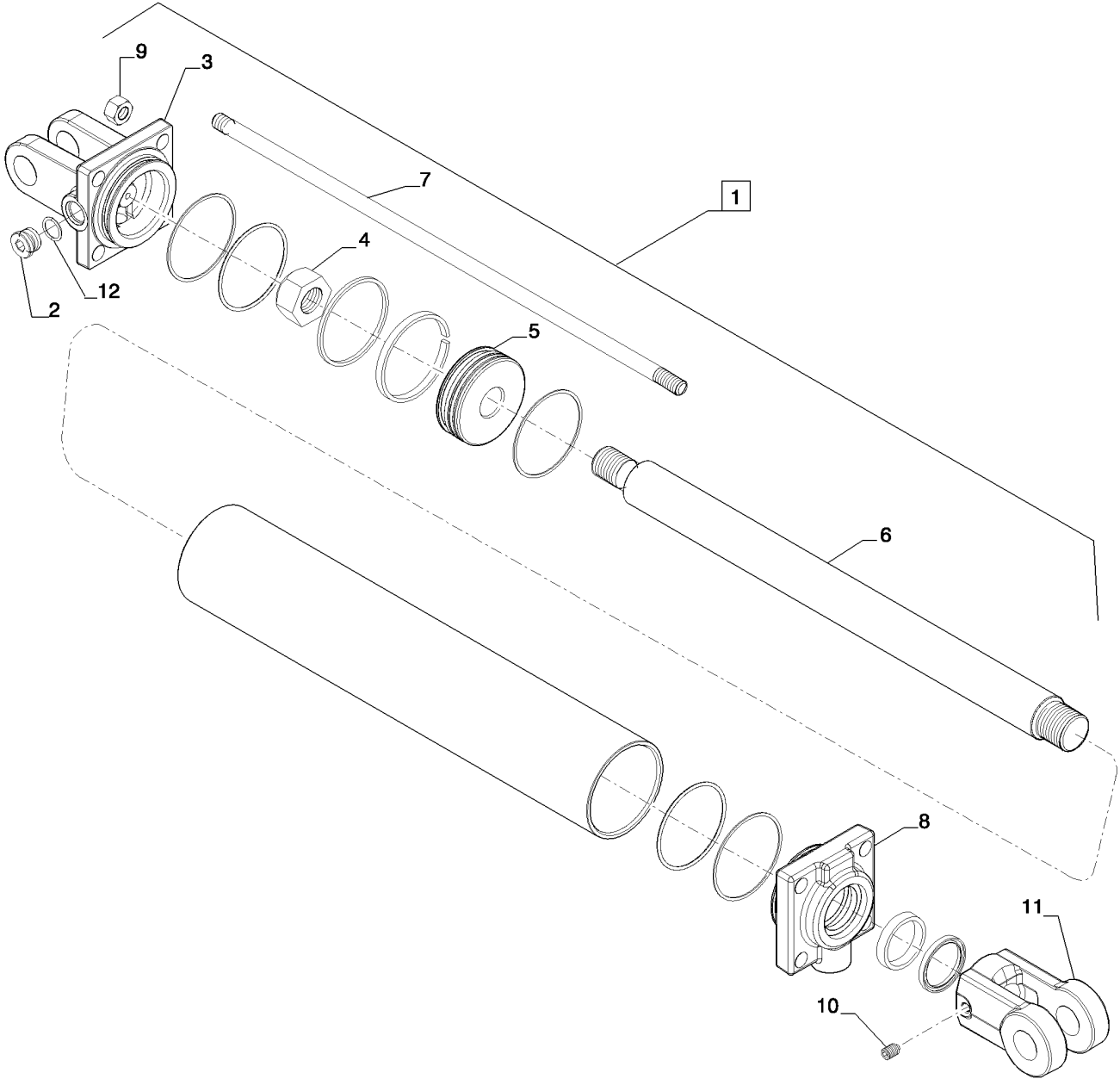
950

35.100.08

p1

12/11

WING FRAME LIFT CYLINDER 12 - 16 ROW



35.100.08

p1

12/11

WING FRAME LIFT CYLINDER 12 - 16 ROW

REF	FN	PART NUMBER	YR/SN	QTY	DESCRIPTION
1		84341603		1	CYLINDER
2		86590562		1	PLUG, Hex Soc, 3/4"-16 ORB
3		84407280		1	CLEVIS
4		87314800		1	NUT
5		87409468		1	PISTON
6		84407292		1	ROD
7		22606		4	THREADED TIE-ROD
8		87410757		1	CYLINDER END CAP
9		408		8	NUT, 5/8"-18, G5
10		84212867		1	SET SCREW
11		84221842		1	CLEVIS
12		128825		1	O-RING, 0.644" ID x 0.087" Width
13		87409037		1	SEAL KIT

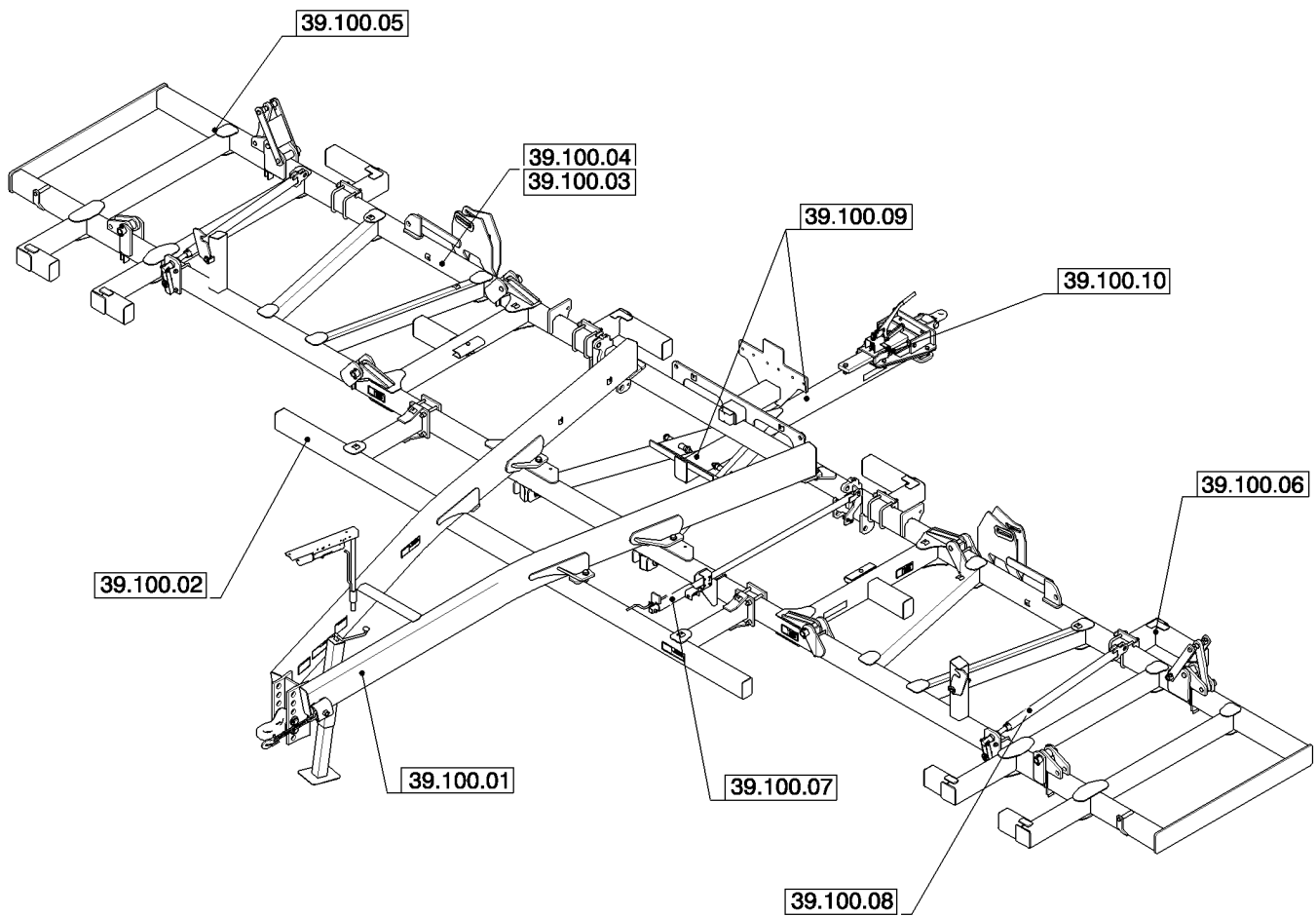
950

SECTION INDEX

39 - Frames and ballasting

39.100.00	FRAME INDEX
39.100.01	PULL FRAME
39.100.02	MAIN FRAME
39.100.03	WING FRAME 8 - 12 ROW
39.100.04	INNER WING FRAME 16 ROW
39.100.05	OUTER WING FRAME 16 ROW
39.100.06	EXTENSION TUBES
39.100.07	SPDC
39.100.08	LINK LEVEL 12 - 16 ROW
39.100.09	REAR HITCH FRAME
39.100.10	REAR HITCH

FRAME INDEX



39.100.00

p1

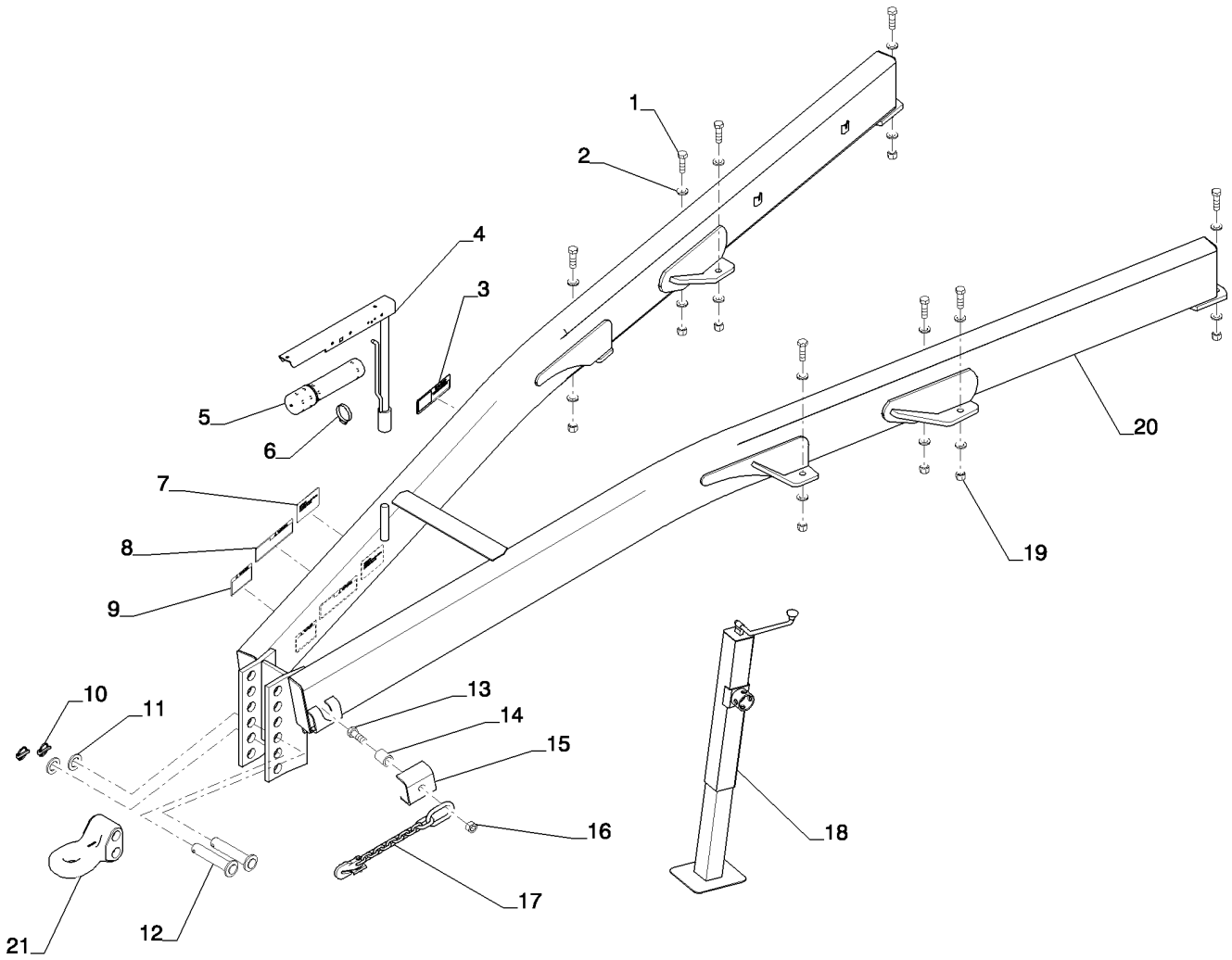
12/11

FRAME INDEX

REF	FN	PART NUMBER	YR/SN	QTY	DESCRIPTION
------------	-----------	--------------------	--------------	------------	--------------------

					950
--	--	--	--	--	------------

PULL FRAME

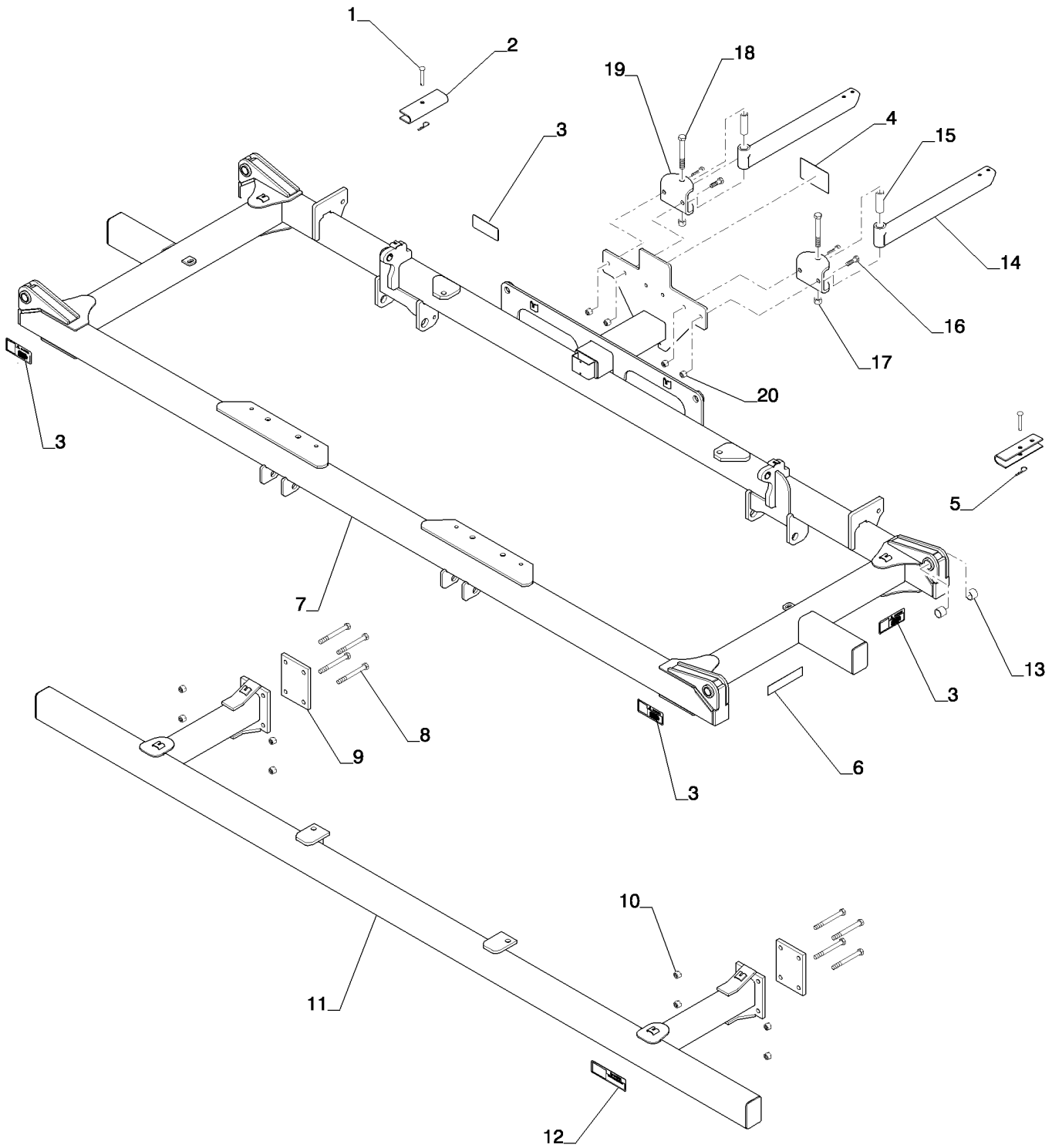


PULL FRAME

REF	FN	PART NUMBER	YR/SN	QTY	DESCRIPTION
1		9845479		8	BOLT, Hex, 7/8"-9 x 3", G5
2		87016604		8	WASHER, 15/16" x 1 3/4" x .219", HDN
3		18534284		1	WARNING SIGN
4		87452523		1	MOUNTING PARTS
5		30026030		1	TUBE
6		87040758		1	HOSE CLAMP
7		18534282		1	WARNING DECAL
8		18534348		1	DECAL
9		18534228		1	DECAL
10		D33805		2	PIN
11		17426001		2	WASHER
12		84257536		2	PIN
13		84128		1	BOLT, Hex, 1"-8 x 3", G5
14		04681211		1	BUSHING
15		04681210		1	BRACKET
16		86992219		1	LOCK NUT
17		87619912		1	CHAIN, Safety Chain 40,000 lbs
18		84399165		1	JACK
19		87681198		8	NUT
20		84402611		1	FRAME, Includes Ref #'s 3, 7-9, 13-17, 26 & 27
21		84399323		1	HITCH, Cat 3
21		84399324		1	HITCH, Cat 4
21		84399325		1	HITCH, Cat 5
26		84378308		1	DECAL, 950 NUTRI-TILLER RH (Not Shown)
27		84378307		1	DECAL, 950 NUTRI-TILLER LH (Not Shown)

950

MAIN FRAME

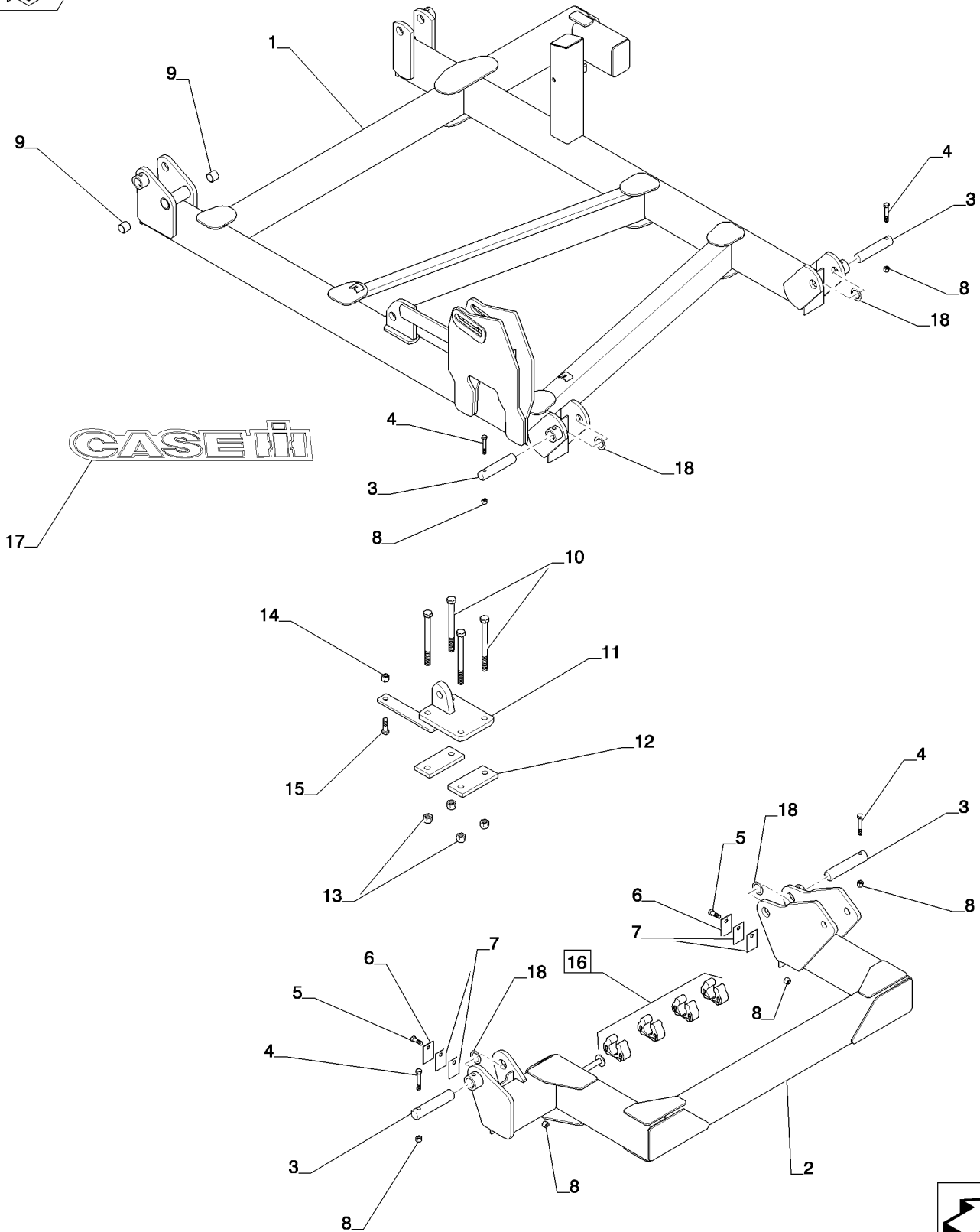


MAIN FRAME

REF	FN	PART NUMBER	YR/SN	QTY	DESCRIPTION
1		14810251		2	HEADED PIN
2		04632700		2	STAY
3		18534227		4	DANGER DECAL
4		18534368		1	DECAL, Ammonia Warning Decal
5		14720411		2	PIN, COTTER
6		311864A1		2	REFLECTOR
7		84354912		1	FRAME, Includes Decals & Bushings
8		280316		8	BOLT, Hex, 3/4"-10 x 7", G5
9		84428833		2	MOUNTING PLATE
10		280375		8	LOCK NUT, 3/4"-10, GC
11		84354918		1	FRAME, Coulter Frame W/Danger Decal
12		18534284		1	WARNING SIGN
13		84257665		8	BUSHING
14		84347251		2	MOUNT
15		04660340		2	TUBE, 0.81" ID, 1.25" OD
16		86505999		4	BOLT, Hex, 5/8"-11 x 2", G5
17		280375		2	LOCK NUT, 3/4"-10, GC
18		280120		2	BOLT, Hex, 3/4"-10 x 6", G5
19		04660320		2	BAR ASSY.
20		85700693		4	LOCK NUT, 5/8"-11, GC
21		87653276		1	DECAL, CASE IH Decal (Not Shown)

950

WING FRAME 8 - 12 ROW

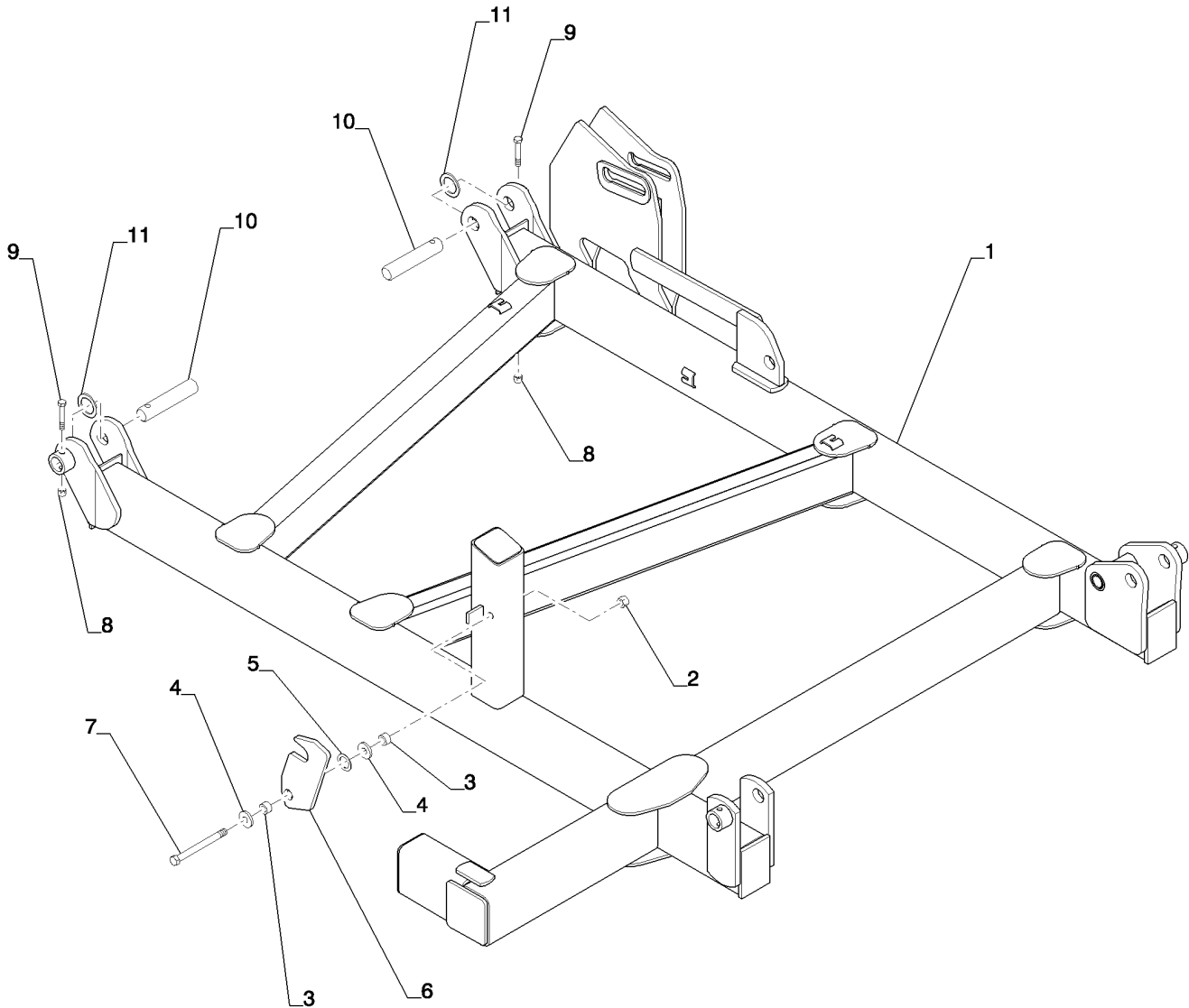


WING FRAME 8 - 12 ROW

REF	FN	PART NUMBER	YR/SN	QTY	DESCRIPTION
1		84396134		1	FRAME, LH, 12 Row, W/Decal
1		84396137		1	FRAME, RH, 12 Row, W/Decal
2		84399972		1	FRAME, LH, 8 Row, W/Decal
2		84399974		1	FRAME, RH, 8 Row, W/Decal
3		84310052		4	PIN
4		87339		4	BOLT, Hex, 1/2"-13 x 3", G5
5		87689		2	BOLT, Hex, 1/2"-13 x 1 1/2", G5, Full Thd
6		04626130		2	SHIM
7		04626120		4	SHIM
8		88871		6	LOCK NUT, 1/2"-13, GC
9		87433288		2	GUIDE BUSHING
10		86502676		4	BOLT, Hex, 3/4"-10 x 8 1/2", G5
11		04692020		1	BRACKET, LH, 8 Row
11		04692025		1	BRACKET, RH, 8 Row
12		05021000		2	PLATE
13		280375		4	LOCK NUT, 3/4"-10, GC
14		85700693		1	LOCK NUT, 5/8"-11, GC
15		86505999		1	BOLT, Hex, 5/8"-11 x 2", G5
16		25800010		1	CYLINDER, Hydraulic Cylinder Stop Package 1.25"
17		87653276		1	DECAL, 8 - 12 Row, Case Decal
18		86632584		4	WASHER, 1 17/32" x 2 1/4" x .120"

950

INNER WING FRAME 16 ROW

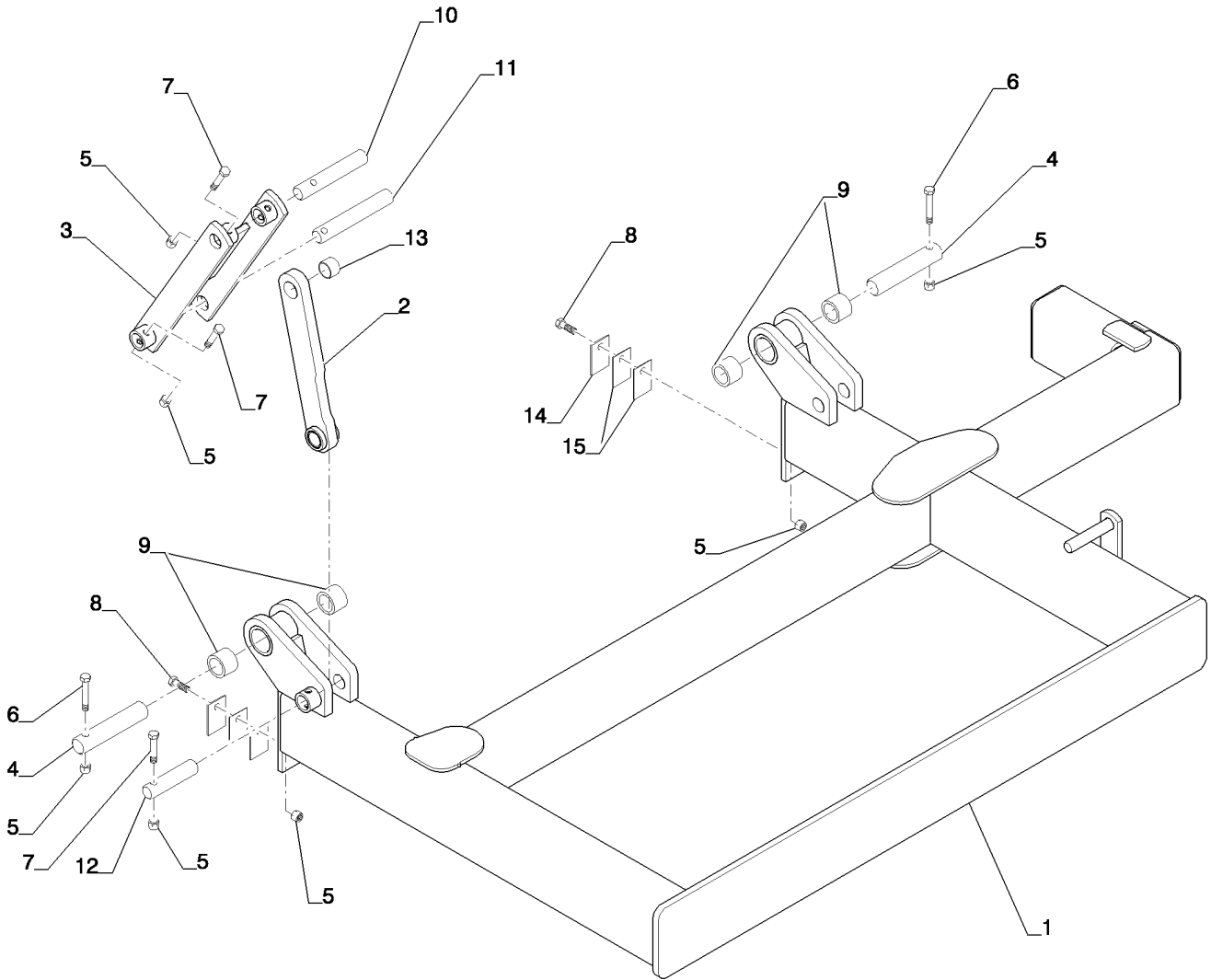


INNER WING FRAME 16 ROW

REF	FN	PART NUMBER	YR/SN	QTY	DESCRIPTION
1		84396134		1	FRAME, LH, Includes 11
1		84396137		1	FRAME, RH, Includes 11
2		85700693		1	LOCK NUT, 5/8"-11, GC
3		44006200		2	BUSHING
4		87613192		2	WASHER
5		17620020		1	BUSHING
6		06220130		1	BRACKET
7		280293		1	BOLT, Hex, 5/8"-11 x 7", G5
8		88871		2	LOCK NUT, 1/2"-13, GC
9		87339		2	BOLT, Hex, 1/2"-13 x 3", G5
10		84310052		2	PIN
11		86632584		2	WASHER, 1 17/32" x 2 1/4" x .120"
12		87653276		1	DECAL, Case IH Decal, Not Shown

950

OUTER WING FRAME 16 ROW

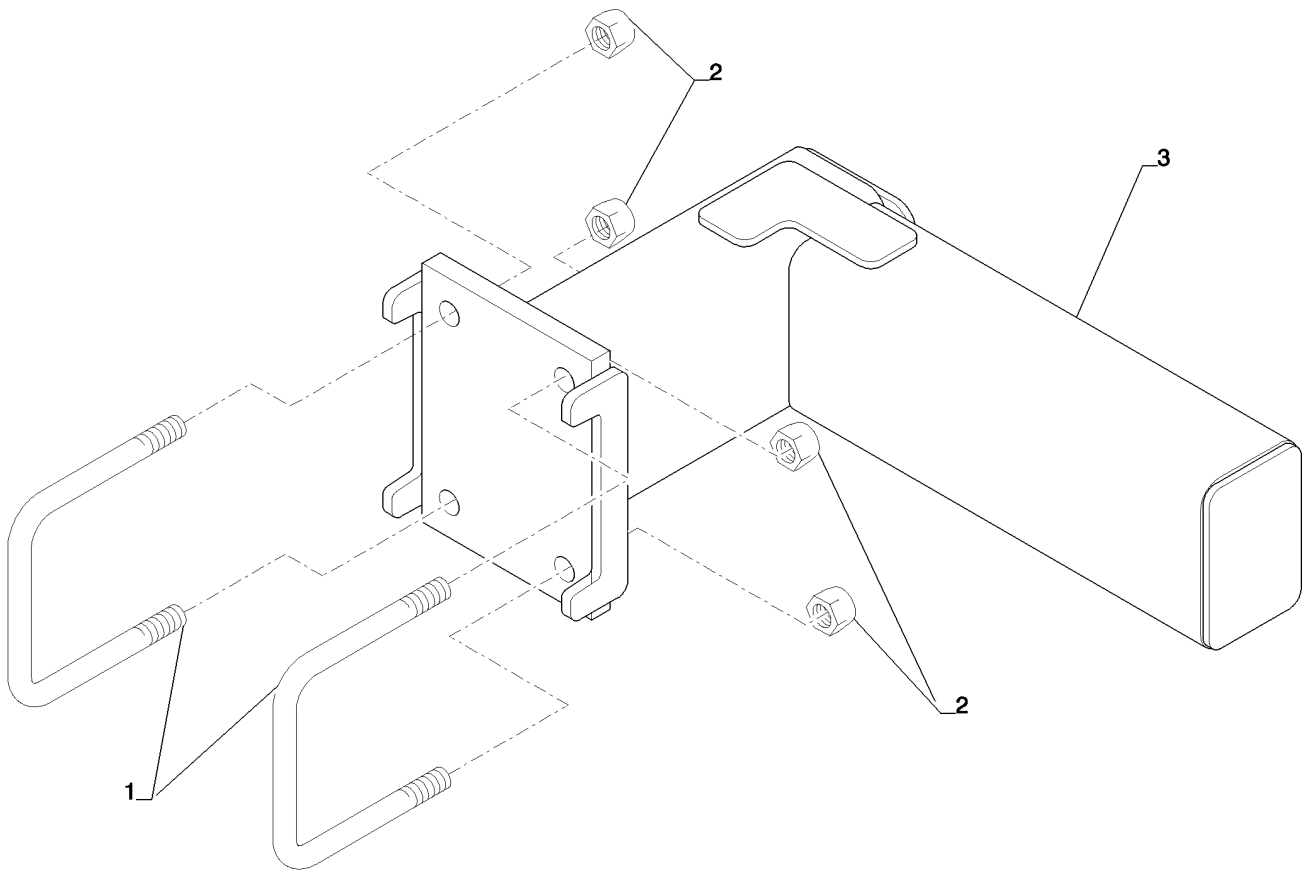


OUTER WING FRAME 16 ROW

REF	FN	PART NUMBER	YR/SN	QTY	DESCRIPTION
1		84396979		1	FRAME, LH
1		84396977		1	FRAME, RH
2		84257682		1	LINKAGE
3		84257681		1	LINKAGE
4		84310052		2	PIN
5		88871		7	LOCK NUT, 1/2"-13, GC
6		87339		2	BOLT, Hex, 1/2"-13 x 3", G5
7		87972		3	BOLT, Hex, 1/2"-13 x 2 1/2", G5
8		87689		2	BOLT, Hex, 1/2"-13 x 1 1/2", G5, Full Thd
9		87503066		4	BUSHING
10		84263249		1	PIN
11		84370832		1	PIN
12		84310128		1	PIN
13		6636		1	BUSHING
14		04626130		2	SHIM
15		04626120		4	SHIM

950

EXTENSION TUBES



39.100.06

p1

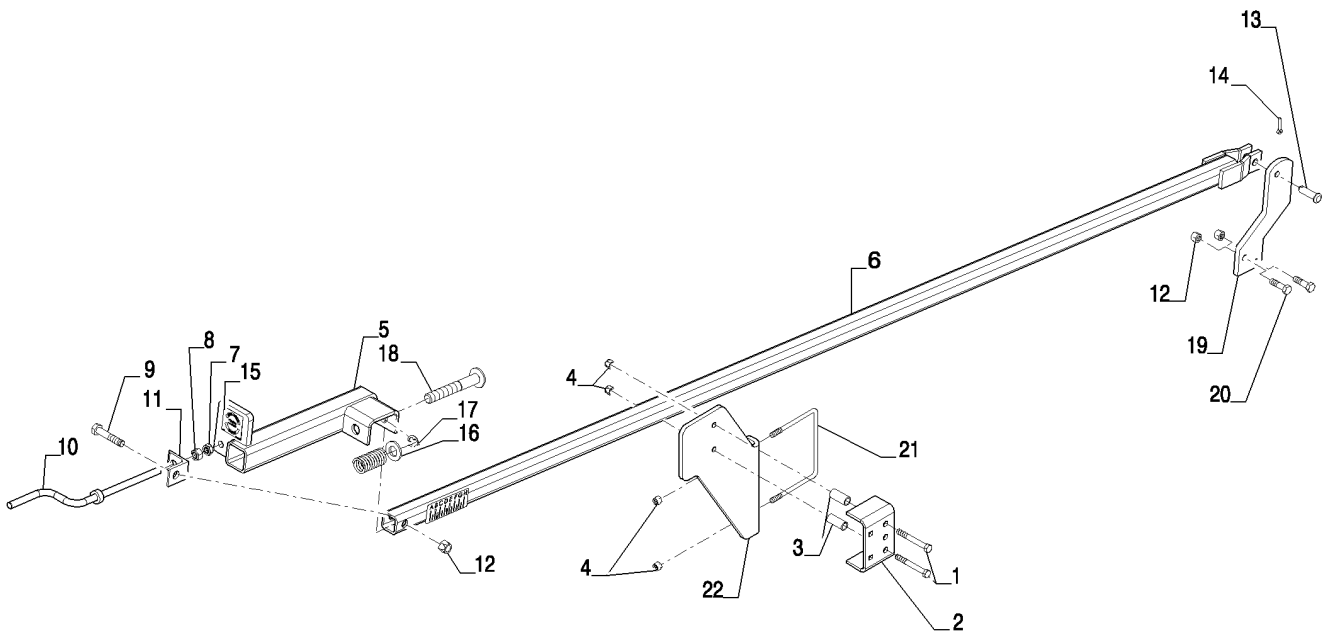
12/11

EXTENSION TUBES

REF	FN	PART NUMBER	YR/SN	QTY	DESCRIPTION
1		87427186		2	BOLT "U"
2		280375		4	LOCK NUT, 3/4"-10, GC
3		84471409		1	FRAME

950

SPDC



SPDC

REF	FN	PART NUMBER	YR/SN	QTY	DESCRIPTION
1		280161		2	BOLT, Hex, 3/8"-16 x 3", G5
2		84246743		1	GUIDE
3		84278152		2	SPACER
4		88902		4	LOCK NUT, 3/8"-16, GC
5		84246674		1	GUIDE
6		84346329		1	TUBE
7		86632558		1	JAM NUT, Jam, 1/2"-13, G5
8		280431		1	NUT, 1/2"-13, G5
9		87972		1	BOLT, Hex, 1/2"-13 x 2 1/2", G5
10		87412274		1	HANDLE
11		87412462		1	ANGLE
12		88871		3	LOCK NUT, 1/2"-13, GC
13		84158480		1	HEADED PIN
14		87397		1	COTTER PIN, 3/16" x 1"
15		84366837		1	DECAL
16		87381		1	WASHER, 3/4", SAE
17		505026		1	LOCKING RING, #75, .574" Dia, E-Type
18		396153A1		1	PIN
19		84380995		1	BRACKET
20		9707516		2	SCREW, Hex, 1/2"-13 x 1 3/4", G5
21		16309101		1	BOLT "U"
22		84380993		1	MOUNTING PLATE

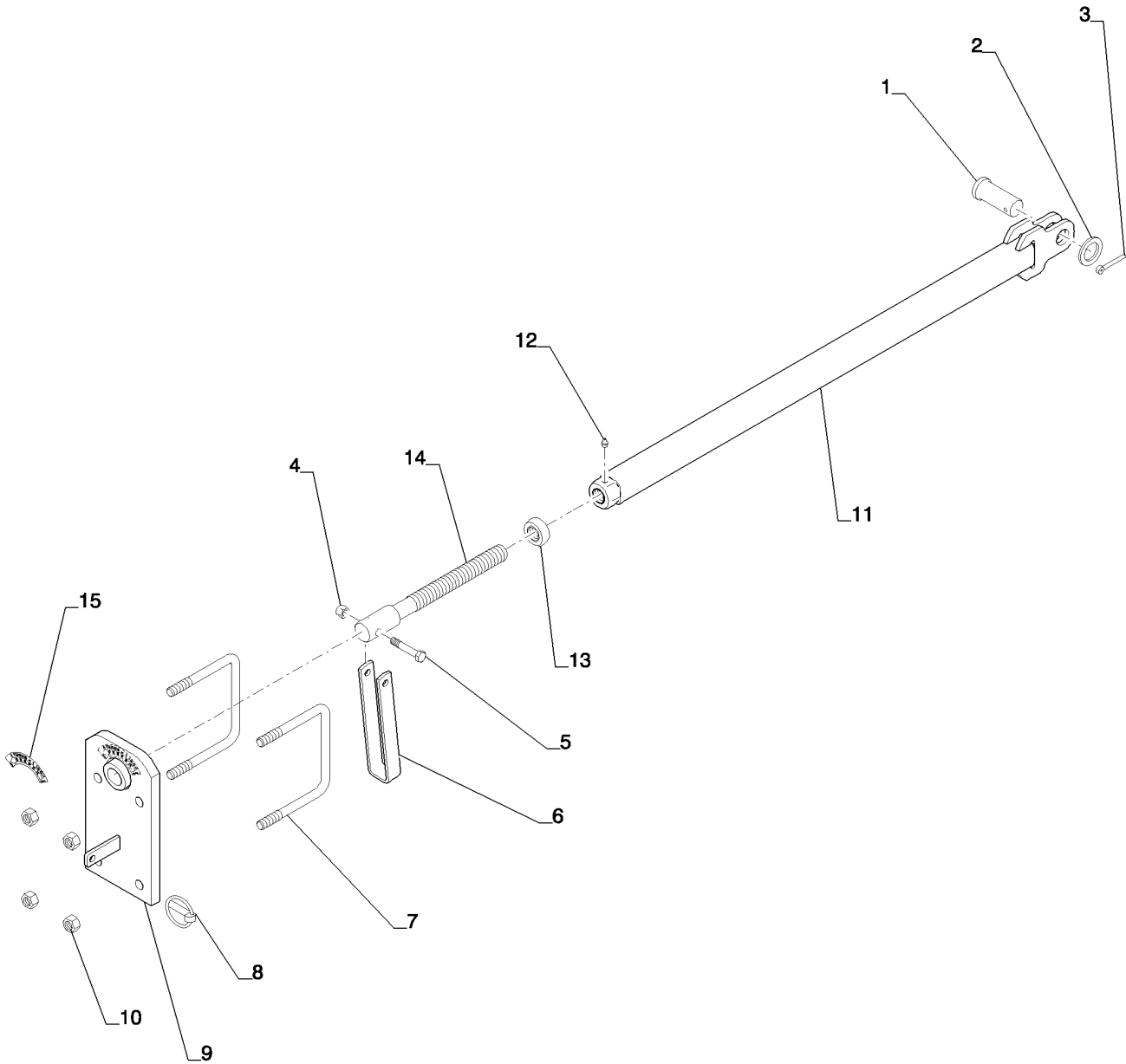
950

39.100.08

p1

02/12

LINK LEVEL 12 - 16 ROW



39.100.08

p1

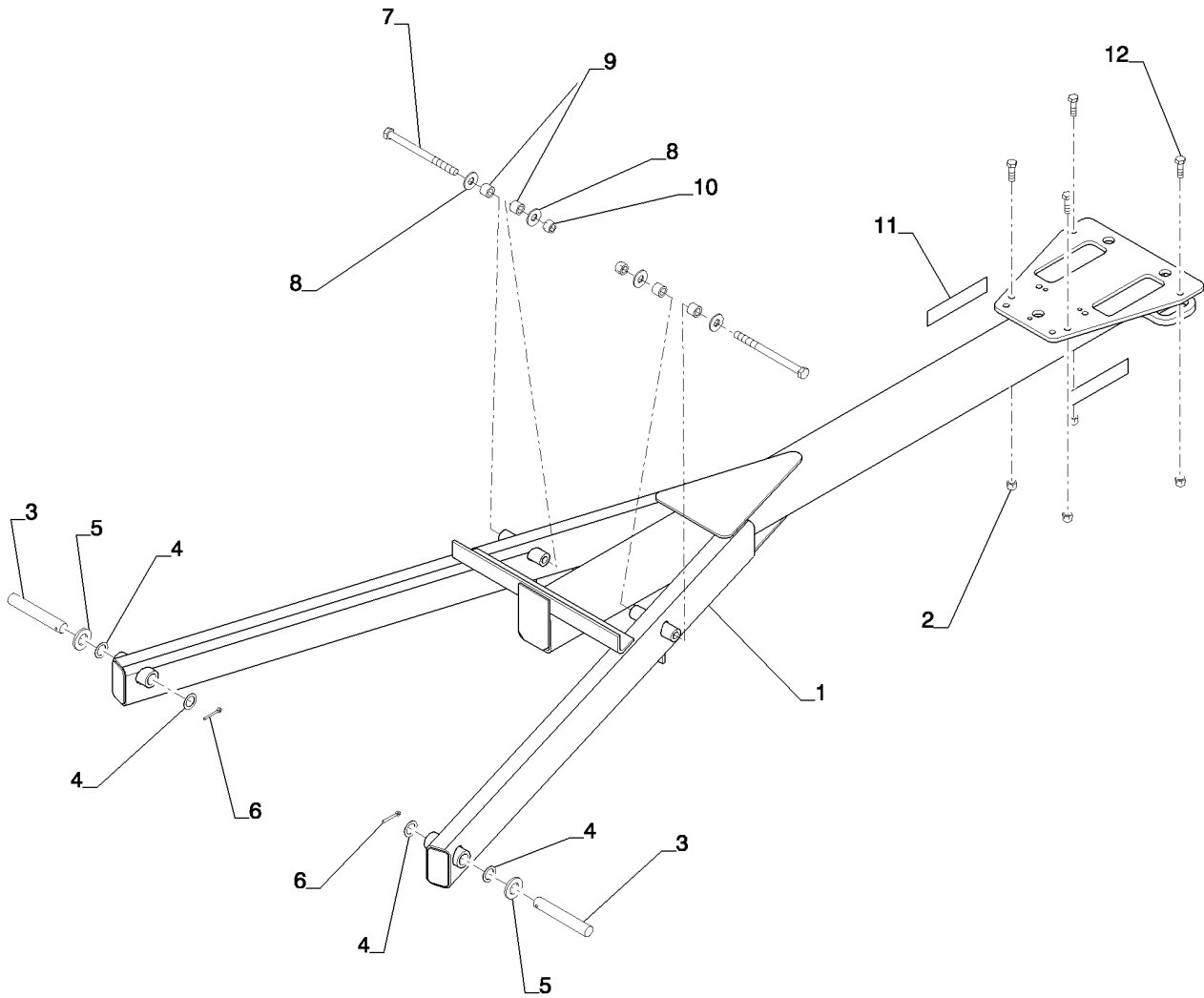
02/12

LINK LEVEL 12 - 16 ROW

REF	FN	PART NUMBER	YR/SN	QTY	DESCRIPTION
1		84156992		1	PIN
2		87613302		1	WASHER
3		88182		1	COTTER PIN, 1/4" x 2"
4		88871		1	LOCK NUT, 1/2"-13, GC
5		87974		1	BOLT, Hex, 1/2"-13 x 2 3/4", G5
6		06400160		1	CRANKED HANDLE
7		87427168		2	U-BOLT
8		D33805		1	PIN
9		84260965		1	MOUNT
10		280374		4	NUT, 5/8"-11, G5
11		84395590		1	LINKAGE
12		87019498		1	FITTING
13		84150871		1	JAM NUT
14		06400170		1	ADJUSTMENT SCREW
15		84366835		1	DECAL

950

REAR HITCH FRAME

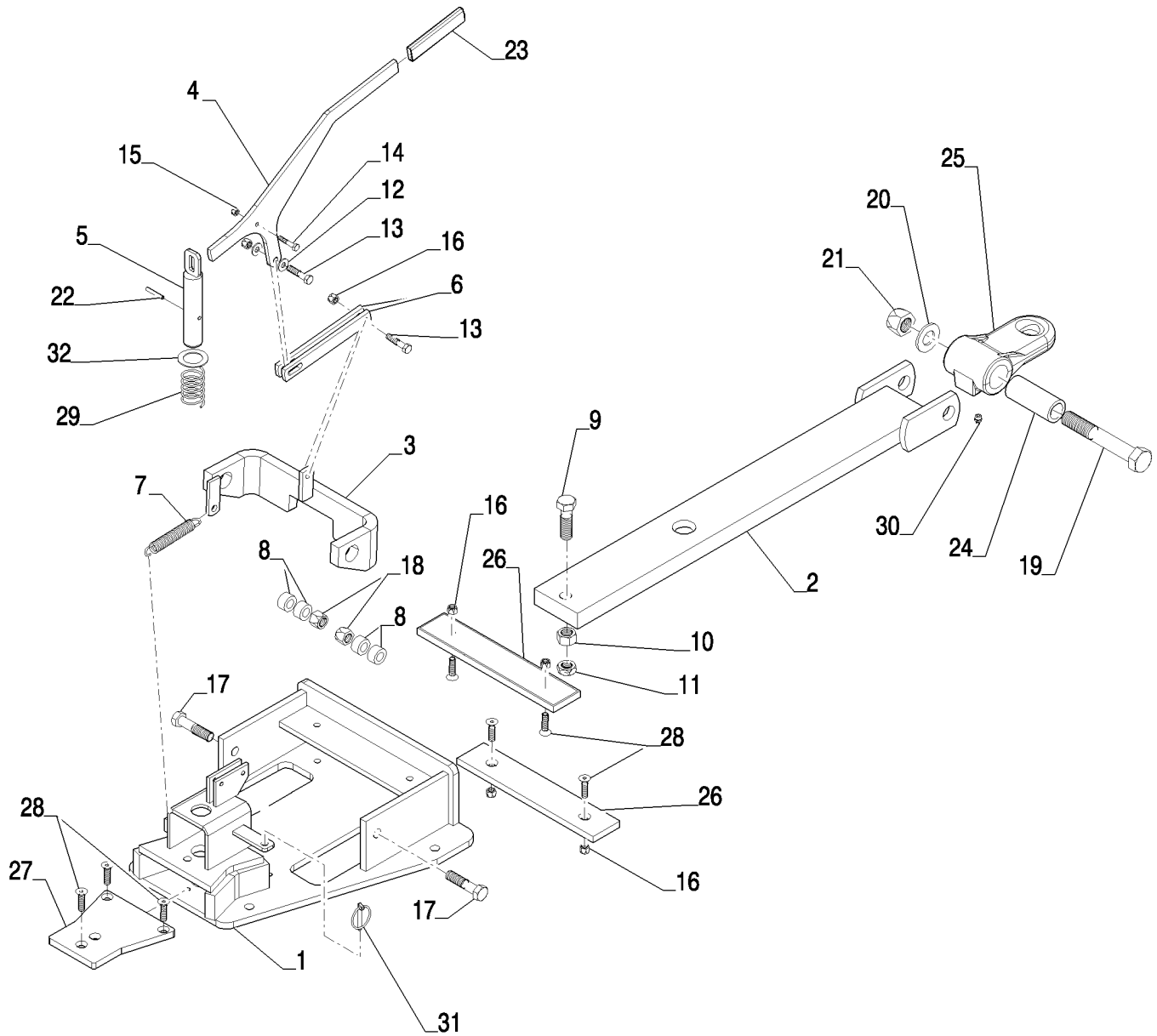


REAR HITCH FRAME

REF	FN	PART NUMBER	YR/SN	QTY	DESCRIPTION
1		84414360		1	HITCH, Hitch W/Reflector
2		85700693		4	LOCK NUT, 5/8"-11, GC
3		84414356		2	PIN
4		17620020		4	BUSHING
5		17421020		2	GROMMET
6		88182		2	COTTER PIN, 1/4" x 2"
7		9842687		2	BOLT
8		86511191		4	WASHER, 3/4"
9		87397246		4	BUSHING
10		280375		2	LOCK NUT, 3/4"-10, GC
11		311864A1		2	REFLECTOR
12		86505999		4	BOLT, Hex, 5/8"-11 x 2", G5

950

REAR HITCH



REAR HITCH

REF	FN	PART NUMBER	YR/SN	QTY	DESCRIPTION
1		84302945		1	MOUNT, Drawbar Service
2		84298239		1	DRAWBAR, Rear Service
3		84298263		1	STOP, Rear Drawbar
4		84324317		1	HANDLE, Rear Hitch
5		84284698		1	PIN, 129.29mm Long
6		84299077		2	LINK, 196mm x 25.4mm
7		24312001		1	TENSION SPRING, 116mm Long
8		44006201		4	BUSHING, Steel, 15.74mm Long 31.75mm OD 16.25 ID
9		9706701		1	BOLT, Hex, 3/4"-10 x 2 1/2", G5
10		280954		1	NUT, 3/4"-10, G5
11		86632557		1	JAM NUT, Jam, 3/4"-10, G5
12		80664		2	WASHER, 5/16"
13		9706689		2	BOLT, Hex, 3/8"-16 x 1 3/4", G5
14		280112		1	SCREW, Hex, 1/4"-20 x 1 1/2", G5
15		280129		1	LOCK NUT, 1/4"-20, GC
16		88902		6	LOCK NUT, 3/8"-16, GC
17		88693		2	BOLT, Hex, 5/8"-11 x 2 3/4", G5
18		85700693		2	LOCK NUT, 5/8"-11, GC
19		18681		1	BOLT, Hex, 1"-8 x 6 1/2", G5
20		87367		1	WASHER, 1", SAE
21		9626600		1	LOCK NUT, 1"-8, GC
22		87406		1	LOCK PIN, 1/4" x 1 1/2", Slotted
23		30011100		1	HOLDER, Vinyl Handle
24		84286406		1	BUSHING, 100mm Long 41.28mm OD 28.7mm ID
25		84301688		1	HITCH, Rear Machined, W/Grease Fitting
26		84302325		2	WEAR STRIP, Plastic, Bolt On, 320.5mm x 63.5mm
27		84302350		1	WEAR STRIP, Plastic, Drop In, 166mm x 12.7mm
28		280760		7	HEX SOC SCREW, Hex Soc Flat Hd, 3/8"-16 x 1 1/2", Hex Soc 1/2-13X1-3/4 FH AST ZND
29		84298265		1	COMPRESSION SPRING, Compression Spring, 63.5 mm Long, 34 mm O.D.
30		87019498		1	FITTING, Grease
31		270184		1	LINCH PIN
32		87613235		1	WASHER

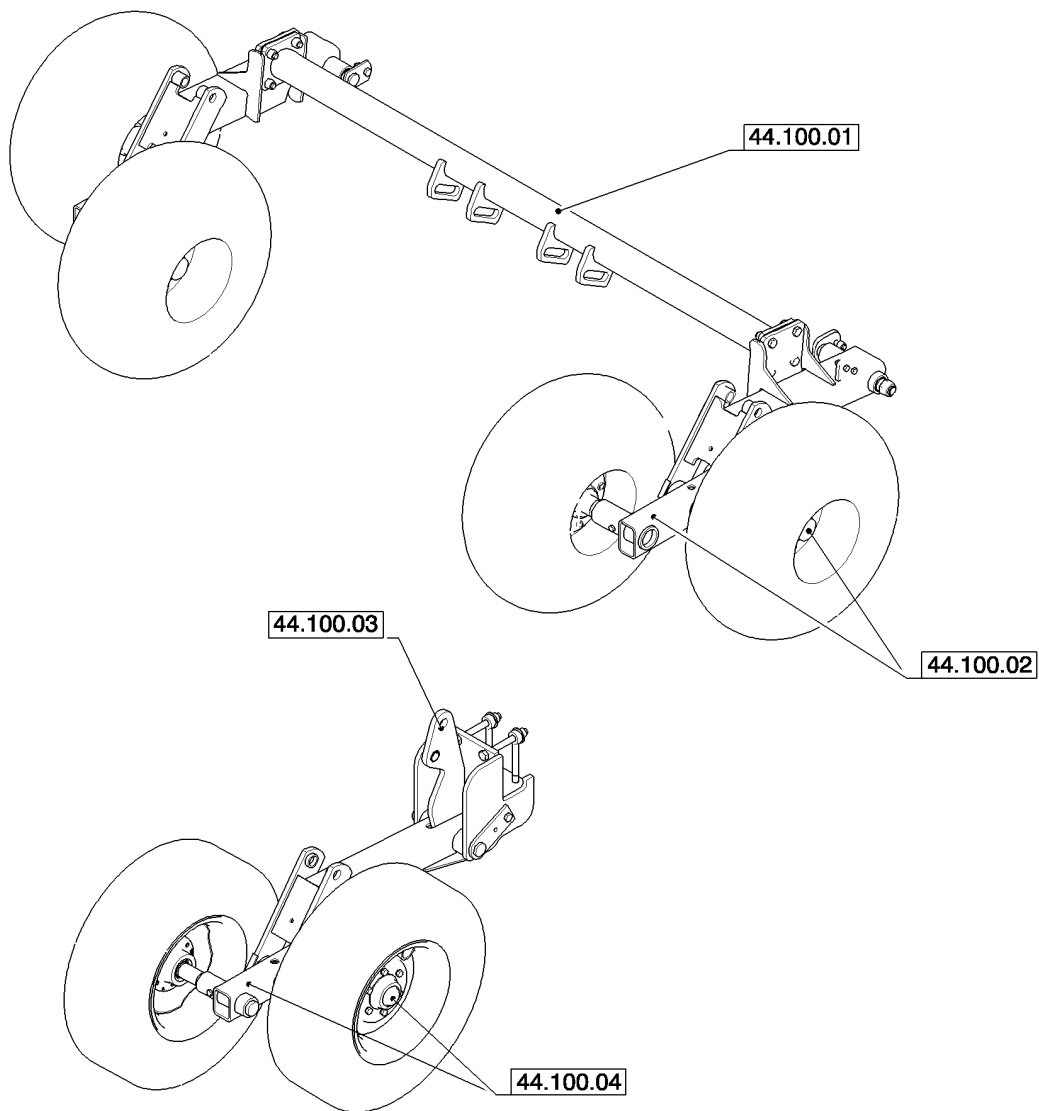
950

SECTION INDEX

44 - Wheels

44.100.00	WHEEL / AXLE INDEX
44.100.01	MAIN FRAME TANDEM
44.100.02	MAIN FRAME TANDEM HUB ASSEMBLY
44.100.03	WING TANDEM
44.100.04	WING TANDEM HUB ASSEMBLY

WHEEL / AXLE INDEX



44.100.00

p1

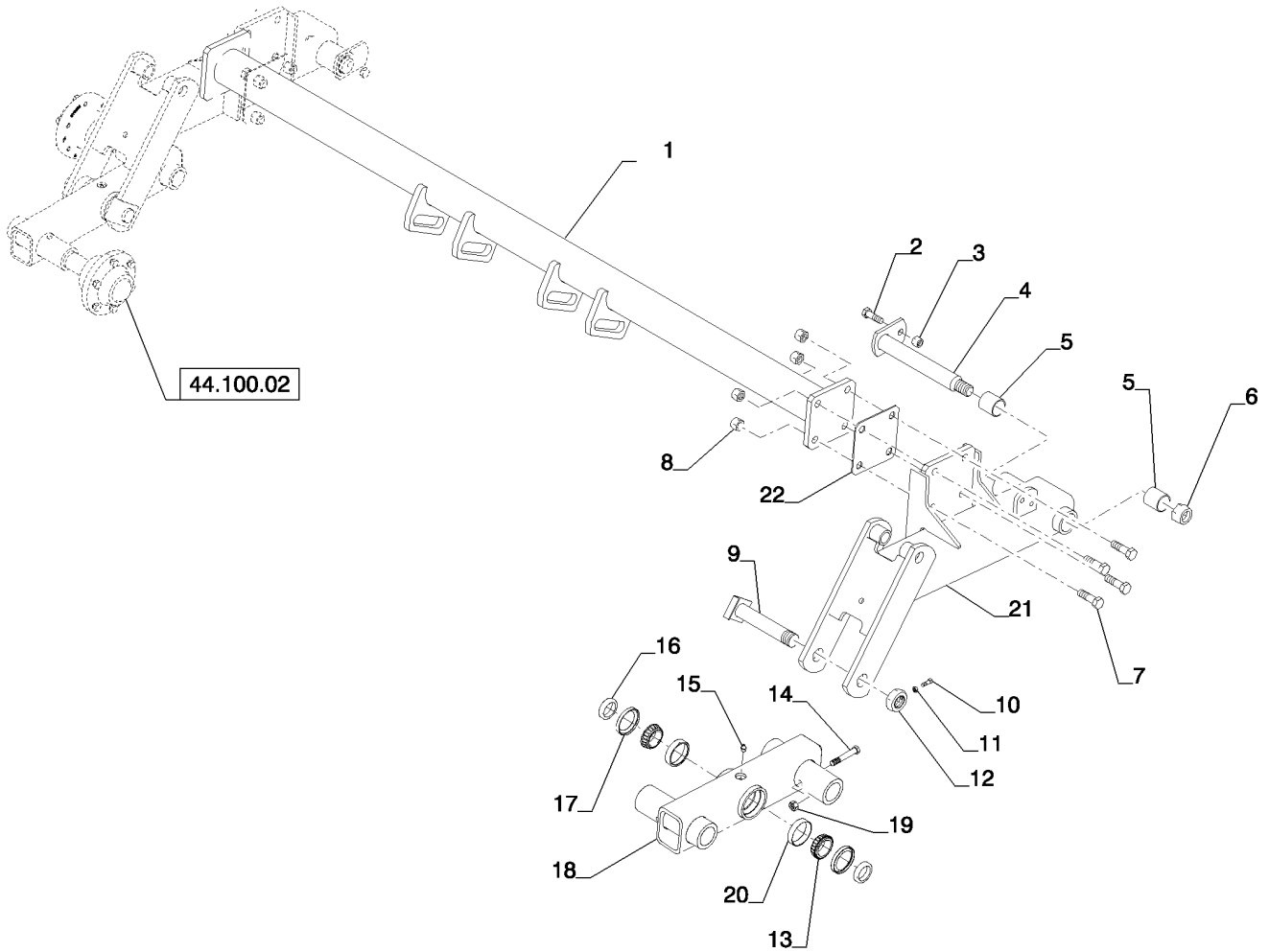
12/11

WHEEL / AXLE INDEX

REF	FN	PART NUMBER	YR/SN	QTY	DESCRIPTION
------------	-----------	--------------------	--------------	------------	--------------------

					950
--	--	--	--	--	------------

MAIN FRAME TANDEM



MAIN FRAME TANDEM

REF	FN	PART NUMBER	YR/SN	QTY	DESCRIPTION
1		84414351		1	SUPPORT TUBE
2		86508732		1	BOLT, Hex, 5/8"-11 x 2", G8
3		85700693		1	LOCK NUT, 5/8"-11, GC
4		84271660		1	PIN
5		87566586		2	BUSHING
6		86614103		1	LOCK NUT, 1 1/4"-7, GC
7		9706701		4	BOLT, Hex, 3/4"-10 x 2 1/2", G5
8		280375		4	LOCK NUT, 3/4"-10, GC
9		84422110		1	PIN
10		16806045		1	SCREW
11		87016560		1	NUT, Jam, 3/8"-16, G5
12		14032409		1	SPECIAL NUT
13		21871501		1	ROLLER BEARING, 1.5" ID
14		86505993		2	BOLT, Hex, 1/2"-13 x 4", G5
15		219-86		1	LUBE NIPPLE, 1/8" x .62" lg, Drive
16		84422537		1	SPACER
17		21932510		1	SEAL
18		04683145		1	AXLE, LH
18		04683045		1	AXLE, RH
19		88871		2	LOCK NUT, 1/2"-13, GC
20		17498D		1	TAPERED ROLLER BEARING, " ID x 76.2125 mm OD x 23.9135 mm
21		84385332		1	ARM, LH, Includes 5
21		84385333		1	ARM, RH, Includes 5
22		84414355		2	SHIM, Shim, Torque Tube

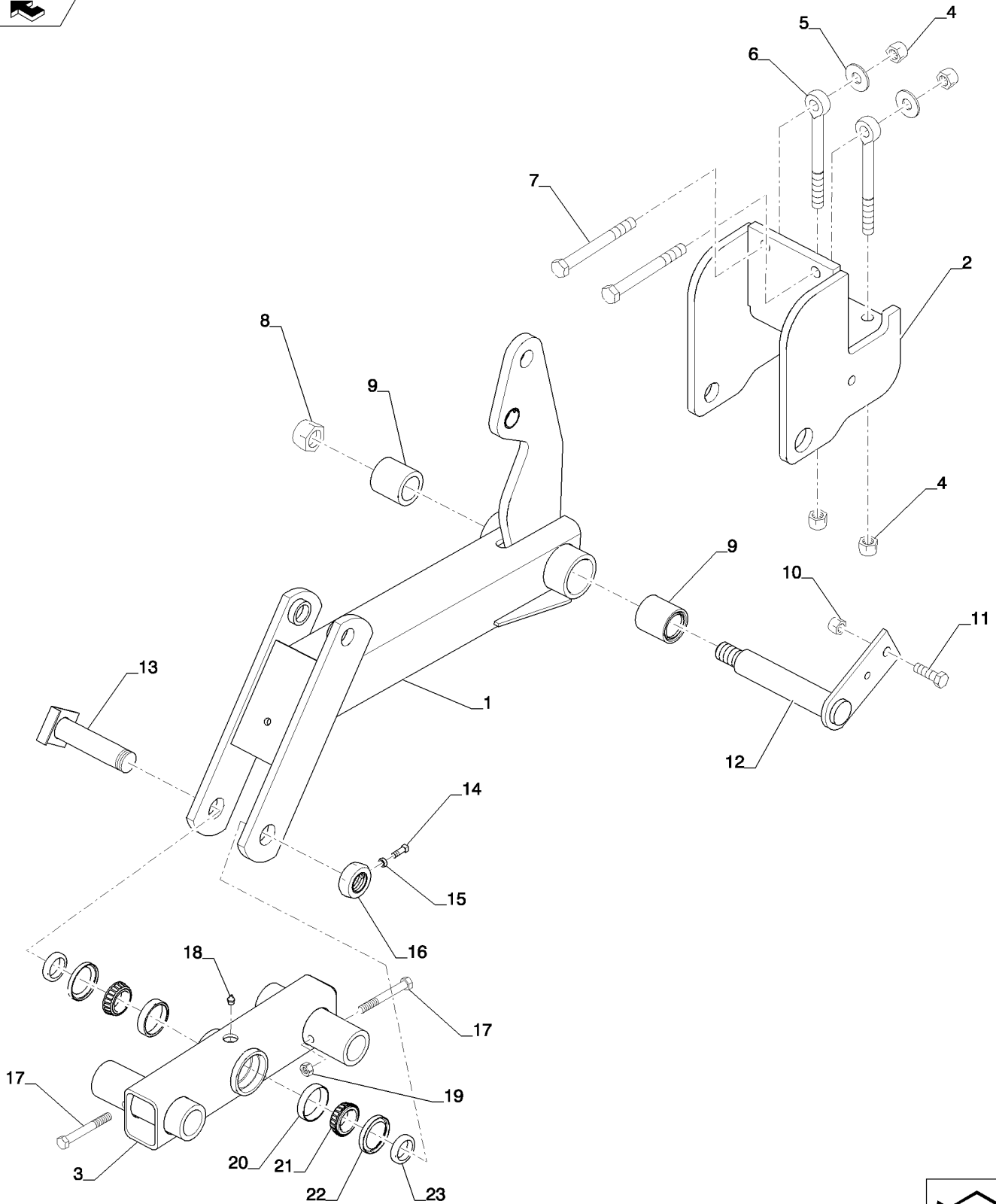
950

MAIN FRAME TANDEM HUB ASSEMBLY

REF	FN	PART NUMBER	YR/SN	QTY	DESCRIPTION
1		28350805		1	STUB AXLE/STRG. SPINDLE
2		21932502		1	OIL SEAL
3		21872005		1	ROLLER BEARING, 50 mm ID
4		376463C1		1	TAPERED ROLLER BEARING, Cup
5		84423047		1	HUB, Includes 4, 6, 14, And 16
6		663558R1		1	BEARING CUP
7		663557R91		1	BEARING CONE, 1.625" ID x 2.892" OD x 0.77"
8		17916100		1	SPECIAL WASHER
9		14700600		1	COTTER PIN
10		14051603		1	NUT
11		84238032		1	DUST CAP
12		28050885		1	STUB AXLE/STRG. SPINDLE, Includes 1 - 11, 14, And 16
13		{ }		1	12.5 X 15 FI Tire, Procure Locally
14		557309R1		8	BOLT
15		10110274		1	WHEEL, Wheel, 15 X 10, 8 Lug, Silver
16		87645504		1	FITTING, Grease Zerk

950

WING TANDEM

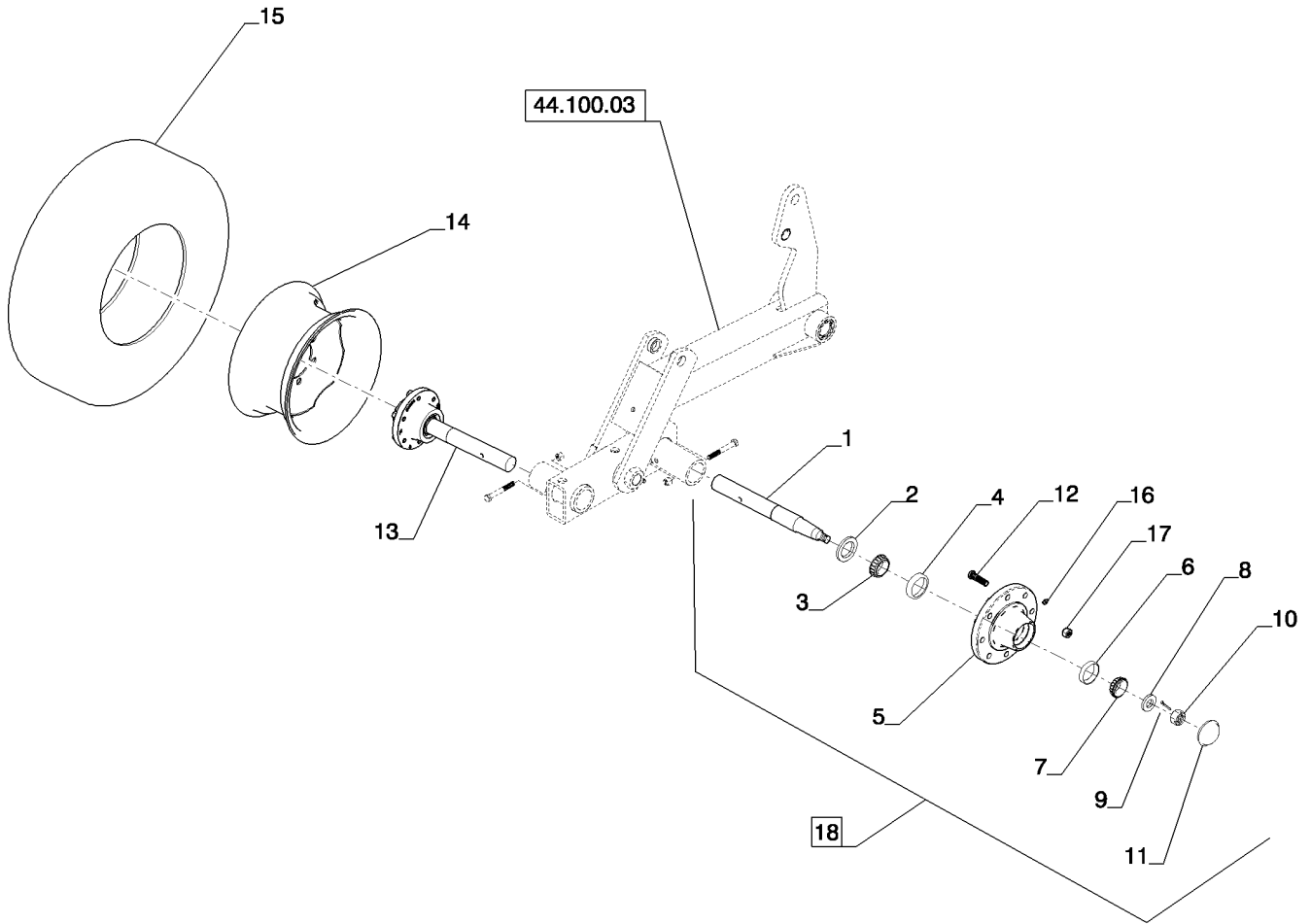


WING TANDEM

REF	FN	PART NUMBER	YR/SN	QTY	DESCRIPTION
1		84395099		1	ARM
2		84493635		1	MOUNT
3		87429491		1	AXLE, LH
3		87429490		1	AXLE, RH
4		280375		4	LOCK NUT, 3/4"-10, GC
5		86511191		2	WASHER, 3/4"
6		84271268		2	EYEBOLT
7		280316		2	BOLT, Hex, 3/4"-10 x 7", G5
8		86614103		1	LOCK NUT, 1 1/4"-7, GC
9		84493888		2	BUSHING
10		85700693		1	LOCK NUT, 5/8"-11, GC
11		86508732		1	BOLT, Hex, 5/8"-11 x 2", G8
12		84493961		1	PIN
13		04661850		1	PIN
14		16806045		1	SCREW
15		87016560		1	NUT, Jam, 3/8"-16, G5
16		14032409		1	SPECIAL NUT
17		9637417		2	BOLT, Hex, 1/2"-13 x 3 1/2", G5
18		87645504		1	FITTING
19		88871		2	LOCK NUT, 1/2"-13, GC
20		478793R1		2	BEARING CUP
21		160558C91		2	BEARING ASSY, 1.5005" ID x 2.5635" OD x 0.72"
22		21932090		2	OIL SEAL
23		06201425		2	SPACER

950

WING TANDEM HUB ASSEMBLY



WING TANDEM HUB ASSEMBLY

REF	FN	PART NUMBER	YR/SN	QTY	DESCRIPTION
1		87429535		1	STUB AXLE/STRG. SPINDLE, 15.9" Spindle Only
1		87429532		1	STUB AXLE/STRG. SPINDLE, 20.15" Spindle Only
2		145769C91		1	SEAL
3		663557R91		1	BEARING CONE, 1.625" ID x 2.892" OD x 0.77"
4		663558R1		1	BEARING CUP
5		28250800		1	HUB ASSY., Includes Bearing Cups, 12 And 16
6		651817R1		1	BEARING CUP
7		651818R91		1	BEARING CONE, 31.77 mm ID x 16.08 mm
8		17915000		1	WASHER
9		88350		1	COTTER PIN, 5/32" x 1-1/2"
10		84151573		1	NUT
11		28477700		1	HUB CAP
12		557309R1		8	BOLT, Wheel Stud
13		87429536		1	STUB AXLE/STRG. SPINDLE, 15.9" Hub/Spindle Assembly, Includes 1 - 12, 16
14		10110281		1	WHEEL, 15" X 8" Wheel, 8 Bolt, Silver
15		}		1	9.5L - 15 FI (E) Tubeless Tire, Procure Locally
16		87645504		1	FITTING, Grease Zerk
17		14081003		8	NUT
18		87429533		1	STUB AXLE/STRG. SPINDLE, 20.15" Hub/Spindle Assemblby, Includes 1 - 12, 16

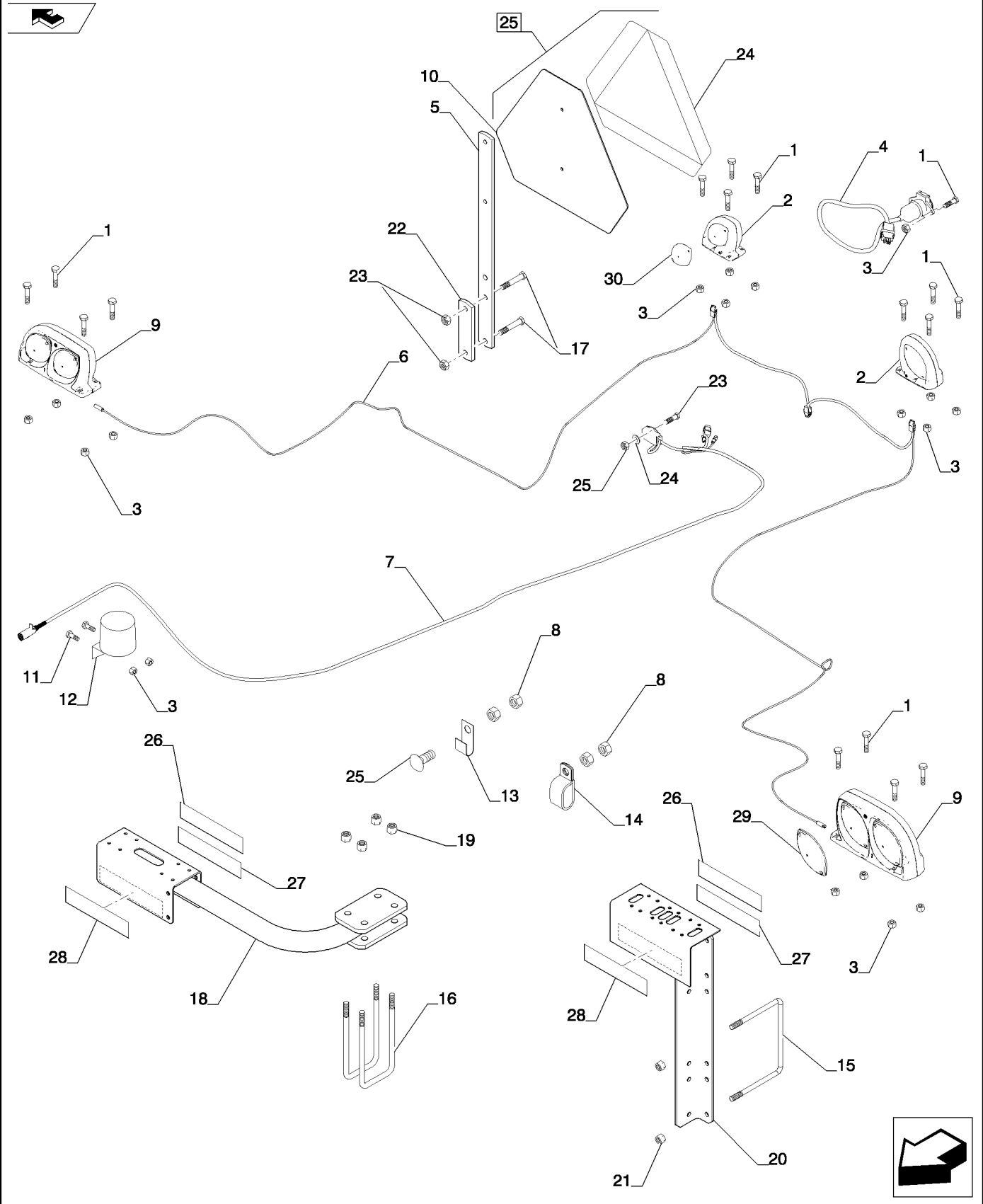
950

SECTION INDEX
55 - Electrical Systems

55.404.01

ELECTRICAL LIGHTING / BRACKETS

ELECTRICAL LIGHTING / BRACKETS

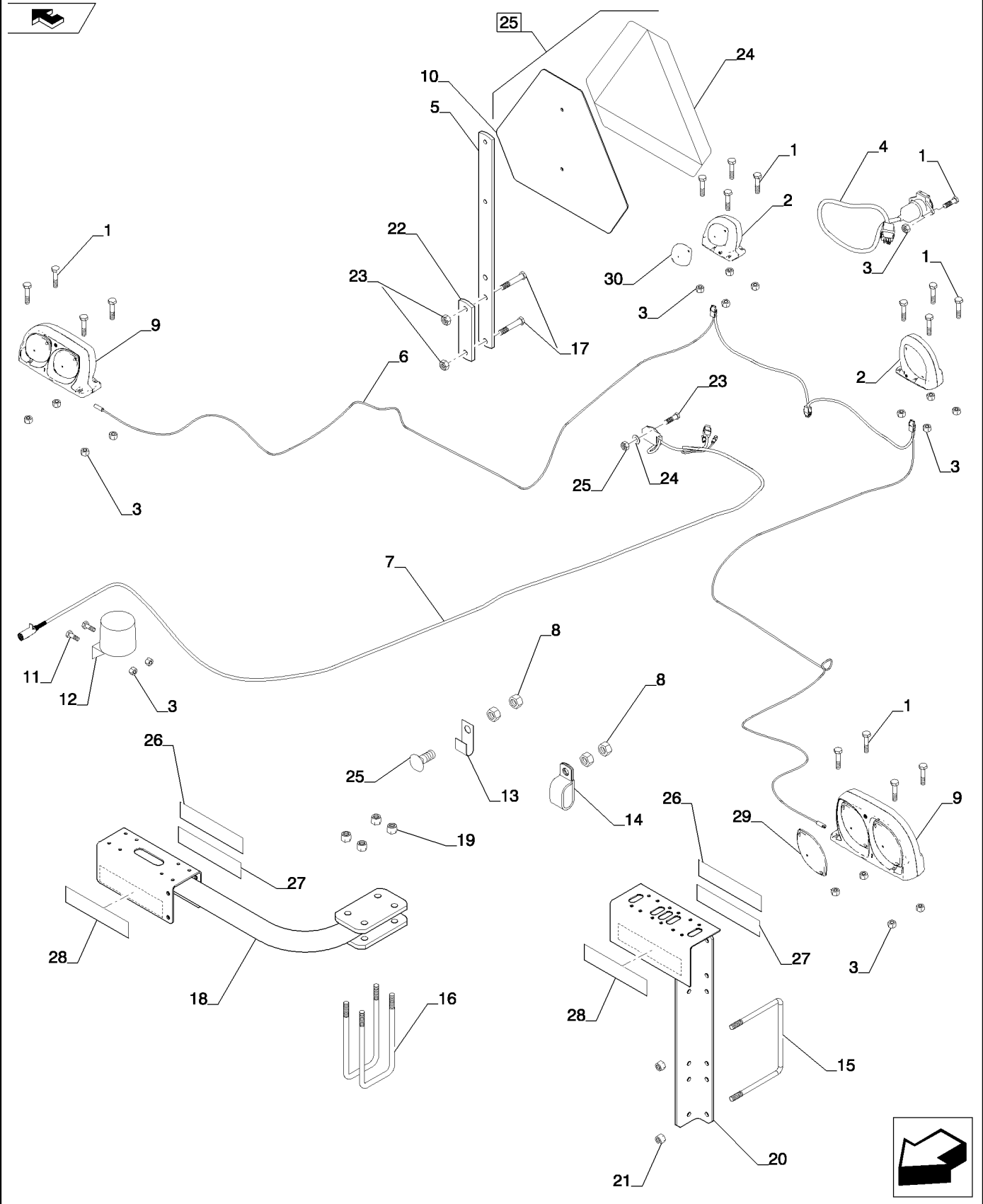


ELECTRICAL LIGHTING / BRACKETS

REF	FN	PART NUMBER	YR/SN	QTY	DESCRIPTION
1		87716		16	BOLT, Hex, 1/4"-20 x 1 1/4", G5
2		87520382		1	LIGHT, LH
2		87519398		1	LIGHT, RH
3		87034810		18	LOCK NUT, 1/4"-20, GA
4		84405202		1	WIRE HARNESS
5		06000099		1	BRACE
6		84398027		1	WIRE HARNESS
7		84472554		1	WIRE HARNESS
8		9628503		AR	NUT, 3/8"-16, G5
9		87519394		1	LIGHT, LH & RH
10		311859A1		1	TRAFFIC SIGN
11		9707580		2	BOLT, Hex, 1/4"-20 x 3/4", G5, Full Thd
12		27601214		1	HOLDER
13		134579		AR	WIRE CLAMP, J
14		22510700		AR	HOSE CLAMP
15		16309101		1	BOLT "U"
16		87427172		2	BOLT "U"
17		9706689		2	BOLT, Hex, 3/8"-16 x 1 3/4", G5
18		84339349		1	BRACKET, RH
18		84339348		1	BRACKET, LH
19		85700693		4	LOCK NUT, 5/8"-11, GC
20		84339351		1	BRACKET, RH
20		84339350			BRACKET, LH
21		88902		2	LOCK NUT, 3/8"-16, GC
22		04660050		1	BRACE
23		88902		2	LOCK NUT, 3/8"-16, GC
24		2184		1	DECAL
25		311860A1		1	EMBLEM
26		311865A1		2	REFLECTOR, Flourescent Orange
27		311863A1		2	REFLECTOR, Retroreflective Red
28		311864A1		2	REFLECTOR, Retroreflective Amber
29		84178558		1	LENS, Amber
30		84178560		1	LENS, Red
31		88682		AR	CARRIAGE BOLT, Short NK, 3/8"-16 x 1", G5
32		1492		AR	CABLE STRAP, 28", (Not Shown)

950

ELECTRICAL LIGHTING / BRACKETS



55.404.01

p2

02/12

ELECTRICAL LIGHTING / BRACKETS

REF	FN	PART NUMBER	YR/SN	QTY	DESCRIPTION
33		87557086		AR	CABLE STRAP, 30" (Not Shown)
34		386170C1		AR	CABLE STRAP, .30" x 27 1/2", (Not Shown)
35		533959R1		AR	CABLE STRAP, .135" x 11", (Not Shown)

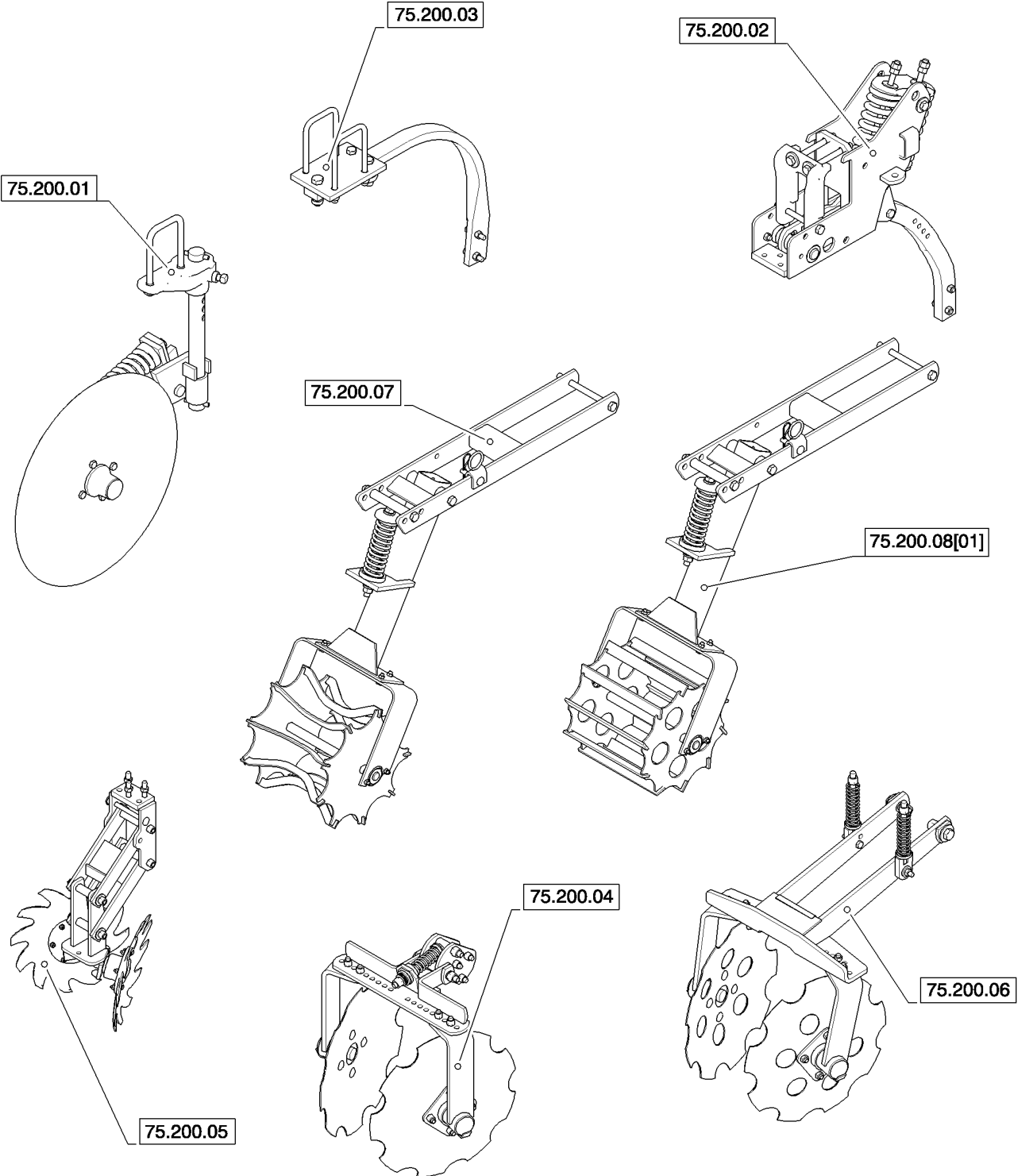
950

SECTION INDEX

75 - Soil Preparation

75.200.00		SOIL PREP INDEX
75.200.01		STRAIGHT COULTER ASSEMBLY
75.200.02		HCS ASSEMBLY
75.200.03		RIGID SHANK ASSEMBLY
75.200.04		SEALER ASSEMBLY NOTCHED
75.200.05		ROW CLEANER ASSEMBLY
75.200.06		BERM BUILDER ASSEMBLY
75.200.07		BERM CONDITIONER BASKET W/CONCAVE BARS
75.200.07	01	BERM CONDITIONER BASKET W/FLAT BARS

SOIL PREP INDEX



75.200.00

p1

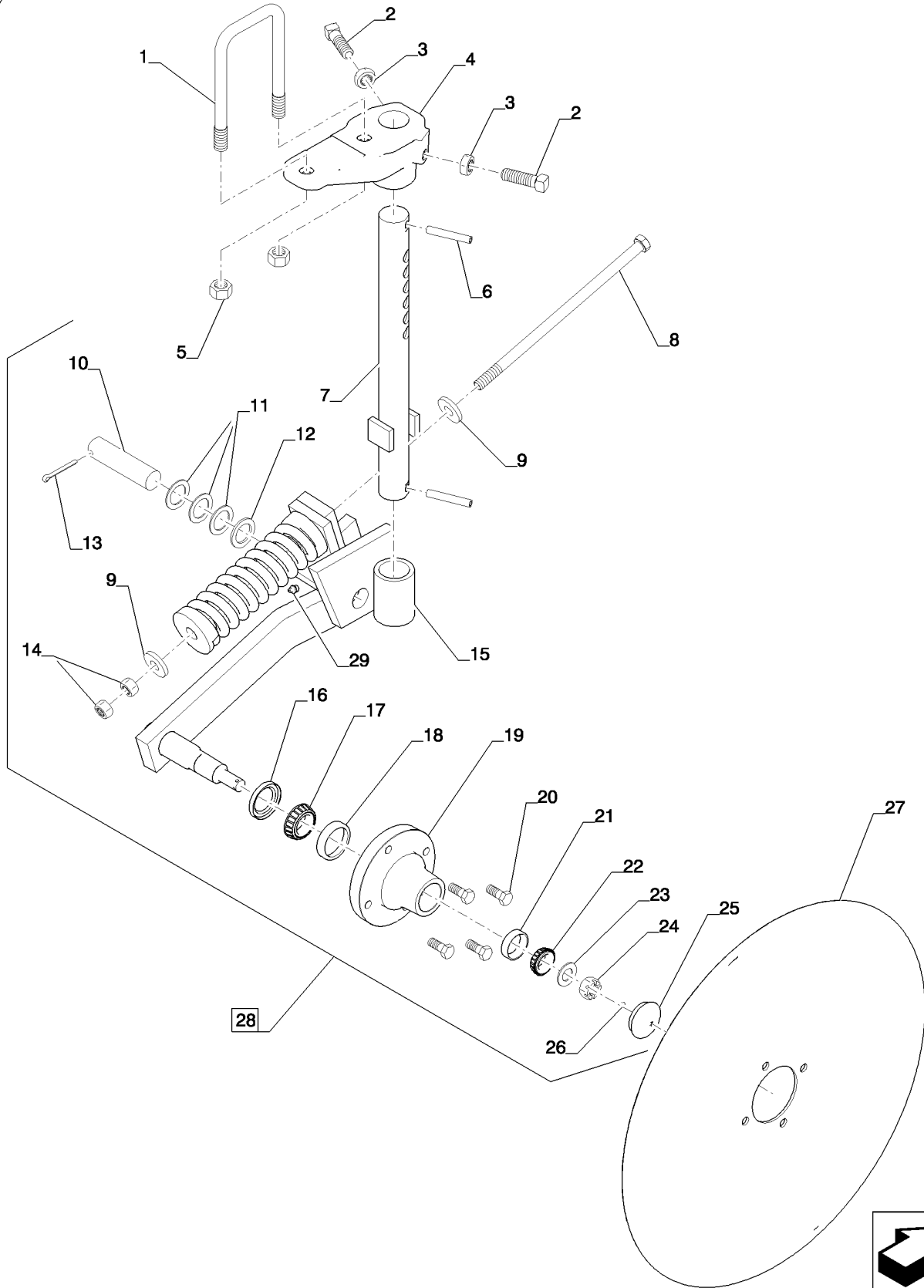
12/11

SOIL PREP INDEX

REF	FN	PART NUMBER	YR/SN	QTY	DESCRIPTION
------------	-----------	--------------------	--------------	------------	--------------------

					950
--	--	--	--	--	------------

STRAIGHT COULTER ASSEMBLY

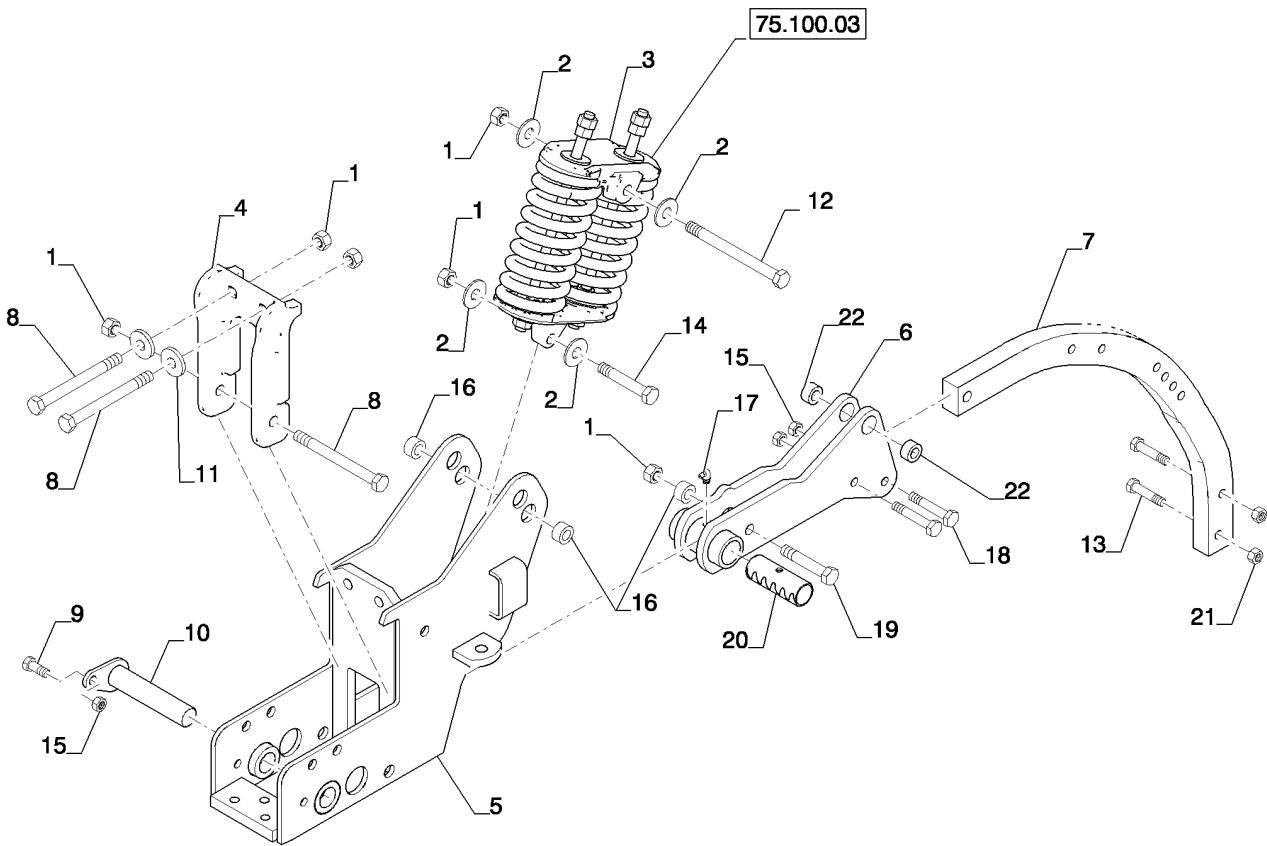


STRAIGHT COULTER ASSEMBLY

REF	FN	PART NUMBER	YR/SN	QTY	DESCRIPTION
1		87427188		1	BOLT "U"
2		84379042		2	SET SCREW
3		86632557		2	JAM NUT, Jam, 3/4"-10, G5
4		84328533		1	CASTING
5		280954		2	NUT, 3/4"-10, G5
6		84294526		2	SLOTTED PIN
7		84293454		1	SHAFT
8		87490800		1	BOLT
9		87613192		2	WASHER
10		NSS		1	NOT SERVICED SEPARATELY, Included In 25
11		17620020		3	BUSHING
12		17620030		1	BUSHING
13		88182		1	COTTER PIN, 1/4" x 2"
14		280374		2	NUT, 5/8"-11, G5
15		04663100		1	BAR ASSY.
16		21931501		1	SEAL ASSY.
17		21871250		1	BEARING CONE, 31.77 mm ID x 16.76 mm
18		21882330		1	BEARING, CUP, 31.77 mm ID x 59.15 mm OD x 16.08 mm
19		28263340		1	HUB, W/Cups, Includes 18 & 21
20		87847		4	BOLT, Hex, 1/2"-20 x 1 1/4", G5, Full Thd
21		21881780		1	BEARING CUP
22		21870750		1	BEARING CONE
23		17413001		1	WASHER
24		14051202		1	SLOTTED NUT
25		28463300		1	HUB CAP
26		14700502		1	COTTER PIN
27		443638A1		1	PLOW DISC
28		04663050		1	COULTER, Includes Spring Assembly, Excludes 1-7
29		219-86		1	LUBE NIPPLE, 1/8" x .62" lg, Drive

950

HCS ASSEMBLY

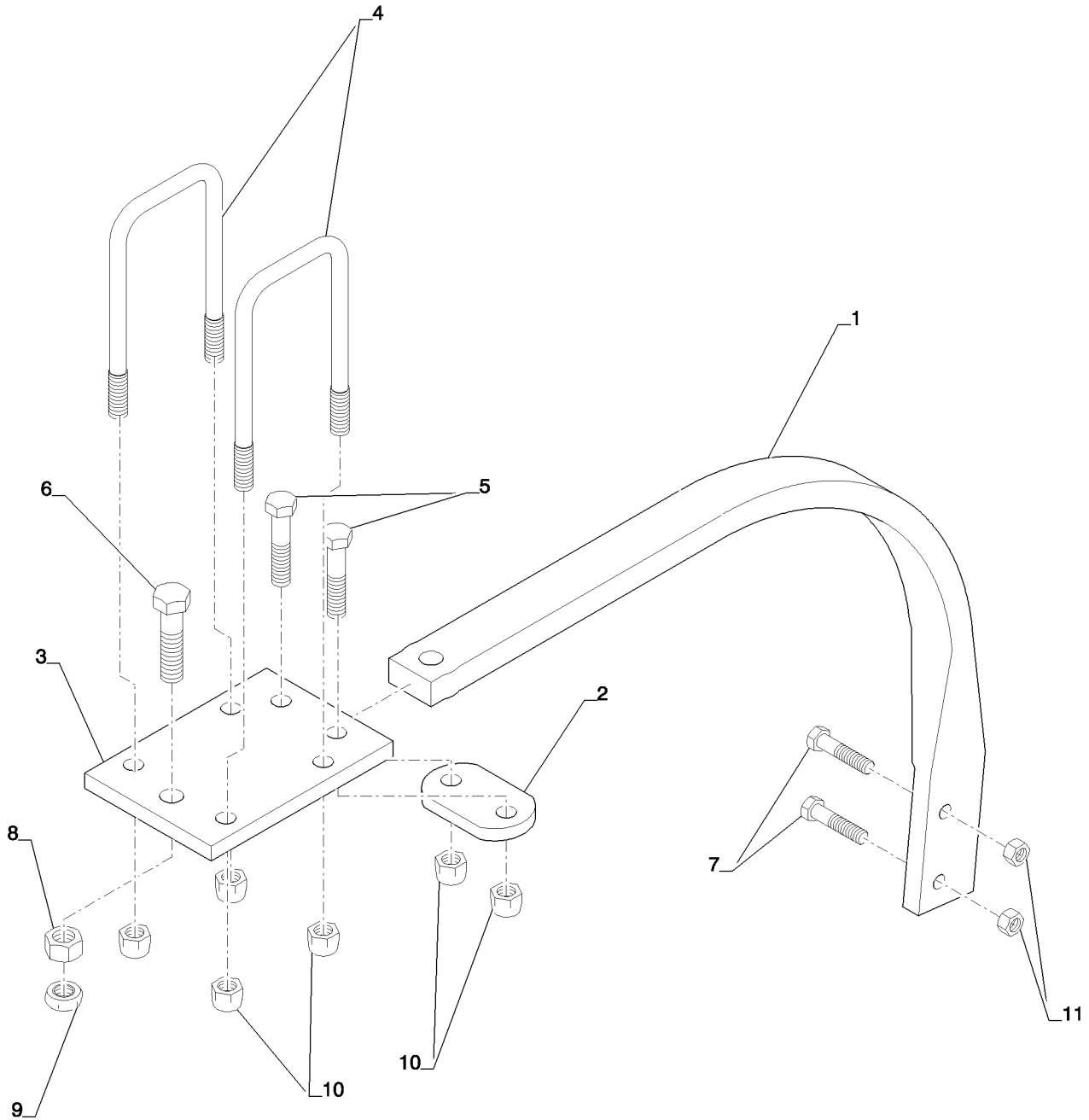


HCS ASSEMBLY

REF	FN	PART NUMBER	YR/SN	QTY	DESCRIPTION
1		86992216		6	LOCK NUT
2		80299		4	WASHER, 5/8"
3		84403853		1	SPRING, Double Spring Assembly
4		84223909		1	CLAMP
5		84397951		1	MOUNT
6		87532493		1	PIVOT, Includes 20
7		33020031		1	SHANK
8		86507000		3	BOLT, Hex, 5/8"-11 x 6 1/2", G5
9		87670		1	BOLT, Hex, 1/2"-13 x 1 1/4", G5, Full Thd
10		14820475		1	TOWBAR PIN
11		87613192		2	WASHER
12		16901024		1	BOLT
13		87975		2	BOLT, Hex, 1/2"-13 x 2 1/4", G5
14		16445		1	BOLT, Hex, 5/8"-11 x 3 3/4", G5
15		86992215		3	LOCK NUT, 1/2"-13, GC
16		44006201		3	BUSHING
17		87017581		1	LUBE NIPPLE, 90°, 1/8" NPT x .76" lg, Drive
18		16908128		2	BOLT
19		280119		1	BOLT, Hex, 5/8"-11 x 3 1/2", G5
20		44012504		1	BUSHING
21		280431		2	NUT, 1/2"-13, G5
22		87515446		2	BUSHING

950

RIGID SHANK ASSEMBLY



75.200.03

p1

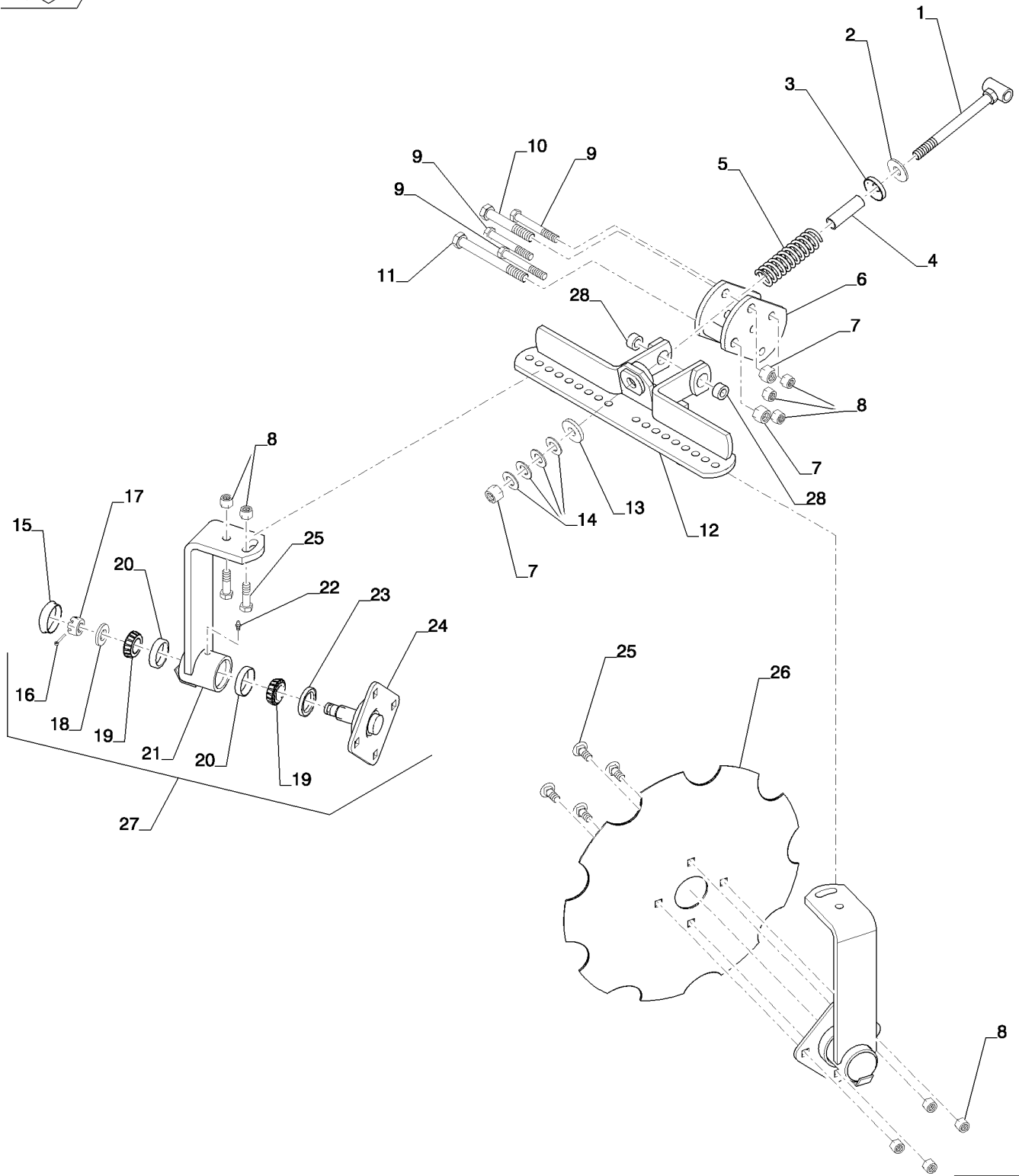
02/12

RIGID SHANK ASSEMBLY

REF	FN	PART NUMBER	YR/SN	QTY	DESCRIPTION
1		33020017		1	SHANK
2		09236000		1	CLAMP
3		04620510		1	PLATE
4		87427170		2	BOLT "U"
5		87338		2	BOLT, Hex, 5/8"-11 x 3", G5
6		87337		1	BOLT, Hex, 3/4"-10 x 3", G5
7		87975		2	BOLT, Hex, 1/2"-13 x 2 1/4", G5
8		280954		1	NUT, 3/4"-10, G5
9		86632557		1	JAM NUT, Jam, 3/4"-10, G5
10		85700693		6	LOCK NUT, 5/8"-11, GC
11		280431		2	NUT, 1/2"-13, G5

950

SEALER ASSEMBLY NOTCHED

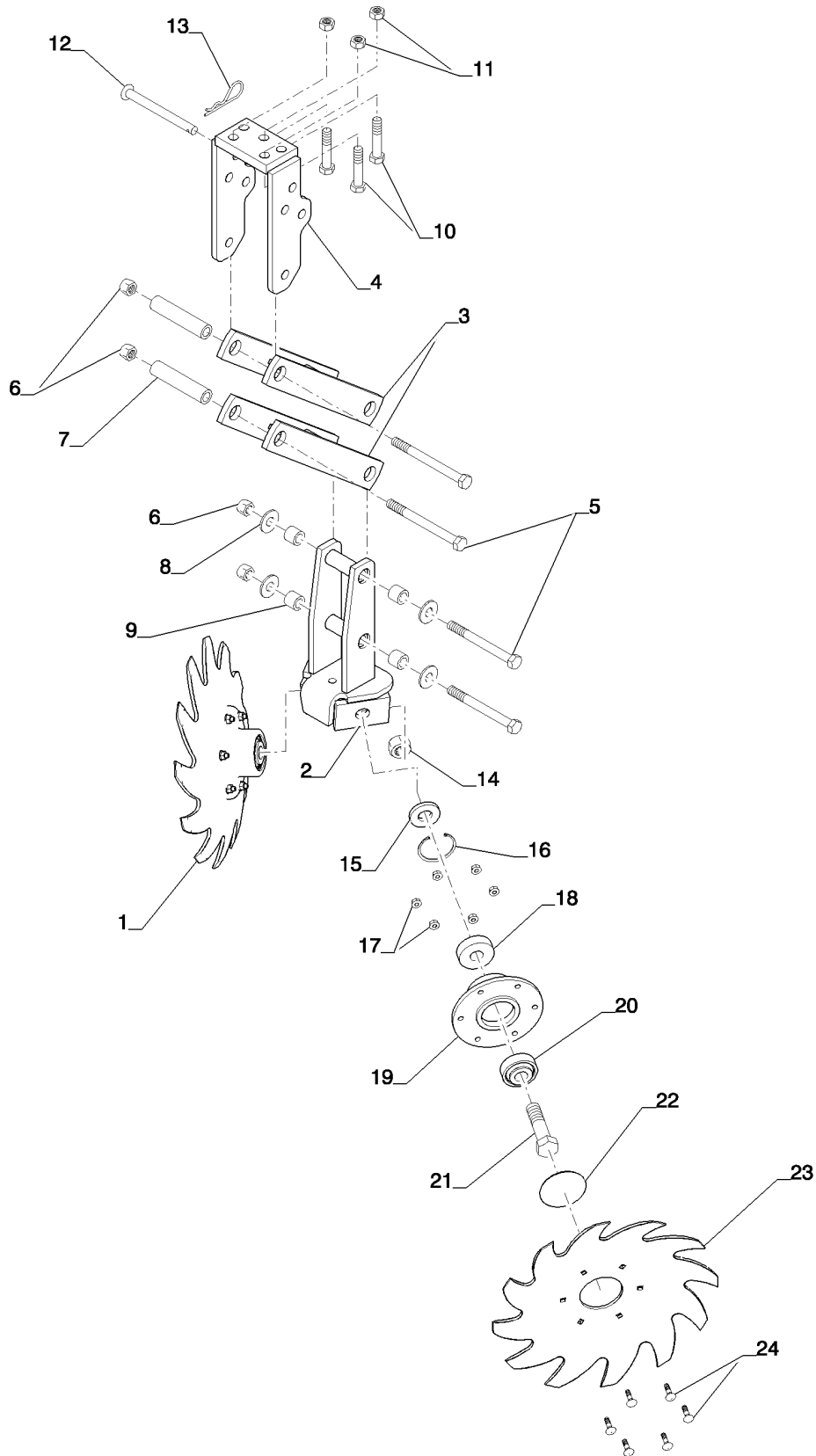


SEALER ASSEMBLY NOTCHED

REF	FN	PART NUMBER	YR/SN	QTY	DESCRIPTION
1		04693150		1	SPECIAL BOLT
2		80299		1	WASHER, 5/8"
3		17506020		1	CUP WASHER
4		04693158		1	TUBE
5		24120701		1	COMPRESSION SPRING
6		04693195		1	MOUNTING PARTS
7		85700693		3	LOCK NUT, 5/8"-11, GC
8		88871		9	LOCK NUT, 1/2"-13, GC
9		86505992		3	BOLT, Hex, 1/2"-13 x 3 3/4", G5
10		86977740		1	BOLT, Hex, 5/8"-11 x 4", G5
11		84009		1	BOLT
12		84303996		1	ARM
13		87613192		1	WASHER
14		17511000		4	SPRING WASHER
15		28420021		1	CAP
16		80755		1	COTTER PIN, 1/8" x 1" L
17		86632554		1	SLOTTED NUT, 3/4"-16, G5
18		17412001		1	WASHER
19		463911R91		2	BEARING CONE, 1" ID x 0.58"
20		572564R1		2	BEARING CUP
21		84304050		1	ARM, Includes 20, 22
22		87414		1	LUBE NIPPLE, Straight, 1/4"-28 x 0.56"
23		21931375		1	SEAL
24		09103120		1	DISC
25		87868		4	CARRIAGE BOLT, Short NK, 1/2"-13 x 1 1/4", G5
26		84380560		1	DISK HARROW, Notched Disc, MC FLT CNTER, 460 X 63.5 X 3 (Shown)
26		84380555		1	DISK HARROW, Solid Disc, MC, 460 X 63.5 X 3
27		84296819		1	ARM, Includes Ref 15 - 24
28		84419989		2	BUSHING

950

ROW CLEANER ASSEMBLY

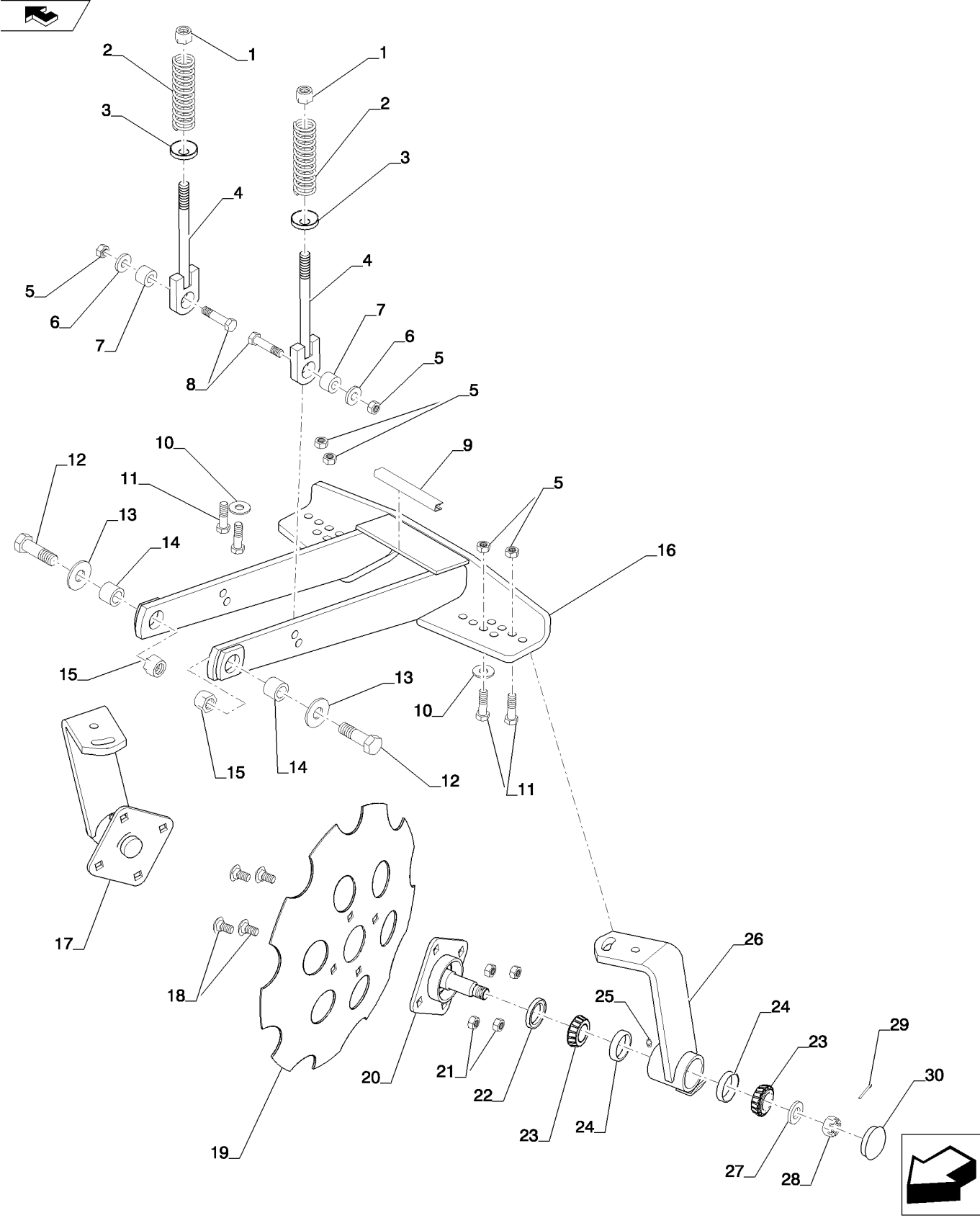


ROW CLEANER ASSEMBLY

REF	FN	PART NUMBER	YR/SN	QTY	DESCRIPTION
1		87413889		1	HUB ASSY., LH, Includes 16, 17, 19, 20, 23, 24
1		87413890		1	HUB ASSY., RH, Includes 16, 17, 19, 20, 23, 24
2		04694062		1	MOUNTING PARTS
3		04694063		2	LIFT LINK
4		04694044		1	MOUNTING PARTS
5		87997		4	BOLT, Hex, 1/2"-13 x 5", G5
6		88871		4	LOCK NUT, 1/2"-13, GC
7		04694043		2	TUBE, 0.563" ID, 0.875" OD, 4.06" Length
8		80700		4	WASHER, 1/2"
9		04694059		4	BUSHING
10		87972		3	BOLT, Hex, 1/2"-13 x 2 1/2", G5
11		86992215		3	LOCK NUT, 1/2"-13, GC
12		14808400		1	SPECIAL PIN
13		14720411		1	PIN, COTTER
14		429-1012		1	NUT, 3/4"-10, G8
15		17413011		1	SPECIAL WASHER
16		87413888		1	SNAP RING
17		231-5344		6	LOCK NUT, Flg, 1/4"-20
18		87413887		1	BEARING
19		87413886		1	HUB
20		87413887		1	BEARING
21		87337		1	BOLT, Hex, 3/4"-10 x 3", G5
22		87413883		1	CAP
23		87413884		1	TILLAGE BLADE
24		86508769		6	CARRIAGE BOLT, Short NK, 1/4"-20 x 1", G5

950

BERM BUILDER ASSEMBLY

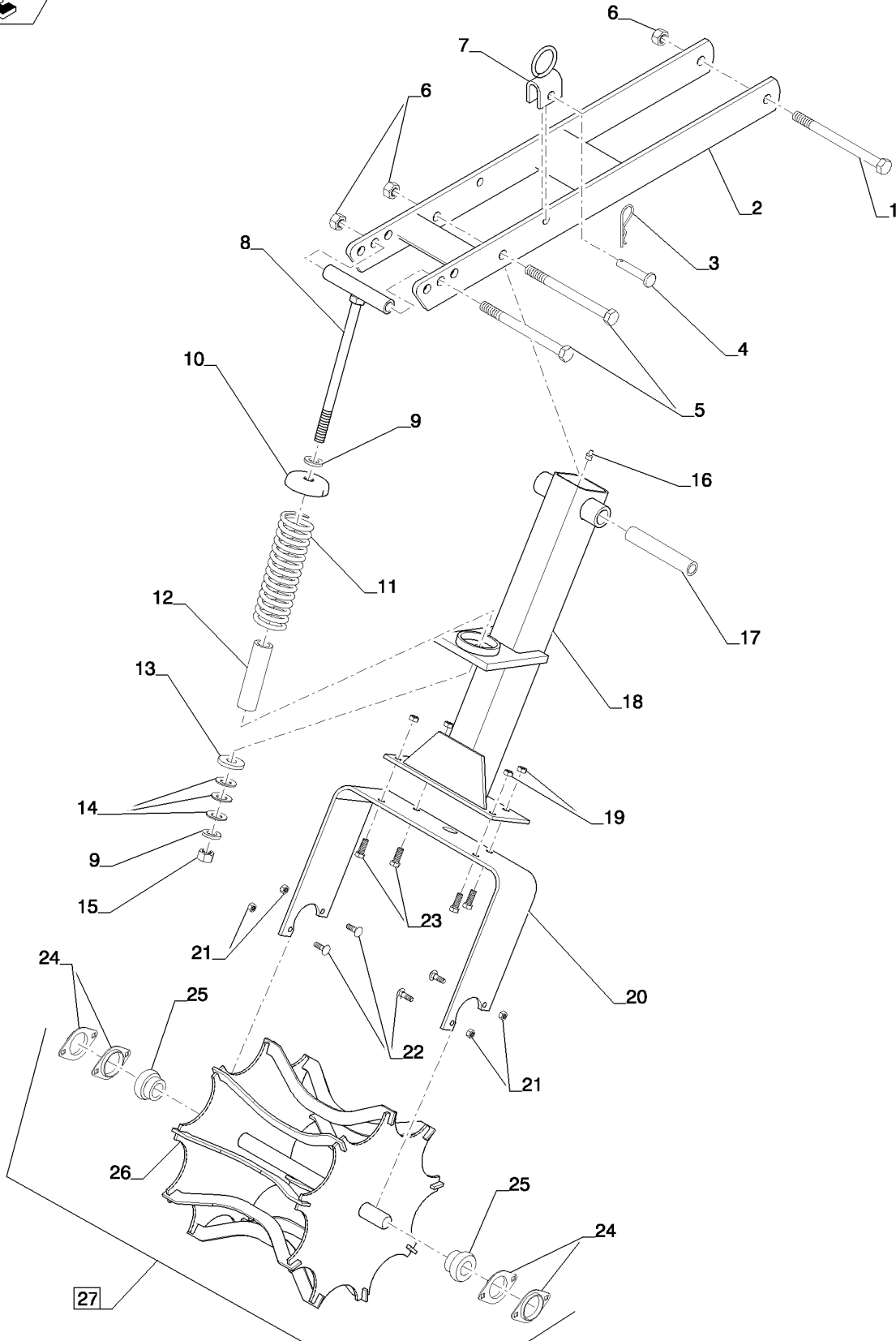


BERM BUILDER ASSEMBLY

REF	FN	PART NUMBER	YR/SN	QTY	DESCRIPTION
1		85700693		2	LOCK NUT, 5/8"-11, GC
2		24117700		2	COMPRESSION SPRING
3		17506020		2	CUP WASHER
4		87519753		2	EYEBOLT
5		86992215		6	LOCK NUT, 1/2"-13, GC
6		87613190		2	WASHER
7		87534971		2	BUSHING
8		87975		2	BOLT, Hex, 1/2"-13 x 2 1/4", G5
9		04691609		1	TRIM PANEL
10		80700		2	WASHER, 1/2"
11		9707516		4	SCREW, Hex, 1/2"-13 x 1 3/4", G5
12		9706701		2	BOLT, Hex, 3/4"-10 x 2 1/2", G5
13		86511191		2	WASHER, 3/4"
14		87397246		2	BUSHING
15		280375		2	LOCK NUT, 3/4"-10, GC
16		87543796		1	STRIPPER
17		04691610		1	ARM ASSY., LH
17		04691605		1	ARM ASSY., RH
18		280486		4	CARRIAGE BOLT, Short NK, 1/2"-13 x 1", G5
19		84374420		1	NOTCHED DISK
20		09103110		1	DISC
21		86992215		4	LOCK NUT, 1/2"-13, GC
22		21931375		1	SEAL
23		463911R91		2	BEARING CONE, 1" ID x 0.58"
24		572564R1		2	BEARING CUP
25		87414		1	LUBE NIPPLE, Straight, 1/4"-28 x 0.56"
26		04691611		1	ARM, LH
26		04691606		1	ARM, RH
27		17412001		1	WASHER
28		86632554		1	SLOTTED NUT, 3/4"-16, G5
29		80755		1	COTTER PIN, 1/8" x 1" L
30		28420021		1	CAP

950

BERM CONDITIONER BASKET W/CONCAVE BARS

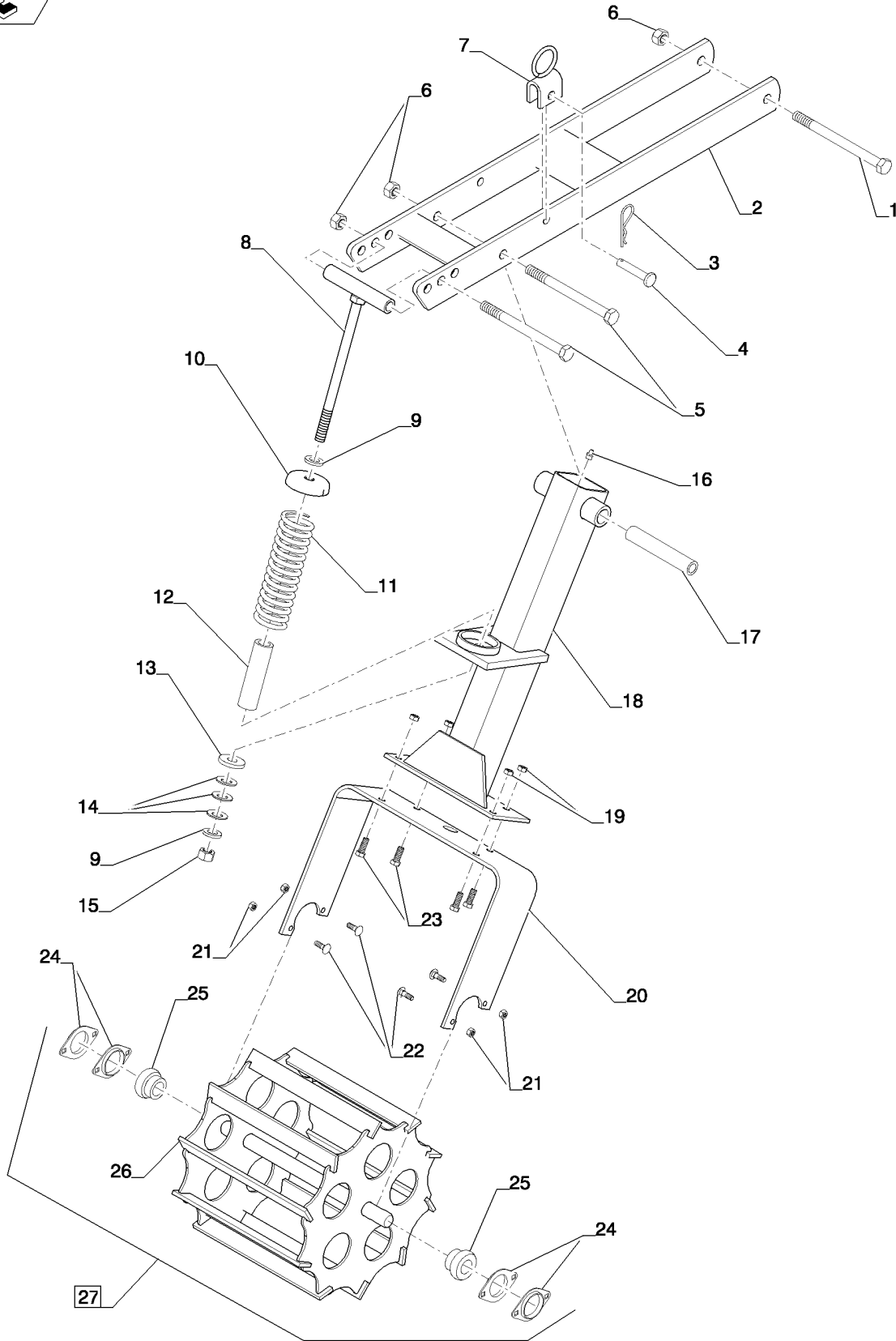


BERM CONDITIONER BASKET W/CONCAVE BARS

REF	FN	PART NUMBER	YR/SN	QTY	DESCRIPTION
1		280743		1	BOLT, Hex, 5/8"-11 x 8", G5
2		87529732		1	FRAME
3		14720411		1	PIN, COTTER
4		14808201		1	CLEVIS PIN
5		87493276		2	BOLT
6		86992216		3	LOCK NUT
7		04691569		1	LINKAGE YOKE
8		04691595		1	SPECIAL BOLT
9		17411011		2	WASHER
10		87395343		1	SPRING CUP
11		24131202		1	COMPRESSION SPRING
12		09662004		1	TUBE
13		495-81028		1	WASHER, 21/32" x 1 1/2" x .240"
14		17511000		2	SPRING WASHER
15		86992216		1	LOCK NUT
16		87645504		1	FITTING
17		04691597		1	TUBE, 0.656" ID, 1" OD, 5.69" Length
18		04691590		1	ARM
19		86992213		4	LOCK NUT
20		04691555		1	BRACKET
21		86992212		4	LOCK NUT
22		280428		4	SCREW, Short NK, 5/16"-18 x 1", G5
23		88206		4	BOLT, Hex, 3/8"-16 x 1", G5, Full Thd
24		21892300		4	BEARING HOUSING, 52 mm ID x 8.6 mm
25		21801601		2	FLANGED BEARING, 1" ID
26		04691565		1	BASKET ASSY
27		04691570		1	BASKET ASSY, Includes 20-22, 24-26
28		87385186		1	ARM, Includes 2, 5-6, 8-18, Not Called Out

950

BERM CONDITIONER BASKET W/FLAT BARS



75.200.07

01

p1

02/12

BERM CONDITIONER BASKET W/FLAT BARS

REF	FN	PART NUMBER	YR/SN	QTY	DESCRIPTION
1		280743		1	BOLT, Hex, 5/8"-11 x 8", G5
2		87529732		1	FRAME
3		14720411		1	PIN, COTTER
4		14808201		1	CLEVIS PIN
5		87493276		2	BOLT
6		86992216		3	LOCK NUT
7		04691569		1	LINKAGE YOKE
8		04691595		1	SPECIAL BOLT
9		17411011		2	WASHER
10		87395343		1	SPRING CUP
11		24131202		1	COMPRESSION SPRING
12		09662004		1	TUBE
13		495-81028		1	WASHER, 21/32" x 1 1/2" x .240"
14		17511000		2	SPRING WASHER
15		86992216		1	LOCK NUT
16		87645504		1	FITTING
17		04691597		1	TUBE, 0.656" ID, 1" OD, 5.69" Length
18		04691590		1	ARM
19		86992213		4	LOCK NUT
20		04691555		1	BRACKET
21		86992212		4	LOCK NUT
22		280428		4	SCREW, Short NK, 5/16"-18 x 1", G5
23		88206		4	BOLT, Hex, 3/8"-16 x 1", G5, Full Thd
24		21892300		4	BEARING HOUSING, 52 mm ID x 8.6 mm
25		21801601		2	FLANGED BEARING, 1" ID
26		87407861		1	BASKET ASSY
27		87443751		1	BASKET ASSY, Includes 20-22, 24-26
28		87385186		1	ARM, Includes 2, 5-6, 8-18, Not Called Out

950

INDEX - INDICE - INDEX - ZAHLENVERZEICHNIS - INDICE - INDICE - INDHOLD - INHOUD

Number	Figure	Sequence	Ref.	Number	Figure	Sequence	Ref.
}	35.100.04		12	128821	35.100.01	01	10
	35.100.04		13	128825	35.100.04		12
	44.100.02		13		35.100.05		12
	44.100.04		15		35.100.06		12
04620510	75.200.03		3		35.100.07		12
04626120	39.100.03		7		35.100.08		12
	39.100.05		15	128830	35.100.01		19
04626130	39.100.03		6	129274	35.100.01		7
	39.100.05		14		35.100.02		12
04632700	39.100.02		2	129671C2	35.100.03	01	1
04660050	55.404.01		22	129672C2	35.100.03	01	3
04660320	39.100.02		19	129764C2	35.100.03		2
04660340	39.100.02		15	1301350C2	35.100.01		33
04661850	44.100.03		13	1336840C1	35.100.02	02	8
04663050	75.200.01		28	1337376C1	35.100.01		18
04663100	75.200.01		15		35.100.01	01	1
04681210	39.100.01		15	134579	55.404.01		13
04681211	39.100.01		14	139519C2	35.100.01		14
04683045	44.100.01		18	139655C2	35.100.03		12
04683145	44.100.01		18		35.100.03		2
04691555	75.200.07		20	14032409	44.100.01		12
	75.200.07	01	20		44.100.03		16
04691565	75.200.07		26	14051202	75.200.01		24
04691569	75.200.07		7	14051603	44.100.02		10
	75.200.07	01	7	14081003	44.100.04		17
04691570	75.200.07		27	145769C91	44.100.04		2
04691590	75.200.07		18	14700502	75.200.01		26
	75.200.07	01	18	14700600	44.100.02		9
04691595	75.200.07		8	14720411	39.100.02		5
	75.200.07	01	8		75.200.05		13
04691597	75.200.07		17		75.200.07		3
	75.200.07	01	17		75.200.07	01	3
04691605	75.200.06		17	147843C2	35.100.01		11
04691606	75.200.06		26	14808201	75.200.07		4
04691609	75.200.06		9		75.200.07	01	4
04691610	75.200.06		17	14808400	75.200.05		12
04691611	75.200.06		26	14810251	39.100.02		1
04692020	39.100.03		11	14816466	35.100.02	02	10
04692025	39.100.03		11	14820444	35.100.03		10
04693150	75.200.04		1	14820475	75.200.02		10
04693158	75.200.04		4	1492	55.404.01		32
04693195	75.200.04		6	160558C91	44.100.03		21
04694043	75.200.05		7	16309101	39.100.07		21
04694044	75.200.05		4		55.404.01		15
04694059	75.200.05		9	16445	75.200.02		14
04694062	75.200.05		2	16806045	44.100.01		10
04694063	75.200.05		3		44.100.03		14
05021000	39.100.03		12	16901024	75.200.02		12
06000099	55.404.01		5	16908128	75.200.02		18
06200125	35.100.01		27	17411011	75.200.07		9
	35.100.01	01	18		75.200.07	01	9
06201425	44.100.03		23	17412001	75.200.04		18
06220130	39.100.04		6		75.200.06		27
06400160	39.100.08		6	17413001	75.200.01		23
06400170	39.100.08		14	17413011	75.200.05		15
09103110	75.200.06		20	17421020	39.100.09		5
09103120	75.200.04		24	17426001	39.100.01		11
09236000	75.200.03		2	17498D	44.100.01		20
09662004	75.200.07		12	17506020	75.200.04		3
	75.200.07	01	12		75.200.06		3
10110274	44.100.02		15	17511000	75.200.04		14
10110281	44.100.04		14		75.200.07		14
1254574C2	35.100.02	02	6		75.200.07	01	14
1270453C1	35.100.02		19	17620020	39.100.04		5
	35.100.02	01	9		39.100.09		4
1280792C1	35.100.03		6		75.200.01		11
	35.100.03	01	9	17620030	75.200.01		12
1284297C1	35.100.02		10	17915000	44.100.04		8
	35.100.02		18	17916100	44.100.02		8
1284303C1	35.100.03		12	18534227	39.100.02		3
1284368C1	35.100.01	01	12	18534228	39.100.01		9
	35.100.02		21	18534282	39.100.01		7
	35.100.02		22	18534284	39.100.01		3
	35.100.02		24		39.100.02		12
	35.100.02	01	4	18534348	39.100.01		8
128817	35.100.01		32	18534368	39.100.02		4
	35.100.01	01	13	18681	39.100.10		19
128821	35.100.01		35	214389	35.100.01		23

INDEX - INDICE - INDEX - ZAHLENVERZEICHNIS - INDICE - INDICE - INHOLD - INHOUD

Number	Figure	Sequence	Ref.	Number	Figure	Sequence	Ref.
21801601	75.200.07		25	280431	39.100.07		8
	75.200.07	01	25		75.200.02		21
2184	55.404.01		24		75.200.03		11
21870750	75.200.01		22	280486	75.200.06		18
21871250	75.200.01		17	28050885	44.100.02		12
21871501	44.100.01		13	280622	35.100.01		20
21872005	44.100.02		3	280736	35.100.01		24
21881780	75.200.01		21	280743	75.200.07		1
21882330	75.200.01		18		75.200.07	01	1
21892300	75.200.07		24	280760	39.100.10		28
	75.200.07	01	24	280954	39.100.10		10
219-86	44.100.01		15		75.200.01		5
	75.200.01		29		75.200.03		8
21931375	75.200.04		23	280963	35.100.06		9
	75.200.06		22	28250800	44.100.04		5
21931501	75.200.01		16	28263340	75.200.01		19
21932090	44.100.03		22	28350805	44.100.02		1
21932502	44.100.02		2	28420021	75.200.04		15
21932510	44.100.01		17		75.200.06		30
22510700	35.100.01		6	28463300	75.200.01		25
	35.100.01	01	7	28477700	44.100.04		11
	35.100.02		16	30011100	39.100.10		23
	35.100.02	01	3	30026030	39.100.01		5
	35.100.02	02	3	311859A1	55.404.01		10
	35.100.03		5	311860A1	55.404.01		25
	35.100.03	01	5	311863A1	55.404.01		27
	55.404.01		14	311864A1	39.100.02		6
22510710	35.100.01		10		39.100.09		11
	35.100.01		16		55.404.01		28
	35.100.01	01	22	311865A1	55.404.01		26
22606	35.100.07		7	33020017	75.200.03		1
	35.100.08		7	33020031	75.200.02		7
231-5344	75.200.05		17	376463C1	44.100.02		4
23548	35.100.04		5	386170C1	55.404.01		34
24117700	75.200.06		2	396150A1	35.100.01		22
24120701	75.200.04		5	396153A1	39.100.07		18
24131202	75.200.07		11	408	35.100.04		9
	75.200.07	01	11		35.100.05		9
24312001	39.100.10		7		35.100.07		9
25-1110	35.100.04		9		35.100.08		9
25335242	35.100.02		11	429-1012	75.200.05		14
25405013	35.100.01	02	4	44006200	39.100.04		3
	35.100.01	01	5	44006201	39.100.10		8
	35.100.02		8		75.200.02		16
	35.100.02	02	14	44012504	75.200.02		20
25705041	35.100.01		31	443638A1	75.200.01		27
	35.100.01	01	14	463911R91	75.200.04		19
25707534	35.100.01		3		75.200.06		23
	35.100.01	01	2	478793R1	44.100.03		20
	35.100.02		15	495-81028	75.200.07		13
	35.100.02	02	16		75.200.07	01	13
25800010	39.100.03		16	505026	39.100.07		17
25833007	35.100.06		13	533959R1	55.404.01		35
25834024	35.100.04		14	557309R1	44.100.02		14
	35.100.05		13		44.100.04		12
25890100	35.100.02	02	17	572564R1	75.200.04		20
270184	39.100.10		31		75.200.06		24
27601214	55.404.01		12	651817R1	44.100.04		6
280112	39.100.10		14	651818R91	44.100.04		7
280119	75.200.02		19	663557R91	44.100.02		7
280120	39.100.02		18		44.100.04		3
280129	39.100.10		15	663558R1	44.100.02		6
280161	39.100.07		1		44.100.04		4
280293	39.100.04		7	6636	39.100.05		13
280316	39.100.02		8	76347	35.100.02		13
	44.100.03		7		35.100.02	01	10
280374	39.100.08		10		35.100.02	02	2
	75.200.01		14		35.100.03		7
280375	39.100.02		10		35.100.03	01	10
	39.100.02		17	76355	35.100.01		1
	39.100.03		13		35.100.01	01	4
	39.100.06		2		35.100.02		23
	39.100.09		10		35.100.02	01	7
	44.100.01		8		35.100.02	02	7
	44.100.03		4	80299	75.200.02		2
	75.200.06		15		75.200.04		2
280428	75.200.07		22	80664	39.100.10		12
	75.200.07	01	22	80700	75.200.05		8

INDEX - INDICE - INDEX - ZAHLENVERZEICHNIS - INDICE - INDICE - INDHOLD - INHOUD

Number	Figure	Sequence	Ref.	Number	Figure	Sequence	Ref.
80700	75.200.06		10	84339351	55.404.01		20
80755	75.200.04		16	84341603	35.100.03		9
	75.200.06		29		35.100.03	01	14
810139C2	35.100.01	01	8		35.100.07		1
	35.100.02		11		35.100.08		1
	35.100.02	01	5	84341605	35.100.02		3
	35.100.02	02	9		35.100.02	01	1
810570C2	35.100.01	01	9		35.100.04		1
	35.100.02	02	12		35.100.05		1
813006C2	35.100.03		6	84344027	35.100.03		14
	35.100.03	01	8	84346329	39.100.07		6
81827427	35.100.01		25	84347251	39.100.02		14
	35.100.01		30	84349166	35.100.02		7
	35.100.01	01	15		35.100.02	01	11
	35.100.01	01	20	84354912	39.100.02		7
84009	75.200.04		11	84354918	39.100.02		11
84128	39.100.01		13	84366455	35.100.02		1
84137861	35.100.04		14		35.100.06		1
84150871	39.100.08		13	84366835	39.100.08		15
84151573	44.100.04		10	84366837	39.100.07		15
84155448	35.100.06		7	84370832	39.100.05		11
84156992	39.100.08		1	84374420	75.200.06		19
84156993	35.100.02		5	84378307	39.100.01		27
	35.100.02	01	6	84378308	39.100.01		26
	35.100.03		8	84379042	75.200.01		2
	35.100.03	01	7	84380555	75.200.04		26
84158480	39.100.07		13	84380560	75.200.04		26
84178558	55.404.01		29	84380993	39.100.07		22
84178560	55.404.01		30	84380995	39.100.07		19
84212867	35.100.04		10	84385332	44.100.01		21
	35.100.05		10	84385333	44.100.01		21
	35.100.06		10	84395099	44.100.03		1
	35.100.07		10	84395590	39.100.08		11
	35.100.08		10	84396134	39.100.03		1
84221842	35.100.06		11		39.100.04		1
	35.100.07		11	84396137	39.100.03		1
	35.100.08		11		39.100.04		1
84223909	75.200.02		4	84396977	39.100.05		1
84238032	44.100.02		11	84396979	39.100.05		1
84246674	39.100.07		5	84397951	75.200.02		5
84246743	39.100.07		2	84398027	55.404.01		6
84257536	39.100.01		12	84399165	39.100.01		18
84257665	39.100.02		13	84399323	39.100.01		21
84257681	39.100.05		3	84399324	39.100.01		21
84257682	39.100.05		2	84399325	39.100.01		21
84260965	39.100.08		9	84399972	39.100.03		2
84263249	39.100.05		10	84399974	39.100.03		2
84269593	35.100.01		26	84402611	39.100.01		20
	35.100.01	01	19	84403853	75.200.02		3
84271268	44.100.03		6	84405202	55.404.01		4
84271660	44.100.01		4	84407278	35.100.04		11
84278123	35.100.01		21		35.100.05		11
84278152	39.100.07		3	84407280	35.100.08		3
84284698	39.100.10		5	84407282	35.100.07		3
84286406	39.100.10		24	84407290	35.100.06		3
84293454	75.200.01		7	84407292	35.100.07		6
84294526	75.200.01		6		35.100.08		6
84296819	75.200.04		27	84407293	35.100.06		6
84298239	39.100.10		2	84407298	35.100.04		6
84298263	39.100.10		3		35.100.05		6
84298265	39.100.10		29	84407299	35.100.04		5
84299077	39.100.10		6		35.100.05		5
84301688	39.100.10		25	84414351	44.100.01		1
84302325	39.100.10		26	84414355	44.100.01		22
84302350	39.100.10		27	84414356	39.100.09		3
84302945	39.100.10		1	84414360	39.100.09		1
84303996	75.200.04		12	84419989	75.200.04		28
84304050	75.200.04		21	84422110	44.100.01		9
84310052	39.100.03		3	84422537	44.100.01		16
	39.100.04		10	84423047	44.100.02		5
	39.100.05		4	84428833	39.100.02		9
84310128	39.100.05		12	84471409	39.100.06		3
84324317	39.100.10		4	84472554	55.404.01		7
84328533	75.200.01		4	84493635	44.100.03		2
84339323	35.100.03	01	13	84493888	44.100.03		9
84339348	55.404.01		18	84493961	44.100.03		12
84339349	55.404.01		18	85700693	39.100.02		20
84339350	55.404.01		20		39.100.03		14

INDEX - INDICE - INDEX - ZAHLENVERZEICHNIS - INDICE - INDICE - INHOLD - INHOUD

Number	Figure	Sequence	Ref.	Number	Figure	Sequence	Ref.
85700693	39.100.04		2	87337	75.200.03		6
	39.100.09		2		75.200.05		21
	39.100.10		18	87338	75.200.03		5
	44.100.01		3	87339	39.100.03		4
	44.100.03		10		39.100.04		9
	55.404.01		19		39.100.05		6
	75.200.03		10	87367	39.100.10		20
	75.200.04		7	87381	39.100.07		16
	75.200.06		1	87385186	75.200.07		28
86502676	39.100.03		10		75.200.07	01	28
86505992	75.200.04		9	87395343	75.200.07		10
86505993	44.100.01		14		75.200.07	01	10
86505999	39.100.02		16	87397	39.100.07		14
	39.100.03		15	87397246	39.100.09		9
	39.100.09		12		75.200.06		14
86507000	75.200.02		8	87406	39.100.10		22
86508732	44.100.01		2	87407861	75.200.07	01	26
	44.100.03		11	87409037	35.100.08		13
86508769	75.200.05		24	87409038	35.100.07		13
86511191	39.100.09		8	87409387	35.100.04		11
	44.100.03		5	87409392	35.100.04		8
	75.200.06		13		35.100.05		8
86512959	35.100.02		20	87409417	35.100.04		8
8657	35.100.04		4	87409430	35.100.04		3
	35.100.05		4	87409439	35.100.04		3
86590562	35.100.04		2		35.100.05		3
	35.100.05		2	87409468	35.100.08		5
	35.100.06		2	87409493	35.100.04		7
	35.100.07		2	87410757	35.100.08		8
	35.100.08		2	87410758	35.100.07		8
86614103	44.100.01		6	87410779	35.100.04		7
	44.100.03		8		35.100.05		7
86624134	35.100.01		8	87411460	35.100.01		2
	35.100.01	01	25		35.100.01	01	3
	35.100.03		1		35.100.02		14
	35.100.03	01	2		35.100.02	02	15
86624135	35.100.01		5	87412274	39.100.07		10
	35.100.01	01	6	87412462	39.100.07		11
	35.100.02		9	87413883	75.200.05		22
	35.100.02	02	13	87413884	75.200.05		23
86632554	75.200.04		17	87413886	75.200.05		19
	75.200.06		28	87413887	75.200.05		18
86632557	39.100.10		11		75.200.05		20
	75.200.01		3	87413888	75.200.05		16
	75.200.03		9	87413889	75.200.05		1
86632558	39.100.07		7	87413890	75.200.05		1
86632584	39.100.03		18	87414	75.200.04		22
	39.100.04		11		75.200.06		25
86900677	35.100.02	02	1	87427168	39.100.08		7
86977740	75.200.04		10	87427170	75.200.03		4
86992212	75.200.07		21	87427172	55.404.01		16
	75.200.07	01	21	87427186	39.100.06		1
86992213	75.200.07		19	87427188	75.200.01		1
	75.200.07	01	19	87429490	44.100.03		3
86992215	75.200.02		15	87429491	44.100.03		3
	75.200.05		11	87429532	44.100.04		1
	75.200.06		21	87429533	44.100.04		18
	75.200.06		5	87429535	44.100.04		1
86992216	75.200.02		1	87429536	44.100.04		13
	75.200.07		15	87433288	39.100.03		9
	75.200.07		6	87443751	75.200.07	01	27
	75.200.07	01	15	87452523	39.100.01		4
	75.200.07	01	6	87490800	75.200.01		8
86992219	39.100.01		16	87493276	75.200.07		5
87016560	44.100.01		11		75.200.07	01	5
	44.100.03		15	87503066	39.100.05		9
87016604	39.100.01		2	87505357	35.100.04		1
87017581	75.200.02		17	87515446	75.200.02		22
87019498	39.100.08		12	87519394	55.404.01		9
	39.100.10		30	87519398	55.404.01		2
87034810	55.404.01		3	87519753	75.200.06		4
87040758	39.100.01		6	87520382	55.404.01		2
87314800	35.100.04		4	87529732	75.200.07		2
	35.100.06		4		75.200.07	01	2
	35.100.07		4	87532493	75.200.02		6
	35.100.08		4	87534971	75.200.06		7
87314803	35.100.04		10	87543796	75.200.06		16
87331046	35.100.02		17	87557086	55.404.01		33

INDEX - INDICE - INDEX - ZAHLENVERZEICHNIS - INDICE - INDICE - INDHOLD - INHOUD

Number	Figure	Sequence	Ref.	Number	Figure	Sequence	Ref.
87564739	35.100.02	01	8	88902	55.404.01		21
87566586	44.100.01		5		55.404.01		23
87582276	35.100.04		6	8952	35.100.06		8
87582277	35.100.04		13	90876C1	35.100.01	01	16
87613190	75.200.06		6	91207C1	35.100.01		15
87613192	39.100.04		4		35.100.01	01	24
	75.200.01		9	91240C1	35.100.01		29
	75.200.02		11	9626600	39.100.10		21
	75.200.04		13	9628503	55.404.01		8
87613235	39.100.10		32	9637417	44.100.03		17
87613302	35.100.02		2	9706689	39.100.10		13
	35.100.02		4		55.404.01		17
	35.100.02	01	2	9706701	39.100.10		9
	35.100.03		13		44.100.01		7
	35.100.03	01	11		75.200.06		12
	39.100.08		2	9706752	35.100.01		9
87619912	39.100.01		17		35.100.01	01	23
87633992	35.100.07		5		35.100.03		3
87635232	35.100.06		5	9707516	39.100.07		20
87645504	44.100.02		16		75.200.06		11
	44.100.03		18	9707580	55.404.01		11
	44.100.04		16	9842687	39.100.09		7
	75.200.07		16	9845479	39.100.01		1
	75.200.07	01	16	D33805	39.100.01		10
87653276	39.100.02		21		39.100.08		8
	39.100.03		17	NSS	75.200.01		10
	39.100.04		12				
87670	75.200.02		9				
87681198	39.100.01		19				
87689	39.100.03		5				
	39.100.05		8				
87716	55.404.01		1				
87847	75.200.01		20				
87868	75.200.04		25				
87972	39.100.05		7				
	39.100.07		9				
	75.200.05		10				
87974	39.100.08		5				
87975	75.200.02		13				
	75.200.03		7				
	75.200.06		8				
87997	75.200.05		5				
88182	35.100.02		6				
	35.100.02	02	18				
	35.100.03		11				
	35.100.03	01	12				
	39.100.08		3				
	39.100.09		6				
	75.200.01		13				
88206	75.200.07		23				
	75.200.07	01	23				
88350	44.100.04		9				
88444	35.100.01		28				
	35.100.01	01	11				
88682	35.100.01		12				
	35.100.02	02	4				
	35.100.03	01	6				
	55.404.01		31				
88693	39.100.10		17				
88871	39.100.03		8				
	39.100.04		8				
	39.100.05		5				
	39.100.07		12				
	39.100.08		4				
	44.100.01		19				
	44.100.03		19				
	75.200.04		8				
	75.200.05		6				
88902	35.100.01		13				
	35.100.01		17				
	35.100.01		34				
	35.100.01	01	17				
	35.100.01	01	21				
	35.100.02	02	5				
	35.100.03		4				
	35.100.03	01	4				
	39.100.07		4				
	39.100.10		16				