

7230
8230
9230 T2/T4
Combine Common Cab

Parts Catalog

Print No. 47416714
Issued 10/2013

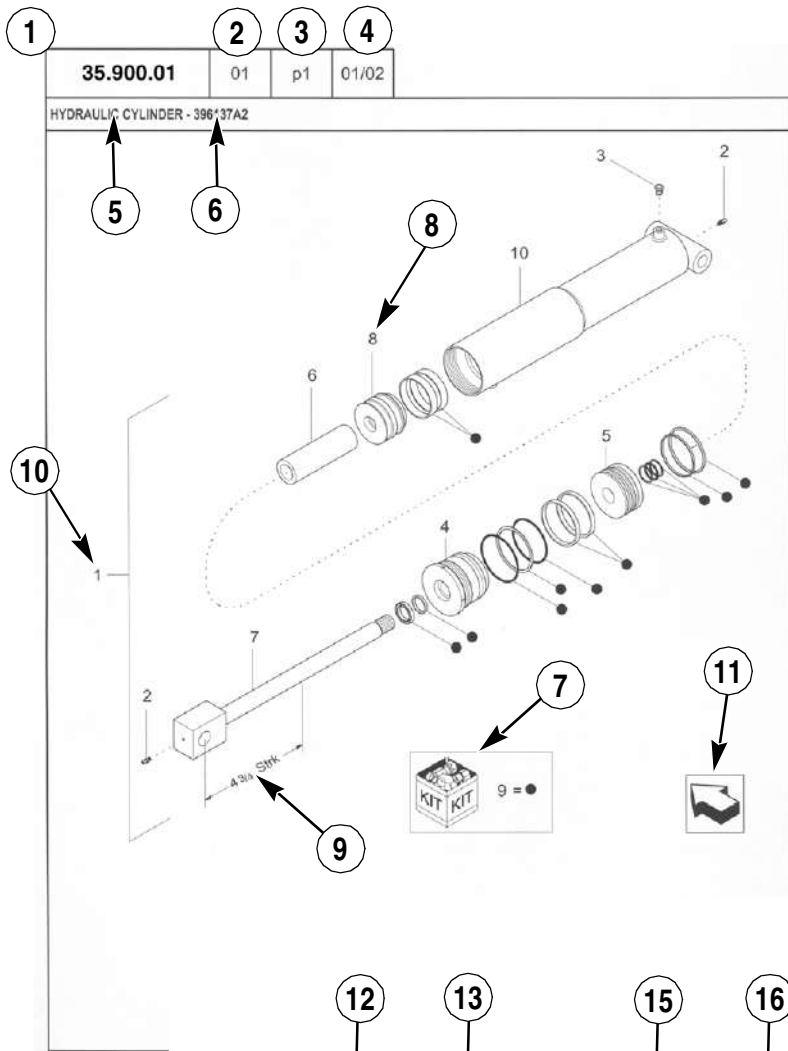


GENERAL INFORMATION

1. Whenever the terms left and right are used, it should be understood to mean from a position facing in direction of travel.
2. Throughout this manual you may find common hardware not illustrated, but listed in the description column. The service part immediately preceding a hardware listing is the part using these particular items for mounting purposes. This hardware is not included with the service part or assembly when ordered as a replacement.
3. The illustrations show typical assemblies plus individual parts but in all cases may not show the exact shape or detail of parts required. However, the purpose for the illustrations is to identify parts performing like functions. Whenever possible illustrations are located at the beginning of each section or immediately adjacent to the applicable text.
4. CNH America LLC is continually striving to improve its products. We must, therefore, reserve the right to make improvements or changes when it becomes practical and possible to do so, without incurring any obligation to make changes or additions to the equipment sold previously.

CNH America LLC, Racine, WI 53404 U.S.A.

How to Use Your Parts Catalog



1	2	3	4
35.900.01	01	p1	01/02
HYDRAULIC CYLINDER - 396137A2			
10	1	2	4 3/4 Strk
7	7	9	KIT KIT 9 = ●
11			

1	2	3	4		
35.900.01	01	p1	01/02		
HYDRAULIC CYLINDER - 396137A2					
8	12	13	15	16	17
REF	FN	PART NUMBER	YR/SN	QTY	DESCRIPTION
1	1	396137A2	BTW 01/85 & 02/02	1	CYLINDER ASSY. 4-3/4 in strk, Inc 2-10
2		31-95	Before 01/85	2	FITTING
2		219-8	From 01/85	2	NIPPLE, LUBE Grease, 1/4 tpr x 17/32
3		{402475A2}		1	BREATHER
4		402474A1		1	CAP CYLINDER END
5		402468A1	BSN JJC0189200	1	PISTON ROD/GLAND
5		145221C3	ASN JJC0189200	1	PISTON
6		402471A1		1	SPACER
7		402473A1		1	ROD, PISTON
8		402469A1		1	PISTON ROD/GLAND
9		402476A1		1	PACKAGE, SEALS
10		NSS		1	NOT SERVICED SEPARAT CASE ASSEMBLY
12	{1}	08-20			
STANDARD			MODELS		

How to Use Your Parts Catalog

1. Figure Number
2. Sequence code within the Figure Number
3. Page number within the Sequence Code
4. Date of Printing (month / year)
5. Figure Description
6. General information regarding the figure
7. Parts supplied in repair kits per symbol reference
8. Figure call-out of the part number (REF)
9. Technical Specifications relating to the part indicated
10. Figure call-out includes bracketed items, the included items may also be listed in the additional description area
11. Orientation - Arrow indicates front of the machine
12. Footnote - Additional information relating to the part number. In this example, 08-20 equals another figure that this part is shown on.
13. Part Number
 - NSS = Non-serviced parts
 - Bracketed numbers = not available as service parts in this market
14. Not Available as service part in this market
15. YR/SN
 - Year
 - Before 01/85 = Part valid for production January 1985 and before
 - From 01/85 = Part valid for production from January 1985 and after
 - BTW 01/85 & 02/02 = Part valid for machines produced between January 1985 and February 2002.
 - Serial Number (P.I.N.)
 - BSN JJC0268800 = Part valid for serial number JJC0268800 and below
 - ASN JJC0268800 = Part valid for serial number JJC0268800 and above
 - BTW JJC0178000 & JJC0179000 = Part valid for serial numbers between JJC0178000 & JJC0179000
16. Total Quantity of the Part referred to in the page. The quantity can be replaced by the following indications:
 - AR = quantity as required
 - X = as required
17. Part Description
18. Additional description of the part to help confirm identification
19. Figure Notes
20. Model Number(s)

Explanation of Abbreviations

Abbreviation	Meaning
adj	adjustable
amp	ampere
AR	As required
ASN	Serial number and after / P.I.N. and after
barb	barb
blkhd	bulkhead
boss	boss
BSN	before serial number / before P.I.N
BTW	between
cc	cubic centimetre
chain	chain
cl	class
cp pt	cup point
CRS	Chrome Alloy Steel
CST	Carbon Steel
cu yd	cubic yard
deg	degree
dia	diameter
dr type	drive type
dry	dry
fc	face
fc sl	face seal
fem	female
fem PT	female pipe thread
fl	flare
ft	feet (or foot)
gal	gallon(s)
gr	grade
hd	head
hp	horsepower
ID	inside diameter

Abbreviation	Meaning
in	inch(es)
Inc.	includes
inv fl	inverted flare
K	kilo
kg	kilogram
L	litre
lb	pound(s)
lg	long
LH	left hand
LH thd	left hand thread
links	links
M	(prefix) metric thread size
m	metre
male	male
mm	millimetre
NF	National Fine
No.	number
NS	National Super Fine
OD	outside diameter
ohm	electrical unit of resistance
Or	O-ring
orifice	orifice
P	pitch
piece	piece
psi	pounds per square inch
PT	pipe thread
rd	round
rd holes	round holes
RH	right hand
RH thd	right hand thread
rpm	revolutions per minute

Explanation of Abbreviations

Abbreviation	Meaning
sl	self locking
slat	slat
spool	spool
sq	square
SST	Stainless Steel
st	self tapping
stem	stem
strk	stroke
sw	swivel
T	teeth
Teflon	Teflon
thin	thin
thk	thick
tpr	taper

Abbreviation	Meaning
tube	tube
type	type
V	volt(s)
W	watt(s)
way	way
wide	wide
X	as required
yd	yard

Dimensions

Metric and U.S. hardware dimensions do not show the numeric designations of standard coarse threads. A number following a semi colon (;) is the class or grade of hardware. A comma (,) represents the decimal point (.) used in U.S. dimensions.



TABLE OF CONTENTS

88.005.100.0		DIA KIT: ROTATING KNIFE KIT
88.005.102.0	01	DIA KIT: FIRE EXTINGUISHER, EU ONLY
88.005.102.0	02	DIA KIT: FIRE EXTINGUISHER, NORTH AMERICA AND ANZ
88.010.206.0		DIA KIT: ADD ON FUEL WATER SEPARATOR
88.010.254.0	01	DIA KIT: COOLANT HEATER, CURSOR 9, 7230 ONLY
88.010.254.0	02	DIA KIT: COOLANT HEATER, CURSOR 10/13, 8230/9230 ONLY
88.010.418.0		DIA KIT: RUBBER BAND/ROTARY AIR SCREEN SEAL KIT
88.025.310.0		DIA KIT: WHEEL SPACERS, 4 INCH
88.035.162.0		DIA KIT: FEEDER, HEAVY DUTY LIFT, EU ONLY
88.039.110.0		DIA KIT: HITCH ASSYS
88.044.101.0	02	DIA KIT: AXLE EXTENSIONS
88.044.151		DIA KIT: GUIDANCE READY/ EZ GUIDE
88.044.200.1		DIA KIT: DUAL SPEED PRA (POWER REAR AXLE) COMPLETE ASSY, 2
88.044.200.1		DIA KIT: DUAL SPEED PRA (POWER REAR AXLE), 2 SPEED
88.048.100.0		DIA KIT: COMBINE TRACKS, NORTH AMERICA ONLY
88.055.404.1	02	DIA KIT: 6 HID ROOF LIGHTS
88.055.404.2		DIA KIT: WORK LAMP (STANDARD 12V LIGHTER PLUG END)
88.055.404.3		DIA KIT: LIGHT KIT, ROOF 2 HID
88.055.404.3		DIA KIT: HID DISTANCE LIGHT, MIRROR MOUNTED
88.055.424.0		DIA KIT: CAN YIELD/MOISTURE
88.055.440.0		DIA KIT: FRED 2/ PRO 700 DISPLAY MOUNT
88.055.440.1		DIA KIT: AFS162/AFS262/GPS
88.055.440.1		DIA KIT: PRINTER
88.060.01		DIA KIT, FEEDER, CONVERT TO NRT
88.066.101	17	DIA KIT, ADDITIONAL PRODUCTS, PIVOT SPOUT UNLOAD ASSY
88.066.101.1		DIA KIT: FEEDER CONVERSION TO ROCK TRAP
88.066.101.1	02	DIA KIT: SERRATED BLADE KIT
88.066.101.1		DIA KIT: SUMP COVER KIT
88.066.105.0		DIA KIT: CONCAVES
88.074.114.0	02	DIA KIT: UPPER SIEVES
88.074.114.0	02	DIA KIT: PRESIEVES
88.074.118.0		DIA KIT: LOWER SIEVES
88.074.140.1		DIA KIT: FEEDER, CONVERT TO NON- ROCK TRAP
88.080.101.1		DIA KIT: PERFORATED COVER ROUND, CLEAN GRAIN CROSS AUGER
88.080.101.3		DIA KIT: FLIGHTING ASSY, CLEAN GRAIN ELEVATOR
88.080.154.0		DIA KIT: MANUAL TO POWER GRAIN TANK EXTENSION CONVERSION-

TABLE OF CONTENTS

88.080.180.0		DIA KIT: HC(HIGH CAPACITY) EXTENSION ABRASIVE, NORTH
88.080.180.0		DIA KIT: VERTICAL DISCHARGE UNLOADER
88.080.180.1		DIA KIT: UNLOADING TUBE, HC(HIGH CAPACITY) EXTENSION ASSY
88.088.01		DIA KIT: SPREAD WIDTH CONTROL
88.088.02		DIA KIT, COVER, ACCESS, GRAIN BIN, SLEEPER
88.090.04		SIGNAL PLATES, FRONT - EU - 72/82/9230
88.090.118.0		DIA KIT: PLATFORM EXTENSIONS
88.100.05	01	DIA KIT: FIRE EXTINGUISHER, EU ONLY
88.100.05	02	DIA KIT: FIRE EXTINGUISHER, NORTH AMERICA AND ANZ
88.100.05	03	DIA KIT: PRINTER
88.100.10	01	DIA KIT: ADD ON FUEL WATER SEPARATOR
88.100.10	02	DIA KIT: RUBBER BAND/ROTARY AIR SCREEN SEAL KIT
88.100.10	03	DIA KIT: BRUSH IN ROTARY DUSTSCREEN
88.100.10	04	DIA KIT: ONBOARD AIR COMPRESSOR, CURSOR 9, 7230 ONLY
88.100.10	05	DIA KIT: ONBOARD AIR COMPRESSOR, CURSOR 13 82/9230 ONLY
88.100.10	06	DIA KIT: ONBOARD AIR COMPRESSOR, CURSOR 9, 7230 ONLY
88.100.10	07	DIA KIT: ONBOARD AIR COMPRESSOR, CURSOR 13 82/9230 ONLY
88.100.25		DIA KIT: AXLE EXTENSIONS
88.100.26		DIA KIT: GRAIN HEADER ILLUMINATION, EU ONLY
88.100.27	01	DIA KIT: DUAL SPEED PRA (POWER REAR AXLE) COMPLETE ASSY, 2
88.100.27	02	DIA KIT: DUAL SPEED PRA (POWER REAR AXLE), 2 SPEED
88.100.31	01	DIA KIT: 2200-AF CONVERSION 12 ROW- NORTH AMERICA ONLY
88.100.31	02	DIA KIT: 2200-AF CONVERSION 8 ROW- NORTH AMERICA ONLY
88.100.39	01	DIA KIT: HITCH ASSYS
88.100.39	02	DIA, HARVEST KIT, FRAME REINFORCEMENT
88.100.41	01	DIA KIT: GUIDANCE READY/ EZ GUIDE
88.100.44		DIA KIT: WHEEL SPACERS, 4 INCH
88.100.48		DIA KIT: COMBINE TRACKS, NORTH AMERICA ONLY
88.100.55	01	DIA KIT: COOLANT HEATER, CURSOR 9, 7230 ONLY
88.100.55	02	DIA KIT: 6 HID ROOF LIGHTS
88.100.55	03	DIA KIT: COOLANT HEATER, CURSOR 10/13, 8230/9230 ONLY
88.100.55	04	DIA KIT: WORK LAMP (STANDARD 12V LIGHTER PLUG END)
88.100.55	05	DIA KIT: LIGHT KIT, ROOF 2 HID
88.100.55	06	DIA KIT: HID DISTANCE LIGHT, MIRROR MOUNTED
88.100.55	07	DIA KIT: CAN YIELD/MOISTURE
88.100.55	08	DIA KIT: FRED 2/ PRO 700 DISPLAY MOUNT

TABLE OF CONTENTS

88.100.55	09	DIA KIT: AFS162/AFS262/GPS
88.100.55	10	DIA KIT: SIGNAL PLATE FOR UNLOADING TUBE, EU ONLY
88.100.55	11	DIA KIT: GRAIN HEADER ILLUMINATION, EU ONLY
88.100.55	12	DIA KIT: SIGNAL PLATE FOR UNLOADING TUBE, EU ONLY
88.100.55	13	DIA KIT: HARD THRESH
88.100.55	14	DIA KIT: ROTOR AUGER/ROTOR WEAR BARS
88.100.55	15	DIA KIT: BEATER COVER
88.100.55	16	DIA KIT: ROTOR CAGE VANES
88.100.55	17	DIA KIT: ROTOR CAGE FRONT FILLER PLATES
88.100.55	18	DIA KIT: ROTOR CAGE FILLER PLATES
88.100.60	01	DIA KIT: FEEDER, HEAVY DUTY LIFT, EU ONLY
88.100.60	02	DIA KIT: PERFORATED FEEDER FLOOR/ FEEDER CHAIN SPROCKETS
88.100.60	03	DIA KIT: FEEDER, CONVERT TO NON- ROCK TRAP
88.100.60	04	DIA KIT: FEEDER, LATERAL TILT KIT, HEAVY DUTY- NORTH AMERICA
88.100.60	05	DIA KIT: PERFORATED FEEDER FLOOR/ FEEDER CHAIN SPROCKETS
88.100.60	05	DIA KIT: ROUND HOLE SIEVES
88.100.60	06	DIA KIT: FEEDER COVERSION TO ROCK TRAP
88.100.60	07	DIA KIT: FEEDER, LATERAL TILT KIT, HEAVY DUTY- NORTH AMERICA
88.100.60	08	DIA KIT: FEEDER COVERSION TO ROCK TRAP
88.100.66	01	DIA KIT: SERRATED BLADE KIT
88.100.66	02	DIA KIT: SUMP COVER KIT
88.100.66	03	DIA KIT: CONCAVES
88.100.66	04	DIA KIT: HARD THRESH
88.100.66	05	DIA KIT: ROTOR AUGER/ROTOR WEAR BARS
88.100.66	06	DIA KIT: BEATER COVER
88.100.66	07	DIA KIT: ROTOR CAGE VANES
88.100.66	08	DIA KIT: ROTOR CAGE FRONT FILLER PLATES
88.100.66	09	DIA KIT: ROTOR CAGE FILLER PLATES
88.100.73	01	DIA KIT: ROTATING KNIFE KIT, USED WITH 40 BLADE CHOPPER
88.100.73	02	DIA KIT: ROTATING KNIFE, USED ON 60/120 BLADE CHOPPER
88.100.73	03	DIA KITS: STRAWCHOPPER,STANDARD AND FINE
88.100.73	04	DIA KIT: SHEAR BAR ASSEMBLY
88.100.73	05	DIA KIT: KNIFE PROTECTION, FOR 3X3 INTEGRATED CHOPPER
88.100.73	06	DIA KIT: KNIFE FRAME, FIXED
88.100.73	07	DIA KIT: STRAW SPREADER IMPELLERS/PADDLES
88.100.73	08	DIA KIT: SPREADER HOOD ASSY/WINDROW CONVERSION

TABLE OF CONTENTS

88.100.73	09	DIA KIT: HORIZONTAL RESIDUE DISC SPREADER **MY12 PHASE 1, DO
88.100.73	10	DIA KIT: SPREAD WIDTH CONTROL
88.100.73	11	DIA KIT: ROTATING KNIFE
88.100.73	12	DIA KITS: STRAWCHOPPER, STANDARD AND FINE
88.100.73	13	DIA KIT: SHEAR BAR ASSEMBLY
88.100.73	14	DIA KIT: KNIFE PROTECTION, FOR 3X3 INTEGRATED CHOPPER
88.100.73	15	DIA KIT: STRAW SPREADER IMPELLERS/PADDLES
88.100.73	16	DIA KIT: SPREADER HOOD ASSY/WINDROW CONVERSION
88.100.73	17	DIA KIT: HORIZONTAL RESIDUE DISC SPREADER **MY12 PHASE 1, DO
88.100.73	19	DIA KIT: WHEEL CHOCK-GERMANY AND SWITZERLAND ONLY
88.100.74	01	DIA KIT: ANTI-STATIC
88.100.74	02	DIA KIT: UPPER SIEVES
88.100.74	03	DIA KIT: PRESIEVES
88.100.74	04	DIA KIT: LOWER SIEVES
88.100.74	04	SIGNAL PLATES FOR UNLOADING TUBE; EUROPE ONLY
88.100.74	05	DIA KIT: ROUND HOLE SIEVES
88.100.74	06	DIA KIT: HARD THRESH TAILINGS
88.100.74	06	DIA KIT: UNLOADING TUBE SIGNAL PLATES, HC (HIGH CAPACITY)
88.100.80	01	DIA KIT: PERFORATED COVER ROUND, CLEAN GRAIN CROSS
88.100.80	02	DIA KIT: SLOW DOWN - ELEVATOR & GRAIN TANK
88.100.80	03	DIA KIT: FLIGHTING ASSY, CLEAN GRAIN ELEVATOR
88.100.80	04	DIA KIT: CANVAS ASSY, GRAINTANK EXT, 350 BUSHEL, NA/ANZ
88.100.80	05	DIA KIT: CANVAS ASSY, GRAINTANK EXT, 315 BU
88.100.80	06	DIA KIT: MANUAL TO POWER GRAIN TANK EXTENSION
88.100.80	07	DIA KIT: EXTENDED WEAR, GRAIN TANK BOTTOM
88.100.80	08	DIA KIT: HC(HIGH CAPACITY) EXTENSION ABRASIVE, NORTH
88.100.80	09	DIA KIT: UNLOADING AUGER EXTENSION, 0.9 M (3 FT), STANDARD
88.100.80	10	DIA KIT: VERTICAL DISCHARGE UNLOADER
88.100.80	11	DIA KIT: AUGER UNLOADING ASSY - 4'4IN STD WEAR RED
88.100.80	12	DIA KIT: UNLOADING TUBE, HC(HIGH CAPACITY) EXTENSION ASSY
88.100.80	13	DIA KIT: UNLOADING AUGER EXTENSION 1.3M/ 4.4' EXTENDED
88.100.80	14	DIA KIT: CANVAS ASSY, GRAINTANK EXT, 350 BUSHEL, NA/ANZ
88.100.80	15	DIA KIT: UNLOADING AUGER EXTENSION 1.3M/ 4.4FT STANDARD
88.100.80	16	DIA KIT: SLOW DOWN - ELEVATOR & GRAIN TANK
88.100.80	17	DIA KIT: CANVAS ASSY, GRAINTANK EXT, 315 BU
88.100.80	18	DIA KIT: EXTENDED WEAR, GRAIN TANK BOTTOM

TABLE OF CONTENTS

88.100.80	19	DIA KIT: UNLOADING AUGER EXTENSION, 0.9 M (3 FT), STANDARD
88.100.80	20	DIA KIT: AUGER UNLOADING ASSY - 4'4IN STD WEAR RED
88.100.80	21	DIA KIT: UNLOADING AUGER EXTENSION 1.3M/ 4.4' EXTENDED
88.100.80	22	DIA KIT: UNLOADING AUGER EXTENSION 1.3M/ 4.4FT STANDARD
88.100.90	02	DIA KIT: TANK, HAND WASH ASSY
88.100.AL		DIA KIT: WHEEL CHOCK-GERMANY AND SWITZERLAND ONLY
88.101.414.1		DIA KIT: BRUSH IN ROTARY DUSTSCREEN
88.230.13		DIA KIT: ANTI-STATIC
88.230.13		STRAW SPREADER SUPPORTS
88.230.14	02	DIA KIT: STRAW SPREADER IMPELLERS/PADDLES
88.430.01		DIA KIT: AUTO GUIDANCE-READY, CONTROL MODULE
88.490.12		DIA KIT: STEERING COLUMN FOOT REST
33.110.AP		BRAKE GEARBOX
33.110.AT	01	VALVE, HYDRAULIC, PARK - CONNECTORS
33.110.AT	01	VALVE, HYDRAULIC, PARK - CONNECTORS
33.110.AT	02	VALVE, HYDRAULIC, PARK - COMPONENTS
33.110.AT	02	VALVE, HYDRAULIC, PARK - COMPONENTS
33.110.BJ		HYDRAULICS - BRAKE CONTROL LINES
33.202.AF		BRAKE CALIPER
33.202.AJ		SERVICE BRAKE COMMAND
33.202.AK		SERVICE BRAKES
33.202.AP		SERVICE BRAKE PRESSURE LIMITER
33.202.BN		BRAKE, PEDAL
33.202.BT		HYDRAULICS BRAKE CONTROL LINES
50.000.00		SECTION INDEX - CAB CLIMATE CONTROL
50.100.AP	03	ATC, CAB
50.104.AP	01	INTAKE ASSY, CAB
50.104.AP	02	BLOWER, CAB
50.200.AB	01	HVAC HOSES, 7230 T2
50.200.AB	02	HVAC HOSES, 7230 T4
50.200.AB	03	AIR CONDITIONING UNIT - MOUNTING GROUP
50.200.AB	04	HVAC HOSES, 8230/9230 T2
50.200.AB	05	HVAC HOSES, 8230/9230 T4
50.200.AK	01	CONDENSER, 7230
50.200.AK	02	CONDENSER, 8230/9230
50.200.CA		EVAPORATOR, ATC AIRCO UNIT

TABLE OF CONTENTS

50.200.CG		AIRCO UNIT, ATC
74.101.AC		SHOE DRIVE
74.101.BB		ECCENTRIC AND SHAKER SHOE DRIVE
74.110.AB		GRAIN PAN, SUPPORTS & SEALS
74.110.AD		GRAIN PAN
74.110.AO		GRAIN PAN DRIVE
74.114.AM	01	UPPER SHOE DRIVE, L.H.
74.114.AM	02	UPPER SHOE DRIVE, R.H.
74.114.AU		REMOTE UPPER SIEVE ADJUSTMENT
74.114.AY		UPPER SHAKER SHOE
74.114.AZ	01	UPPER SIEVES
74.114.AZ	02	PRESIEVE
74.118.AA		LOWER SHOE DRIVE
74.118.AA	02	SHAKER SHOE HOUSING, LOWER
74.118.AD	01	LOWER SIEVES
74.118.AD	02	LOWER SIEVE, INTERCHANGEABLE
74.118.AK		AIR DAM, LOWER SIEVES
74.118.AO		REMOTE LOWER SIEVE, ADJUSTMENT
74.130.AF		CLEANING FAN
74.130.AF	02	FAN, LOWER
74.130.AH		HOUSING, FAN
74.130.AH	02	FAN HOUSING, LOWER
74.135.AC		CLEANING FAN DRIVE MOUNTING, NARROW TIRE OPTION
74.136.AO		CLEANING FAN DRIVE MOUNTING
74.140.AK	01	TAILINGS PROCESSOR HOUSING ASSEMBLY
74.140.AK	02	LATCH ASSEMBLY - CLEANOUT DOOR
74.140.AQ		TAILINGS DRIVE AND AUGER
74.140.AX		ANGLE DRIVE
74.140.CM	01	SELF-LEVELING AUGER HOUSING, MAIN BODY
74.140.CM	02	SELF-LEVELING AUGER HOUSING, FRONT SEALS
74.140.CM	03	SELF-LEVELING AUGER HOUSING, REAR SEALS
74.140.CM	04	HOUSING, CLEAN GRAIN ELEVATOR, LOWER, SELF-LEVELING,
80.101.AP	01	GRAIN ELEVATOR TENSIONER & CHAIN
80.101.AP	02	SCRAPER BLADES - ELEVATOR CHAIN
80.101.AP	03	GRAIN ELEVATOR, SINGLE SPEED VAR. 722481
80.101.AP	04	CHAIN, CLEAN GRAIN ELEVATOR

TABLE OF CONTENTS

80.101.AP	05	CLEAN GRAIN ELEVATOR, HOUSING
80.101.AP	06	GRAIN ELEVATOR, DUAL SPEED VAR. 425241
80.101.AP	07	GRAIN ELEVATOR, DUAL SPEED, VAR. 426363
80.101.AR	01	ELEVATOR HEAD
80.101.AR	02	HEAD, ELEVATOR
80.101.AR	03	BOTTOM BOOT, CLEAN GRAIN ELEVATOR
80.101.AR	04	CLEAN GRAIN ELEVATOR, BOOT, SENSOR, NARROW TRACK
80.101.AR	05	BOOT, CLEAN GRAIN ELEVATOR
80.101.BI	01	AUGER ASSY, CLEAN GRAIN ELEVATOR, STANDARD
80.101.BK		BUBBLE-UP AUGER
80.101.BK	02	BUBBLE-UP TUBE
80.101.BK	03	GEARBOX, BUBBLE-UP AUGER
80.101.BO	01	BUBBLE-UP AUGER DRIVE
80.101.BO	02	AUGER SPRING & CABLE, BUBBLE-UP AUGER DRIVE
80.150.AI	01	GRAIN TANK - BOTTOM AND AUGERS
80.150.AI	02	GRAIN TANK - BOTTOM AND AUGERS, HIGH CAPACITY
80.150.AI	03	GRAIN TANK AUGERS
80.150.AI	04	BOTTOM, GRAIN TANK, STANDARD
80.150.AI	05	BOTTOM, GRAIN TANK, HC
80.150.AR	01	GRAIN TANK, STANDARD
80.150.AR	02	GRAIN TANK HARDWARE
80.150.AR	03	GRAIN TANK, HIGH CAPACITY, HARDWARE
80.150.AR	04	GRAIN TANK CORNER PANELS
80.150.BF	01	GRAIN TANK COVERS, 315 & 350 BUSHEL
80.150.BF	02	HINGE SYSTEM, GRAIN TANK, POWER EXTENSIONS
80.150.BF	03	HINGE SYSTEM, GRAIN TANK, POWER COVERS
80.150.BG	01	GRAIN TANK, HIGH CAPACITY
80.150.BG	02	EXTENSION, GRAIN BIN, PWR, 315 & 350 BU
80.150.BG	03	EXTENSION, GRAIN BIN, MANUAL, 315 & 350 BU
80.150.BH		LATCH, HC, MAN EXT, 315 & 350
80.175.AG	01	UNLOADING DRIVE,DUAL DRIVE
80.175.AG	02	TENSIONER,DUAL DRIVE
80.175.AG	03	UNLOADING DRIVE,STANDARD
80.175.AG	04	TENSIONER, STANDARD DRIVE
80.175.AK	01	UNLOADING CHAIN DRIVE
80.175.AK	02	UNLOAD CHAIN DRIVE, DUAL DRIVE

TABLE OF CONTENTS

80.175.AK	03	UNLOAD CHAIN DRIVE DUAL DRIVE CONTINUED
80.175.AK	04	UNLOAD CHAIN DRIVE, STANDARD
80.175.AK	05	UNLOAD CHAIN DRIVE STANDARD CONTINUED
80.180.AP	01	UNLOADING TUBE, STANDARD, 21 FT.
80.180.AP	02	UNLOADING TUBE, STANDARD , PERFORATED 21 FT
80.180.AP	03	UNLOADING TUBE, HIGH SPEED, HIGH CAPACITY 6.4M (21 FT)
80.180.AP	04	UNLOADING TUBE, HIGH SPEED, HIGH CAPACITY, PERFORATED
80.180.AP	05	UNLOADING TUBE, HIGH SPEED, EXTENSION, ASSY
80.180.AP	06	UNLOADING TUBE, HIGH SPEED, EXTENSION, PERFORATED
80.180.AP	07	UNLOADING TUBE, AUGER ASSY, HIGH SPEED, FOLDING
80.180.AP	08	UNLOADING TUBE, HIGH SPEED, EXTENSION, ASSY
80.180.AQ	01	UNLOADING TUBE, STANDARD , AUGER ASSY
80.180.AQ	02	UNLOADING TUBE, STANDARD, AUGER ASSY, PERFORATED
80.180.AQ	03	UNLOADING TUBE, SPOUT EXTENTION KIT, PIVOT
80.180.AQ	04	UNLOADING TUBE, HIGH SPEED, AUGER ASSY, 6.4M (21 FT)
80.180.AQ	05	UNLOADING TUBE, HIGH SPEED,AUGER ASSY, 6.4M (21FT)
80.180.AQ	06	UNLOADING TUBE, DISCHARGE SPOUT, STANDARD , HIGH SPEED
80.180.AQ	07	UNLOADING TUBE, HIGH SPEED, FOLDING
80.180.AQ	08	UNLOADING TUBE, HINGE
80.180.AR	01	GEARBOX, STANDARD , LOWER, UNLOADING & FLOW
80.180.AR	02	GEARBOX, STANDARD , UPPER, UNLOADING & FLOW
80.180.AR	03	GEARBOX, HIGH SPEED, LOWER, UNLOADING & FLOW
80.180.AR	04	GEARBOX, HIGH SPEED, UPPER, UNLOADING & FLOW
80.180.AU	01	UNLOADING AUGER, VERTICAL
80.180.AU	02	UNLOADING AUGER, VERTICAL, HC VERSION
80.180.BF		UNLOAD TENSION ROD ASSY
80.180.BL		AUGER ASSY, CROSS
80.180.BN		UNLOADING AUGER, GEARBOX, LOWER
55.015.AB	01	WIRE HARNESS, ENGINE- 7230 T2/T4
55.015.AB	02	WIRE HARNESS, ENGINE 82/9230 T2/T4
55.051.AA		CONTROLS, ATC
55.100.30		WIRE HARNESS, STRAWHOOD, REAR
55.100.AI		WIRE HARNESS, MAIN FRAME, LH
55.100.AX		WIRE HARNESS, STRAWHOOD, FRONT
55.100.AX	01	WIRE HARNESS, THRESHING FRAME
55.100.BZ	01	WIRE HARNESS, REAR, LOWER FRAME

TABLE OF CONTENTS

55.101.AA	01	WIRE HARNESS, FRONT, LOWER FRAME
55.101.AA	02	WIRE HARNESS, ENGINE GEARBOX
55.101.AA	03	WIRE HARNESS & IMPLEMENT SOCKET, FRAME, FRONT
55.130.AR		ELECTRICS ON HITCH
55.201.AH		CONSOLE, IGNITION KEY
55.202.AE		COOLANT HEATER
55.302.AH	01	BOX, BATTERY ASSY, STORAGE
55.302.AH	02	BOX, STORAGE ASSY
55.302.AK		BOX, BATTERY ASSY
55.302.AV		BATTERY SYSTEM
55.404.AC	01	CAB, ROTATING BEACON
55.404.AL		LIGHTS, FRONT PLATFORM, WIDE - EU ONLY -
55.404.AQ	01	LIGHTS, HALOGEN CAB ROOF
55.404.AQ	02	LIGHTS, HID CAB ROOF
55.404.AQ	03	LIGHTS, HID CAB ROOF, HIGH DEFINITION
55.404.AQ	04	HEADLIGHT, PLATFORM, FRONT
55.404.BA		LICENSE PLATE MOUNT- EU ONLY
55.404.BM		LIGHTS, REAR - STANDARD - FOR NA, AUSTRALIA
55.404.BO	01	SUPPORT TUBE & HINGE, L.H. REAR TAIL LIGHT PANEL
55.404.BO	02	SUPPORT TUBE & HINGE, R.H. REAR TAIL LIGHT PANEL
55.404.CL	01	LIGHTS, FRONT PLATFORM - STANDARD - EU ONLY -
55.404.CL	02	R.H. WARNING LIGHT, USED WITH L.H. PLATFORM & EXTENSIONS -
55.404.CN	01	LIGHTS, SERVICE
55.404.CN	02	INSPECTION LAMP
55.404.CU	01	LIGHT, UNLOADING AUGER
55.404.CU	02	HARNESS, UNLOADING TUBE, HIGH SPEED
55.404.CU	02	SIGNAL PLATES FOR UNLOADING TUBE; EUROPE ONLY
55.404.CU	03	DIA KIT: UNLOADING TUBE SIGNAL PLATES, HC (HIGH CAPACITY)
55.421.AX		FEEDER ELECTRIC
55.423.AC		SENSOR, TAILINGS VOLUME
55.424.02		MOISTURE SENSOR
55.426.AA	01	GRAIN FLOW SENSOR
55.426.AA	02	ROTOR LOSS SENSOR
55.426.AD	01	MOISTURE SENSOR
55.426.AD	02	GRAIN FLOW/MOISTURE SENSOR
55.426.AH	01	WIRE HARNESS, GRAIN TANK

TABLE OF CONTENTS

55.426.AH	02	WIRING HARNESS, GRAIN TANK COVER, 315 & 350 BUSHEL
55.510.AF	01	CAB, ELECTRICAL
55.510.AH		CAB ROOF ELECTRICAL
55.510.AH		CAB ROOF ELECTRICAL
55.512.AA	01	RADIO
55.512.AA	01	RADIO, ANTENNA, SPEAKER
55.512.AA	02	ANTENNA, BUSINESS BAND
55.512.BL	01	PROPULSION HANDLE
55.518.AT		SYSTEM, WINDSHIELD WASHER
55.518.AV		WINDSHIELD WASHER FLUID SPRAY NOZZLE
55.518.AW		WIPER
55.520.AC		REMOTE SIEVE SWITCH ASSY
55.628.AP		ADJUSTER, CONCAVE T2/T4
55.628.AQ		POTENTIOMETER, CONCAVE ADJUST
55.640.AG	01	12/24V CONVERTER- MODULE EQUALIZER
55.640.BH	01	BRIDGE, H, ASSY
55.680.AA		HARNESS, STEERING VALVE, AUTOGUIDANCE
55.680.AL		AUTO GUIDANCE-READY, STEERING WHEEL SENSOR
55.680.AM		SMART STEER AUTO-GUIDANCE KIT - EDGE DETECTION SENSOR
55.680.AN	01	CONTROLLER, MODULE, AUXILIARY STEERING, AUTOGUIDANCE
55.785.AC		AUTO GUIDANCE-READY, AFS252 COMPLETING EXT
55.902.AA		MONITOR, MOUNTING PARTS
55.911.AA		GPS MOUNT
55.988.AD	01	WIRE HARNESS, SCR TREATMENT, 7230 T4
55.988.AD	02	WIRE HARNESS, SCR TREATMENT, 82/9230 T4
10.001.AK	01	FRAME,ENGINE 7230 T2/T4
10.001.AK	02	FRAME,ENGINE 82/9230 T2/T4
10.102.AW		OIL DRAIN LINES
10.202.AB		AIR CLEANER
10.202.AK	01	AIR INTAKE/AIR CLEANER 7230 T2
10.202.AK	02	AIR INTAKE/AIR CLEANER 7230 T4
10.202.AK	03	AIR INTAKE/AIR CLEANER 82/9230 T2
10.202.AK	04	AIR INTAKE/AIR CLEANER 82/9230 T4
10.206.AF		FUEL FILTER/WATER SEPARATOR
10.210.AO	01	FUEL FILTER/PUMP 72/82/9230 T2/T4
10.216.AI		TANK, MAIN FUEL

TABLE OF CONTENTS

10.216.BA	01	FUEL LINE & TANK, 7230 T2/T4
10.216.BA	02	FUEL LINE & TANK. 82/9230 T2/T4
10.254.AD	01	MUFFLER, EXHAUST/MUFFLER 7230 T2
10.254.AD	02	EXHAUST/MUFFLER 7230 T4
10.254.AD	03	EXHAUST/MUFFLER 7230 T4
10.254.AD	04	EXHAUST/MUFFLER 82/9230 T2
10.254.AD	05	EXHAUST/MUFFLER 82/9230 T4
10.254.AD	06	EXHAUST/MUFFLER 82/9230 T4
10.310.AE	01	TUBE, INTERCOOLER 7230 ONLY
10.310.AE	02	TUBE, INTERCOOLER 82/9230 ONLY
10.400.AK	01	COOLANT CIRCUIT 7230 T2/T4
10.400.AK	02	COOLANT CIRCUIT 82/9230 T2/T4
10.400.BF	01	COOLER ASSY., AIR DUCT, OIL COOLER, 7230
10.400.BF	01	COOLER BOX AND COOLERS- 7230 T2/T4
10.400.BF	02	COOLER ASSY., AIR DUCT, OIL COOLER 7230 , SHROUD
10.400.BF	02	COOLER BOX AND COOLERS 7230 T2/T4 CONTINUED
10.400.BF	03	COOLER ASSY, AIR DUCT, BOX 7230
10.400.BF	03	COOLER BOX FAN ASSY 7230 T2/T4
10.400.BF	04	COOLER ASSY, OIL COOLER, ASSY 82/9230
10.400.BF	04	COOLER BOX AND COOLERS 82/9230 T2/T4
10.400.BF	05	COOLER ASSY, AIR DUCT, SHROUD 82/9230
10.400.BF	05	COOLER BOX AND COOLERS 82/9230 T2/T4 CONTINUED
10.400.BF	06	COOLER ASSY, AIR DUCT, BOX 82/9230
10.400.BF	06	COOLER BOX AND FAN 82/9230 T2/T4
10.400.BH		COOLANT RESERVOIR
10.414.AC	01	FAN DRIVE 7230 T2/T4
10.414.AC	02	FAN DRIVE 82/9230 T2/T4
10.414.AD	01	FRONT ENGINE DRIVE COMPONENTS 7230 T2/T4
10.414.AD	02	FRONT ENGINE DRIVE COMPONENTS 82/9230 T2/T4
10.418.AA		BRUSH KIT, ROTARY DUST SCREEN
10.418.AH	01	ROTARY AIR SCREEN T2/T4 ASSY
10.418.AH	02	ROTARY AIR SCREEN DRIVE T2/T4
10.418.BD		ROTARY AIR SCREEN DUST SCREEN
10.418.BI		ROTARY AIR SCREEN DOOR ASSY
10.500.AA		DEF TANK 72/82/9230 T4
10.500.AD	01	DEF SUPPLY 7230 T4

TABLE OF CONTENTS

10.500.AD	02	DEF SUPPLY 82/9230 T4
39.000.00		SECTION INDEX - FRAMES
39.100.AB	01	FRAME, SELF-LEVELING
39.100.AB	02	FRAME, LOWER & PIVOT, CLEANING SHOE, SELF-LEVELING
39.100.AB	03	BRACKETS, FRONT SUPPORTING
39.101.AC		FRAME, THRESHING T2/T4
39.110.AM		HITCH, TRAILER
25.102.AT	01	PEDAL, DIFFERENTIAL LOCK
25.102.AT	02	CABLE, DIFFERENTIAL LOCK
25.310.AB	01	FINAL DRIVE, PLANETARY GEAR, STANDARD 13.09/1
25.310.AB	02	FINAL DRIVE, PLANETARY GEAR, STANDARD, 14.93/1
25.310.AB	03	FINAL DRIVE, PLANETARY GEAR, MUD, 14.93/1
25.310.AB	04	FINAL DRIVE, GEARBOX, TRACK ASSY, 13/110
25.310.AB	05	FINAL DRIVE, GEARBOX, TRACK ASSY, 11/111 HD2
25.310.AI		FINAL DRIVE, PLANETARY, MOUNTING HARDWARE
25.400.AD	01	FRONT AXLE EXTENSION - 7230
25.400.AD	01	FRONT AXLE, BEAM
25.400.AD	02	FRONT AXLE EXTENSION - PLANETARY
25.400.AD	02	MOUNTING, FRONT AXLE
25.400.AD	03	HALF-SHAFTS WITHOUT EXTENSIONS -
25.400.AD	03	MOUNTING, FRONT AXLE
25.400.AD	04	FRONT AXLE, DRIVE SHAFT
25.400.AD	04	HALF-SHAFTS WITHOUT EXTENSIONS - 7230
35.106.AD		HYDRAULIC- PFC PUMP
35.106.AN		PUMP, HYD. ROTOR
35.106.AO	01	HYDRAULICS- PTO(1)
35.106.AO	02	HYDRAULICS- PTO(2)
35.106.AO	03	HYDRAULICS- PTO(3)
35.106.AO	04	HYDRAULIC CLUTCH VALVE PLUMBING
35.106.AO	05	HYDRAULIC LINES, PTO 1
35.106.AQ		PTO FILTER ASSY
35.220.AA	01	PUMP, TRIPLE GEAR
35.220.AA	02	PUMP, HYD. FEEDER
35.220.AA	03	MOTOR, HEADER - FEEDER
35.220.AA	04	MOTOR, HYDRAULIC - SPREADER W/ DRAIN
35.220.AA	05	MOTOR, HYDRAULIC- SPREADER W/SENSOR

TABLE OF CONTENTS

35.300.AD	01	RESERVOIR HYDRAULIC HOSES
35.300.AD	02	PTO, VALVES & TUBES, ENGINE GEARBOX
35.300.AE	01	VALVE, HYDRAULIC PTO/CHARGE REGULATOR - CONNECTORS
35.300.AE	02	VALVE, HYDRAULIC PTO/CHARGE REGULATOR - COMPONENTS
35.300.AN		FILTERS AND MAIN STACK VALVE
35.300.AN	01	HYDRAULIC RESERVOIR RETURN FILTER ASSY
35.300.AN	02	HYDRAULIC CHARGE FILTER ASSY
35.300.AQ		RESERVOIR- OIL, HYDRAULIC
35.300.BC		ENGINE HYDRAULICS FRONT 82/9230
35.300.BQ		ACCUMULATOR - RIDE CONTROL
35.322.BF		MANIFOLD, CHARGE PRESSURE
35.353.AE	01	HYDRAULIC SYSTEM, TRACK ASSY, MAIN FRAME
35.353.AE	02	HYDRAULIC LINE, TRACK ASSY, WIDE
35.353.AE	03	HYDRAULIC LINE, TRACK ASSY, EU, 24IN
35.353.AE	04	HYDRAULIC LINE, TRACK ASSY, EU 30IN
35.359.AB	01	HYDRAULIC MAIN VALVE BREAKDOWN
35.359.AB	02	VALVE, FEEDER LIFT
35.359.AB	03	VALVE, FEEDER/HEADER LIFT CONTROL
35.359.AB	04	VALVE, FEEDER/HEADER LIFT CONTROL
35.359.AB	05	VALVE, FEEDER STACK W/ LATERAL TILT
35.359.AB	06	VALVE ASSEMBLY- LATERAL TILT FEEDER
35.359.AB	07	HYDRAULIC MAIN VALVE INSTALLATION
35.359.AB	08	VALVE, HYDRAULIC - MAIN STACK
35.359.AB	09	CONNECTORS, VALVE STACK, W/LATERAL TILT
35.359.AB	10	VALVE, FEEDER STACK, FIXED
35.359.AB	11	VALVE, FEEDER STACK, FIXED, FEEDER VALVE BREAKDOWN
35.359.AE	01	HYDRAULIC MAIN VALVE AND TUBES 7230
35.359.AE	02	HYDRAULIC MAIN VALVE AND TUBES CONTINUED 7230
35.359.AE	03	HYDRAULICS - FEEDER STACK VALVE
35.430.AG		COUPLING BLOCK, HEADER
35.440.AB	01	UNLOADER SWING CYLINDER AND LINES, LC VERSION, MAN
35.440.AB	02	UNLOADER SWING CYLINDER AND LINES, LC VERSION, POWER
35.440.AB	03	UNLOADER SWING CYLINDER AND LINES, HC VERSION, POWER
35.440.AB	04	UNLOADER SWING CYLINDER AND LINES, HC VERSION, MAN
35.440.AB	05	HYDRAULIC UNLOADER CLUTCH DUAL DRIVE
35.440.AC		HYDRAULIC CYLINDER, UNLOADING AUGER, SWING, LC VERSION

TABLE OF CONTENTS

35.440.BC	01	MANIFOLD, HYD, UNLOAD AUGER, COVERS, POWER EXTENSIONS
35.440.BC	02	MANIFOLD, HYD, UNLOAD AUGER, HC, COVERS, POWER
35.440.BC	03	MANIFOLD, HYD, UNLOAD AUGER, HC, MAN EXTENSIONS
35.440.BC	04	MANIFOLD, STANDARD COVERS, POWER EXTENSIONS
35.440.BC	05	MANIFOLD, HC COVERS, POWER EXTENSIONS BREAKDOWN
35.440.BC	06	MANIFOLD, HC COVERS, MANUAL EXTENSIONS BREAKDOWN
35.440.BE	01	HYDRAULICS, LC VERSION, GRAIN COVER
35.440.BE	02	HYDRAULICS, HC VERSION, GRAIN COVER
35.536.AA	01	CYLINDER, FEEDER LIFT
35.536.AA	02	HEAVY DUTY FEEDER LIFT
35.536.AB		HYDRAULICS FEEDER LIFT
35.536.AJ		MOTOR, HYDRAULIC - ROTOR
35.568.AA		HYDRAULIC VALVE, KNIFE ASSY
35.780.AD	01	FIXED SPEED - FEEDER/HEADER DRIVE HYDRAULICS
35.780.AD	02	VARIABLE SPEED FEEDER/HEADER DRIVE
35.794.AJ		HYDRAULIC MOTOR, CLEANING FAN DRIVE; NARROW TIRE OPTION
35.796.AC		HYDRAULICS- SPREADER DRIVE
35.796.AC	01	CHAFF SPREADER, HYDRAULIC SYSTEM
35.796.AC	02	CHAFF SPREADER, HYDRAULIC LINE, PUMP
35.796.AF		VALVE, CHAFF SPREADER
35.796.AF	01	SPREADER CONTROL VALVE, MOUNT
35.796.AF	02	SPREADER CONTROL VALVE, CONNECTORS
35.796.AF	03	SPREADER CONTROL VALVE, COMPONENTS
35.904.AD	01	VALVE, CLEANING FAN
35.904.AD	02	VALVE ASSEMBLY, CLEANING FAN
35.904.AD	03	VALVE, CLEANING FAN
35.904.AD	04	VALVE ASSEMBLY, CLEANING FAN
35.904.AF	01	HYDRAULICS, CLEANING FAN
35.904.AF	02	HYDRAULICS, CLEANING FAN CONT
35.904.AF	03	ENGINE HYDRAULICS REAR 7230
35.904.AF	04	ENGINE HYDRAULICS FRONT 7230 ONLY
35.904.AF	05	HYDRAULIC LINES - CLEANING FAN DRIVE; NARROW TIRE OPTION
35.904.AF	06	ENGINE HYDRAULICS REAR 82/9230
29.100.AB	01	HYDROSTATIC PUMP, PTO
29.100.AB	02	HYDROSTATIC PUMP, COMPONENTS
29.100.AO	01	HYDROSTATIC PUMP, HYDRAULIC SYSTEM, DRIVE

TABLE OF CONTENTS

29.100.AO	02	HYDROSTATIC PUMP, HYDRAULIC SYSTEM, DRIVE 125CC
29.100.AO	03	HYDROSTATIC PUMP, HYDRAULIC SYSTEM, DRIVE, VARIABLE
29.218.AD		VALVE ASSEMBLY- LATERAL TILT FEEDER
29.218.AH		HYDROSTATIC MOTOR, 107CC OR 125CC
29.300.AF		MOTOR, HYDROSTATIC, PRA
29.300.AK		HYDRAULIC VALVE, PGA
29.300.AP	01	HYDRAULIC SYSTEM, REAR AXLE PGA
29.300.AP	02	DUAL SPEED PRA AXLE
29.300.AP	02	HYDRAULIC SYSTEM, REAR AXLE, PRA
29.300.AP	03	PLUGS, LESS POWERED REAR AXLE
29.300.AT		DUAL SPEED - POWERED REAR AXLE
31.142.AI	01	PTO, VALVE - CLUTCH CONTROL
31.142.AI	01	VALVE, HYDRAULIC
31.146.AB	01	PTO, OUTPUT GEARS, ENGINE GEARBOX
31.146.AB	02	PTO, COVERS, OUTPUT GEARS, ENGINE GEARBOX
31.146.AB	03	PTO, CLUTCHES & VALVES, ENGINE GEARBOX
31.146.AB	04	MANIFOLD, DRAIN
31.146.AB	05	SHAFT, CLUTCH PTO
05.100.01		INITIAL STOCKING LIST
05.100.03		FILTERS AND CAPACITIES
05.102.AA	01	FIRE EXTINGUISHER - EU MODELS ONLY
05.102.AA	02	FIRE EXTINGUISHER - NA
05.102.AA	02	FIRE EXTINGUISHER, NA ONLY
05.102.AB		PRINTER, CAB
14.000.00		SECTION INDEX - LIVE PTO
14.100.AN		PTO, CLUTCH
14.100.AP		PTO, ROTOR VARIATOR ASSY, ENGINE GEARBOX
90.102.BU	03	SHIELD, PLATFORM, TRACK ASSY, EU, -YEG AND AFTER
90.110.AU	01	L.H. INNER TRIM ASSEMBLY
90.110.AU	02	SUPPORT, LH REAR SHIELD
90.110.AU	03	BRKT, LH LT REAR BUMPER MOUNT ASM
90.110.AU	04	BRKT, TRIM SUPPORT LHS
90.110.AU	05	TRIM SUPPORT ASSY R.H
90.110.AU	06	BRACKET, RUBBER PAD, STOP
90.110.AU	07	BRKT, RH REAR & DOOR PROP ROD
90.110.AU	08	BRACKET, TRIM SUPPORT RHS

TABLE OF CONTENTS

90.110.AU	09	BRACKET, LATCH HOOK, RH, MIDDLE
90.110.AU	10	BRACKET, RH, SUPPORT, FRONT
90.110.AU	11	BRACKET, LH, SUPPORT, FRONT
90.118.AC	01	OPERATOR'S LADDER, PLATFORM, LH, ASSY
90.118.AC	02	PLATFORM, FRONT, LH
90.118.AC	03	PLATFORM, FRONT, RH
90.118.AC	04	OPERATOR'S LADDER, PLATFORM, LH, ASSY, EU ONLY
90.118.AE		OPERATOR'S LADDER, LH, ASSY
90.118.BL	01	LADDER, PLATFORM, REAR
90.118.BL	02	ARM, LADDER, REAR
90.118.BM	01	MIRROR, MANUAL
90.118.BM	02	ELECTRIC MIRROR
90.118.CB		PLATFORM, REAR, LADDER
90.120.AE		SEAT, OPERATOR, CUSHION - CUT & SEWN/FABRIFORM
90.120.AI		SEAT, OPERATOR LUMBER ADJUSTING, CUT & SEWN/FABRIFORM
90.120.BA		SEAT, BACK & SLIDING GUIDES, CUT & SEWN/FABRIFORM
90.120.BC		SEAT, SUSPENSION UNIT, CUT & SEWN/FABRIFORM
90.124.AH		SEAT, CUSHION, LUXURY/LUXURY W/ SEMI-ACTIVE SUSPENSION
90.124.AL		SEAT, BACK, LUMBAR, AND SLIDES
90.124.AN		SEAT, SEMI-ACTIVE SUSPENSION
90.150.AC		CAB FRAME
90.150.AD		CAB SHELL, ACCESS COVER
90.150.BG	01	INNER ROOF
90.150.BG	02	OUTER ROOF
90.150.BI		MOUNT, CAB
90.150.BJ		COVER, CHINSKIRT
90.151.AC		SEAT, INSTRUCTOR
90.151.AD		SEAT BELT, INSTRUCTOR/OPERATOR
90.151.AE		SUN VISOR, LH/REAR, LUXURY CAB
90.151.AN		CONSOLE, RH, CONTROL PANEL
90.151.AN		CONSOLE, RH, CONTROLS
90.151.AO		STORAGE DECK, LUXURY CAB
90.151.AP		CONSOLE, R.H., TOUCH SCREEN DISPLAY
90.151.AP		PAD ASSY, RH CONSOLE, DELUXE & LUXURY
90.154.AA	01	RH CAB DOOR
90.154.AA	02	LH CAB DOOR

TABLE OF CONTENTS

90.154.AC	01	HANDLE, LUXURY CAB
90.156.AB		REAR WINDOW
90.160.AH	01	REAR LINERS, NO STORAGE
90.160.AH	02	CAB STORAGE BOX, DELUXE CAB/LUXURY CAB
90.160.AH	03	REARLINERS, STORAGE, LUXURY CAB
90.160.AX		HEADLINER
90.160.BC	01	SIGNAL PLATES, REAR - EU - 72/82/9230
90.160.BC	02	SIGNAL PLATES, FRONT - EU - 72/82/9230
90.160.BI		FLOOR MAT
90.160.BL		CAB, DELUXE & LUXURY FINISHING
60.105.AB		CHAIN ASSY AND FEEDER SLATS
60.110.AA	01	LATERAL TILT FEEDER, PIVOT FRONT FACE HARDWARE
60.110.AA	02	FEEDER ADAPTER, FIXED
60.110.AD	01	FEEDER FRAME
60.110.AD	02	FEEDER HOUSING AND SHIELDS
60.110.AD	03	FRONT GUARD - EU - 72/82/9230
60.110.AF	01	FEEDER FLOOR AND CHAINS - WITHOUT ROCK TRAP
60.110.AF	02	FEEDER FLOOR AND CHAINS - WITH ROCK TRAP
60.110.AF	03	NON STONE TRAP ASSY
60.110.AL	01	LATERAL TILT FEEDER ADAPTER
60.110.AL	02	LATERAL TILT ASSY
60.110.AT		FEEDER IDLER ROLLER
60.112.AA	01	STONE TRAP AND ROLLER
60.112.AA	02	STONE TRAP SUMP COVER
60.150.AO	01	DRIVE SHAFT, FEEDER/HEADER
60.150.AO	02	DRIVE SHAFT, LOWER - FEEDER/HEADER
60.150.AO	03	DRIVE SHAFT, LOWER - FEEDER/HEADER
60.150.AO	04	DRIVE SHAFT, UPPER - FEEDER/HEADER
60.150.AO	05	PIVOT SHAFT, FEEDER/HEADER
60.150.AU	01	GEARBOX, FEEDER/HEADER, W/PTO, FIXED SPEED (RWLD & EU
60.150.AU	02	GEARBOX, FEEDER/HEADER, W/PTO, VARIABLE SPEED
60.150.AU	03	GEARBOX, FEEDER CONVEYOR DRIVE, WITH ROCK TRAP
60.150.AU	04	GEARBOX, HEADER/FEEDER, VARIABLE SPEED, OUTPUT HALF
60.150.AU	05	GEARBOX, HEADER/FEEDER, VARIABLE SPEED, INPUT HALF
60.150.AU	06	GEARBOX, HEADER/FEEDER - FIXED SPEED, OUTPUT HALF
60.150.AU	07	GEARBOX, HEADER/FEEDER - FIXED SPEED, INPUT HALF

TABLE OF CONTENTS

27.100.AB	01	REAR AXLE ASSY, POWERGUIDE (PGA)
27.450.AL		REAR AXLE, MOTOR PGA
27.450.AL	02	REAR AXLE, HYDRAULIC MOTOR, VALVE
27.550.AJ		REAR AXLE ASSY, STANDARD
27.550.AM		REAR AXLE, STEERING KNUCKLE, HUB, STANDARD
73.210.AB		TENSIONER - STRAWCHOPPER
73.210.AD	01	STRAWCHOPPER DRIVE W/ REMOTE SHIFT-BELTS AND PULLEYS
73.210.AD	02	STRAWCHOPPER DRIVE-PULLEYS AND BELTS
73.210.AV		STRAWCHOPPER DRIVE PULLY, SPLINED
73.210.AW		STRAWCHOPPER DRIVE, STANDARD
73.230.AG	01	DEFLECTOR, R.H. CHOPPER DISCHARGE
73.230.AG	02	DEFLECTOR, REMOTE ADJUSTABLE CHOPPER DISCHARGE
73.230.AG	03	SPREADER INSTALLATION
73.230.AK		DIA KIT: KNIFE FRAME, FIXED
73.230.AK	02	ADJUSTER, HYDRAULIC SYSTEM, KNIFE ASSY
73.230.AK	03	KNIFE ASSY, STANDARD
73.230.AM	01	CHOPPER BODY ASSY, 28 KNIVES
73.230.AM	02	CHOPPER BODY ASSY, MAGNACUT, 120 KNIVES
73.230.AO		STRAW SPREADER SUPPORTS
73.230.AP	01	LINKAGE, KNIFE HOLDER, MECHANICAL
73.230.AQ		SPREADER HOOD
73.230.AQ		STRAW SPREADER COMPONENTS
73.335.AB	01	CHAFF SPREADER, DISC, ASSY
73.335.AB	02	DISC, CHAFF SPREADER, SUPPORT TUBE
73.335.AB	03	LATCH, CHAFF SPREADER, LH, RH
73.335.AB	04	PAN, CHAFF SPREADER
73.335.AK		OSCILLATING CHAFF PAN
73.335.AK	01	CURTAIN, CHAFF SPREADER, LH
73.335.AK	02	CURTAIN, CHAFF SPREADER, RH
73.335.AK	04	PAN, CHAFF SPREADER, VERTICAL
73.410.AC	01	SPREADER, CROP DIVIDER
73.410.AC	02	SPREADER ADJUSTMENT
73.410.AC	03	SPREADER ACCESS COVER
72.220.AC		GRATE COVER, BEATER DISCHARGE
72.350.AA		TENSIONER ASSEMBLY, BEATER DRIVE
72.350.AF		BEATER, DISCHARGE

TABLE OF CONTENTS

72.350.AH		BEATER DRIVE (BELT)
72.350.AJ		BEATER DRIVES
72.420.AM	01	ROTOR CAGE
72.420.AM	02	FRONT FILLER PLATE, ROTOR CAGE
72.420.AM	03	REAR FILLER PLATE, ROTOR CAGE
72.420.AM	04	ROTOR CAGE FILLER PLATE, FRONT AND REAR 7/8/9230
41.101.AB		STEERING COLUMN
41.101.AB		STEERING COLUMN, EXTERNAL COMPONENTS
41.101.AE		STEERING COLUMN, INTERNAL COMPONENTS
41.106.AC		DRIVE SHAFTS AND RODS, TRACK - NA ONLY
41.106.AJ		STEERING WHEEL, DELUXE AND LUXURY
41.200.AO	01	HYDRAULIC STEERING PLUMBING 7230
41.200.AO	02	HYDRAULIC STEERING PLUMBING
41.200.CA	01	STEERING CONTROL VALVE
41.200.CA	02	STEERING CONTROL VALVE, MOUNTING
41.206.AA		PUMP, STEERING
41.216.AN		STEERING CYLINDER
41.216.AO		STEERING CYLINDER, REAR
41.432.AC		HYDRAULIC SYSTEM, AUTOGUIDANCE
41.432.AE		AUTO GUIDANCE-READY, HYDRAULIC VALVE W/PRESSURE RELIEF
41.432.AE	01	STEERING CONTROL VALVE, AUXILIARY STEERING,
41.432.AE	02	MANIFOLD, VALVE, STEERING AUTOGUIDANCE BREAKDOWN
66.101.AP	01	TRANSITION CONE
66.101.AR		FEEDPLATE
66.105.AK	01	CONCAVES, ROUND BAR HT
66.105.AK	02	GRATE, SLOTTED
66.105.AK	03	MODULES, CONCAVES AND GRATES
66.105.AK	04	CONCAVES, SMOOTH
66.105.AK	05	HARD THRESHING ASSY
66.105.AO	01	CONCAVES, SMALL GRAIN HT
66.105.AO	02	CONCAVES, LARGE WIRE
66.105.AO	03	CONCAVES, ROUND BAR CORN BEAN
66.105.AO	04	GRATES, LARGE SKIP WIRE HT/ NON-HT
66.260.AU	01	PTO, INPUT SHAFT, ENGINE GEARBOX
66.260.AU	02	PAN, PTO GEARBOX
66.260.AU	03	PAN, PTO DIPSTICK ASSEMBLY

TABLE OF CONTENTS

66.320.AS	01	ROTOR VARIATOR 72/8230
66.320.AS	02	ROTOR VARIATOR - 9230
66.330.AN	01	ROTOR, LARGE TUBE
66.330.AN	02	ROTOR, SMALL TUBE
66.330.AN	03	RASP BARS/STRAIGHT BARS- LARGE TUBE ROTORS
66.330.AN	04	RASP BARS/STRAIGHT BARS- SMALL TUBE ROTORS
66.331.AB	01	SHIFTING COMPONENTS, ROTOR GEARBOX
66.331.AB	02	GEARBOX, ROTOR - 3 SPEED
66.331.AB	03	INPUT SHAFT & GEARS, ROTOR GEARBOX
66.331.AB	04	TRANSFER SHAFT & GEARS, ROTOR GEARBOX
66.331.AB	05	OUTPUT SHAFT & GEARS, ROTOR GEARBOX
66.331.AE		ROTOR IMPELLER
66.331.AJ	01	BEARING SUPPORT, ROTOR
66.331.AJ	02	BEARING PLATE
66.331.AJ	03	BEARING PLATE
66.360.AH		FRAME, SEPARATOR
48.000.00		SECTION INDEX - SUSPENSION AND TRACKS
48.100.AE		TRACK DRIVE - RUBBER TRACK; NA ONLY
48.100.AE	01	TRACK ASSY, EU, 24 IN
48.100.AE	02	TRACK ASSY, EU, WIDE
48.100.AE	03	RUBBER TRACK, EU 24 IN
48.100.AE	04	RUBBER TRACK, EU, WIDE
48.110.AC		TRACK DRIVE - ROLLER BEAM - NA ONLY
48.120.AT	01	TRACK ASSY, ROLLER, 24IN
48.120.AT	02	TRACK ASSY, ROLLER 30IN
48.130.AJ	01	TRACK DRIVE, FINAL - NA ONLY
48.130.AJ	02	TRACK DRIVE - REAR IDLER WHEELS AXLE - NA ONLY
48.130.AJ	03	TRACK DRIVE - FRONT IDLER WHEELS AXLE - NA ONLY
48.130.AN		TRACK DRIVE - UNDERCARRIAGE - NA ONLY
48.130.AX		TRACK DRIVE - YOKE FRAME - NA ONLY
48.134.AA	01	TRACK ASSY, IDLER, FRONT 24IN
48.134.AA	01	TRACK DRIVE - IDLER WHEELS - NA ONLY
48.134.AA	02	AXLE ASSEMBLY FRONT IDLER
48.134.AA	02	TRACK ASSY, IDLER, REAR 24IN
48.134.AA	03	PIVOT ASSEMBLY FRONT AXLE
48.134.AA	03	TRACK ASSY, FRONT, PIVOT

TABLE OF CONTENTS

48.134.AA	04	TRACK ASSY, IDLER, FRONT 30IN
48.134.AA	05	TRACK ASSY, IDLER, REAR 30 IN
48.134.AA	06	TRACK ASSY, FRONT, PIVOT 30IN
48.134.AJ	01	TRACK TENSIONING HYDRAULIC PLUMBING -NA ONLY
48.134.AJ	02	TRACK HYDRAULICS- NA ONLY
48.134.AJ	03	TRACK DRIVE - TENSIONING MECHANISM, ADJUSTER-RECOIL - NA
48.138.AB	01	UNDERCARRIAGE, EU 24 IN
48.138.ab	02	UNDERCARRIAGE, EU 30 IN
21.114.AL		MECHANICAL TRANSMISSION, COMPLETE
21.130.BC		MECHANICAL TRANSMISSION, GEARSHIFT CONTROL
21.130.BF	01	TRANSMISSION HOUSING, MECHANICAL TRANSMISSION, HOUSING,
21.130.BF	02	TRANSMISSION HOUSING, STANDARD
21.140.AE		GEARBOX, DRIVE SHAFT
21.140.AK	01	GEARBOX, DIFFERENTIAL, AXLE HOUSING, 16/71 W DIFFERENTIAL
21.140.AK	02	GEARBOX, DIFFERENTIAL, AXLE HOUSING 16/71 STANDARD
21.140.AK	03	GEARBOX, DIFFERENTIAL, AXLE HOUSING 20/61 STANDARD
21.140.AQ		GEARBOX, INPUT SHAFT
21.182.AA		DIFFERENTIAL LOCK CONTROL
21.182.AB		DIFFERENTIAL LOCK
21.182.AF	01	DIFFERENTIAL ASSY, 16/71 LOCKING
21.182.AF	02	DIFFERENTIAL ASSY, 16/71 NON-LOCKING
21.182.AF	03	DIFFERENTIAL, STANDARD NON-LOCKING 20/61 RATIO
44.511.AD		DUAL WHEELS MOUNTING
44.511.AG	01	WHEEL, FRONT-800/70R38
44.511.AG	02	WHEEL, FRONT-900/60R32
44.511.AG	03	WHEEL, FRONT-900/65R32, NA AND ANZ ONLY
44.511.AG	04	WHEEL, FRONT, FLOTATION, 76X50, NA AND ANZ ONLY
44.511.AG	05	WHEEL, DUAL FRONT, 620/70R42, NA AND ANZ ONLY
44.511.AG	06	WHEEL, DUAL FRONT, 710/70R42, EU ONLY
44.511.AG	07	WHEEL, DUAL FRONT, 520/620, NA ONLY
44.511.AG	08	WHEEL, FRONT, 76X50 FLOATATION, 32X44DWM, NA ONLY
44.511.AG	09	WHEEL, FRONT,900/75R32, NA AND ANZ ONLY
44.511.AG	10	WHEEL, FRONT,520/85R42
44.511.AG	11	WHEEL, FRONT, 1050/50R32 EU ONLY
44.520.AF	01	WHEEL, REAR STEERING, 500/85R24, EU ONLY
44.520.AF	02	WHEEL, REAR STEERING, 540/65R30, NA 7230 ONLY

TABLE OF CONTENTS

44.520.AF	03	WHEEL, REAR STEERING, 600/65R28
44.520.AF	04	WHEEL, REAR STEERING, 600/70R28
44.520.AF	05	WHEEL, REAR STEERING, 750/65R26, NA AND ANZ ONLY

SECTION INDEX

Machine completion and equipment

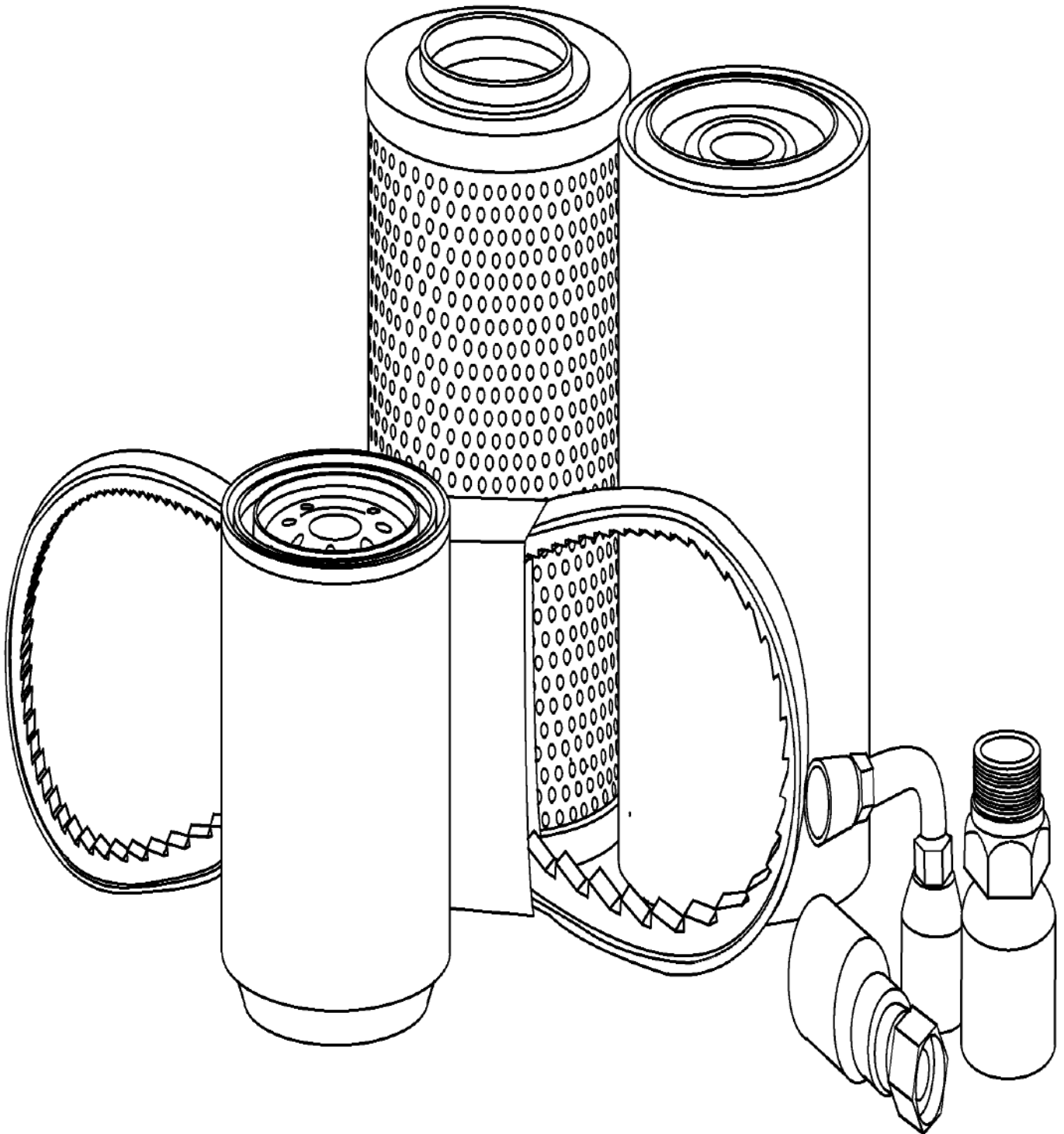
05.100.01		INITIAL STOCKING LIST
05.100.03		FILTERS AND CAPACITIES
05.102.AA	01	FIRE EXTINGUISHER - EU MODELS ONLY
05.102.AA	02	FIRE EXTINGUISHER, NA ONLY
05.102.AA	02	FIRE EXTINGUISHER - NA
05.102.AB		PRINTER, CAB

05.100.01

p1

10/201
3

INITIAL STOCKING LIST



INITIAL STOCKING LIST

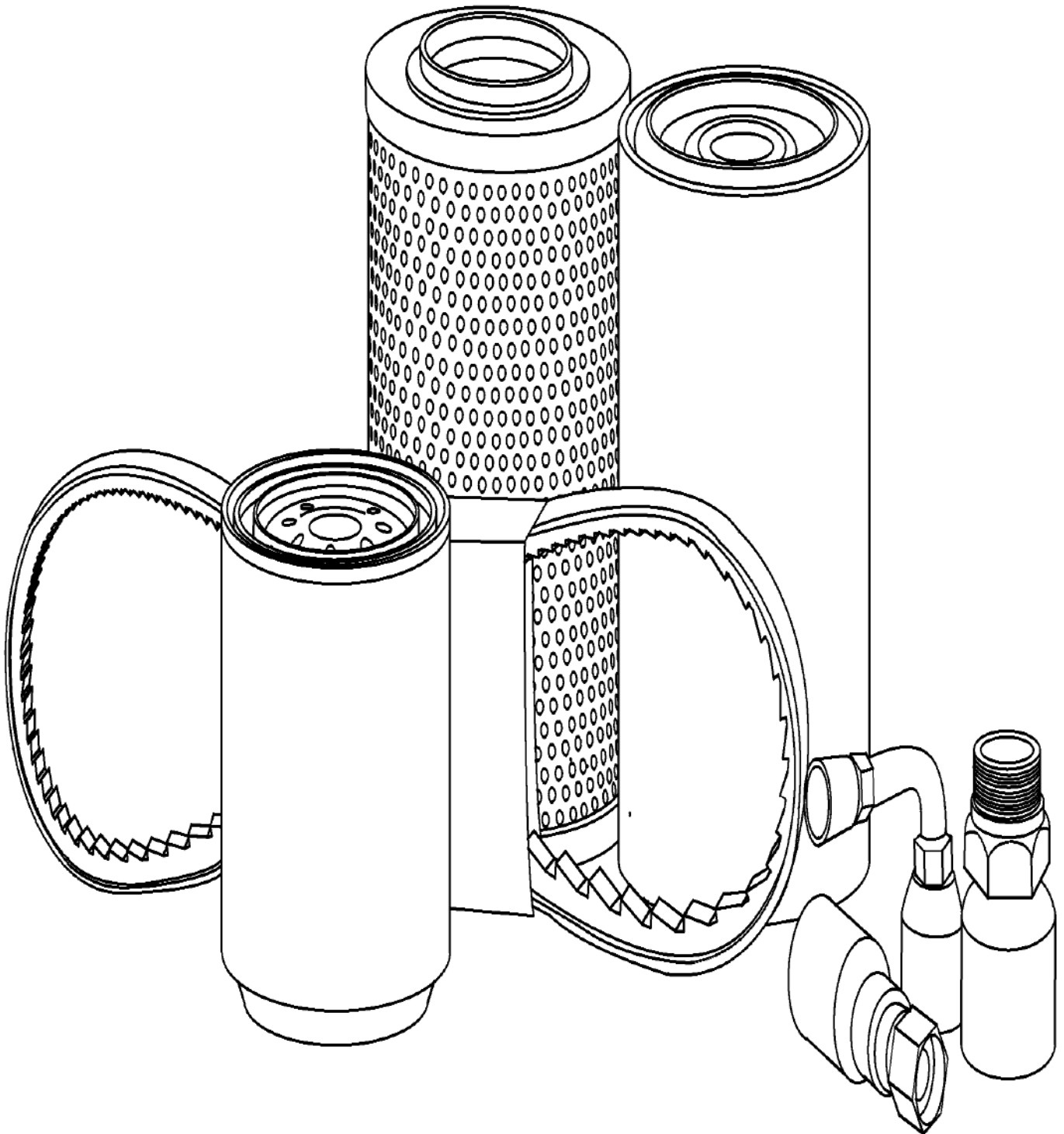
REF FN	PART NUMBER	YR/SN	QTY DESCRIPTION
	254353A1		HYDRAULIC OIL FILTER 11.6 Long, Hydro Charge
	277311A1		HYDRAULIC OIL FILTER 14.4 Long (Located By Main Stack Valve)
	294721A1		HYDRAULIC OIL FILTER PTO 1
	5801439820		FUEL FILTER Primary Engine, C13, 82/9230 Only
	5801364481		FUEL FILTER Primary Engine, C9 7230 Only, Replaces 504199551
	84346773		ENGINE OIL FILTER 7230 Requires Quantity (1), 82/9230 Requires Quantity (2)
	84348882		FUEL FILTER W/ Water Sensor (Not Included)
	84386217		FUEL FILTER DEF Service
	84305935		AIR FILTER Outer
	84305930		AIR FILTER Inner
	87682993		AIR FILTER Cab Blower
	84247607		BELT 82/9230 Alternator Drive
	84223612		BELT 82/9230 A/C Drive
	84345673		BELT Unloading, Dual Drive, See Page 80.180.12
	84345674		BELT Unloading, Dual Drive, See Page 80.180.12
	84376860		BELT Unloading Drive, Standard
	86514512		V-BELT 0.49" W x 142.50" L Rotary Air Screen
	86517680		V-BELT 0.63" W x 119.90" L, 3 Ribs Strawchopper/Beater Drive
	86975809		V-BELT 0.88" W x 72.60" L Bubble Up/Grain Elevator Drive
	87283139		V-BELT 22.33 mm W x 4622.80 mm L Tailings Drive
			7230 8230 9230

05.100.01

p2

10/201
3

INITIAL STOCKING LIST



INITIAL STOCKING LIST

REF FN	PART NUMBER	YR/SN	QTY DESCRIPTION
	86517680		V-BELT 0.63" W x 119.90" L, 3 Ribs Strawchopper Drive
	87526140		SET OF BELTS 12.70 mm W x 1595.00 mm L Fan Drive 7230
	87607871		V-BELT 12.45 mm W x 2190.00 mm L Rotary Air Screen Drive, 7230 only
	87733431		V-BELT 12.45 mm W x 2203.87 L Fan Drive 82/9230 Only
	87671291		SET OF BELTS 12.70 mm W x 1697.40 mm L Fan Drive 82/9230
	9842161		V-BELT 0.49" W x 146.10" L Rotary Air Screen Drive 82/9230 Only
	84292639		BELT 7230 Engine Drive
	87317063		BELT 22.33 mm W x 3651.00 mm L Shoe Drive
	84179642		CHAIN (AG) Non-Rock Trap, U Shaped Slats
	84345681		CHAIN (AG) Unload Drive, Dual Drive
	84351953		CHAIN (AG) Unload Drive, Dual Drive
	84375704		CHAIN (AG) Unload Chain, Standard
	87281911		ELEVATOR CHAIN Grain Elevator Chain, Complete
	87470736		CHAIN Bubble Up Drive
	87470737		CHAIN Grain Elevator Drive
	278820A5		RASP BAR Spike, Ext Wear
	278821A3		RASP BAR W/O Spike, Ext Wear
	84164540		RASP BAR W/O Spike, Std
	87368806		RASP BAR Spike, Ext Wear
	87368807		RASP BAR Extended Wear, Small Grain, Abrasion Resistant, , W/O Spike, 28 Degree
	84237553		CONCAVE RH, Small Grain
	84237554		CONCAVE LH, Small Grain
	84237555		CONCAVE RH, Large Wire
	84237556		CONCAVE LH, Large Wire

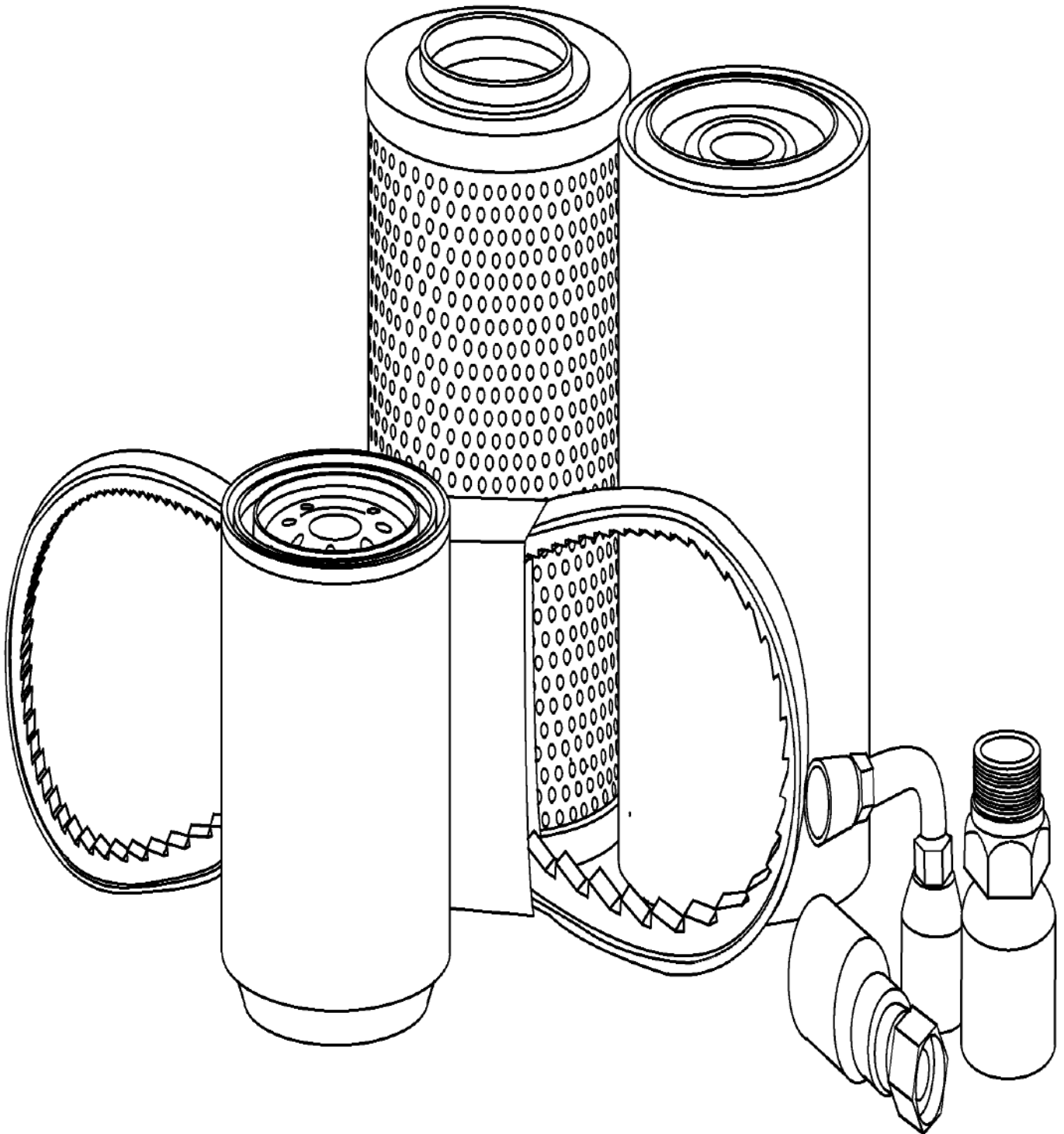
7230 8230 9230

05.100.01

p3

10/201
3

INITIAL STOCKING LIST

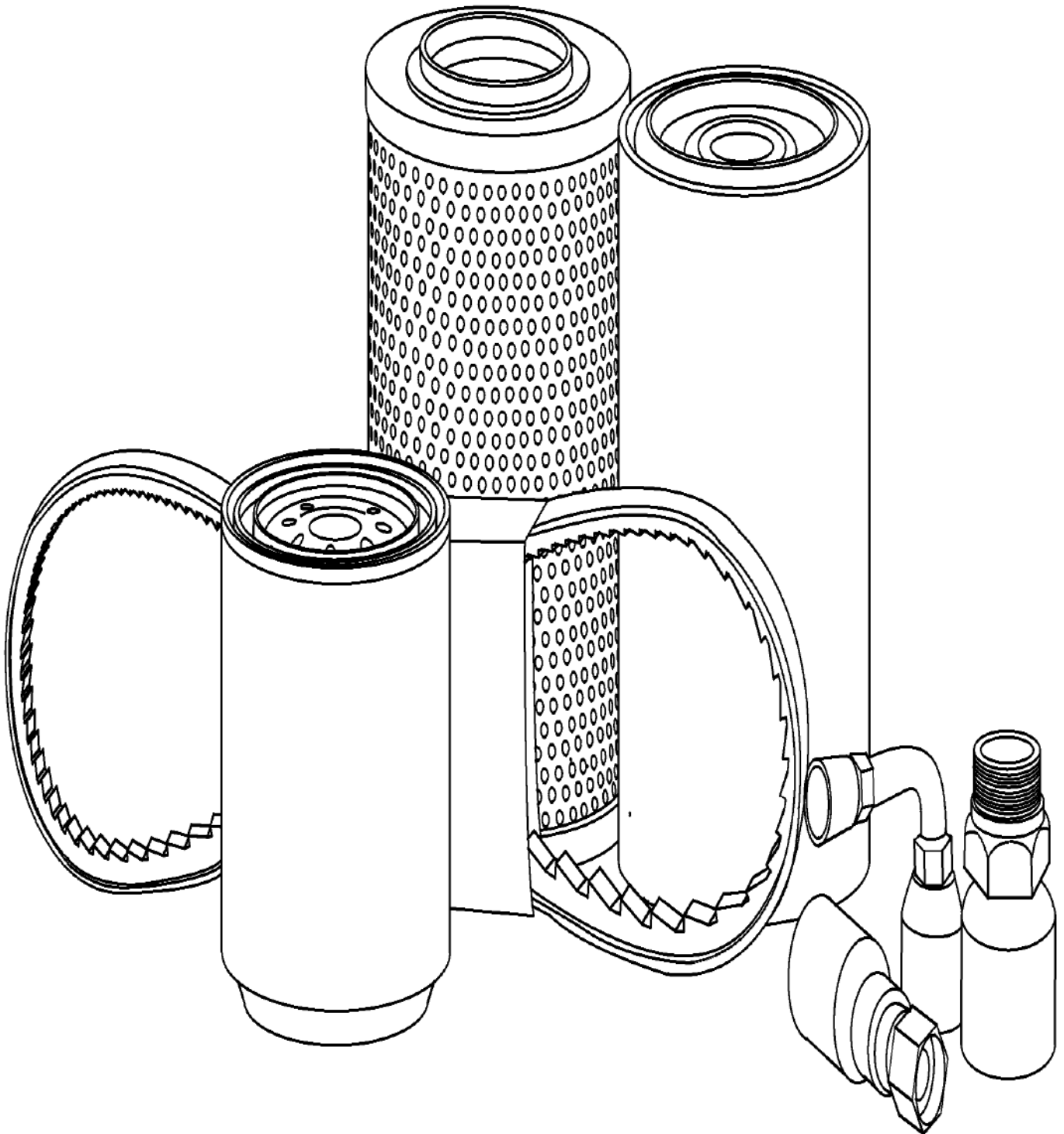


INITIAL STOCKING LIST

REF FN	PART NUMBER	YR/SN	QTY DESCRIPTION
	84237557		CONCAVE LH, Large Wire, Heat Treated
	84237558		CONCAVE RH, Large Wire, Heat Treated
	84247321		CONCAVE LH, Round Bar, Heat Treated
	84247322		CONCAVE RH, Round Bar, Heat Treated
	84247323		MODULE LH, Round Bar
	84247324		MODULE RH, Round Bar
	84332255		WIRE LH, Large Skip Wire
	84332258		WIRE RH, Large Skip Wire
	84332259		WIRE LH, Small Grain
	84332260		WIRE RH, Small Grain
	84222922		KIT U Shaped Slat, Serrated, Includes Nut And Bolt, Used With 4 Strand Chain
	84232968		SERVICE KIT Chopper Blades, Includes 6 Blades (Serrated), 6 Nuts, 6 Bolts
	84384003		SERVICE KIT Chopper Blades(Non-Serrated), Includes 4 Blades, 4 Nuts, 4 Bolts
	84424430		SERVICE KIT Stationary Blades, 4 Blades, 6 Nuts and Bolts
	84525580		CHAIN Unload Drive, Dual Drive
	87106338		BOLT Vane
	87107892		ANGLE Vane
	87280494		BLADE Chopper, STD Cut
	87280980		SERVICE KIT Blades (2), Bolts(4), and Nuts(4)
	87376702		KIT Rotor Impeller
	87717923		STIFFENER Vane
	87717924		STIFFENER Vane
	246309		SHEAR BOLT Single Unload

7230 8230 9230

FILTERS AND CAPACITIES

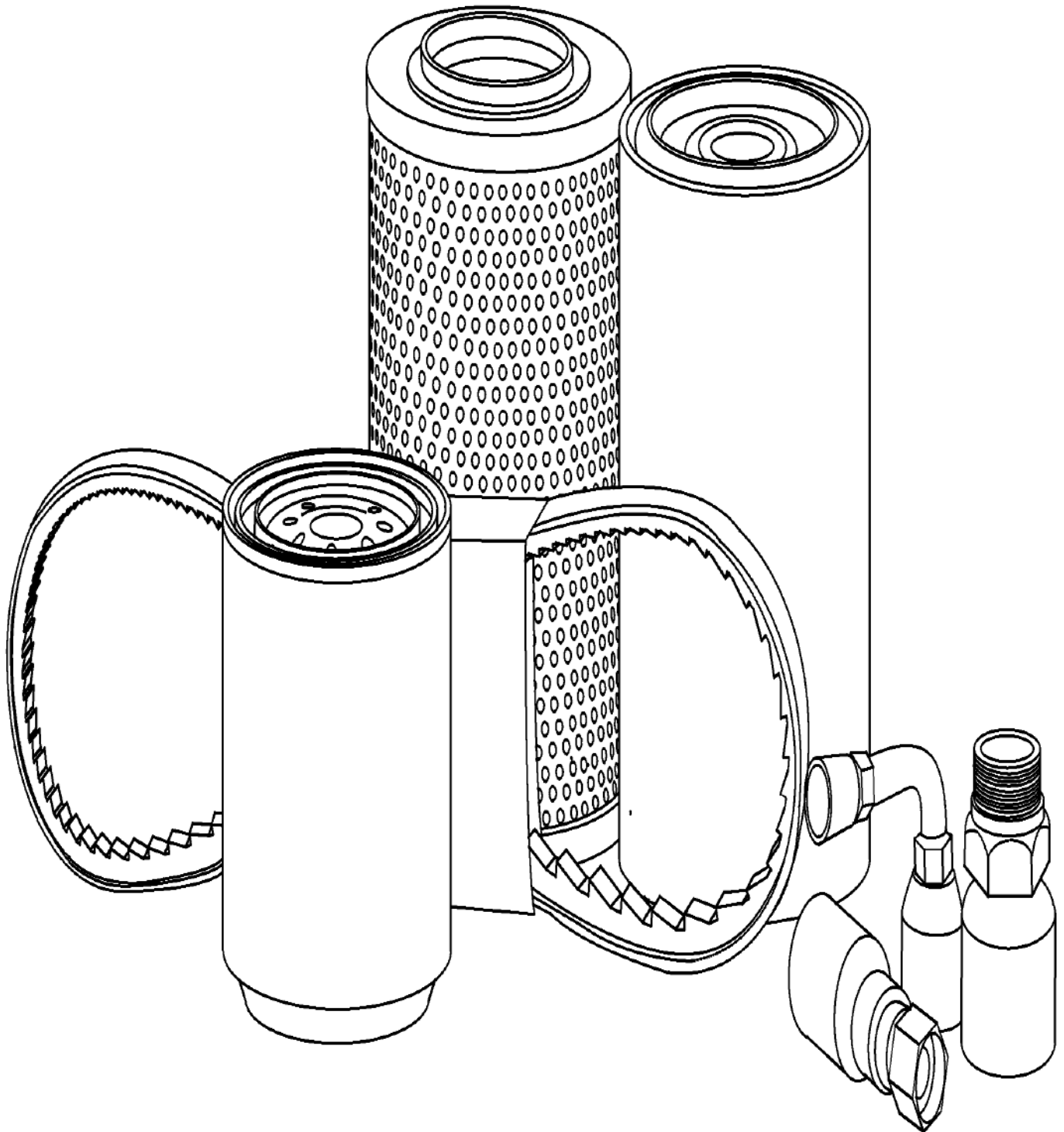


FILTERS AND CAPACITIES

REF FN	PART NUMBER	YR/SN	QTY DESCRIPTION
	^{1,2,3} 84346773		1 ENGINE OIL FILTER 7230
	84346773		2 ENGINE OIL FILTER 82/9230
REF 4	{		
	84386217		1 FUEL FILTER DEF/ ADBLUE Service Filter
	5801439820		1 FUEL FILTER 82/9230 Only, Primary Fuel Filter
	5801364481		1 FUEL FILTER 7230 Only, Primary Fuel Filter
REF ^{5,6}	{		
REF ^{7,8,9}	{		
REF ^{10,11,12}	{		
REF ¹³	{		
REF ^{14,15}	{		
REF ^{16,17}	{		
(1)	Engine Oil		
(2)	Cursor 9- 7230 - Case IH Akcela No.1 Engine Oil- SAE 15W-40, 27L (7.7 Gal)		
(3)	Cursor 13- 82/9230 - Case IH Akcela No.1 Engine Oil- SAE 15W-40, 35L (9.3 Gal)		
(4)	Fuel Filters		
(5)	Coolant		
(6)	Coolant, Cursor 13, Akcela Premium Anti-Freeze, 56L (15 Gal)		
(7)	Ground Drive		
(8)	11:111 Final Drive, (Case IH Akcela Gear 135 H EP 80W-90) 7.85L (2.1 gal)		
(9)	1:13.09, Final Drive (Case IH Akcela Gear 135 H EP 80W-90) 6.7L (1.8 gal)		
(10)	Idler Hub- SAE 50W Engine Oil, 444ml (15 Oz)		
(11)	Roller- Case IH Akcela No.1 Engine Oil 30, 237ml (8 Oz)		
(12)	Final Drive- Case IH Akcela 135 H EP 80W-90, 6.7L (1.77 Gal)		
(13)	Case IH Akcela Hy-Tran Ultra Hydraulic Transmission Oil- 57L (15 Gal)		
(14)	Standard, Gear Lube (Case IH Akcela Gear 135H EP 80W-90) .6 L (.6 Qt)		
(15)	High Capacity, Gear Lube (Case IH Akcela Gear 135H EP 80W-90) .75L (.79 qt)		
(16)	Standard, Gear Lube, (Case IH Akcela Gear 135H EP 80W-90) .4 L (.5Qt)		
(17)	High Capacity, Gear lube (Case IH Akcela Gear 135H EP 80W-90) .6 L (.6 Qt)		

7230 8230 9230

FILTERS AND CAPACITIES



FILTERS AND CAPACITIES

REF	FN	PART NUMBER	YR/SN	QTY	DESCRIPTION
REF	1,2	{ }			
REF	3,4	{ }			
REF	5,6	{ }			
REF	7,6	{ }			
REF	8,9	{ }			
REF	10,11	{ }			
REF	12,13	{ }			
(1)		PTO Gearbox/Hydrostat System			
(2)		Case IH Akcela Hy-Tran Ultra Hydraulic Transmission Oil-19L (5 Gal)			
(3)		Tailings Gearbox			
(4)		Case IH Akcela Hy-Tran Ultra Hydraulic Transmission Oil- .25L(.3 Qt)			
(5)		Bubble Up Gearbox- Front			
(6)		Case IH Akcela Hy-Tran Ultra Hydraulic Transmission Oil- .5L(.5 qt)			
(7)		Bubble Up Gearbox- Rear			
(8)		Rotor Gearbox			
(9)		Case IH Akcela Hy-Tran Ultra Hydraulic Transmission Oil- 7L(1.8 Gal)			
(10)		Feeder Conveyor Gearbox			
(11)		Case IH Akcela Hy-Tran Ultra Hydraulic Transmission Oil- 2.8L(3.0 Qt)			
(12)		Header Gearbox			
(13)		Case IH Akcela Hy-Tran Ultra Hydraulic Transmission Oil- 2.9L(3.1 Qt)			
					7230 8230 9230

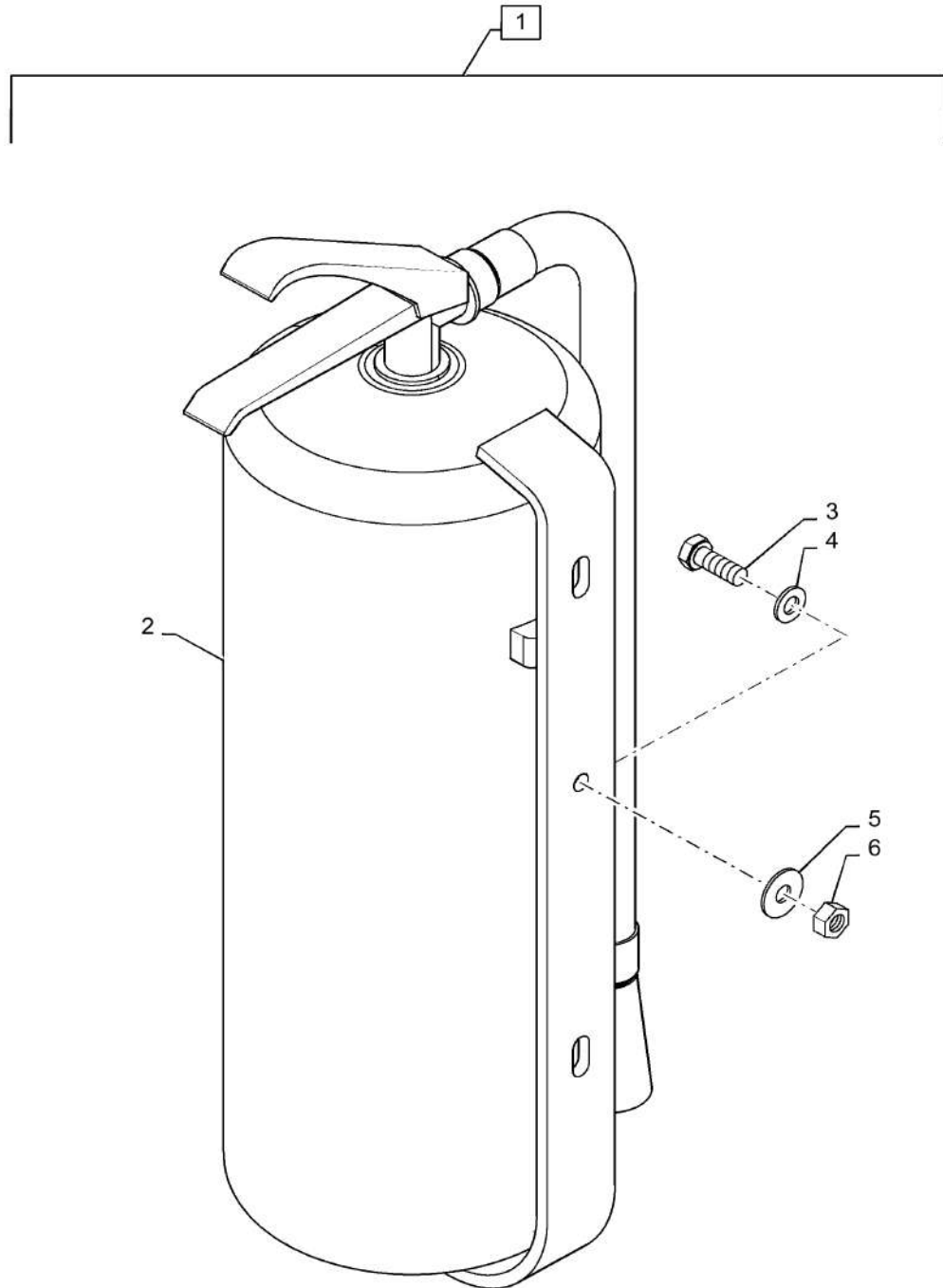
05.102.AA

01

p1

10/201
3

FIRE EXTINGUISHER - EU MODELS ONLY



05.102.AA

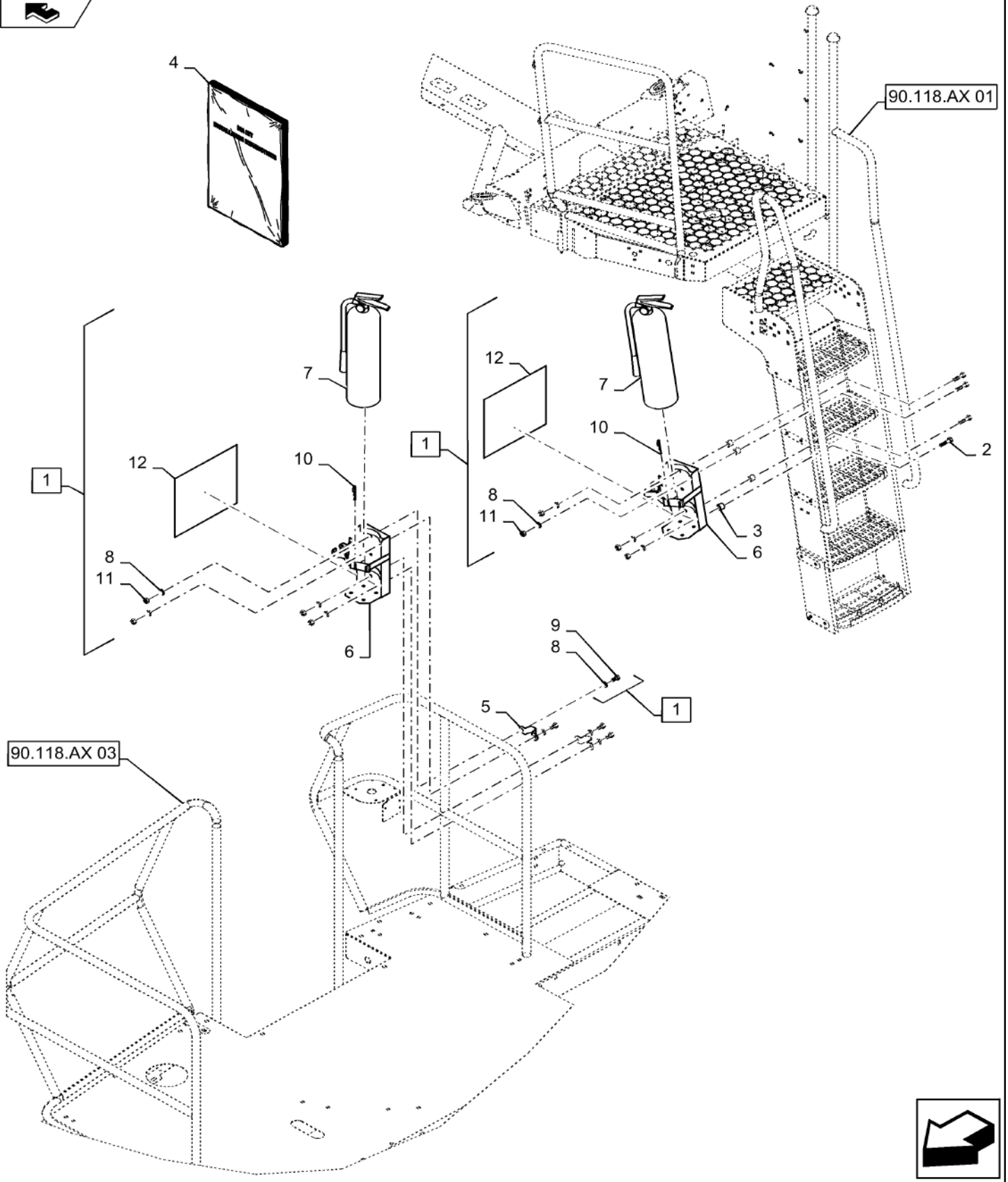
01

p1

10/201
3**FIRE EXTINGUISHER - EU MODELS ONLY**

REF FN	PART NUMBER	YR/SN	QTY DESCRIPTION
1	84085886		1 DIA KIT, HARVESTER Fire Extinguisher, Incl 1 - 6
2	NSS		1 NOT SERVICED SEPARATELY Procure Locally
3	43127		2 BOLT Hex, M8 x 1.25 x 25mm, Cl 8.8, Full Thd
4	86624184		2 WASHER Flat, 9.00mm ID x 16.00mm OD x 1.60mm, CST, ZND
5	412650		2 BELLEVILLE WASHER Belleville, M8
6	9706690		2 NUT Hex, M8, 1.25mm Pitch, 6.80mm High, Cl 8, ZND
			7230 8230 9230

FIRE EXTINGUISHER, NA ONLY



05.102.AA

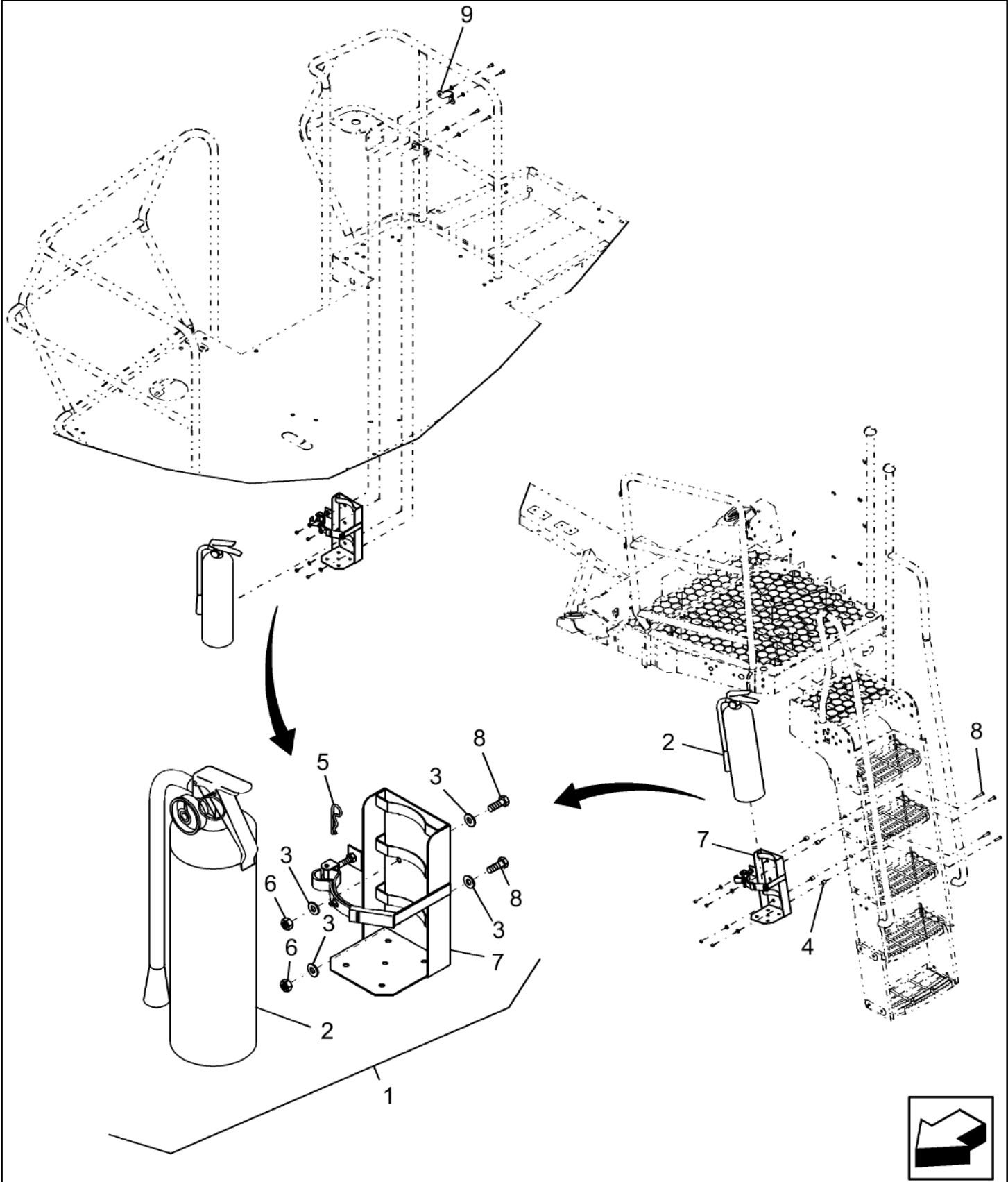
02

p1

10/201
3**FIRE EXTINGUISHER, NA ONLY**

REF FN	PART NUMBER	YR/SN	QTY DESCRIPTION
1	84084936		2 DIA KIT, HARVESTER Fire Extinguisher, Incl 1, 7 - 12
2	43128		4 BOLT Hex, M8 x 1.25 x 30.00mm, CI 8.8, ZND
3	134084		4 SPACER 9/16"
4	84137948		1 INSTRUCTION Bracket Installation
5	84130954		2 BRACKET Saddle
6	87414154		1 BRACKET Fire Extinguisher
7	549975C91		1 FIRE EXTINGUISHER NA Only
8	322358		8 BELLEVILLE WASHER M8
9	120103		4 BOLT Hex, M8 x 16, 8.8
10	1980543C1		1 HAIR PIN COTTER 3/16"
11	9706690		4 NUT Hex, M8, 1.25mm Pitch, 6.80mm High, CI 8, ZND
12	87282419		1 INSTRUCTION Holder Installation
			7230 8230 9230

FIRE EXTINGUISHER - NA



05.102.AA

02

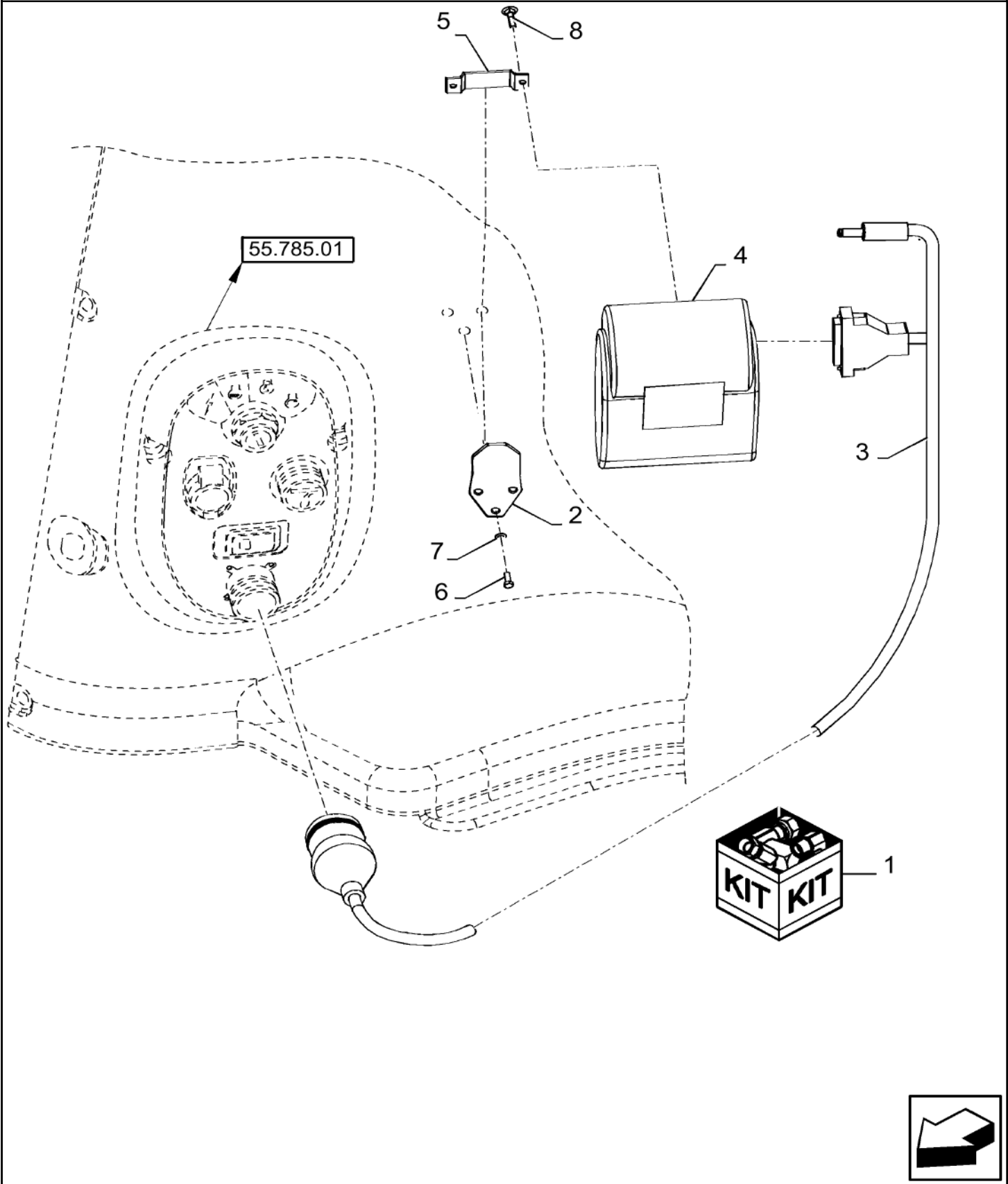
p1

10/201
3**FIRE EXTINGUISHER - NA**

REF FN	PART NUMBER	YR/SN	QTY DESCRIPTION
1	84084936		2 DIA KIT, HARVESTER FIRE EXTINGUISHER KIT Incl 2-9
2	549975C91		2 FIRE EXTINGUISHER
3	322358		8 BELLEVILLE WASHER M8
4	134084		4 SPACER
5	87327559		1 HAIR PIN COTTER
6	9706690		4 NUT Hex, M8, 1.25mm Pitch, 6.80mm High, CI 8, ZND
7	549978C91		1 BRACKET
8	43128		4 BOLT Hex, M8 x 1.25 x 30.00mm, CI 8.8, ZND
9	84130954		2 BRACKET Saddle

7230 8230 9230

PRINTER, CAB



05.102.AB

p1

10/201
3

PRINTER, CAB

REF FN	PART NUMBER	YR/SN	QTY DESCRIPTION
1	84095875		1 PRINTER IN CAB Kit; Incl Refs 2 Thru 8
2	84448373		1 HOOK
3	87023084		1 WIRE HARNESS Cab Printer
4	84442607		1 PRINTER
5	84444485		1 SUPPORT
6	412475		3 SCREW Pan Hd, M4 x 16, Cl 4.8, Full Thd
7	9824840		3 WASHER 4.30mm ID x 9mm OD x 0.80mm
8	86511815		2 SCREW Pan, M3 x 0.5 x 8mm, Cl 4.8
			7230 8230 9230

SECTION INDEX

Engine

10.001.AK	01	FRAME,ENGINE 7230 T2/T4
10.001.AK	02	FRAME,ENGINE 82/9230 T2/T4
10.102.AW		OIL DRAIN LINES
10.202.AB		AIR CLEANER
10.202.AK	01	AIR INTAKE/AIR CLEANER 7230 T2
10.202.AK	02	AIR INTAKE/AIR CLEANER 7230 T4
10.202.AK	03	AIR INTAKE/AIR CLEANER 82/9230 T2
10.202.AK	04	AIR INTAKE/AIR CLEANER 82/9230 T4
10.206.AF		FUEL FILTER/WATER SEPARATOR
10.210.AO	01	FUEL FILTER/PUMP 72/82/9230 T2/T4
10.216.AI		TANK, MAIN FUEL
10.216.BA	01	FUEL LINE & TANK, 7230 T2/T4
10.216.BA	02	FUEL LINE & TANK. 82/9230 T2/T4
10.254.AD	01	MUFFLER, EXHAUST/MUFFLER 7230 T2
10.254.AD	02	EXHAUST/MUFFLER 7230 T4
10.254.AD	03	EXHAUST/MUFFLER 7230 T4
10.254.AD	04	EXHAUST/MUFFLER 82/9230 T2
10.254.AD	05	EXHAUST/MUFFLER 82/9230 T4
10.254.AD	06	EXHAUST/MUFFLER 82/9230 T4
10.310.AE	01	TUBE, INTERCOOLER 7230 ONLY
10.310.AE	02	TUBE, INTERCOOLER 82/9230 ONLY
10.400.AK	01	COOLANT CIRCUIT 7230 T2/T4
10.400.AK	02	COOLANT CIRCUIT 82/9230 T2/T4
10.400.BF	01	COOLER ASSY., AIR DUCT, OIL COOLER, 7230
10.400.BF	01	COOLER BOX AND COOLERS- 7230 T2/T4
10.400.BF	02	COOLER ASSY., AIR DUCT, OIL COOLER 7230 , SHROUD
10.400.BF	02	COOLER BOX AND COOLERS 7230 T2/T4 CONTINUED
10.400.BF	03	COOLER BOX FAN ASSY 7230 T2/T4
10.400.BF	03	COOLER ASSY, AIR DUCT, BOX 7230
10.400.BF	04	COOLER ASSY, OIL COOLER, ASSY 82/9230
10.400.BF	04	COOLER BOX AND COOLERS 82/9230 T2/T4
10.400.BF	05	COOLER ASSY, AIR DUCT, SHROUD 82/9230
10.400.BF	05	COOLER BOX AND COOLERS 82/9230 T2/T4 CONTINUED
10.400.BF	06	COOLER BOX AND FAN 82/9230 T2/T4
10.400.BF	06	COOLER ASSY, AIR DUCT, BOX 82/9230

SECTION INDEX

Engine

10.400.BH		COOLANT RESERVOIR
10.414.AC	01	FAN DRIVE 7230 T2/T4
10.414.AC	02	FAN DRIVE 82/9230 T2/T4
10.414.AD	01	FRONT ENGINE DRIVE COMPONENTS 7230 T2/T4
10.414.AD	02	FRONT ENGINE DRIVE COMPONENTS 82/9230 T2/T4
10.418.AA		BRUSH KIT, ROTARY DUST SCREEN
10.418.AH	01	ROTARY AIR SCREEN T2/T4 ASSY
10.418.AH	02	ROTARY AIR SCREEN DRIVE T2/T4
10.418.BD		ROTARY AIR SCREEN DUST SCREEN
10.418.BI		ROTARY AIR SCREEN DOOR ASSY
10.500.AA		DEF TANK 72/82/9230 T4
10.500.AD	01	DEF SUPPLY 7230 T4
10.500.AD	02	DEF SUPPLY 82/9230 T4

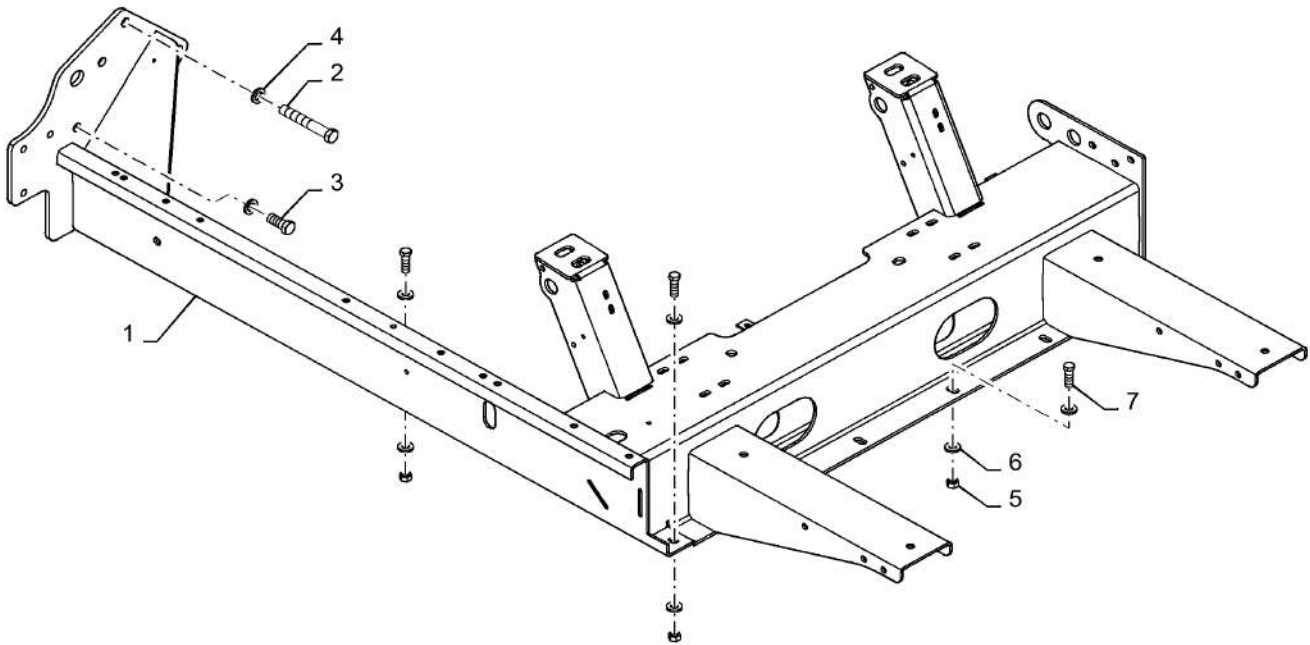
10.001.AK

01

p1

10/201
3

FRAME,ENGINE 7230 T2/T4



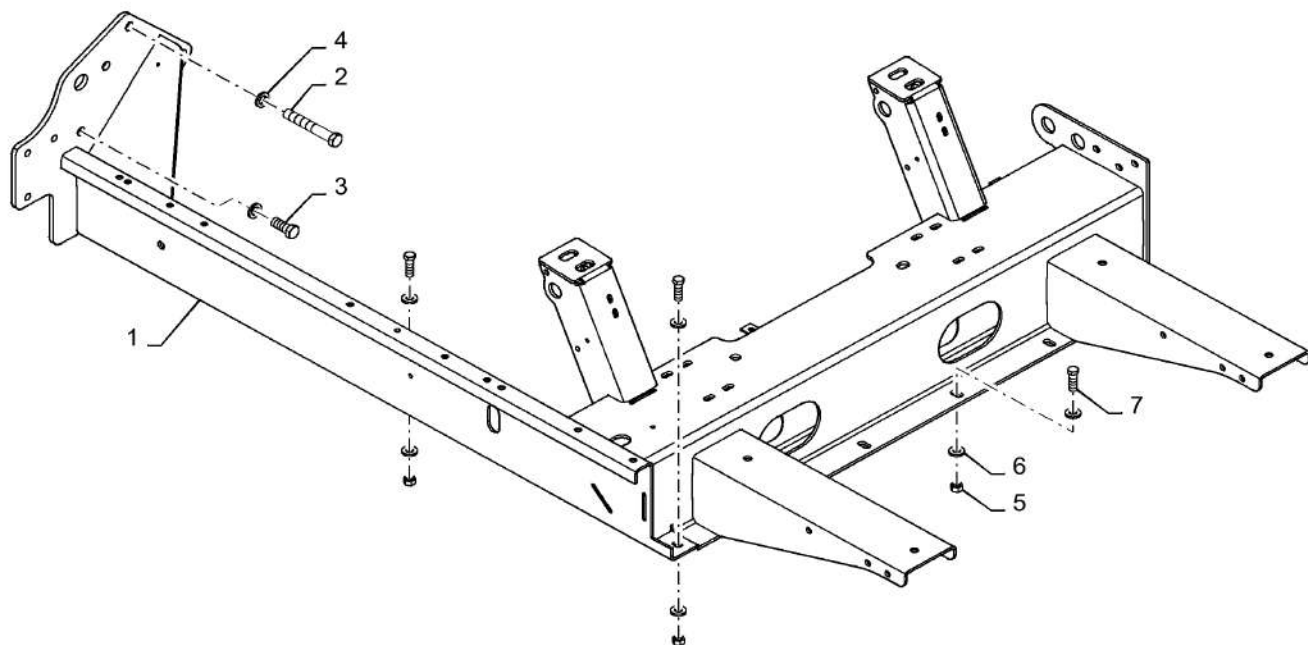
10.001.AK

02

p1

10/201
3

FRAME,ENGINE 82/9230 T2/T4



10.001.AK

02

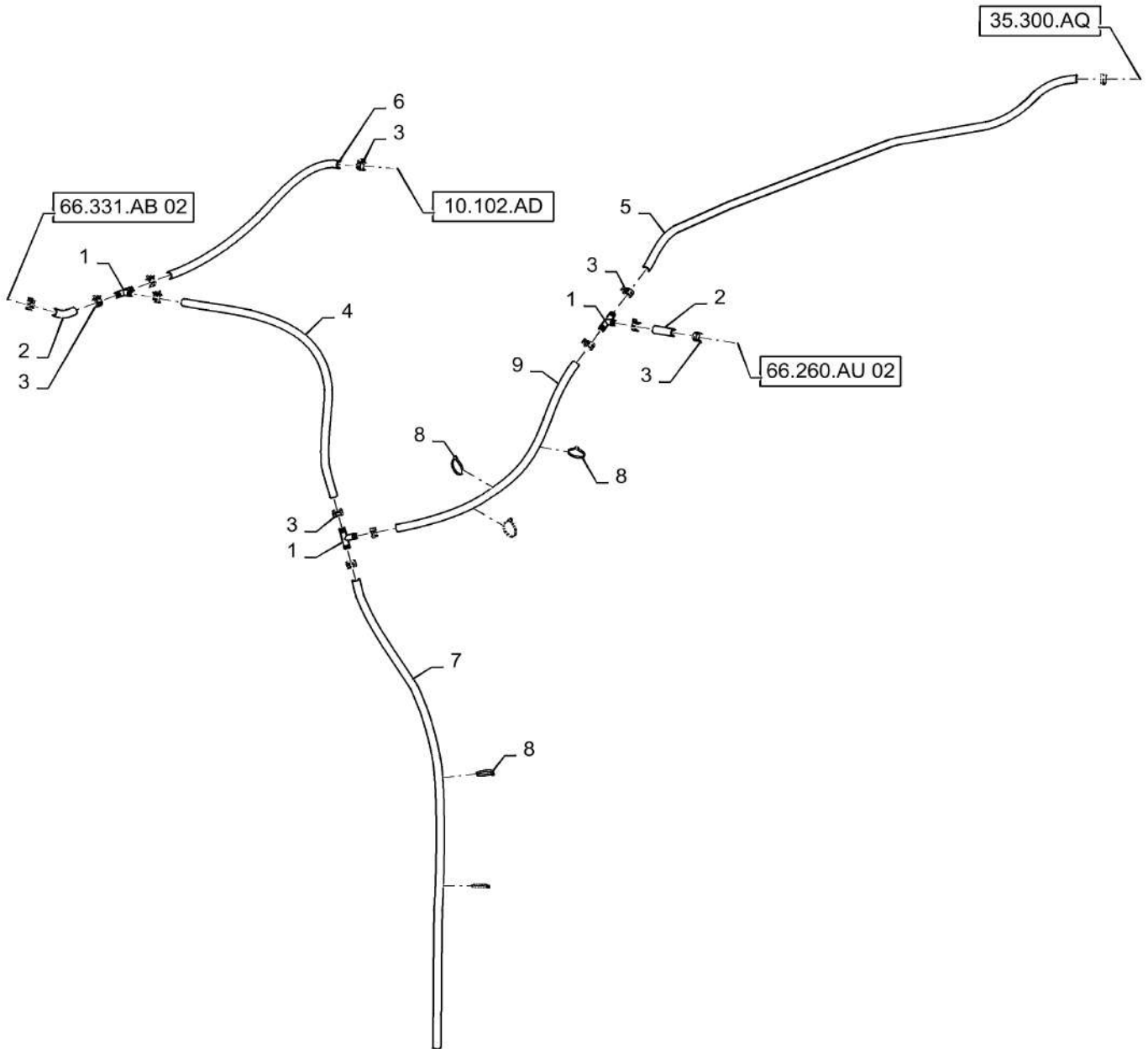
p1

10/201
3**FRAME,ENGINE 82/9230 T2/T4**

REF FN	PART NUMBER	YR/SN	QTY DESCRIPTION
1	84180004		1 FRAME Engine
2	321246		3 BOLT Hex, M16 x 2 x 120mm, CI 8.8
3	43168		3 BOLT Hex, M16 x 40mm, CI 8.8, Full Thd
4	86625266		6 WASHER M17.5 x 30 x 4, HT
5	9706685		12 NUT M12, CI 8
6	86625256		24 WASHER M12 x 28.5 x 4, HT
7	86629541		12 BOLT Hex, M12 x 40mm, CI 8.8, Full Thd

7230 8230 9230

OIL DRAIN LINES



OIL DRAIN LINES

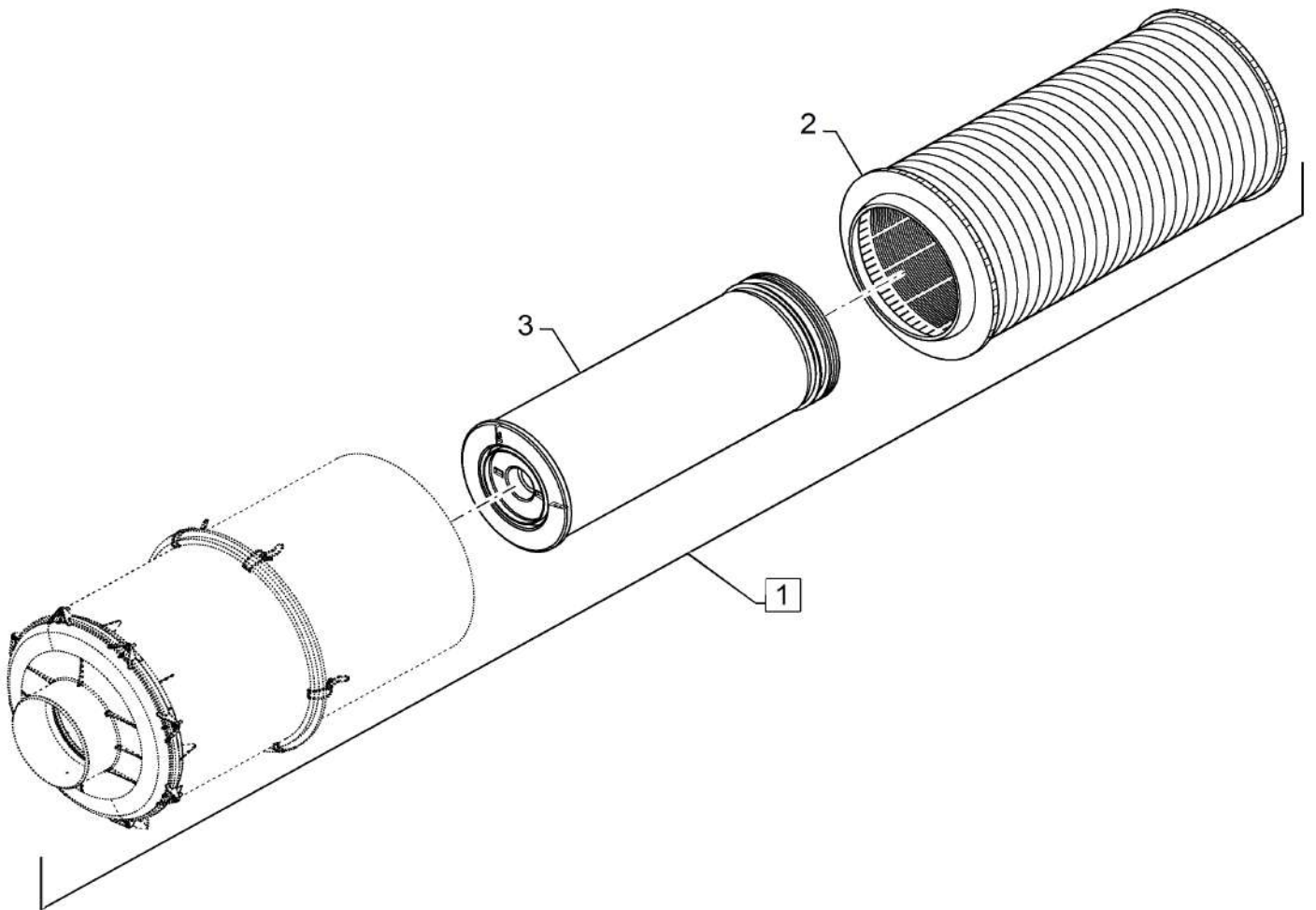
REF FN	PART NUMBER	YR/SN	QTY DESCRIPTION
1	87107102		3 TEE
2	87107101		2 FLEXIBLE HOSE 5/8" ID, 75mm Long
3	87000223		13 HOSE CLAMP 22mm Closed, 26mm Full Open
4	87106674		1 FLEXIBLE HOSE Rotor Gearbox Drain, 5/8" ID X 1150mm Long
5	NSS		1 NOT SERVICED SEPARATELY Cut From Bulk Hose 1977295C1, 2195mm +/- 10MM
6	87106498		1 FLEXIBLE HOSE PTO Drain, 5/8" ID X 710mm Long
7	87106502		1 FLEXIBLE HOSE 5/8" ID X 1500mm Long
8	86566989		7 CABLE TIE M4.75 x 190.5 L
9	87646918		1 FLEXIBLE HOSE 5/8" ID X 900mm Long
			7230 8230 9230

10.202.AB

p1

10/201
3

AIR CLEANER



10.202.AB

p1

10/201
3

AIR CLEANER

REF FN	PART NUMBER	YR/SN	QTY DESCRIPTION
1	84305918		1 AIR CLEANER Complete, Incl 1 - 3 And Housing (NSS)
2	84305930		1 AIR FILTER Primary
3	84305935		1 AIR FILTER Secondary

7230 8230 9230

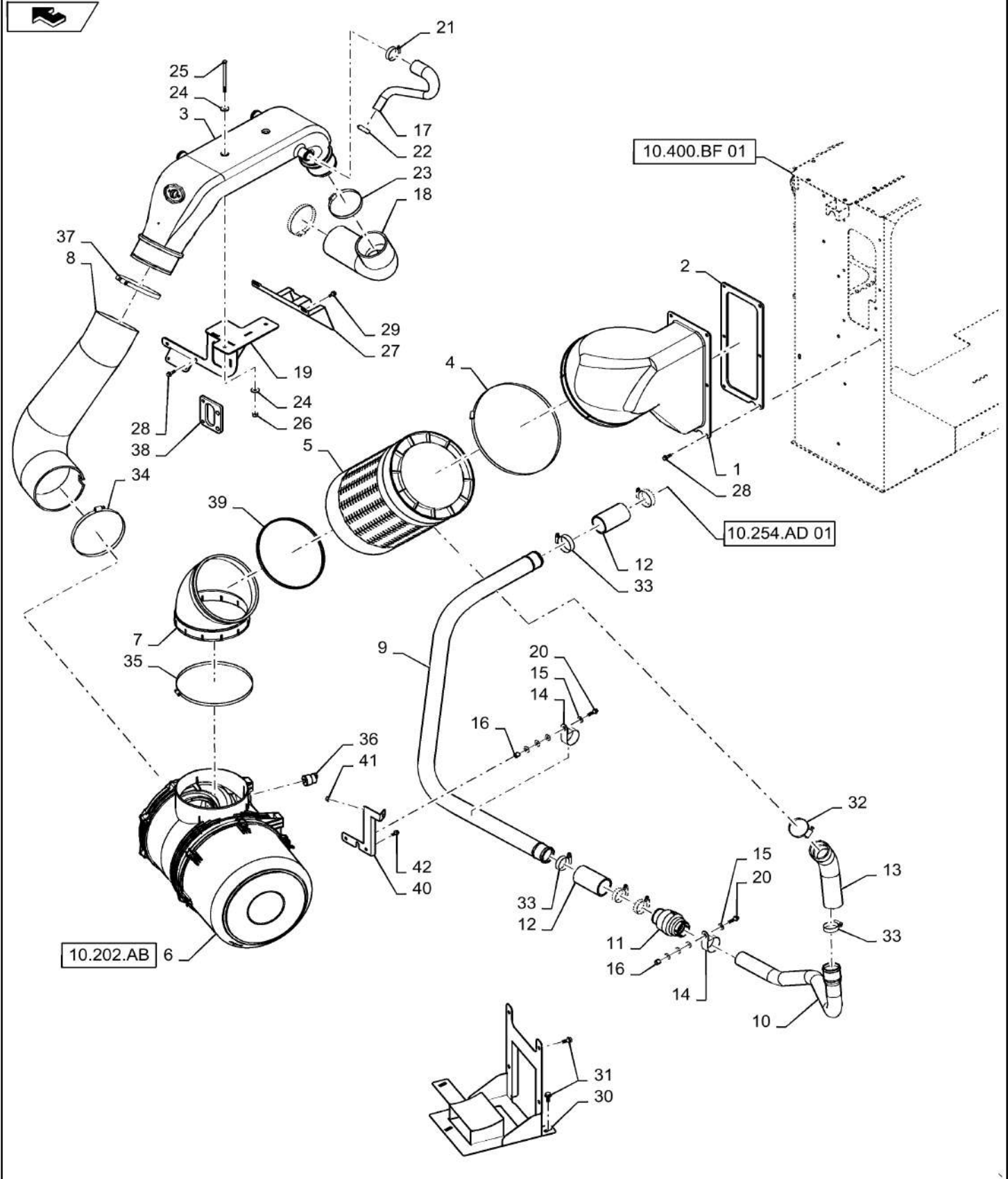
10.202.AK

01

p1

10/201
3

AIR INTAKE/AIR CLEANER 7230 T2



AIR INTAKE/AIR CLEANER 7230 T2

REF FN	PART NUMBER	YR/SN	QTY DESCRIPTION
1	84410132		1 PIPE Air Intake To Cooler Box
2	84414539		1 GASKET Air Intake To Cooler Box
3	84244909		1 AIR INTAKE TUBE Poly
4	79083864		1 CLAMP Worm Gear, 325 x 360mm, Stainless
5	84565656		1 AIR CLEANER Precleaner
6	84305918		1 AIR CLEANER Primary
7	84410134		1 DUCT Air Intake
8	84410136		1 AIR INTAKE TUBE Elbow
9	84420992		1 AIR INTAKE TUBE Exhaust Scavenge
10	84410135		1 HOSE Scavenge
11	87745355		1 CHECK VALVE Scavenge
12	87402766		2 HOSE 2" ID
13	84410135		1 HOSE 45 Elbow, 2"ID
14	87035448		2 SPACER 1/2" Tube x 1/2"
15	86625263		8 WASHER M8 x 20 x 1.6
16	87035448		2 SPACER 1/2" Tube x 1/2"
17	84222624		1 ELBOW S Shaped, Rubber
18	84259850		1 ELBOW 90 Elbow, 4" ID
19	84524493		1 BRACKET Crossover Support
20	86625201		2 SELF-TAP SCREW Hex Flg Hd, M8 x 30
21	382528		1 HOSE CLAMP M35-52, Worm
22	382527		1 HOSE CLAMP M25-40, Worm
23	9706924		2 HOSE CLAMP #72, 4.06/5.00 Type F Worm
24	140041		4 WASHER M8 x 28 x 3
25	381522		2 BOLT Hex, M8 x 1.25 x 130mm, CI 8.8
26	86629542		2 NUT M8 x 1.25, CI 8
27	84196410		1 PLATE Crossover Support
28	87698833		8 BOLT Hvy Hex Flg, M8 x 25mm, CI 10.9, Full Thd
29	87656137		2 BOLT Hvy Hex, M8 x 20mm, CI 10.9
30	84517553		1 BRACKET Air Filter Support
			7230 8230 9230

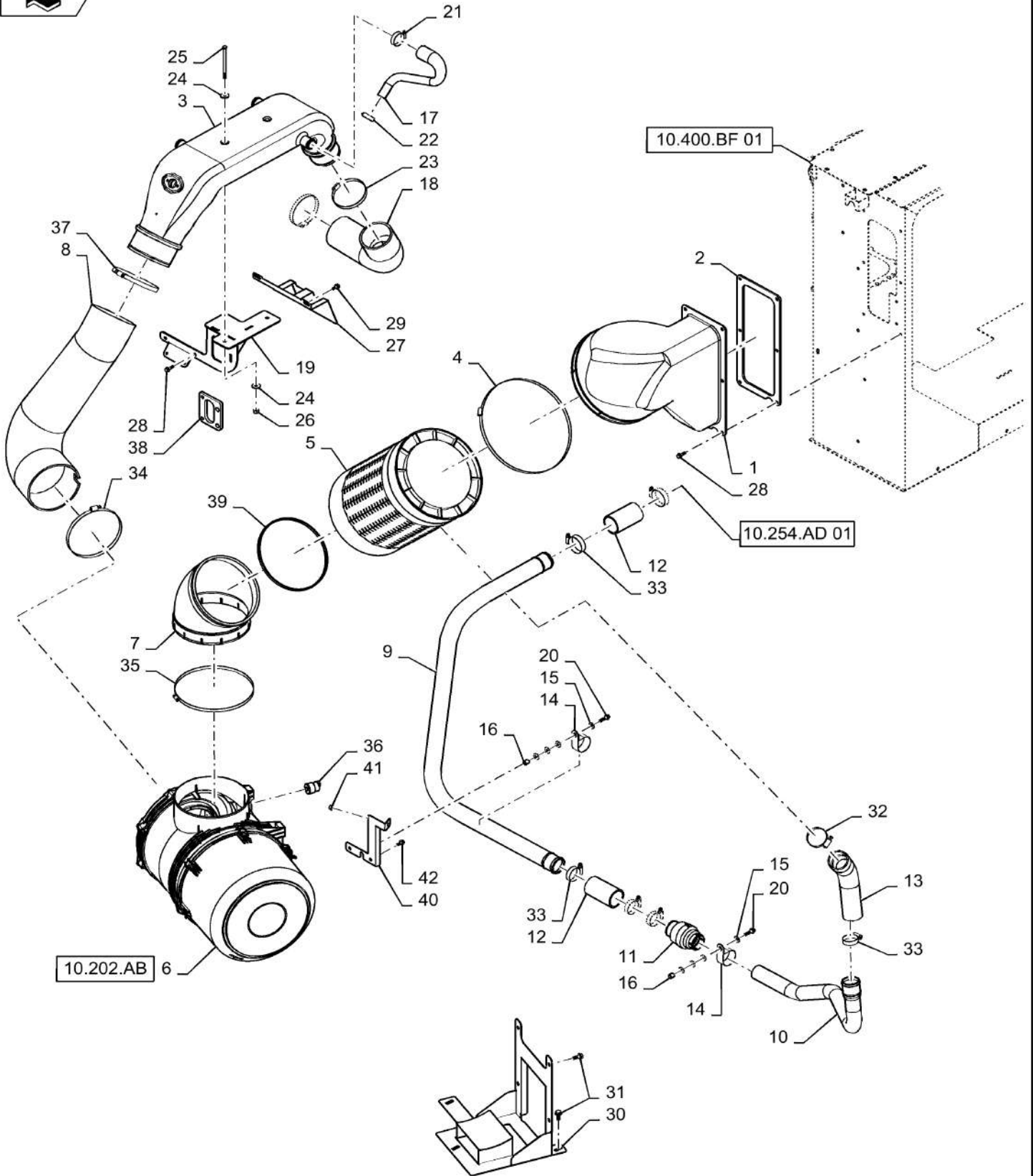
10.202.AK

01

p2

10/201
3

AIR INTAKE/AIR CLEANER 7230 T2



AIR INTAKE/AIR CLEANER 7230 T2

REF FN	PART NUMBER	YR/SN	QTY DESCRIPTION
31	87698836		7 BOLT Hvy Hex Flg, M10 x 25mm, CI 10.9, Full Thd
32	87778863		1 CLAMP HD Worm Gear, 2.25/3.125", Stainless, w/Liner
33	86625019		6 HOSE CLAMP 1.75/2.625 HD Worm, W/liner
34	87019669		1 HOSE CLAMP #116, 6.88/7.75 Type F Worm
35	87012918		1 HOSE CLAMP #188, 12.25/2.50 Type F Worm
36	87013666		1 RESTRICTION SWITCH Air Filtration Restriction
37	87690486		1 CLAMP Worm Gear, #100, 5.88/6.75", Type F, Stainless
38	84524947		1 SUPPORT Bracket
39	84570099		AR SEAL Single Face Pressure Adhesion, Approx 1M Long
40	84268212		1 BRACKET PTO Dipstick Support
41	86507066		1 FLANGE NUT M8 x 1.25, Flg, CI 10
42	86511479		2 BOLT Hex Flg, M8 x 20mm

7230 8230 9230

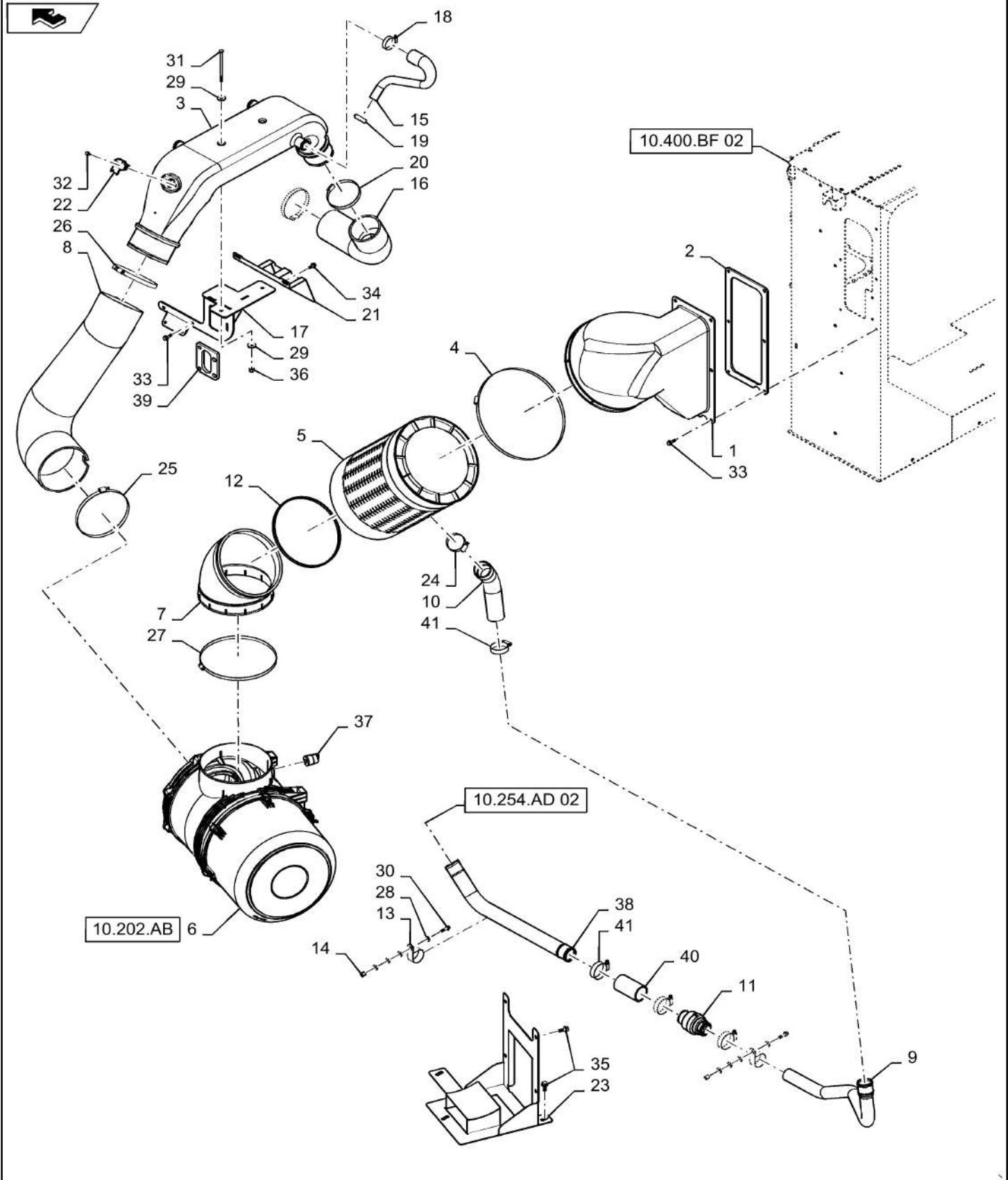
10.202.AK

02

p1

10/201
3

AIR INTAKE/AIR CLEANER 7230 T4



AIR INTAKE/AIR CLEANER 7230 T4

REF FN	PART NUMBER	YR/SN	QTY DESCRIPTION
1	84410132		1 PIPE To Cooler Box
2	84414539		1 GASKET To Cooler Box
3	84244911		1 TUBE Engine Crossover
4	79083864		1 CLAMP Worm Gear, 325 x 360mm, Stainless
5	84565656		1 AIR CLEANER Precleaner
6	84305918		1 AIR CLEANER Complete, See Page 10.202.AB For Filters
7	84410134		1 DUCT Elbow To Precleaner
8	84581585		1 AIR INTAKE TUBE Elbow From Air Cleaner To Crossover
9	84513013		1 AIR INTAKE TUBE Exhaust Scavenge
10	84410135		1 HOSE Exhaust Scavenge
11	87745355		1 CHECK VALVE
12	84570099		1 SEAL Adhesive, 1M Long
13	86634189		2 CLAMP 2", Insul, 1/2" Bolt
14	87035448		2 SPACER 1/2" Tube x 1/2"
15	84222624		1 ELBOW From Crossover Tube
16	84259850		1 ELBOW To Turbo
17	84524493		1 BRACKET Crossover Support
18	382528		1 HOSE CLAMP M35-52, Worm
19	382527		1 HOSE CLAMP M25-40, Worm
20	9706924		2 HOSE CLAMP #72, 4.06/5.00 Type F Worm
21	84196410		1 PLATE Crossover Support
22	87482355		1 SENSOR Intake Air Temperature
23	84517553		1 BRACKET Airbox Support
24	87778863		1 CLAMP HD Worm Gear, 2.25/3.125", Stainless, w/Liner
25	87019669		1 HOSE CLAMP #116, 6.88/7.75 Type F Worm
26	87690486		1 CLAMP Worm Gear, #100, 5.88/6.75", Type F, Stainless
			7230 8230 9230

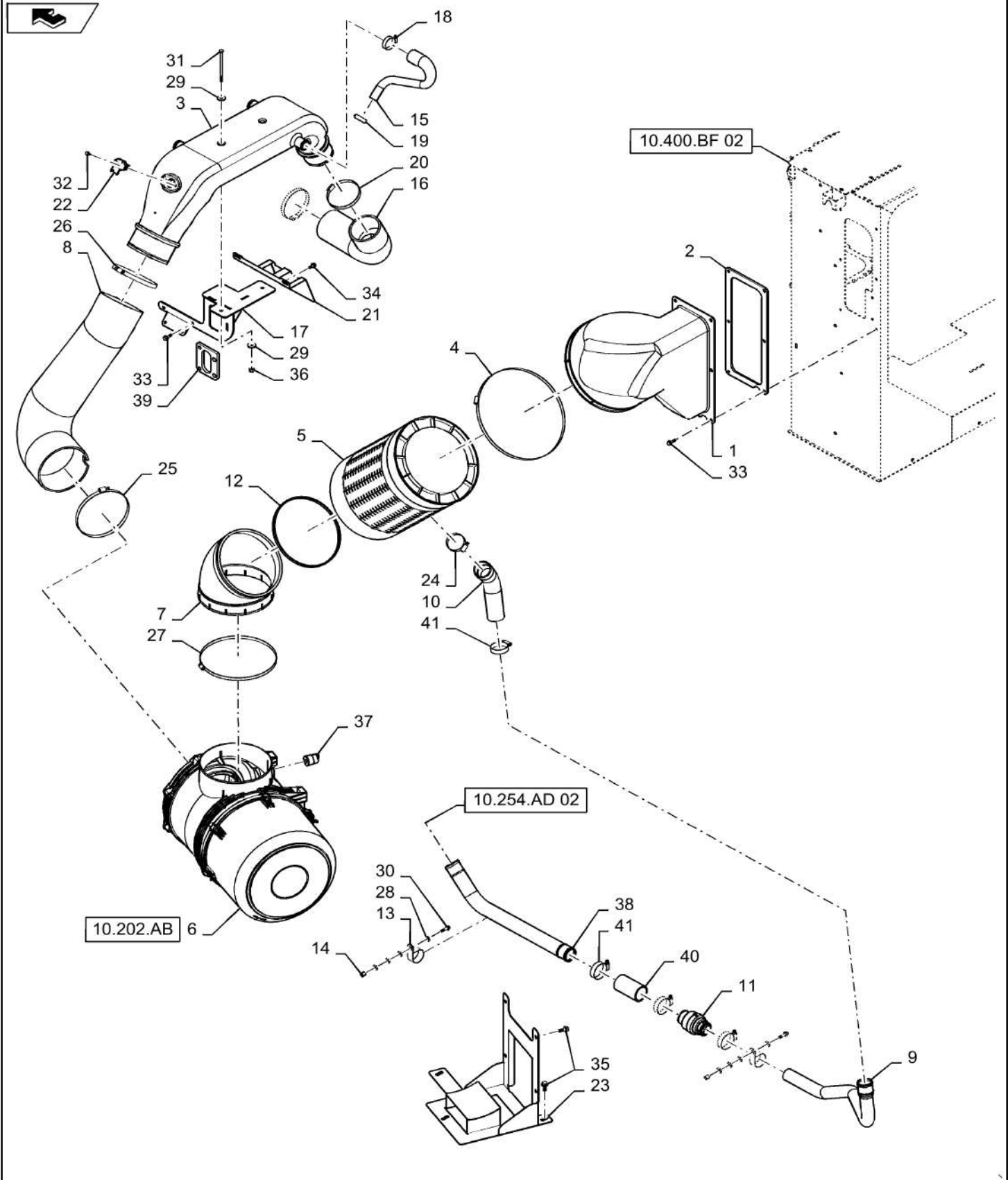
10.202.AK

02

p2

10/201
3

AIR INTAKE/AIR CLEANER 7230 T4

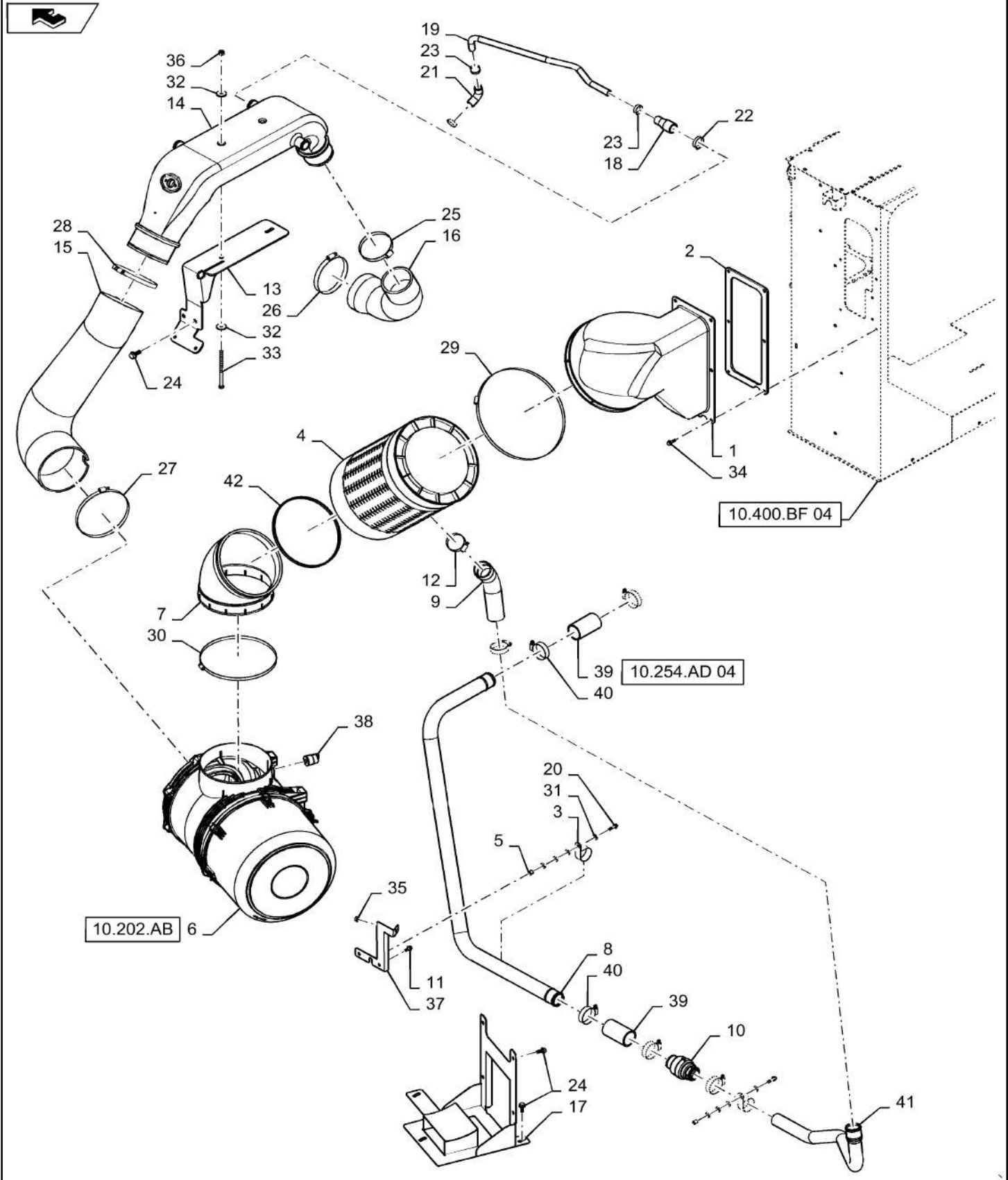


AIR INTAKE/AIR CLEANER 7230 T4

REF FN	PART NUMBER	YR/SN	QTY DESCRIPTION
27	87012918		1 HOSE CLAMP #188, 12.25/2.50 Type F Worm
28	86625263		8 WASHER M8 x 20 x 1.6
29	140041		4 WASHER M8 x 28 x 3
30	86625201		2 SELF-TAP SCREW Hex Flg Hd, M8 x 30
31	381522		2 BOLT Hex, M8 x 1.25 x 130mm, CI 8.8
32	87695418		2 BOLT
33	87698833		8 BOLT Hvy Hex Flg, M8 x 25mm, CI 10.9, Full Thd
34	87656137		2 BOLT Hvy Hex, M8 x 20mm, CI 10.9
35	87698836		7 BOLT Hvy Hex Flg, M10 x 25mm, CI 10.9, Full Thd
36	86629542		2 NUT M8 x 1.25, CI 8
37	87013666		1 RESTRICTION SWITCH Air Intake Restriction
38	84513014		1 AIR INTAKE TUBE Exhaust Scavenge
39	84524947		1 SUPPORT Bracket
40	87402766		1 HOSE Exhaust Scavenge
41	86625019		4 HOSE CLAMP 1.75/2.625 HD Worm, W/liner

7230 8230 9230

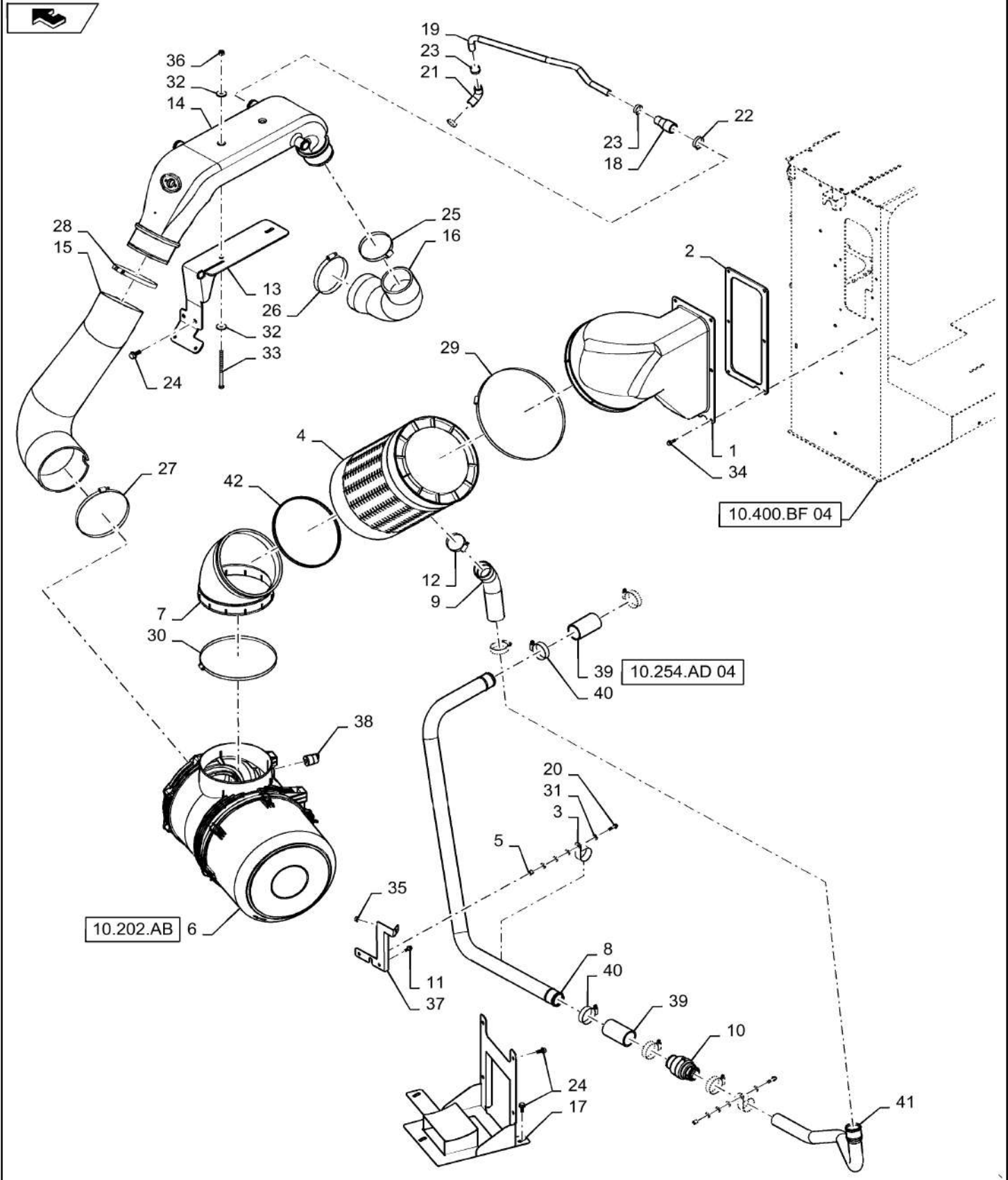
AIR INTAKE/AIR CLEANER 82/9230 T2



AIR INTAKE/AIR CLEANER 82/9230 T2

REF FN	PART NUMBER	YR/SN	QTY DESCRIPTION
1	84410132		1 PIPE To Cooler Box
2	84414539		1 GASKET To Cooler Box
3	86634189		2 CLAMP 2", Insul, 1/2" Bolt
4	84565656		1 AIR CLEANER Precleaner
5	87035448		2 SPACER 1/2" Tube x 1/2"
6	84305918		1 AIR CLEANER Airbox, For Filters See Page 10.202.AB
7	84410134		1 DUCT Elbow To Precleaner
8	84512293		1 AIR INTAKE TUBE Exhaust Scavenge
9	84410135		1 HOSE Rubber, 2" ID
10	87745355		1 CHECK VALVE
11	86511479		2 BOLT Hex Flg, M8 x 20mm
12	87778863		1 CLAMP HD Worm Gear, 2.25/3.125", Stainless, w/Liner 3"
13	84519164		1 SUPPORT Crossover Support
14	84244912		1 AIR INTAKE TUBE Crossover Tube
15	84410137		1 AIR INTAKE TUBE
16	84581588		1 AIR INTAKE TUBE Airbox To Crossover Tube
17	84517553		1 BRACKET
18	84073303		1 HOSE 25.00 mm ID, 38.00 mm ID x 100.00 mm
19	84385266		1 PIPE Vacuum Supply
20	86625201		2 SELF-TAP SCREW Hex Flg Hd, M8 x 30
21	84334134		1 HOSE 25.00 mm ID x 69.00 mm
22	382528		1 HOSE CLAMP M35-52, Worm
23	382527		3 HOSE CLAMP M25-40, Worm
24	87698836		9 BOLT Hvy Hex Flg, M10 x 25mm, CI 10.9, Full Thd M10 X 25mm Full Thread 10.9
25	9706924		1 HOSE CLAMP #72, 4.06/5.00 Type F Worm
26	86637712		1 HOSE CLAMP 5.25/6.125 HD Worm, W/liner
			7230 8230 9230

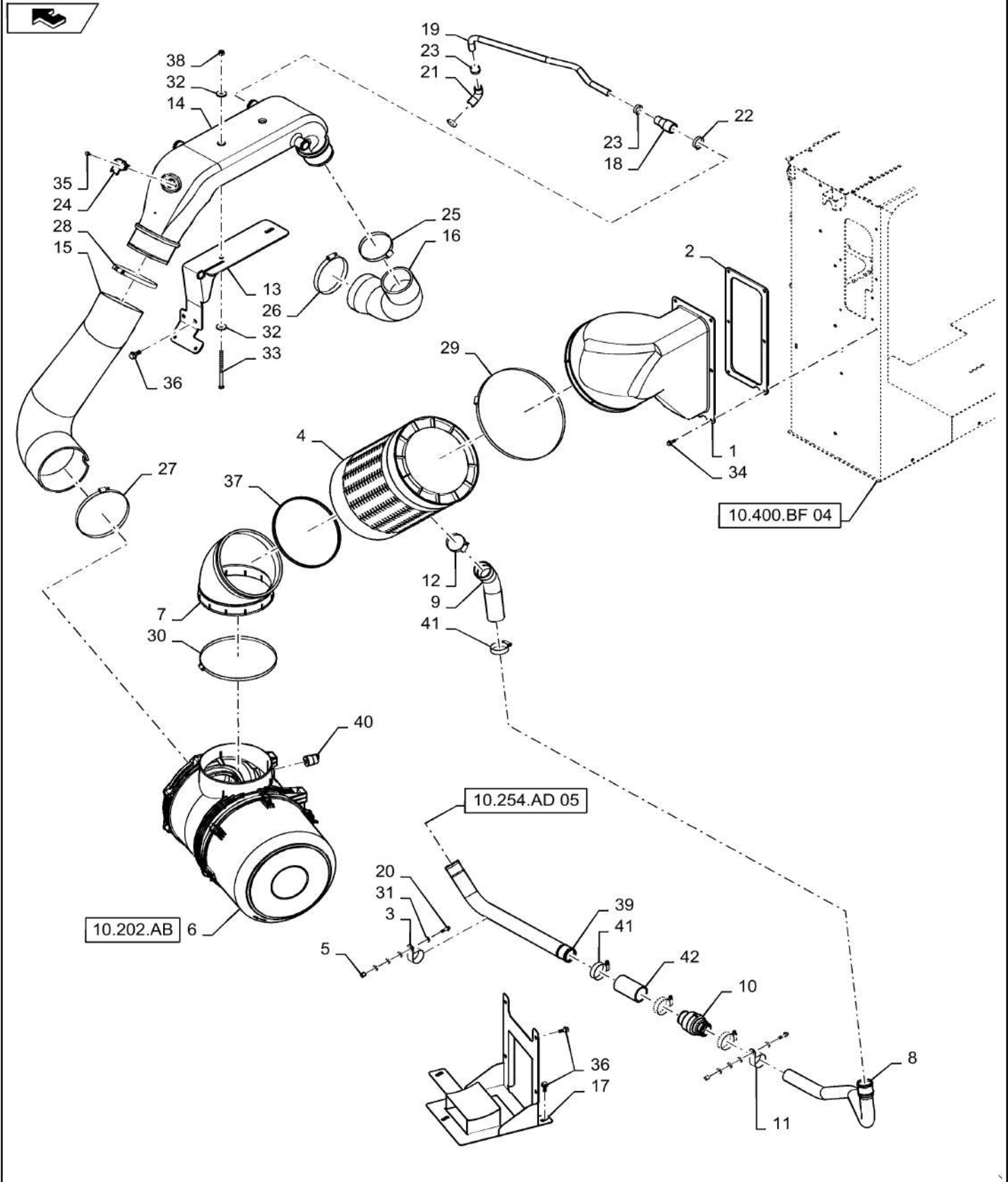
AIR INTAKE/AIR CLEANER 82/9230 T2



AIR INTAKE/AIR CLEANER 82/9230 T2

REF FN	PART NUMBER	YR/SN	QTY DESCRIPTION
27	87019669		1 HOSE CLAMP #116, 6.88/7.75 Type F Worm
28	87690486		1 CLAMP Worm Gear, #100, 5.88/6.75", Type F, Stainless Type F #100
29	79083864		1 CLAMP Worm Gear, 325 x 360mm, Stainless 325mm - 360MM Stainless
30	87012918		2 HOSE CLAMP #188, 12.25/2.50 Type F Worm
31	86625263		4 WASHER M8 x 20 x 1.6
32	140041		4 WASHER M8 x 28 x 3
33	381522		2 BOLT Hex, M8 x 1.25 x 130mm, CI 8.8
34	87656137		6 BOLT Hvy Hex, M8 x 20mm, CI 10.9
35	86507066		1 FLANGE NUT M8 x 1.25, Flg, CI 10
36	86629542		2 NUT M8 x 1.25, CI 8
37	84268212		1 BRACKET PTO Dipstick
38	87013666		1 RESTRICTION SWITCH Air Intake Restriction
39	87402766		2 HOSE 2" ID, Rubber
40	86625019		6 HOSE CLAMP 1.75/2.625 HD Worm, W/liner
41	84512291		1 AIR INTAKE TUBE Aspirator/Exhaust Scavenge
42	PL		AR PROCURE LOCALLY Foam, 3mm Thick X 19mm Wide, .78M Long
			7230 8230 9230

AIR INTAKE/AIR CLEANER 82/9230 T4

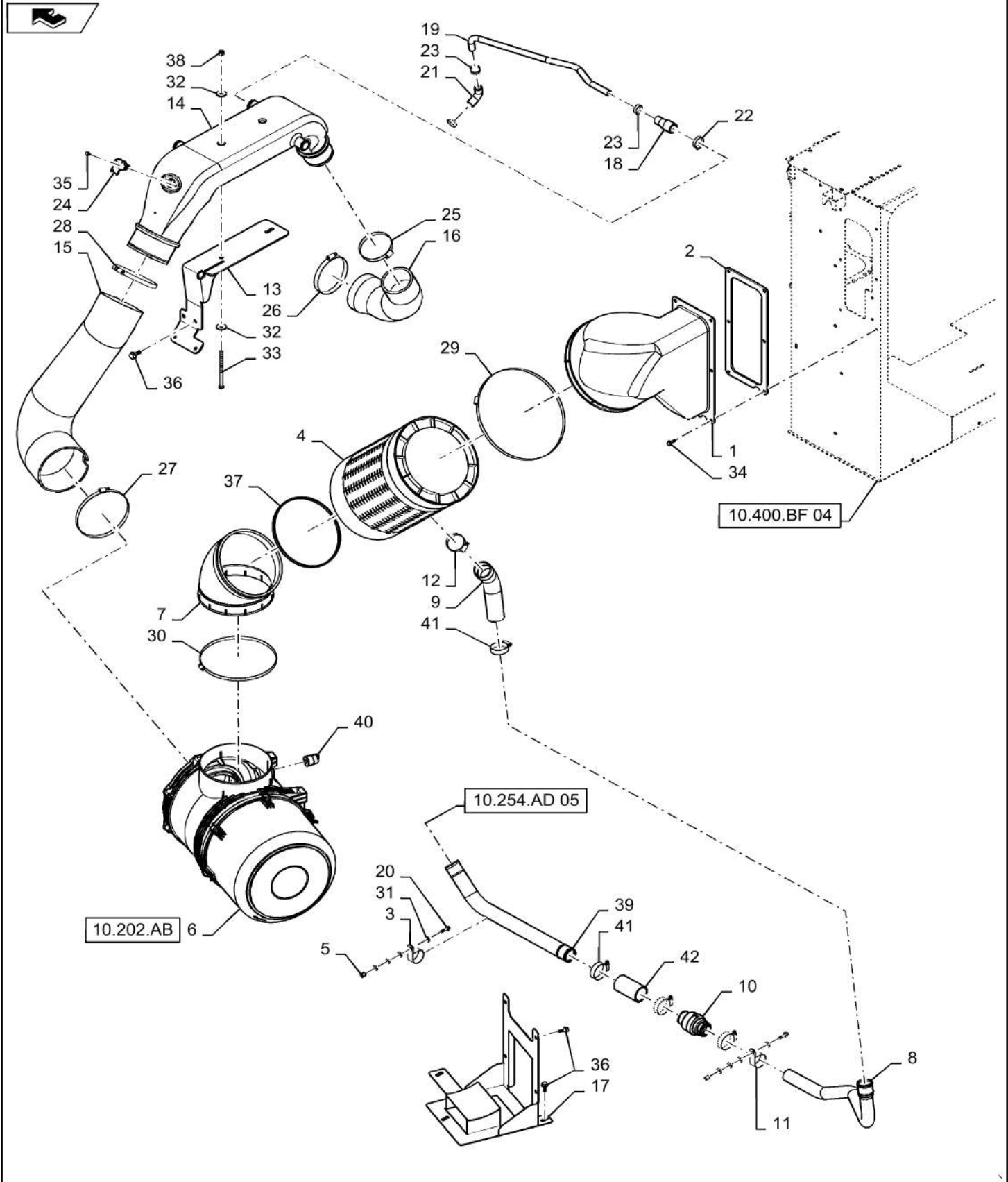


AIR INTAKE/AIR CLEANER 82/9230 T4

REF FN	PART NUMBER	YR/SN	QTY DESCRIPTION
1	84410132		1 PIPE To Cooler Box
2	84414539		1 GASKET To Cooler Box
3	86634189		2 CLAMP 2", Insul, 1/2" Bolt
4	84565656		1 AIR CLEANER Precleaner
5	87035448		2 SPACER 1/2" Tube x 1/2"
6	84305918		1 AIR CLEANER Complete, See Page 10.202.AB For Filters
7	84410134		1 DUCT Elbow To Precleaner
8	84512291		1 AIR INTAKE TUBE Exhaust Scavenge
9	84410135		1 HOSE Rubber, 2" ID
10	87745355		1 CHECK VALVE
11	603022		1 CLAMP 1 3/4", Insul, 3/8" Bolt
12	87778863		1 CLAMP HD Worm Gear, 2.25/3.125", Stainless, w/Liner 3"
13	84519164		1 SUPPORT Crossover Support
14	84244914		1 AIR INTAKE TUBE Crossover Tube
15	84581588		1 AIR INTAKE TUBE Airbox To Crossover Tube
16	84385240		1 ELBOW To Turbo
17	84517553		1 BRACKET Airbox Support
18	84073303		1 HOSE 25.00 mm ID, 38.00 mm ID x 100.00 mm
19	84385266		1 PIPE Vacuum Supply
20	86625201		2 SELF-TAP SCREW Hex Flg Hd, M8 x 30
21	84334134		1 HOSE 25.00 mm ID x 69.00 mm
22	382528		1 HOSE CLAMP M35-52, Worm
23	382527		3 HOSE CLAMP M25-40, Worm
24	87482355		1 SENSOR Intake Air Temperature
25	9706924		1 HOSE CLAMP #72, 4.06/5.00 Type F Worm
26	86637712		1 HOSE CLAMP 5.25/6.125 HD Worm, W/liner
27	87019669		1 HOSE CLAMP #116, 6.88/7.75 Type F Worm

7230 8230 9230

AIR INTAKE/AIR CLEANER 82/9230 T4

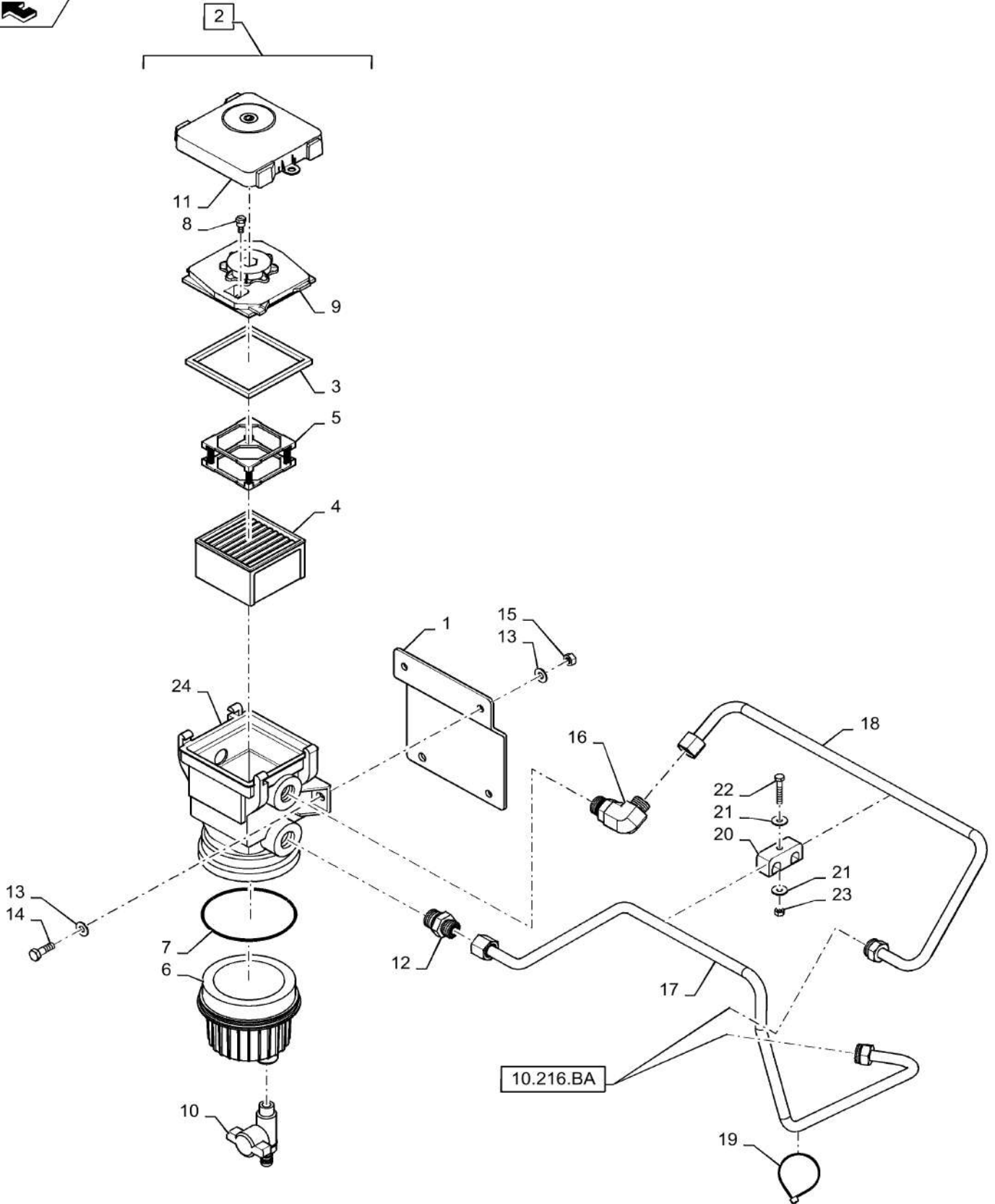


AIR INTAKE/AIR CLEANER 82/9230 T4

REF FN	PART NUMBER	YR/SN	QTY DESCRIPTION
28	87690486		1 CLAMP Worm Gear, #100, 5.88/6.75", Type F, Stainless #F 100
29	79083864		1 CLAMP Worm Gear, 325 x 360mm, Stainless 325-360 MM Stainless
30	87012918		1 HOSE CLAMP #188, 12.25/2.50 Type F Worm
31	86625263		4 WASHER M8 x 20 x 1.6
32	140041		4 WASHER M8 x 28 x 3
33	381522		2 BOLT Hex, M8 x 1.25 x 130mm, CI 8.8
34	87656137		6 BOLT Hvy Hex, M8 x 20mm, CI 10.9
35	87675531		2 BOLT Flange, M6 X 20mm Full Thread, 10.9
36	87698836		9 BOLT Hvy Hex Flg, M10 x 25mm, CI 10.9, Full Thd Flange, M10 X 25 Full Thread 10.9
37	84570099		AR SEAL Approx 1M Long
38	86629542		2 NUT M8 x 1.25, CI 8
39	84513014		1 AIR INTAKE TUBE Exhaust Scavenge
40	87013666		1 RESTRICTION SWITCH Air Intake Restriction
41	86625019		4 HOSE CLAMP 1.75/2.625 HD Worm, W/liner
42	87402766		1 HOSE

7230 8230 9230

FUEL FILTER/WATER SEPARATOR



FUEL FILTER/WATER SEPARATOR

REF FN	PART NUMBER	YR/SN	QTY DESCRIPTION
1	87755810		1 MOUNTING PLATE Fuel Water Separator Mount
2	87734479		1 SEPARATOR Fuel/Water Separator, Complete, Incl 2 - 11, 25
3	47477958		1 GASKET Top Lid Fuel Strainer
4	87409379		1 FUEL FILTER 30 Micron Strainer
5	87333679		1 SPRING Filter Frame
6	87473304		1 BOWL Water Collection
7	87473305		1 O-RING 4.3" OD x 0.07" Width Bowl
8	87474698		1 BLEEDER VALVE Air Bleed
9	87473306		1 LID Sub Assy
10	87473308		1 DRAIN VALVE Quarter Turn
11	87474697		1 COVER Dust
12	86579678		1 HYD CONNECTOR 13/16"-16 ORFS x M22 x 1.5 ORB
13	322358		6 BELLEVILLE WASHER M8
14	43127		3 BOLT Hex, M8 x 1.25 x 25mm, Cl 8.8, Full Thd
15	9706690		3 NUT Hex, M8, 1.25mm Pitch, 6.80mm High, Cl 8, ZND
16	86579692		1 ELBOW 90°, 13/16"-18 ORFS x M22 x 1.5 ORB
17	87743283		1 HYD. TUBE .5" OD To Bottom Of Fuel Tank
18	87755808		1 HYD. TUBE 12 mm OD x 351.6, 177.1 mm L To Primary Fuel Filter
19	86566989		1 CABLE TIE M4.75 x 190.5 L
20	625822		1 CLAMP 1/2" Tube
21	86624182		2 WASHER M6 x 18 x 1.6
22	86977789		1 BOLT Hex, M6 x 1 x 35mm, Cl 8.8
23	9706755		1 NUT M6, Cl 8
24	NSS		1 NOT SERVICED SEPARATELY Body, Order Complete (2)

7230 8230 9230

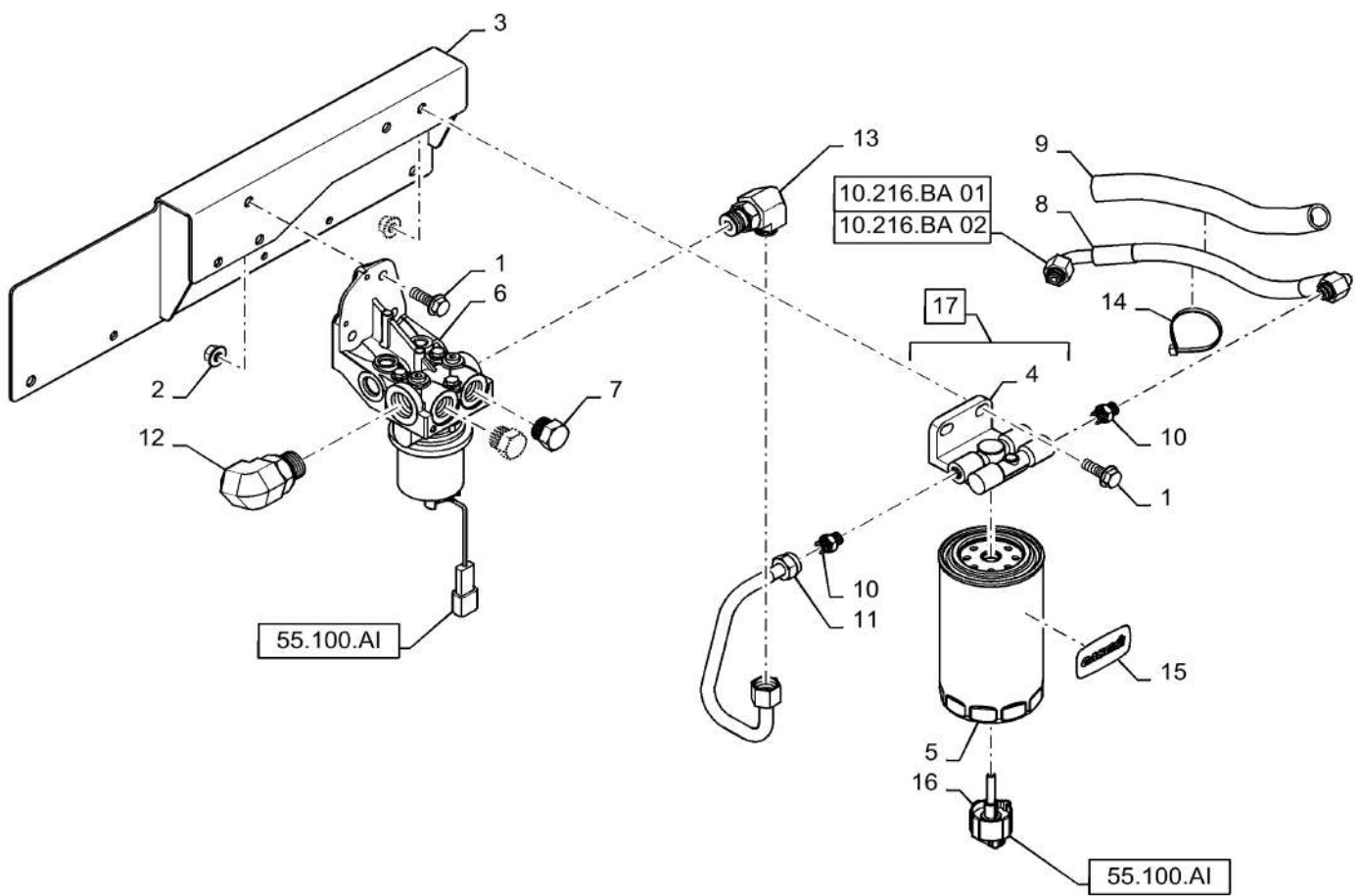
10.210.AO

01

p1

10/201
3

FUEL FILTER/PUMP 72/82/9230 T2/T4

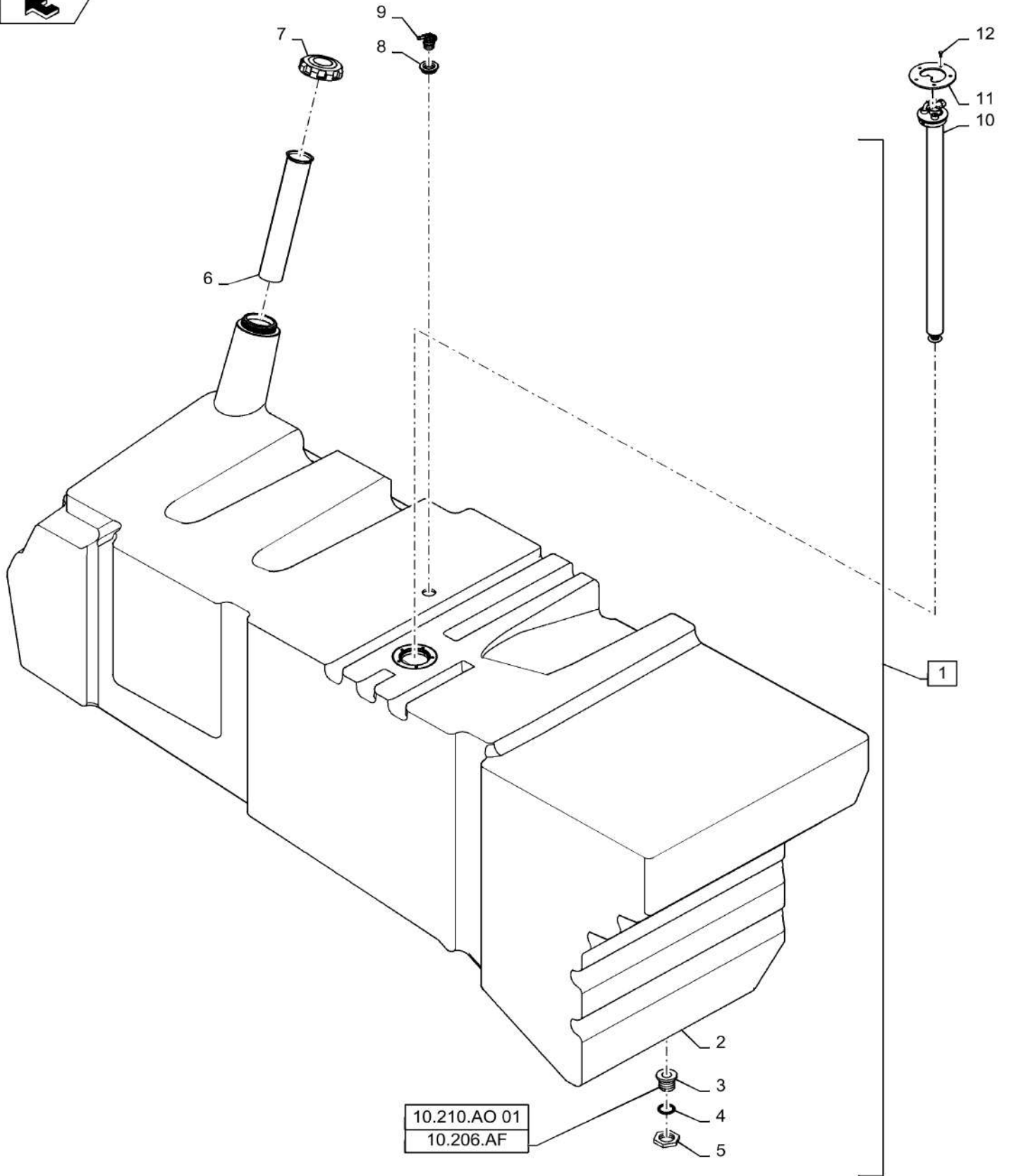


10.216.AI

p1

10/201
3

TANK, MAIN FUEL



TANK, MAIN FUEL

REF FN	PART NUMBER	YR/SN	QTY DESCRIPTION
1	{84591543}		1 Incl 2- 12
2	NSS		1 NOT SERVICED SEPARATELY Tank, Order Complete Assy (1)
3	87676820		1 BUSHING Brass
4	235757		1 O-RING 1.484" ID x 1.762" OD x 0.139"
5	87676821		1 NUT Brass, LH Thread
6	87676819		1 FUEL FILTER Strainer
7	87324388		1 FILLER CAP
8	86999947		1 GROMMET Vent
9	86999948		1 SAFETY VALVE Rollover
10	84591540		1 SENDER UNIT Fuel Level
11	84297949		1 RETAINER COLLAR Fuel Tank Sender
12	86632597		5 BOLT Hex, M5 x 12mm, Cl 8.8, Full Thd
			7230 8230 9230

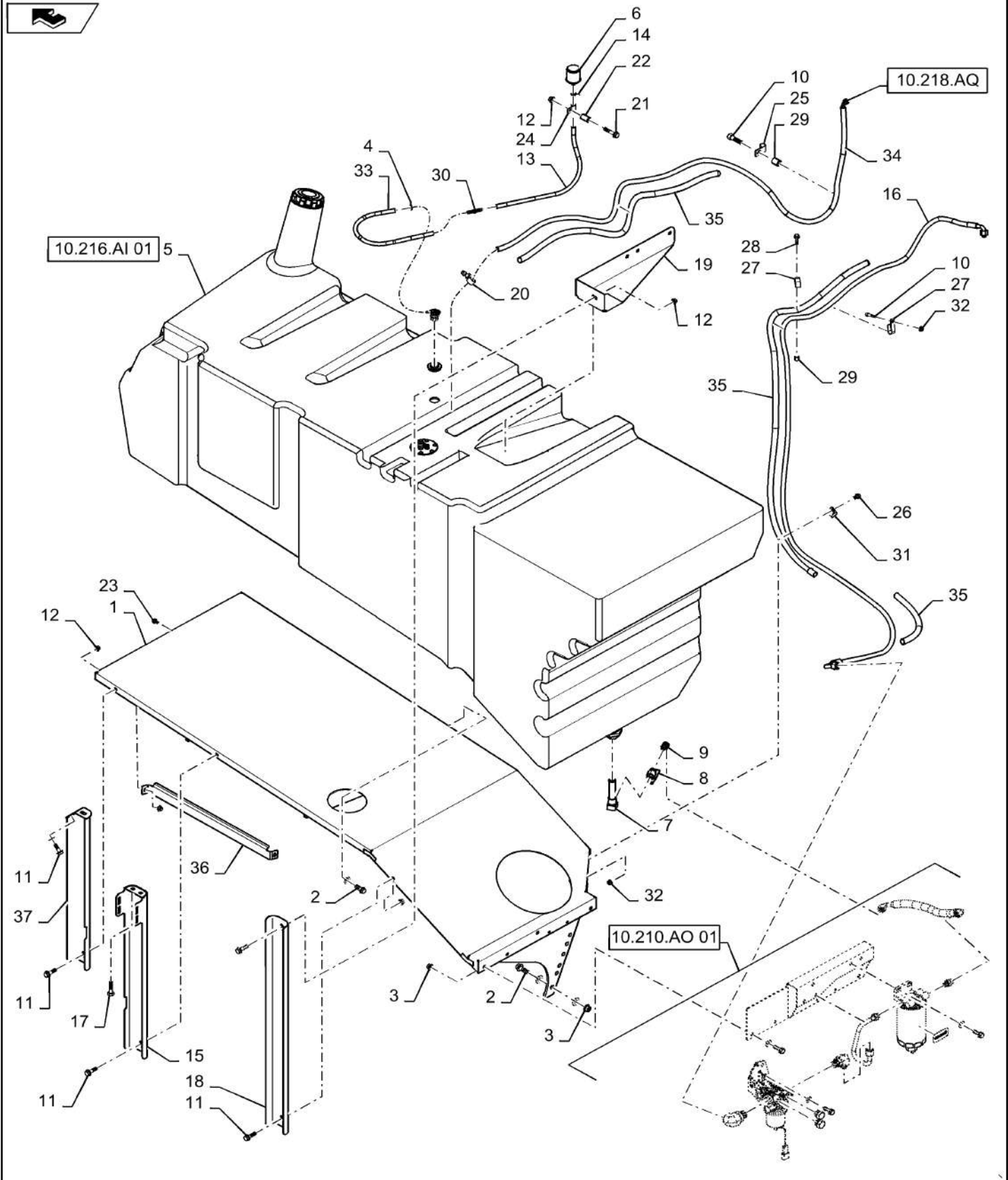
10.216.BA

01

p1

10/201
3

FUEL LINE & TANK, 7230 T2/T4



10.216.BA

01

p1

10/201
3**FUEL LINE & TANK, 7230 T2/T4**

REF FN	PART NUMBER	YR/SN	QTY DESCRIPTION
1	84335081		1 SUPPORT ASSY. Fuel Tank
2	87695414		9 BOLT Hvy Hex Flg, M12 x 35mm, CI 10.9 Flange, M12 X 35mm 10.9
3	86512497		9 FLANGE NUT M12 x 1.75, Flg, CI 10
4	86637701		1 HOSE CLAMP #8, 1/2", Spring
5	84591543		1 FUEL TANK See Page 10.216.AI(01) For Breakdown
6	47437399		1 FUEL FILTER Vent
7	84331258		1 FILTER STRAINER 30 Mesh
8	84011517		1 DRAINCOCK/TAP SUPPLY
9	84069089		1 HYD CONNECTOR Nipple
10	87698833		2 BOLT Hvy Hex Flg, M8 x 25mm, CI 10.9, Full Thd Flange, M8 X 25mm 10.9
11	87698837		9 BOLT Flange, M10 X 30 Full Thread, 10.9
12	86050279		9 FLANGE NUT M10 x 1.5, Flg, CI 10
13	47402087		1 BREATHER Hose
14	86637702		1 HOSE CLAMP #10, 5/8", Spring
15	84346926		1 BRACKET Supporting, Red
16	87743281		1 FUEL HOSE 10.00 mm ID x 2960.00 mm, SAE 100R6 Or SAE J517 Fuel Supply
17	87656137		2 BOLT Hvy Hex, M8 x 20mm, CI 10.9
18	87734807		1 BRACKET Tank
19	87482602		1 BRACKET Tank Mount
20	85803079		1 HOSE CLAMP 1.0" Worm Gear
21	87698840		1 BOLT Flange, M10 X 50 10.9
22	84132594		1 SPACER Steel
23	87698835		1 BOLT Flange, M10 X 20 Full Thread, 10.9
24	86594406		1 CLAMP 5/8", Insul, 3/8" Bolt
25	9706748		2 CLAMP 5/8", Insul, 5/16" Bolt
26	87681207		1 BOLT Hex, M8 X 16mm, Class 10.9
27	578070		2 CLAMP 19mm Closed, Pinch
28	87030775		1 BOLT Hvy Hex, M8 x 30mm, CI 10.9
			7230 8230 9230

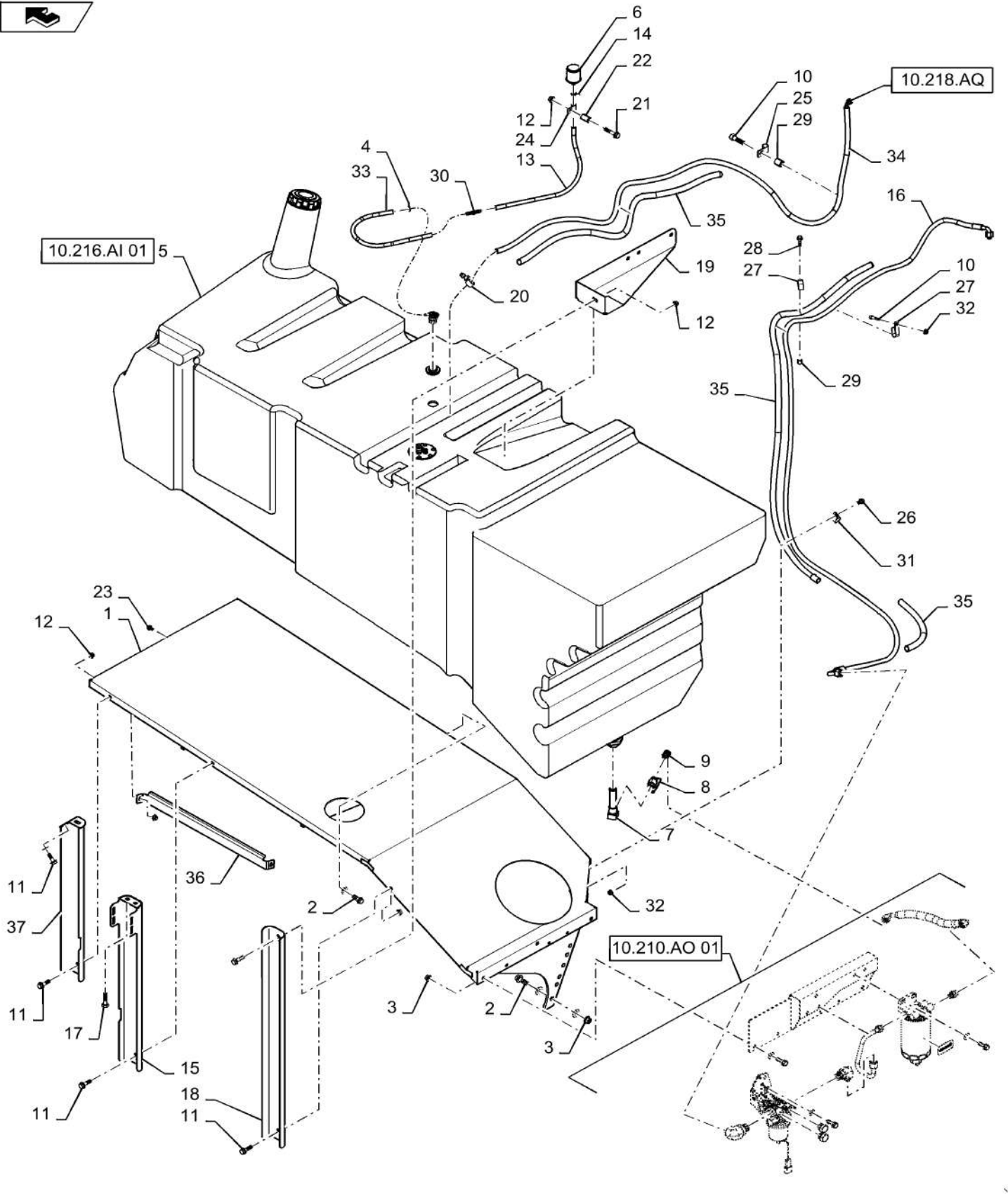
10.216.BA

01

p2

10/201
3

FUEL LINE & TANK, 7230 T2/T4



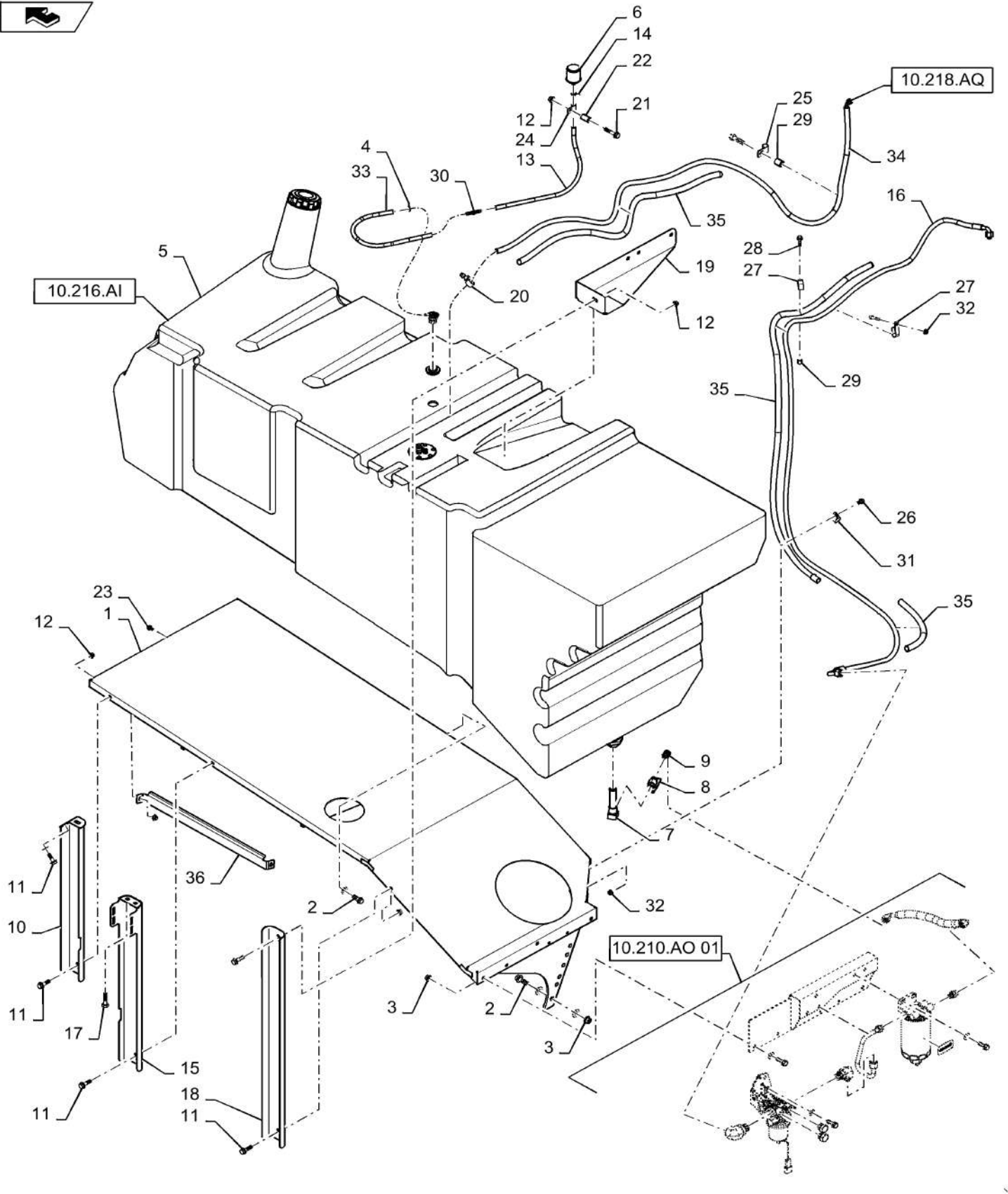
10.216.BA

02

p1

10/201
3

FUEL LINE & TANK. 82/9230 T2/T4



10.216.BA

02

p1

10/201
3**FUEL LINE & TANK. 82/9230 T2/T4**

REF FN	PART NUMBER	YR/SN	QTY DESCRIPTION
1	84335081		1 SUPPORT ASSY. Fuel Tank
2	87695414		9 BOLT Hvy Hex Flg, M12 x 35mm, CI 10.9 Flange, M12 X 35mm 10.9
3	86512497		9 FLANGE NUT M12 x 1.75, Flg, CI 10
4	86637701		1 HOSE CLAMP #8, 1/2", Spring
5	84591543		1 FUEL TANK See Page 10.216.AI(01) For Breakdown
6	47437399		1 FUEL FILTER Vent
7	84331258		1 FILTER STRAINER 30 Mesh
8	84011517		1 DRAINCOCK/TAP SUPPLY
9	84069089		1 HYD CONNECTOR Nipple
10	87750278		2 CHANNEL Flange, M8 X 25mm 10.9
11	87698837		9 BOLT Flange, M10 X 30 Full Thread, 10.9
12	86050279		9 FLANGE NUT M10 x 1.5, Flg, CI 10
13	47402087		1 BREATHER Hose
14	86637702		1 HOSE CLAMP #10, 5/8", Spring
15	84346926		1 BRACKET Supporting, Red
16	87495673		1 HOSE ASSY. Fuel Supply
17	87656137		2 BOLT Hvy Hex, M8 x 20mm, CI 10.9
18	87734807		1 BRACKET Tank
19	87734808		1 BRACKET Tank Mount
20	85803079		1 HOSE CLAMP 1.0" Worm Gear
21	87698840		1 BOLT Flange, M10 X 50 10.9
22	84132594		1 SPACER Steel
23	87698835		1 BOLT Flange, M10 X 20 Full Thread, 10.9
24	86594406		1 CLAMP 5/8", Insul, 3/8" Bolt
25	9706748		2 CLAMP 5/8", Insul, 5/16" Bolt
26	87681207		1 BOLT Hex, M8 X 16mm, Class 10.9
27	578070		2 CLAMP 19mm Closed, Pinch
28	87030775		1 BOLT Hvy Hex, M8 x 30mm, CI 10.9
29	87035448		2 SPACER 1/2" Tube x 1/2"
30	47484902		1 UNION Plastic, .38" to .25"
			7230 8230 9230

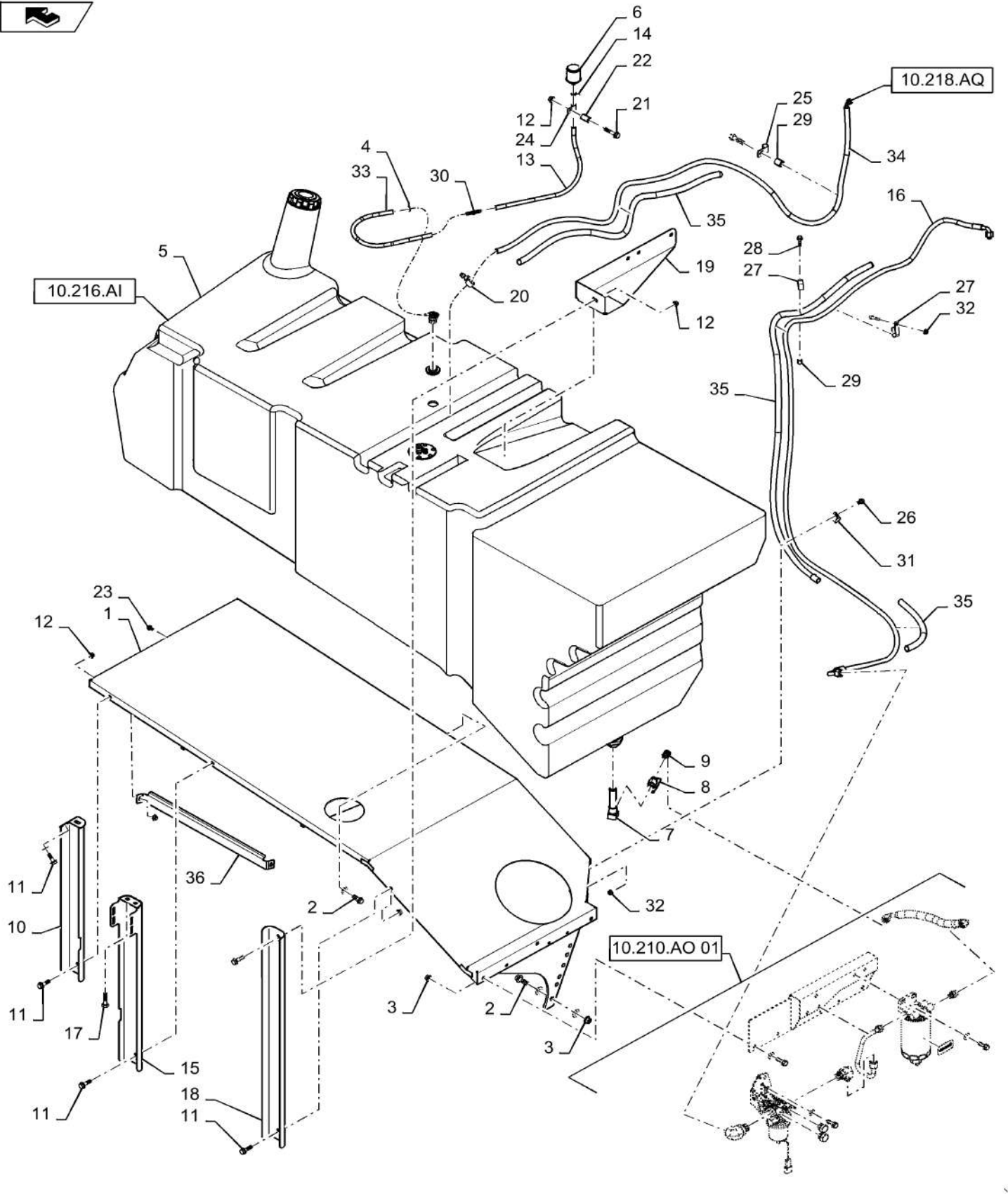
10.216.BA

02

p2

10/201
3

FUEL LINE & TANK. 82/9230 T2/T4



10.216.BA

02

p2

10/201
3

FUEL LINE & TANK. 82/9230 T2/T4

REF FN	PART NUMBER	YR/SN	QTY DESCRIPTION
31	87029955		1 CLAMP P, 22.20mm, Insul, 3/8" Bolt
32	86507066		2 FLANGE NUT M8 x 1.25, Flg, CI 10
33	84302861		1 HOSE Fuel Vent
34	84372100		1 FUEL HOSE Fuel Return
35	87105416		3 HOSE PROTECTION 16.64 mm ID x 1345.00 mm
36	84491926		1 BRACKET Supporting

7230 8230 9230

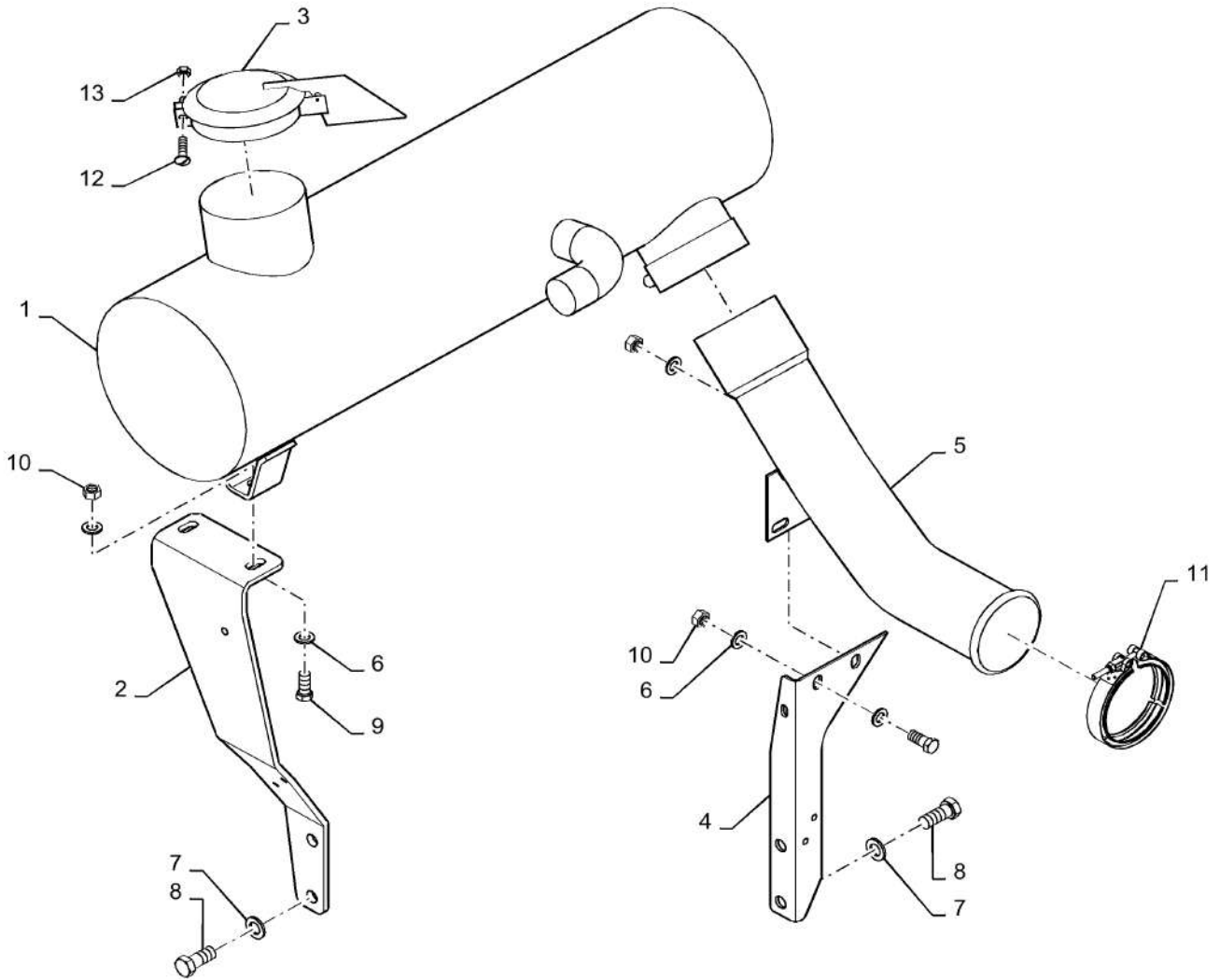
10.254.AD

01

p1

10/201
3

MUFFLER, EXHAUST/MUFFLER 7230 T2



10.254.AD

01

p1

10/201
3**MUFFLER, EXHAUST/MUFFLER 7230 T2**

REF FN	PART NUMBER	YR/SN	QTY DESCRIPTION
1	87711333		1 MUFFLER T2
2	87283490		1 SUPPORT Muffler
3	86997809		1 COVER Rain Cap
4	87283492		1 SUPPORT Muffler
5	87645579		1 EXHAUST SYSTEM PIPE Turbo To Muffler
6	140018		8 WASHER M12 x 24 x 2.5
7	140020		4 WASHER M16 x 30 x 3
8	43168		4 BOLT Hex, M16 x 40mm, Cl 8.8, Full Thd
9	9706687		4 BOLT Hex, M12 x 1.75 x 30mm, Cl 8.8, Full Thd
10	9706685		4 NUT M12, Cl 8
11	87487061		1 CLAMP Pipe To Turbo
12	120039		1 CARRIAGE BOLT Short NK, M8 x 50, Cl8.8, Full Thd
13	86619801		1 FLANGE NUT Prev Torque, Hex Flg, M8, Cl 8

	7230 8230 9230
--	-----------------------

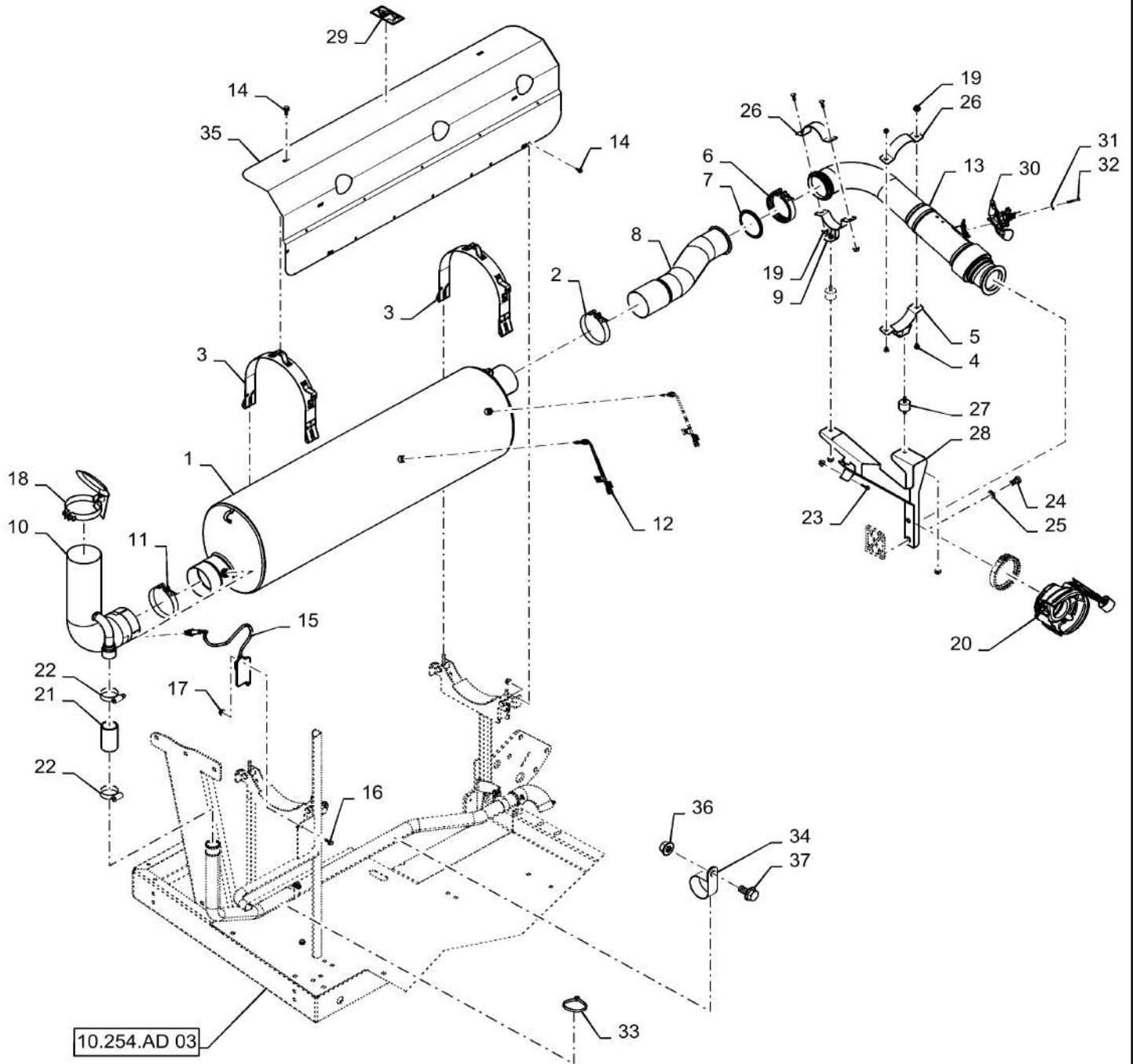
10.254.AD

02

p1

10/201
3

EXHAUST/MUFFLER 7230 T4



10.254.AD

02

p1

10/201
3**EXHAUST/MUFFLER 7230 T4**

REF FN	PART NUMBER	YR/SN	QTY DESCRIPTION
1	84248987		1 MUFFLER SCR, T4
2	87494547		1 COLLAR CLAMP Exhaust Tube To Muffler Inlet
3	84328843		2 SECURING STRAP Over Muffler
4	87682384		4 BOLT Carriage, M8 X 25mm 10.9
5	84579770		1 SUPPORT Mid-Pipe
6	84356331		1 CLAMP Exhaust, Sealing
7	84349222		1 GASKET 4", Exhaust
8	84526715		1 EXHAUST SYSTEM PIPE Mid-Pipe To Muffler
9	84579769		1 SUPPORT Exhaust
10	84273600		1 TUBE Elbow, Outlet
11	84193757		1 CLAMP Exhaust Outlet, Band
12	87482353		2 SENSOR Exhaust Temperature
13	84526713		1 EXHAUST SYSTEM PIPE Mid Pipe, From Turbo
14	844-8016		6 BOLT Hvy Hex, M8 x 16mm, CI 8.8
15	84422745		1 SENSOR NOx
16	87695418		2 BOLT Flange, M6 X 16mm, Full Thread, 8.8
17	86050300		2 FLANGE NUT M6 x 1, Flg, CI10
18	86997809		1 COVER Rain Cap
19	86507066		9 FLANGE NUT M8 x 1.25, Flg, CI 10
20	87639007		1 CLAMP Sealing, To Turbo
21	87402766		1 HOSE 2" Exhaust Scavenge
22	86625019		2 HOSE CLAMP 1.75/2.625 HD Worm, W/liner
23	87030775		1 BOLT Hvy Hex, M8 x 30mm, CI 10.9
24	43167		2 BOLT Hex, M16 x 30mm, CI 8.8, Full Thd
25	140020		2 WASHER M16 x 30 x 3
26	84579767		2 CLAMP Mid Pipe
27	393802		2 DAMPER Rubber
28	47394153		1 SUPPORT Y Bracket

7230 8230 9230

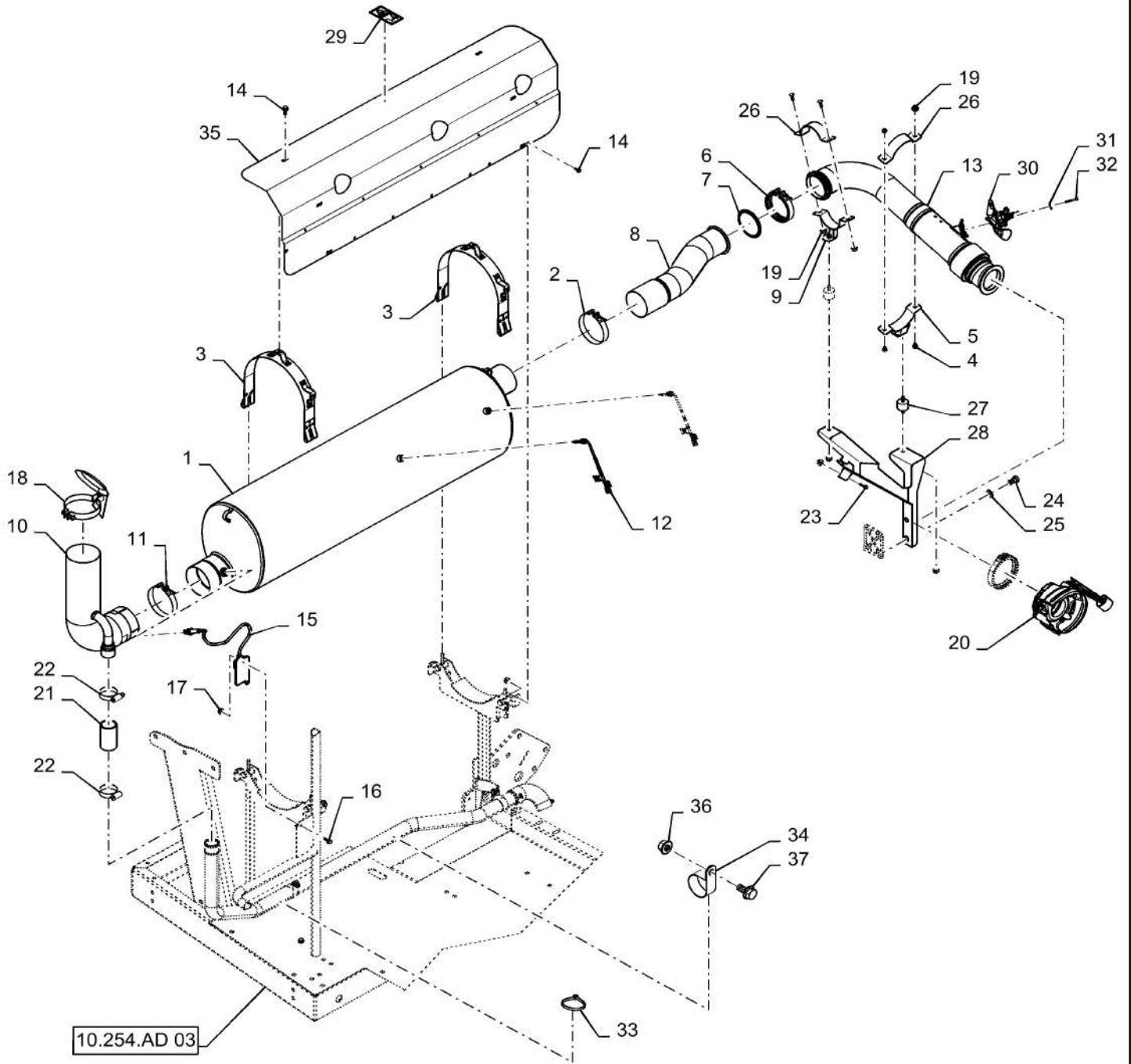
10.254.AD

02

p2

10/201
3

EXHAUST/MUFFLER 7230 T4



10.254.AD

02

p2

10/201
3

EXHAUST/MUFFLER 7230 T4

REF FN	PART NUMBER	YR/SN	QTY DESCRIPTION
29	84004742		1 DECAL Hot Surface
30	84247021		1 MODULE Dosing Injector
31	86588450		3 WASHER M6 x 12 x 1.6 Thk
32	14305821		3 HEX SOC SCREW Hex Soc Hd, M6 x 40, 8.8
33	86566989		1 CABLE TIE M4.75 x 190.5 L
34	9839372		1 CLAMP P Type
35	84526716		1 PLATE Heat Shield
36	86050279		1 FLANGE NUT M10 x 1.5, Flg, Cl 10
37	87698835		1 BOLT Flange, M10 X 20 Full Thread, 10.9
			7230 8230 9230

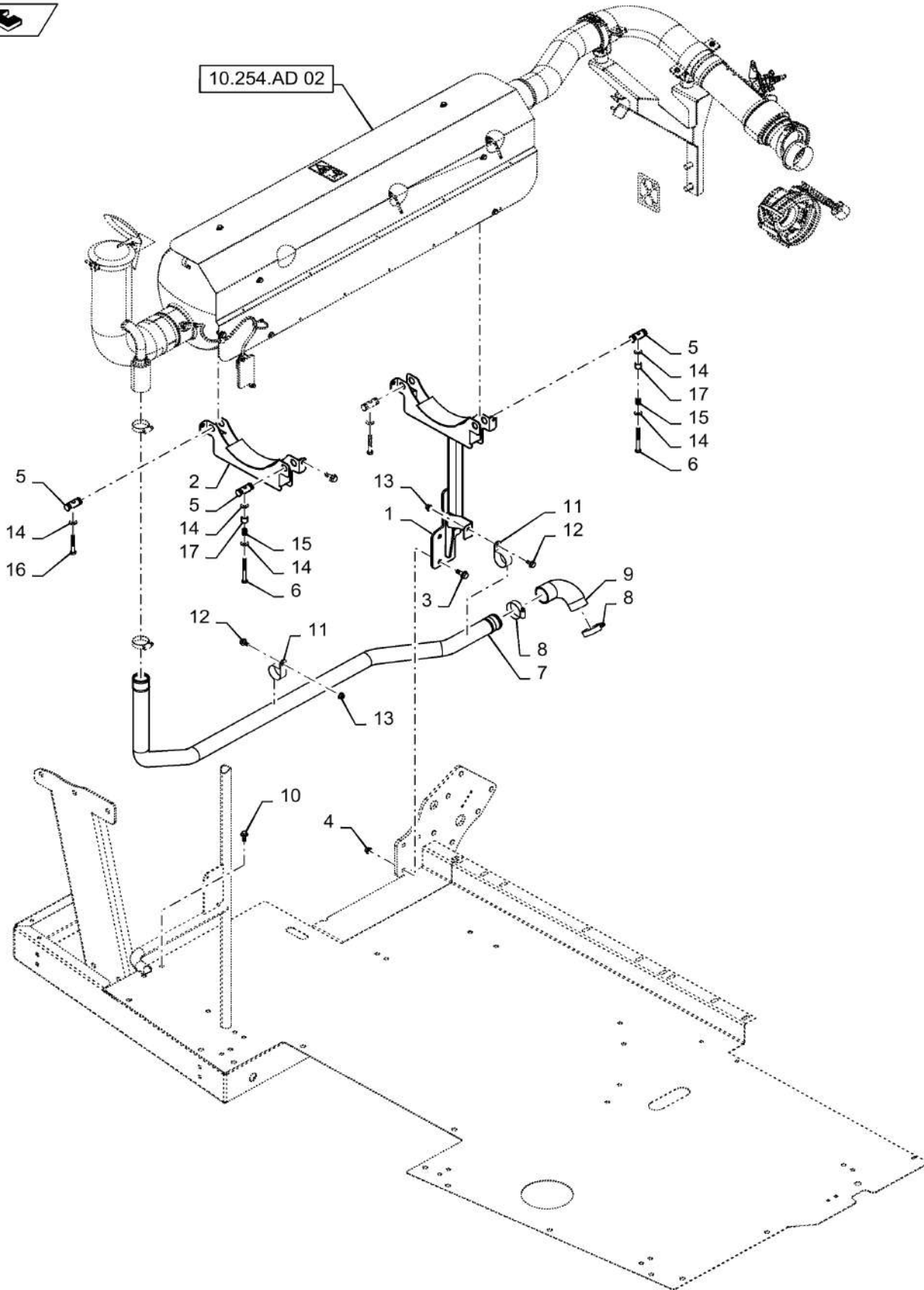
10.254.AD

03

p1

10/201
3

EXHAUST/MUFFLER 7230 T4



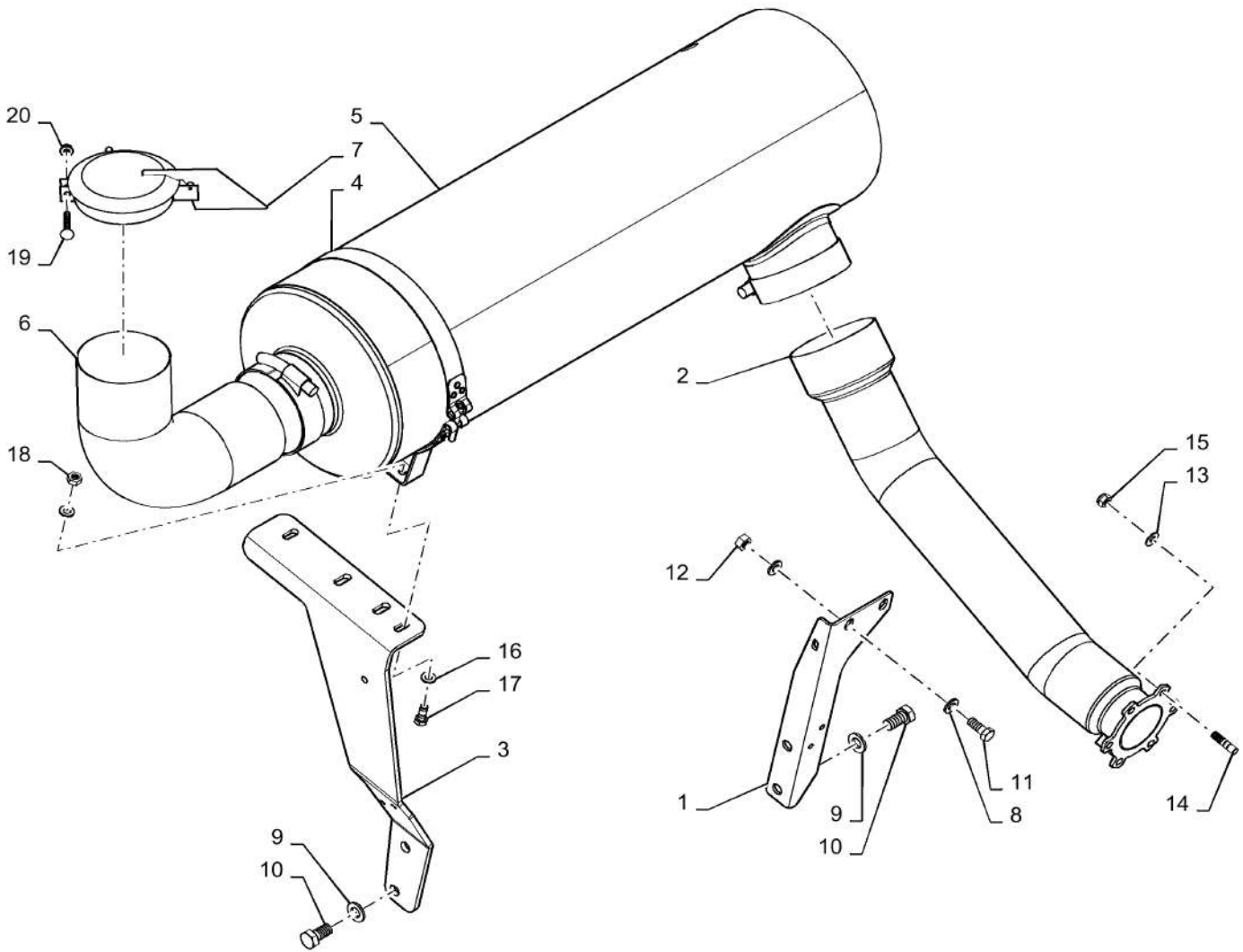
10.254.AD

04

p1

10/201
3

EXHAUST/MUFFLER 82/9230 T2



10.254.AD

04

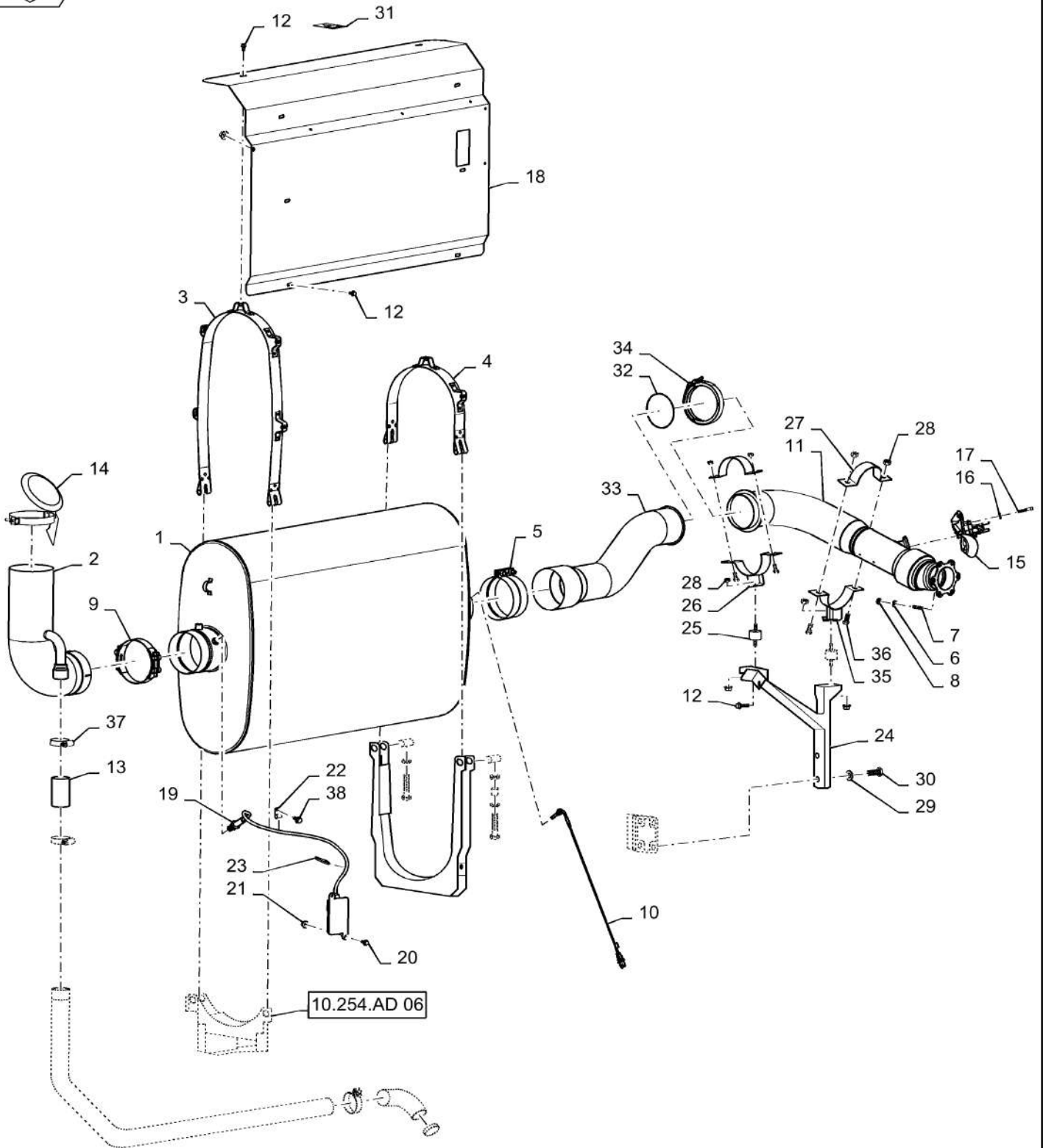
p1

10/201
3**EXHAUST/MUFFLER 82/9230 T2**

REF FN	PART NUMBER	YR/SN	QTY DESCRIPTION
1	87283492		1 SUPPORT Exhaust Inlet
2	87665176		1 TUBE 80 - 127 mm OD
3	87674148		1 BRACKET Muffler Support
4	87674852		1 CLAMP 12" Band
5	87665982		1 MUFFLER T2
6	87674128		1 TUBE 127 mm OD
7	86997809		1 COVER Rain Cap
8	140018		4 WASHER M12 x 24 x 2.5
9	140020		4 WASHER M16 x 30 x 3
10	43167		4 BOLT Hex, M16 x 30mm, CI 8.8, Full Thd
11	9706687		2 BOLT Hex, M12 x 1.75 x 30mm, CI 8.8, Full Thd
12	9706685		2 NUT M12, CI 8
13	140045		6 BELLEVILLE WASHER M10
14	110020		6 STUD M10, 12mm x 23mm x 30mm
15	84442904		6 LOCK NUT M10 x 1.5, CI 8.8
16	140017		4 WASHER M10 x 20 x 2
17	{43139}		2 M10 X 25mm, Full Thread 8.8
18	100016		2 NUT M10, CI 8
19	120039		1 CARRIAGE BOLT Short NK, M8 x 50, CI8.8, Full Thd
20	86619801		1 FLANGE NUT Prev Torque, Hex Flg, M8, CI 8

7230 8230 9230

EXHAUST/MUFFLER 82/9230 T4



EXHAUST/MUFFLER 82/9230 T4

REF FN	PART NUMBER	YR/SN	QTY DESCRIPTION
1	84160738		1 MUFFLER SCR, T4
2	84274560		1 TUBE Exhaust Outlet Elbow
3	84328911		1 BAND Large Over Muffler
4	84328843		1 SECURING STRAP Small Over Muffler
5	84175552		1 CLAMP Exhaust, 153mm/155mm
6	140045		6 BELLEVILLE WASHER M10
7	110020		6 STUD M10
8	84442904		6 LOCK NUT M10 x 1.5, CI 8.8
9	84178949		1 CLAMP Outlet, T-Band
10	87482353		2 SENSOR Exhaust Temperature
11	84526351		1 EXHAUST SYSTEM PIPE Turbo Outlet
12	844-8016		9 BOLT Hvy Hex, M8 x 16mm, CI 8.8
13	87402766		1 HOSE Scavenge
14	84209296		1 PROTECTION CAP Rain Cap
15	84248058		1 MODULE Dosing
16	86588450		3 WASHER M6 x 12 x 1.6 Thk
17	14305821		3 HEX SOC SCREW Hex Soc Hd, M6 x 40, 8.8
18	84523198		1 HEAT SHIELD Muffler Cover
19	84422745		1 SENSOR NOX
20	87695418		2 BOLT Flange, M6 X 16mm, Full Thread, 10.9
21	86050300		2 FLANGE NUT M6 x 1, Flg, CI10
22	9839372		1 CLAMP P Style
23	86566989		1 CABLE TIE M4.75 x 190.5 L
24	84579021		1 SUPPORT Y Shaped, Exhaust
25	393802		2 DAMPER Rubber
26	84579019		1 SUPPORT Mid-Pipe
27	84578996		2 CLAMP Half, Midpipe Support
28	86507066		8 FLANGE NUT M8 x 1.25, Flg, CI 10
29	140020		2 WASHER M16 x 30 x 3
30	43167		2 BOLT Hex, M16 x 30mm, CI 8.8, Full Thd
31	84004742		1 DECAL Hot Surface
			7230 8230 9230

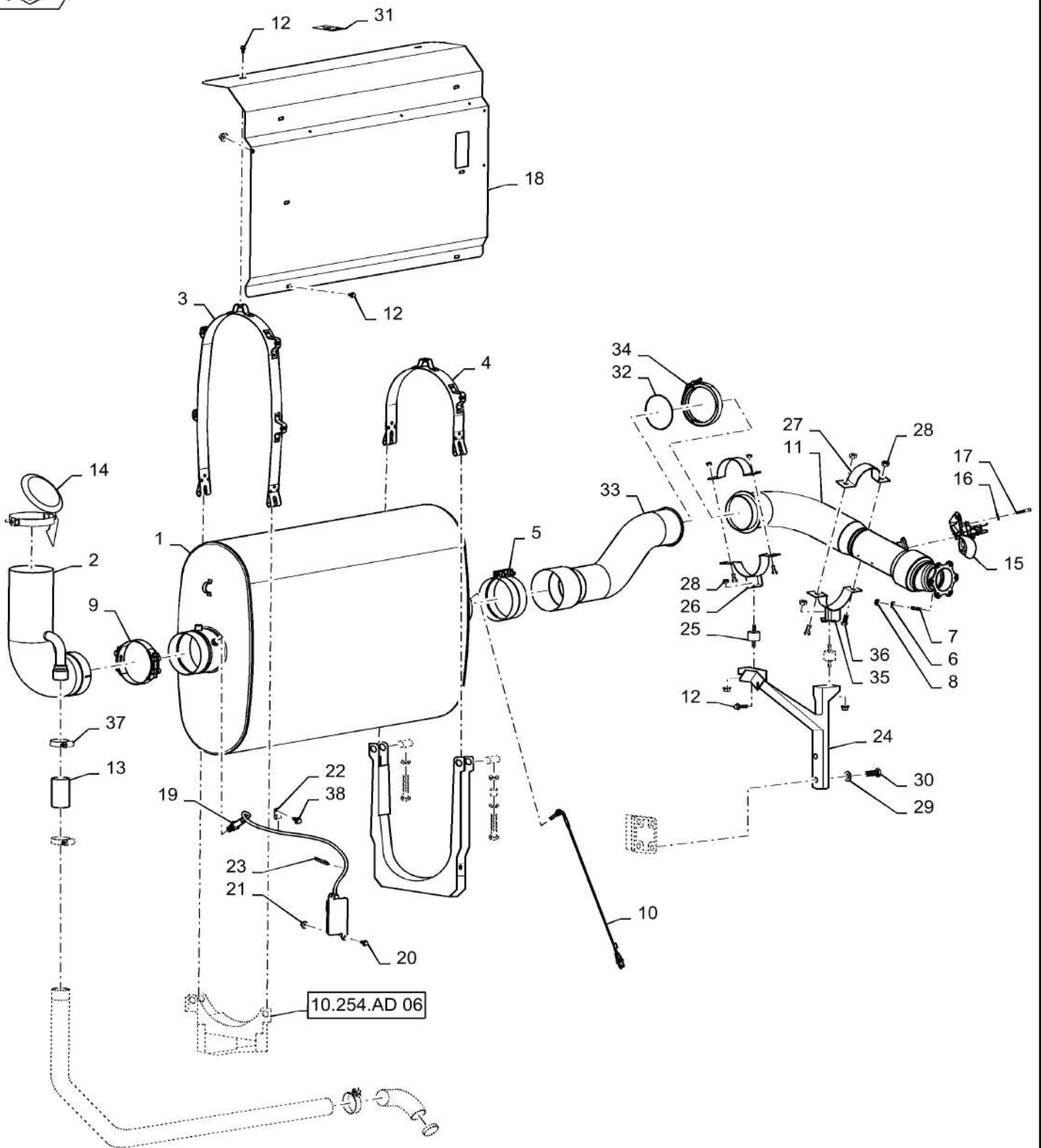
10.254.AD

05

p2

10/201
3

EXHAUST/MUFFLER 82/9230 T4



10.254.AD

05

p2

10/201
3

EXHAUST/MUFFLER 82/9230 T4

REF FN	PART NUMBER	YR/SN	QTY DESCRIPTION
32	84349224		1 GASKET Mid-pipe
33	84525459		1 EXHAUST SYSTEM PIPE Midpipe To Muffler
34	84469765		1 CLAMP Exhaust, Sealing
35	84579013		1 SUPPORT Lower Mid-pipe support
36	87682384		4 BOLT Carriage, M8 X 25mm 10.9
37	86625019		1 HOSE CLAMP 1.75/2.625 HD Worm, W/liner
38	86050279		1 FLANGE NUT M10 x 1.5, Flg, CI 10

7230 8230 9230

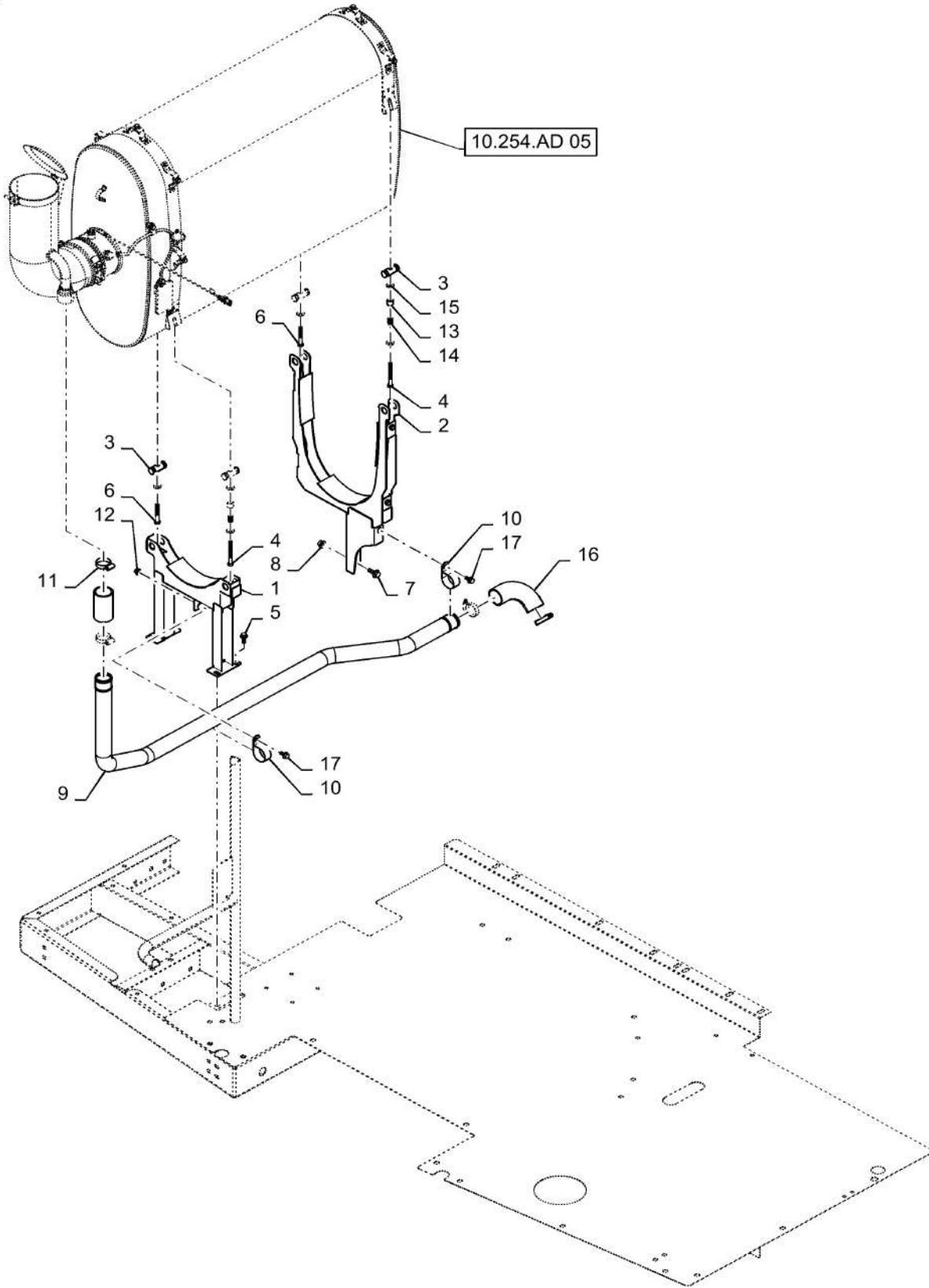
10.254.AD

06

p1

10/201
3

EXHAUST/MUFFLER 82/9230 T4



10.254.AD

06

p1

10/201
3**EXHAUST/MUFFLER 82/9230 T4**

REF FN	PART NUMBER	YR/SN	QTY DESCRIPTION
1	84208957		1 SUPPORT Muffler
2	84208958		1 SUPPORT Muffler
3	84123471		4 PIN 58mm X 22mm
4	538885		2 BOLT Hex, M10 x 1.5 x 90mm, CI 8.8, Full Thd
5	844-10025		4 BOLT Hvy Hex, M10 x 25mm, CI 8.8
6	120115		2 BOLT Hex, M10 x 1.5 x 70mm, CI 8.8, Full Thd
7	87030508		3 BOLT Hvy Hex, M12 x 30mm, CI 10.9
8	86512497		3 FLANGE NUT M12 x 1.75, Flg, CI 10
9	84281691		1 RIGID TUBE Scavenge
10	86634189		2 CLAMP 2", Insul, 1/2" Bolt
11	86625019		3 HOSE CLAMP 1.75/2.625 HD Worm, W/liner
12	86050279		2 FLANGE NUT M10 x 1.5, Flg, CI 10
13	378244		6 WASHER M10 x 24 x 2 Thk
14	11104		2 SPRING 22.2mm Free Length
15	84349044		2 EXHAUST SYSTEM PIPE Spacer
16	87674853		1 ELBOW To Air Cleaner System
17	87698835		3 BOLT Flange, M10 X 20mm, 10.9
			7230 8230 9230

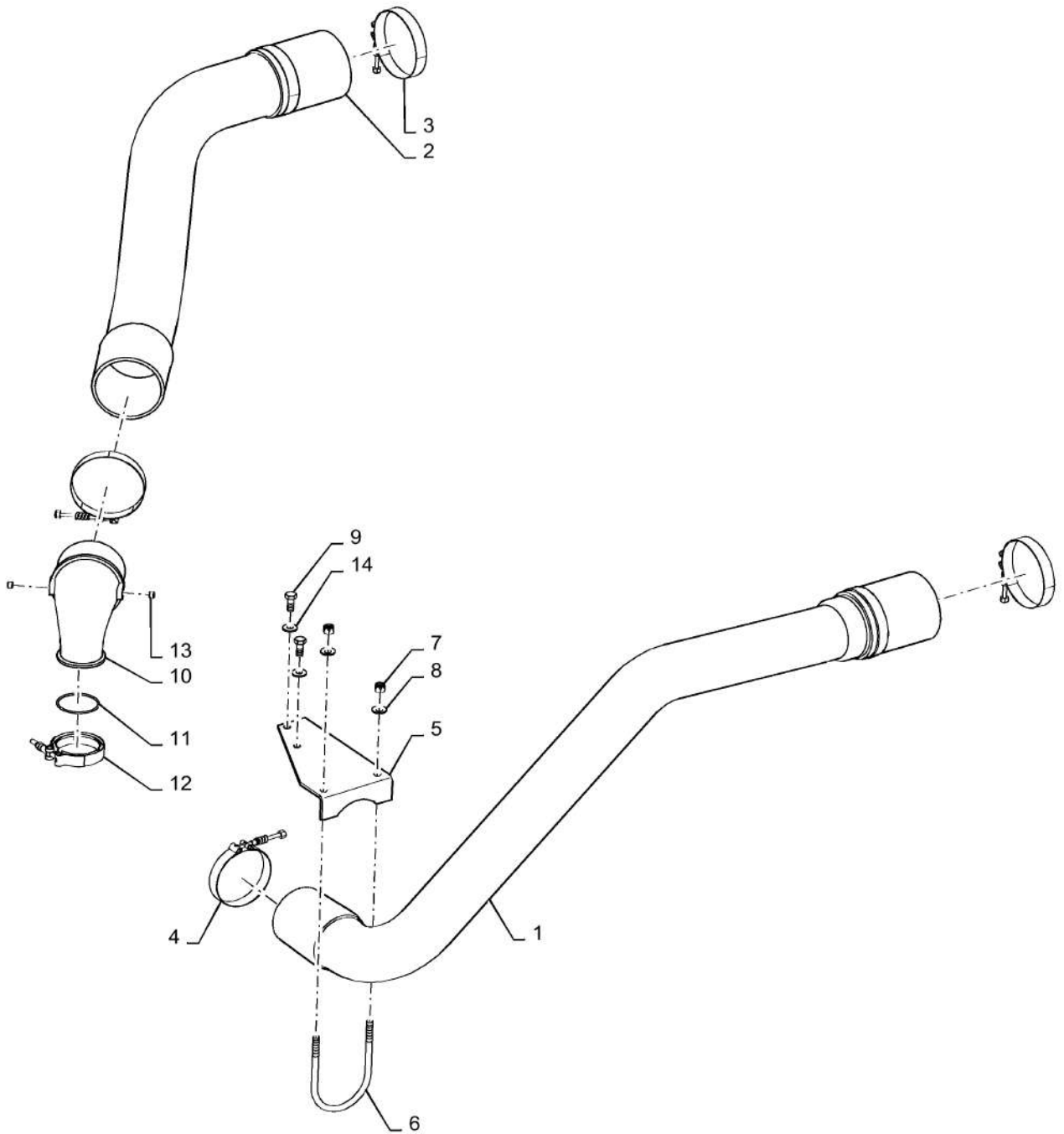
10.310.AE

01

p1

10/201
3

TUBE, INTERCOOLER 7230 ONLY



10.310.AE

01

p1

10/201
3**TUBE, INTERCOOLER 7230 ONLY**

REF FN	PART NUMBER	YR/SN	QTY DESCRIPTION
1	87527075		1 AIR INTAKE TUBE 949.8, 415.5 mm L Turbo To Intercooler
2	87527073		1 AIR INTAKE TUBE Intercooler To Intake Manifold
3	87420676		3 HOSE CLAMP T Bolt
4	86976661		1 HOSE CLAMP Spring
5	87572334		1 BRACKET Tube Support
6	87028029		1 U-BOLT 3/8"-16 x 3.56" x 5.5"
7	9637692		2 NUT 3/8"-16, GB
8	140045		2 BELLEVILLE WASHER M10
9	120104		2 BOLT Hex, M8 x 1.25 x 20mm, CI 8.8, Full Thd
10	86998476		1 ELBOW Tube To Turbo
11	J883284		1 O-RING 2.342" ID
12	J069053		1 CLAMP Turbo Outlet V Band
13	86998472		2 PLUG 1/8-27 Hex
14	322358		2 BELLEVILLE WASHER M8

7230 8230 9230

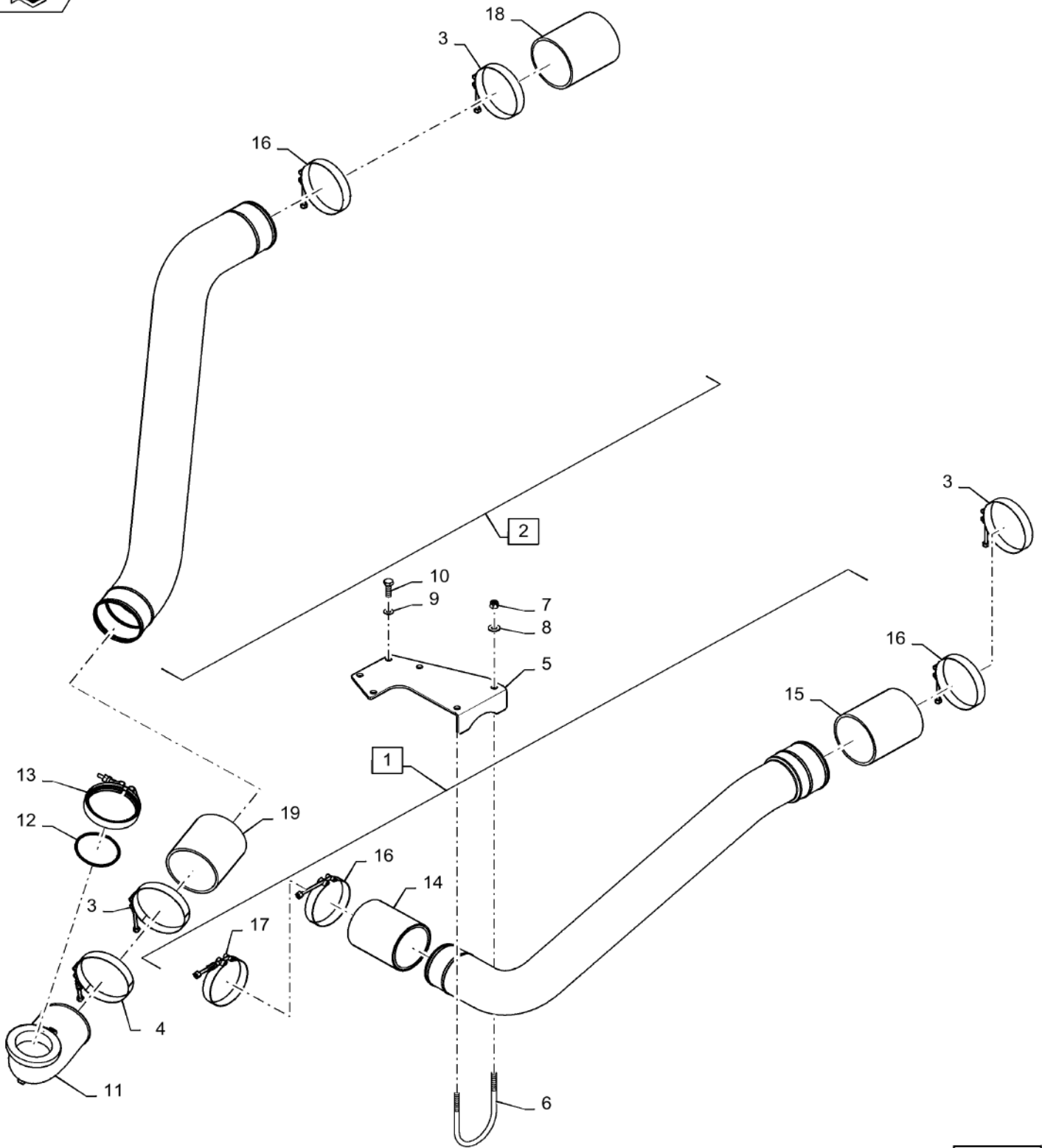
10.310.AE

02

p1

10/201
3

TUBE, INTERCOOLER 82/9230 ONLY



10.310.AE

02

p1

10/201
3**TUBE, INTERCOOLER 82/9230 ONLY**

REF FN	PART NUMBER	YR/SN	QTY DESCRIPTION
1	87665184		1 TUBE 589, 355.8 mm L Intercooler To Intake Manifold, Incl 1, 14 - 17
2	84179852		1 RIGID TUBE Turbo To Intercooler, Incl 2, 16, 18 - 19
3	87420676		3 HOSE CLAMP T Bolt
4	86976661		1 HOSE CLAMP Spring
5	87109471		1 BRACKET Tube Support
6	87028029		1 U-BOLT 3/8-16 X 3.56" X 5.5"
7	9637692		2 NUT 3/8"-16, GB
8	140045		2 BELLEVILLE WASHER M10
9	322358		4 BELLEVILLE WASHER M8
10	43140		4 BOLT Hex, M10 x 30mm, Cl 8.8, Full Thd
11	87699836		1 ELBOW Adapter to Turbo
12	87736454		1 O-RING Seal
13	84076899		1 CLAMP Air Sealing
14	87106404		1 HOSE 88.90 mm ID x 110 mm
15	87402762		1 HOSE 4" EPDM
16	87420676		3 HOSE CLAMP T- Clamp
17	86976661		1 HOSE CLAMP Spring
18	87402761		1 HOSE 4" EPDM
19	87681273		1 TUBE 4" EPDM

	7230 8230 9230
--	-----------------------

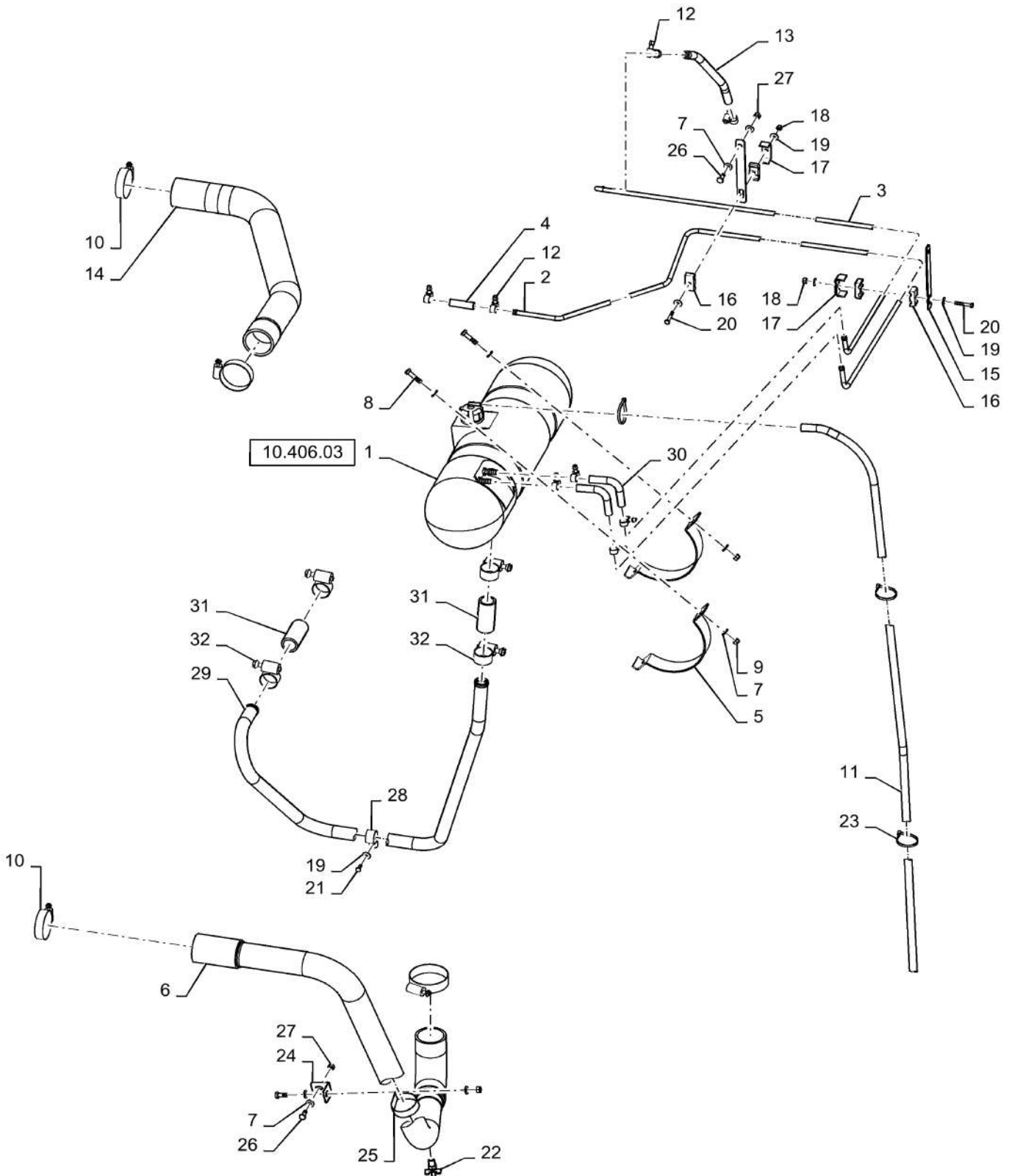
10.400.AK

01

p1

10/201
3

COOLANT CIRCUIT 7230 T2/T4



10.400.AK

01

p1

10/201
3**COOLANT CIRCUIT 7230 T2/T4**

REF FN	PART NUMBER	YR/SN	QTY DESCRIPTION
1	87670349		1 COOLANT EXPANSION RESERVOIR
2	84171885		1 RIGID TUBE
3	84172558		1 RIGID TUBE
4	87534733		1 HOSE 9.50 mm ID x 110.00 mm, SAE 30R2
5	84442536		2 CLAMP
6	87530575		1 TUBE 386.3 mm L
7	322358		14 BELLEVILLE WASHER M8
8	43129		4 BOLT Hex, M8 x 1.25 x 40mm, CI 8.8
9	86629542		4 NUT M8 x 1.25, CI 8
10	86633352		4 HOSE CLAMP
11	87395212		1 HOSE
12	214-1706		8 HOSE CLAMP #6, 0.44/0.78 Type M Worm
13	84144768		1 INTAKE AIR HOSE
14	87530573		1 HOSE 57.20 mm ID x 484.60 mm, SAE J20, 20R4 Class D-1
15	84466525		2 BRACKET
16	430357		4 CLAMP
17	431941		2 SUPPORT
18	353308		2 NUT M6 x 1, CI 8
19	412649		5 BELLEVILLE WASHER Belleville, M6
20	120102		2 BOLT Hex, M6 x 40, 8.8, Full Thd
21	86508568		1 BOLT Hex, M6 x 16mm, CI 8.8, Full Thd
22	86625234		5 COCK
23	86566989		1 CABLE TIE M4.75 x 190.5 L
24	87576259		1 BRACKET
25	515-23571		3 CLAMP 2 1/4", Insul, 3/8" Bolt
26	120104		3 BOLT Hex, M8 x 1.25 x 20mm, CI 8.8, Full Thd
27	9706690		1 NUT Hex, M8, 1.25mm Pitch, 6.80mm High, CI 8, ZND
28	86637996		2 CLAMP 1 1/8", Insul, 3/8" Bolt
29	87482872		4 TUBE 1.125" OD
			7230 8230 9230

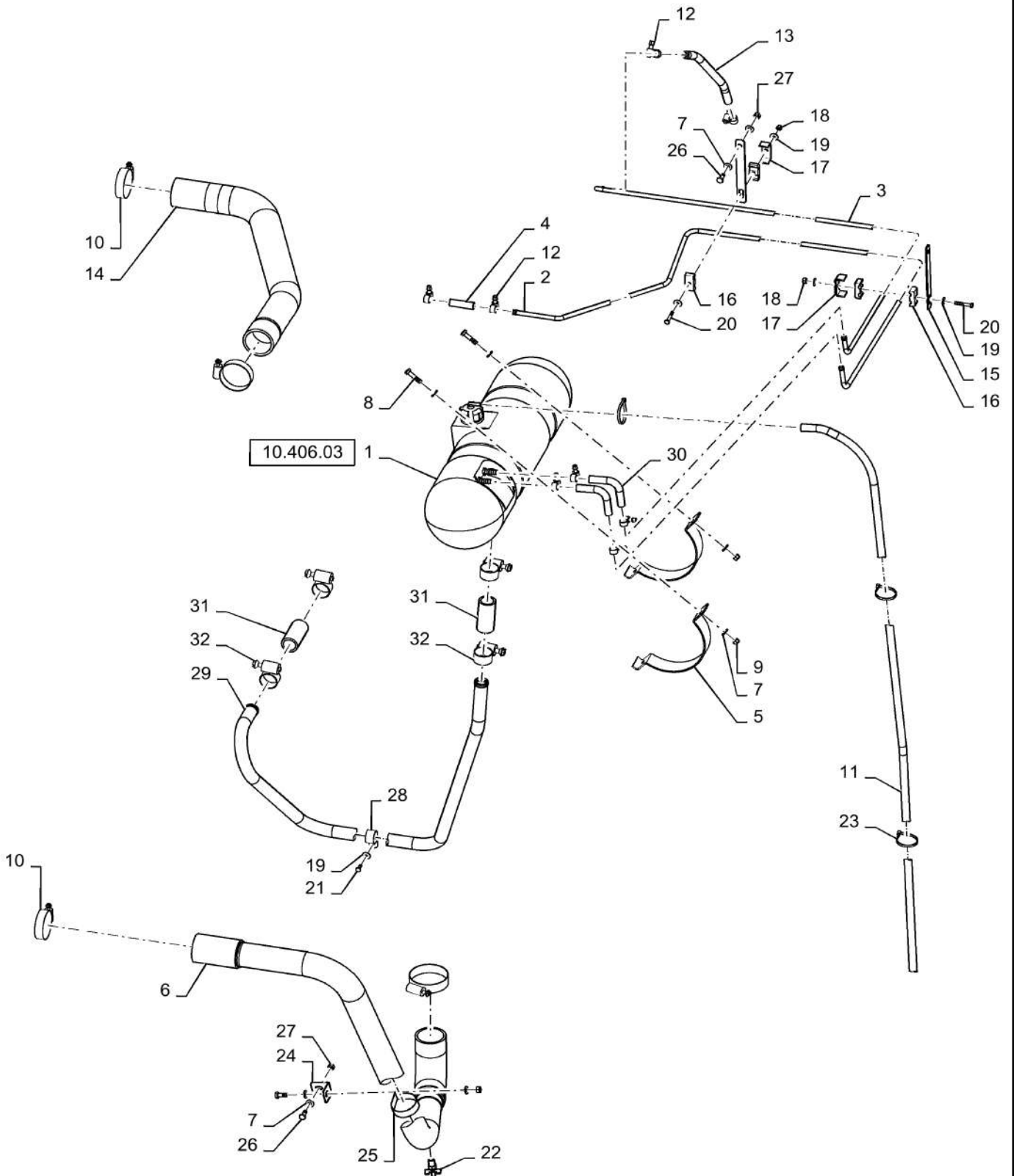
10.400.AK

01

p2

10/201
3

COOLANT CIRCUIT 7230 T2/T4



10.400.AK

01

p2

10/201
3

COOLANT CIRCUIT 7230 T2/T4

REF FN	PART NUMBER	YR/SN	QTY DESCRIPTION
30	87671820		2 HOSE 9.40 mm ID, SAE 30R2
31	87551123		1 HOSE 28.60 mm ID x 1100.00 mm, SAE 20R4
32	507586		1 HOSE CLAMP #20, 0.81/1.75 Type F Worm

7230 8230 9230

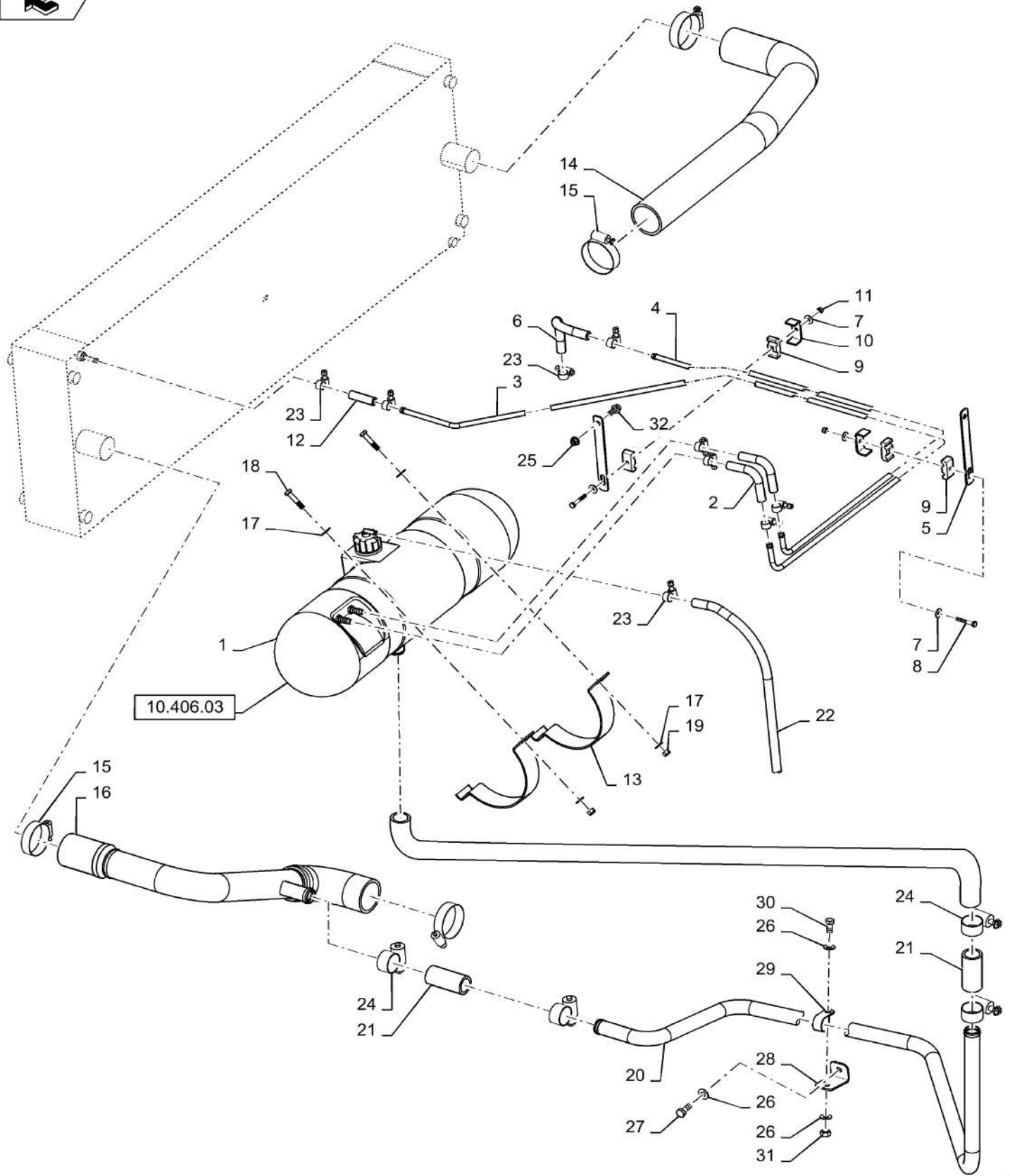
10.400.AK

02

p1

10/201
3

COOLANT CIRCUIT 82/9230 T2/T4



COOLANT CIRCUIT 82/9230 T2/T4

REF FN	PART NUMBER	YR/SN	QTY DESCRIPTION
1	87670349		1 COOLANT EXPANSION RESERVOIR
2	87671820		2 HOSE 9.40 mm ID, SAE 30R2
3	87665332		1 TUBE 9.52 mm OD
4	84420734		1 AIR INTAKE TUBE
5	84466525		2 BRACKET
6	87576257		1 HOSE 9.50 mm ID x 250.00 mm
7	412649		4 BELLEVILLE WASHER Belleville, M6
8	120102		2 BOLT Hex, M6 x 40, 8.8, Full Thd
9	430357		4 CLAMP
10	431941		2 SUPPORT
11	353308		2 NUT M6 x 1, CI 8
12	87534733		1 HOSE 9.50 mm ID x 110.00 mm, SAE 30R2
13	84442536		2 CLAMP
14	87667721		1 RADIATOR HOSE 60.00 mm ID x 726.30 mm, SAE J20R4
15	86633352		4 HOSE CLAMP
16	87696886		1 TUBE 409.1, 208.4 mm L
17	322358		8 BELLEVILLE WASHER M8
18	43129		4 BOLT Hex, M8 x 1.25 x 40mm, CI 8.8
19	86629542		4 NUT M8 x 1.25, CI 8
20	87665216		1 TUBE 28.6 mm OD x 924.9 mm L
21	87551123		2 HOSE 28.60 mm ID x 1100.00 mm, SAE 20R4
22	87395212		1 HOSE
23	214-1706		9 HOSE CLAMP #6, 0.44/0.78 Type M Worm
24	507586		4 HOSE CLAMP #20, 0.81/1.75 Type F Worm
25	86507066		1 FLANGE NUT M8 x 1.25, Flg, CI 10
26	140045		3 BELLEVILLE WASHER M10
27	{43139}		1
28	87723274		1 BRACKET
29	86637996		1 CLAMP 1 1/8", Insul, 3/8" Bolt
			7230 8230 9230

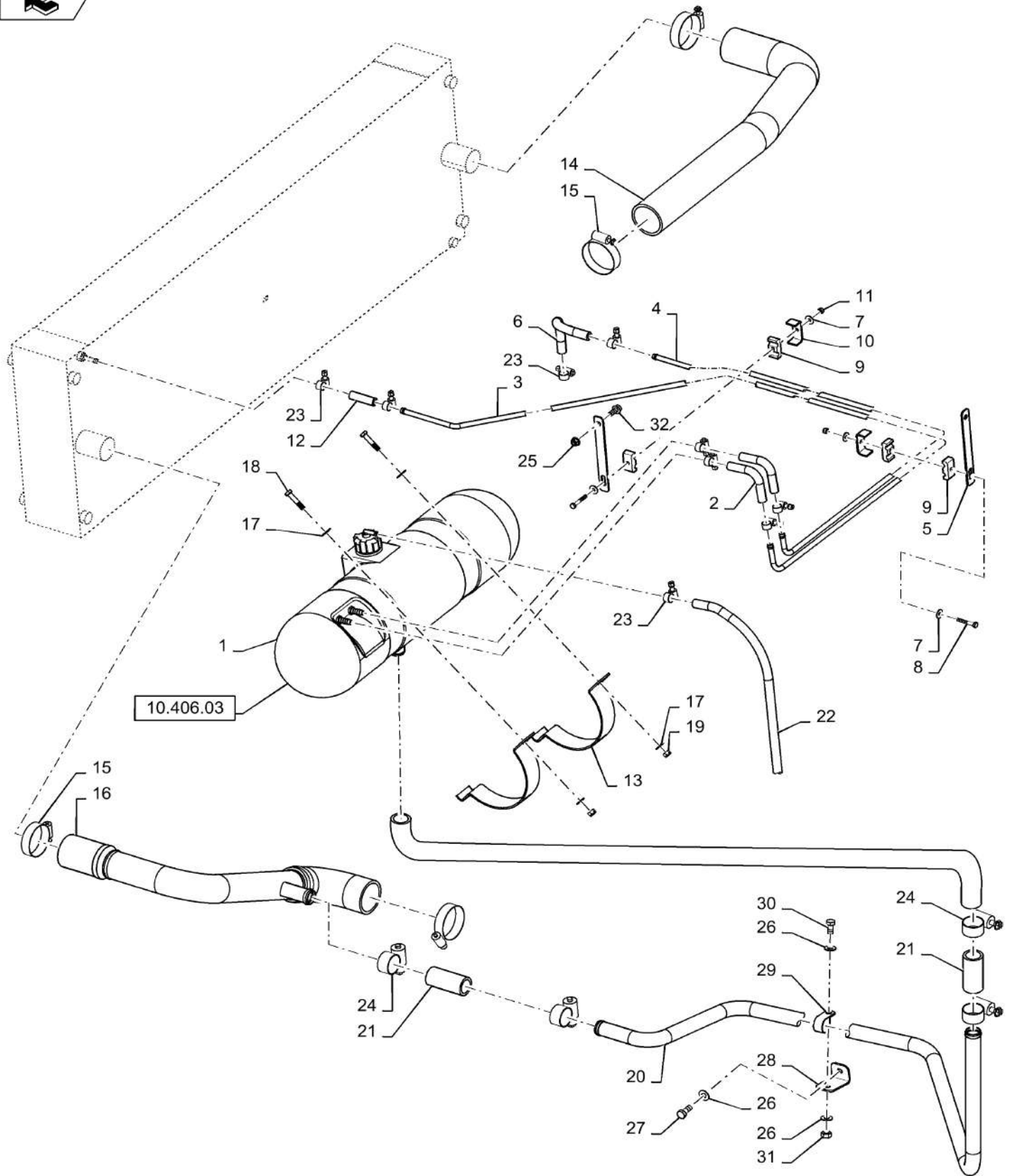
10.400.AK

02

p2

10/201
3

COOLANT CIRCUIT 82/9230 T2/T4



10.400.AK

02

p2

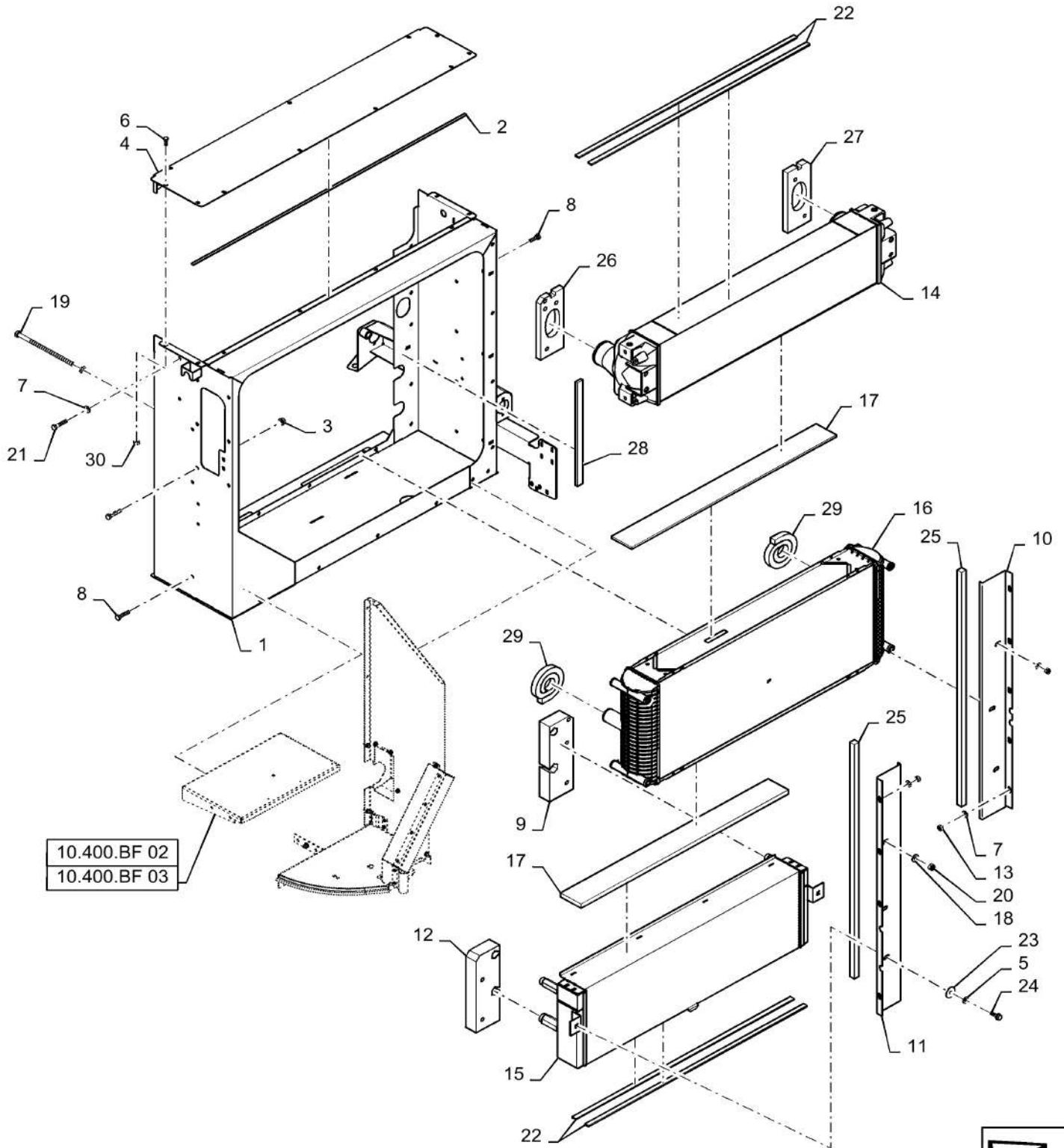
10/201
3

COOLANT CIRCUIT 82/9230 T2/T4

REF FN	PART NUMBER	YR/SN	QTY DESCRIPTION
30	43138		BOLT Hex, M10 x 1.5 x 20mm, CI 8.8, Full Thd
31	100016		NUT M10, CI 8
32	87656137		BOLT Hvy Hex, M8 x 20mm, CI 10.9
33	86507066		FLANGE NUT M8 x 1.25, Flg, CI 10

7230 8230 9230

COOLER ASSY., AIR DUCT, OIL COOLER, 7230



10.400.BF 02
10.400.BF 03



10.400.BF

01

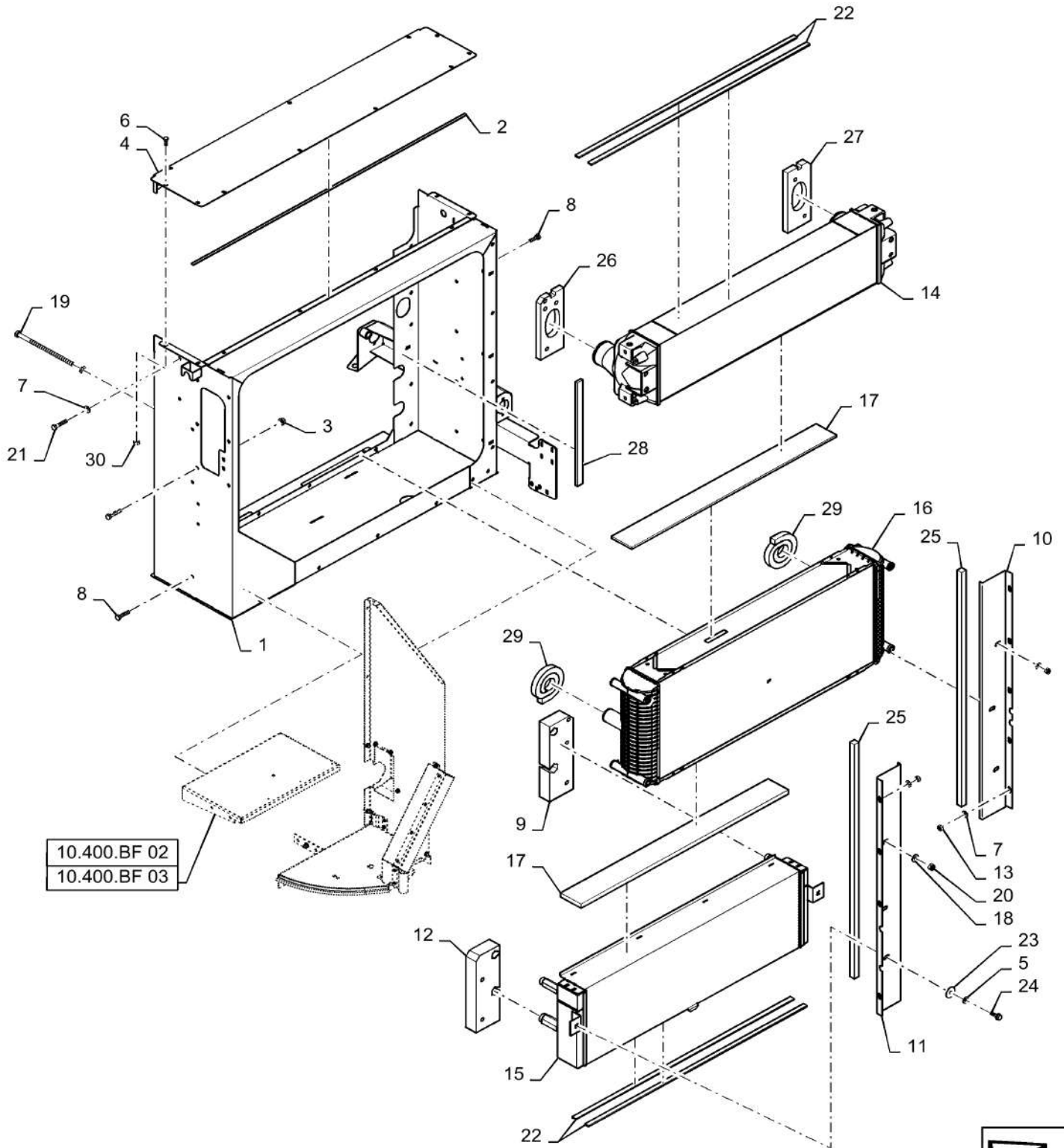
p1

10/201
3**COOLER ASSY., AIR DUCT, OIL COOLER, 7230**

REF FN	PART NUMBER	YR/SN	QTY DESCRIPTION
1	84554233		1 FRAME Cooler Box
2	87510717		1 SEAL Tape
3	87284531		10 NUT Rivnut, M8 X 1.25
4	87380303		1 COVER ASSY Cooler Box
5	87698837		2 BOLT Flange, M10 X 30mm Full Thread, 10.9
6	87656137		8 BOLT Hvy Hex, M8 x 20mm, CI 10.9
7	140045		11 BELLEVILLE WASHER M10
8	87698837		9 BOLT Flange, M10 X 30mm Full Thread 10.9
9	84331748		1 FOAM INSULATION Seal
10	84170569		1 PLATE Side Panel, Painted
11	87388375		1 PLATE Side Panel, Painted
12	84359439		1 FOAM INSULATION Oil Cooler Air Seal
13	86050279		9 FLANGE NUT M10 x 1.5, Flg, CI 10
14	87578692		1 INTERCOOLER Air
15	87378363		1 COOLER, OIL
16	87378361		1 RADIATOR Coolant
17	87584962		2 SEALING STRIP Foam
18	86511324		2 WASHER M12 x 24 x 2.5
19	364053		4 BOLT Hex, M12 x 1.75 x 220mm, CI 8.8
20	100038		4 NUT M12 x 1.75, CI 8
21	120069		2 BOLT Hex, M10 x 1.5 x 50mm, CI 8.8
22	292029		AR SPECIAL TOOL 1/4" X 3/4"
23	86979986		2 WASHER M8
24	87698833		2 BOLT Hvy Hex Flg, M8 x 25mm, CI 10.9, Full Thd
25	87710390		2 SEAL Baffle
26	84359435		1 FOAM INSULATION Upper Cooler Box, Intercooler
27	84331743		1 FOAM INSULATION Upper Cooler Box, Intercooler
28	87419199		1 SEAL Tape, Inner Box
29	291355		AR PAD Poly Foam

7230

COOLER ASSY., AIR DUCT, OIL COOLER, 7230



10.400.BF 02
10.400.BF 03



10.400.BF

01

p2

10/201
3

COOLER ASSY., AIR DUCT, OIL COOLER, 7230

REF FN PART NUMBER

YR/SN

QTY DESCRIPTION

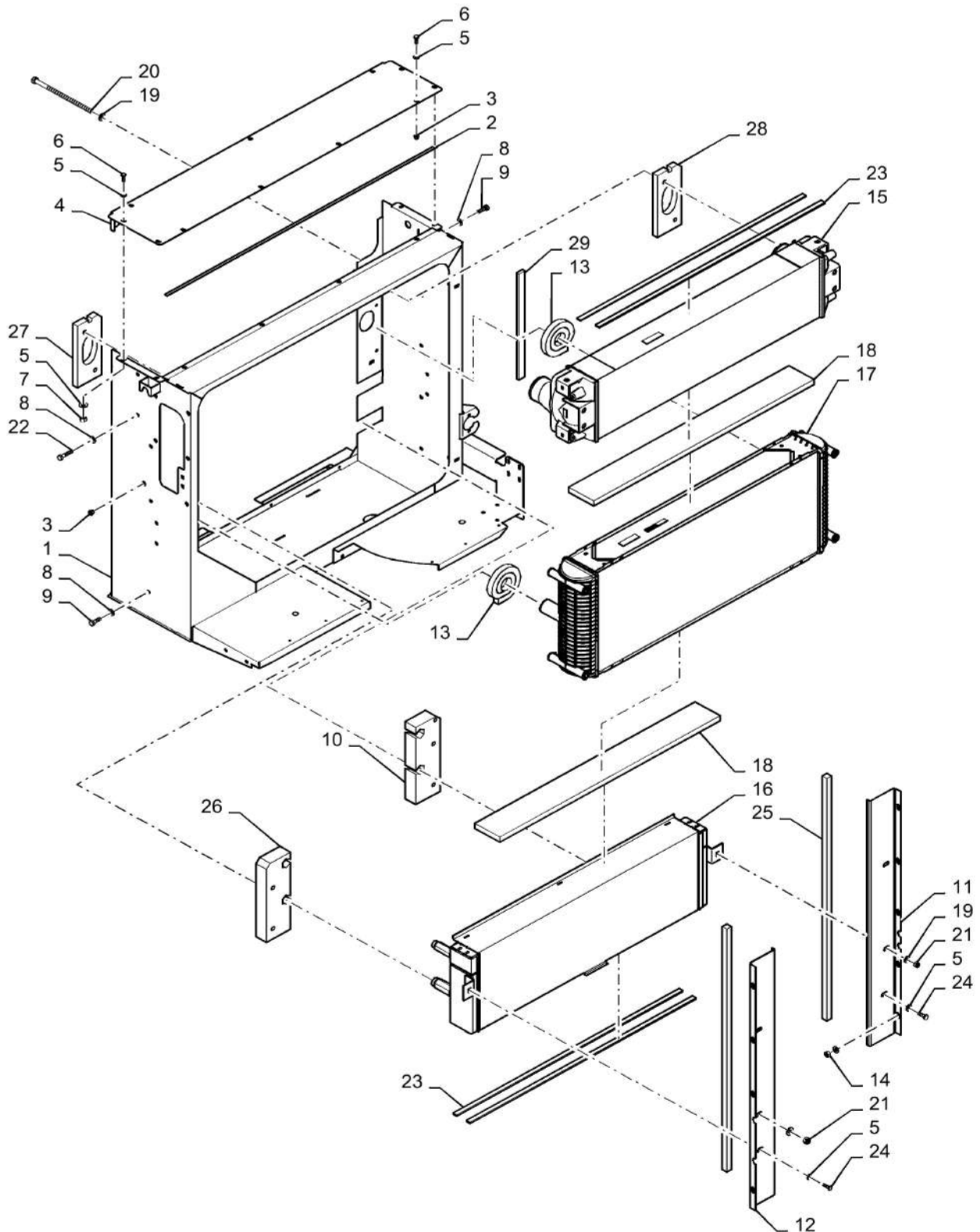
30

86507066

11 FLANGE NUT M8 x 1.25, Flg, CI 10

7230

COOLER BOX AND COOLERS- 7230 T2/T4



10.400.BF

01

p1

10/201
3**COOLER BOX AND COOLERS- 7230 T2/T4**

REF FN	PART NUMBER	YR/SN	QTY DESCRIPTION
1	84416639		1 FRAME
2	87510717		1 SEAL
3	87284531		10 NUT
4	87380303		1 COVER ASSY
5	322358		4 BELLEVILLE WASHER M8
6	120104		1 BOLT Hex, M8 x 1.25 x 20mm, CI 8.8, Full Thd
7	9706690		11 NUT Hex, M8, 1.25mm Pitch, 6.80mm High, CI 8, ZND
8	140045		2 BELLEVILLE WASHER M10
9	43140		2 BOLT Hex, M10 x 30mm, CI 8.8, Full Thd
10	84331748		1 FOAM INSULATION
11	84170569		1 PLATE
12	87388375		1 PLATE
13	WIC291355		25 PAD Sold In 25 Ft Bulk Roll. Quant. 25 Indicates Min. Order Quantity
14	100016		13 NUT M10, CI 8
15	87578692		1 INTERCOOLER
16	87378363		1 COOLER, OIL
17	87378361		1 RADIATOR
18	87584962		2 SEALING STRIP
19	86511324		8 WASHER M12 x 24 x 2.5
20	364053		4 BOLT Hex, M12 x 1.75 x 220mm, CI 8.8
21	100038		4 NUT M12 x 1.75, CI 8
22	120069		2 BOLT Hex, M10 x 1.5 x 50mm, CI 8.8
23	NA		16 NOT SERVICED Cut From Bulk 292029
24	43127		1 BOLT Hex, M8 x 1.25 x 25mm, CI 8.8, Full Thd
25	87710390		2 SEAL
26	84359439		1 FOAM INSULATION
27	84359435		1 FOAM INSULATION
28	84331743		1 FOAM INSULATION
29	87419199		1 SEAL

7230

10.400.BF

02

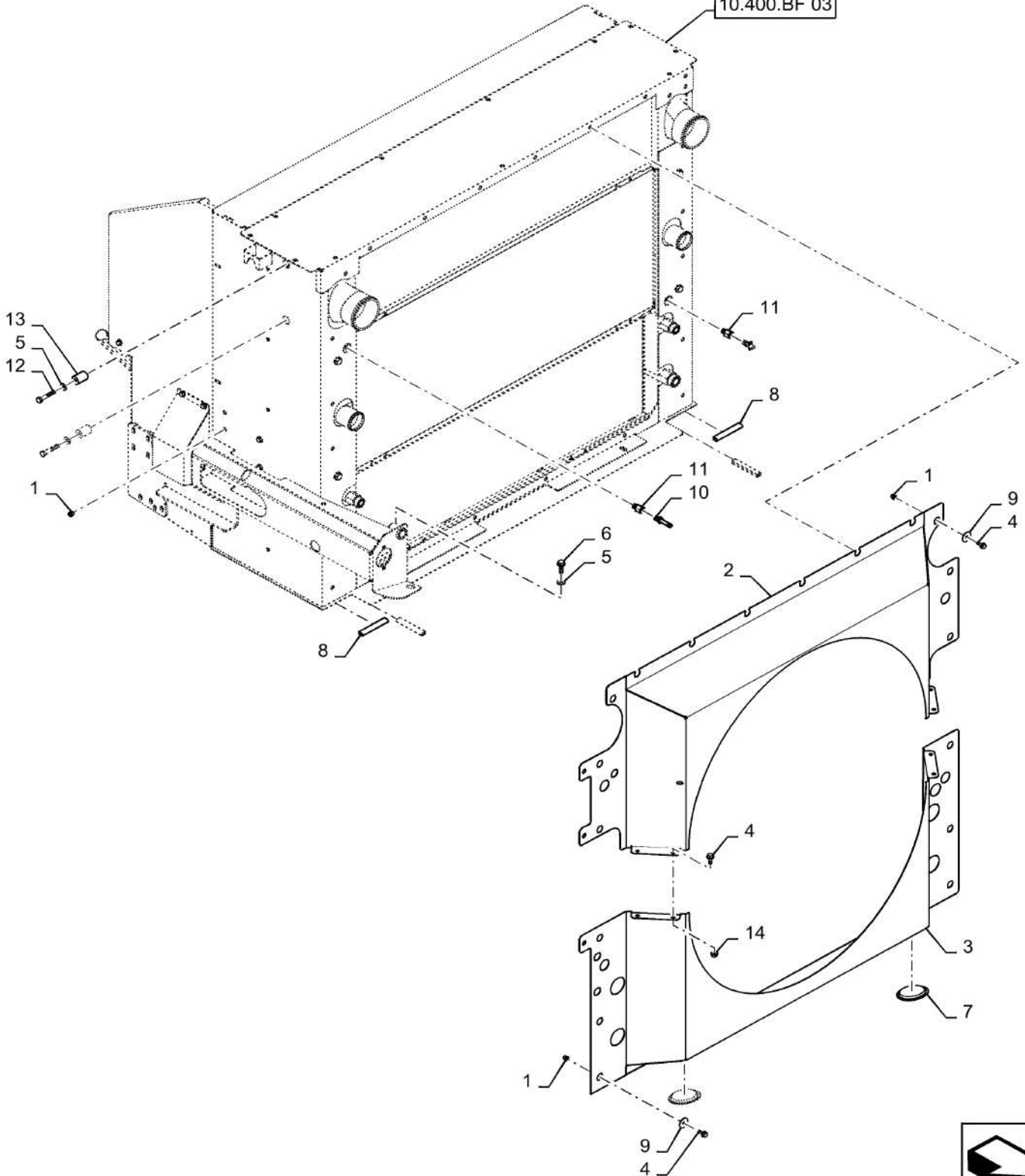
p1

10/201
3

COOLER ASSY., AIR DUCT, OIL COOLER 7230 , SHROUD



10.400.BF 01
10.400.BF 03



10.400.BF

02

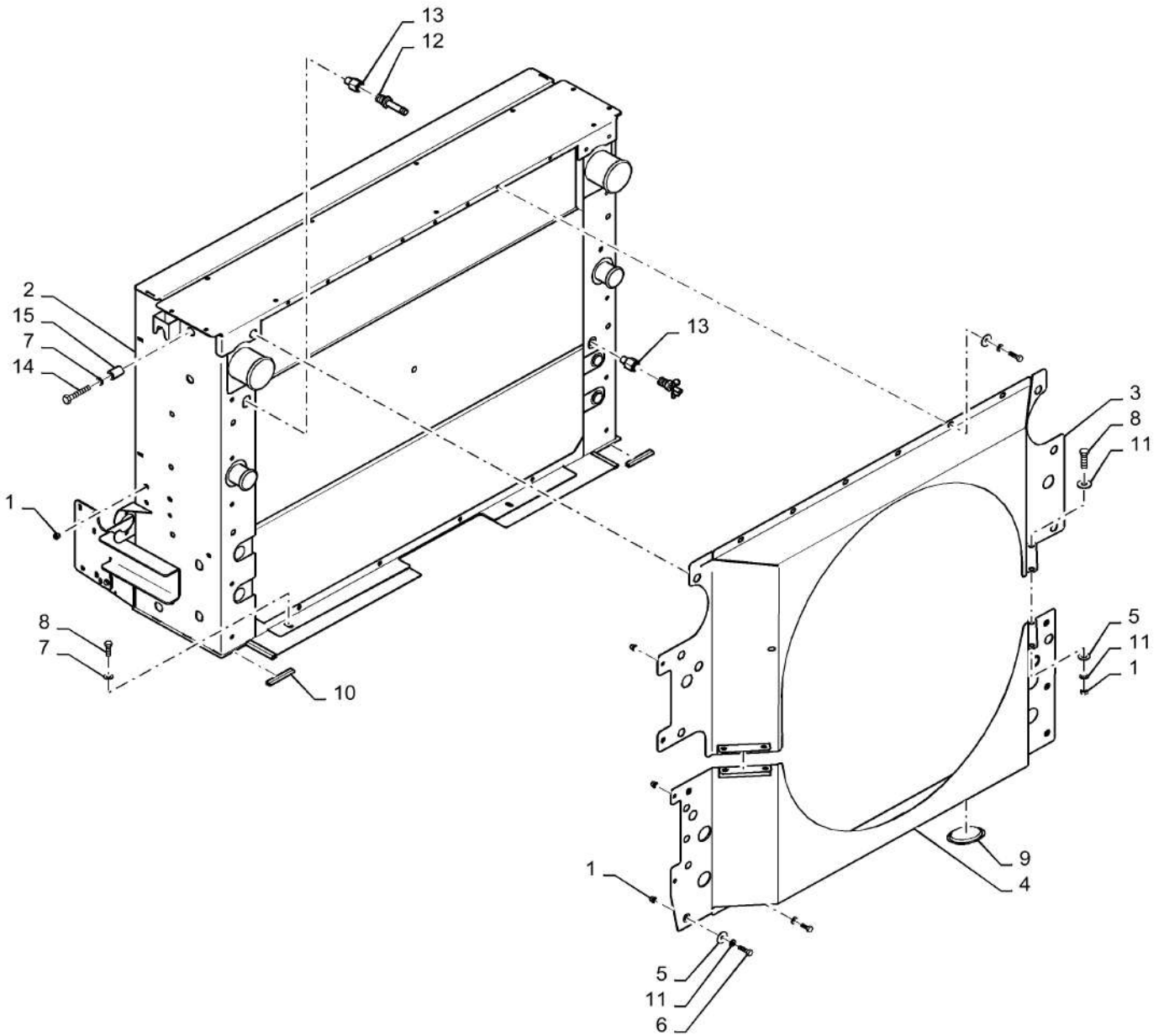
p1

10/201
3**COOLER ASSY., AIR DUCT, OIL COOLER 7230 , SHROUD**

REF FN	PART NUMBER	YR/SN	QTY DESCRIPTION
1	87284531		16 NUT Rivnut, M8 - 1.25
2	87576498		1 SHROUD Top
3	84554239		1 SHROUD Bottom
4	87656137		26 BOLT Hvy Hex, M8 x 20mm, CI 10.9
5	140045		4 BELLEVILLE WASHER M10
6	87698837		2 BOLT Flange, M10 X 30mm Full Thread, 10.9
7	87000778		2 PLUG Cleanout
8	291186		AR PROTECTION Edge Trim
9	86979986		22 WASHER M8
10	217-151		1 FITTING 3/8" Hose X 1/4" NPTF Beaded
11	87306797		2 ADAPTER 1/4"-18 Fem NPTF x 1/4"-18 NPTF Male
12	412151		2 BOLT Hex, M10 x 1.5 x 55mm, CI 8.8
13	87735597		2 BUSHING Rubber
14	86507066		4 FLANGE NUT M8 x 1.25, Flg, CI 10

7230

COOLER BOX AND COOLERS 7230 T2/T4 CONTINUED



10.400.BF

02

p1

10/201
3**COOLER BOX AND COOLERS 7230 T2/T4 CONTINUED**

REF FN	PART NUMBER	YR/SN	QTY DESCRIPTION
1	87284531		20 NUT
2	87380303		2 COVER ASSY
3	87576498		1 SHROUD
4	84324391		1 SHROUD
5	322358		32 BELLEVILLE WASHER M8
6	120104		32 BOLT Hex, M8 x 1.25 x 20mm, Cl 8.8, Full Thd
7	140045		1 BELLEVILLE WASHER M10
8	43140		1 BOLT Hex, M10 x 30mm, Cl 8.8, Full Thd
9	87000778		2 PLUG
10	291186		2 PROTECTION
11	86979986		32 WASHER
12	217-151		1 FITTING 3/8" Hose X 1/4" NPTF Beaded
13	87306797		2 ADAPTER 1/4"-18 Fem NPTF x 1/4"-18 NPTF Male
14	412151		2 BOLT Hex, M10 x 1.5 x 55mm, Cl 8.8
15	87735597		2 BUSHING

7230

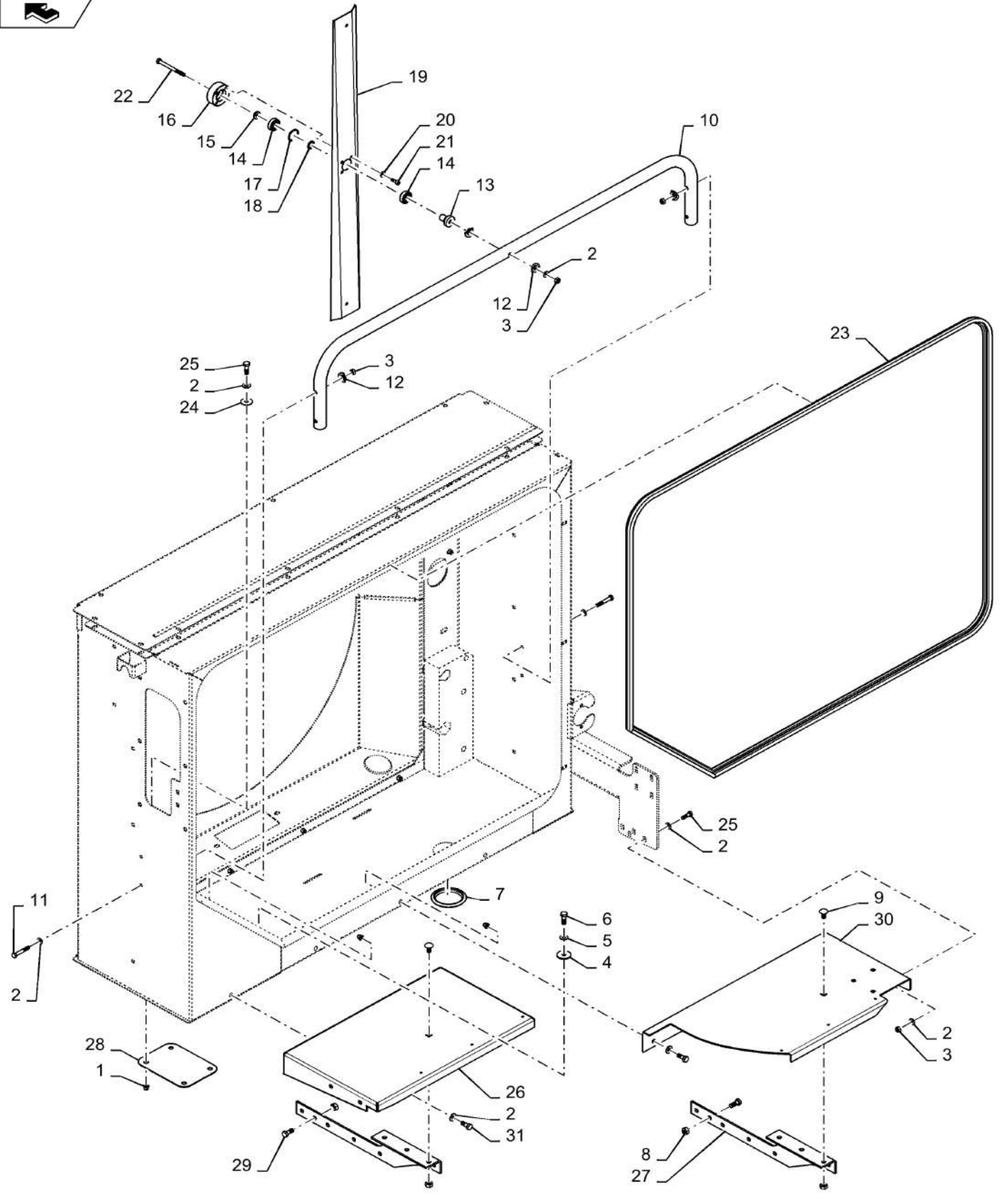
10.400.BF

03

p1

10/201
3

COOLER BOX FAN ASSY 7230 T2/T4



10.400.BF

03

p1

10/201
3**COOLER BOX FAN ASSY 7230 T2/T4**

REF FN	PART NUMBER	YR/SN	QTY DESCRIPTION
1	87284531		8 NUT
2	322358		49 BELLEVILLE WASHER M8
3	9706690		2 NUT Hex, M8, 1.25mm Pitch, 6.80mm High, Cl 8, ZND
4	86637594		2 WASHER 13/32" x 1 1/2" x .120"
5	140045		2 BELLEVILLE WASHER M10
6	43140		10 BOLT Hex, M10 x 30mm, Cl 8.8, Full Thd
7	87000778		1 PLUG
8	100016		2 NUT M10, Cl 8
9	120041		2 CARRIAGE BOLT Short NK, M10 x 20, Cl 8.8, Full Thd
10	87395329		1 TUBE 27.86 mm ID x 33.4 mm OD x 1457.4, 266.7 mm L
11	43130		4 BOLT Hex, M8 x 1.25 x 50mm, Cl 8.8
12	333962		6 CLAMP
13	84460219		1 SHAFT
14	86629503		2 BALL BEARING
15	84334251		1 WASHER
16	84437613		1 BUSHING
17	300642		1 CIRCLIP M35, Int
18	86592711		1 WASHER M8 x 21 x 4
19	87720406		1 FAN BLADE
20	322357		4 BELLEVILLE WASHER M6
21	84058583		4 HEX SOC SCREW M6 x 16mm, Cl 8.8
22	86508571		1 BOLT Hex, M8 x 90mm, Cl 8.8
23	401209		1 SEAL PROTECTION
24	86979986		25 WASHER
25	43127		6 BOLT Hex, M8 x 1.25 x 25mm, Cl 8.8, Full Thd
26	84284696		1 PLATFORM
27	84342089		2 BRACKET
28	87550262		1 COVER PLATE
29	{43139}		4

7230

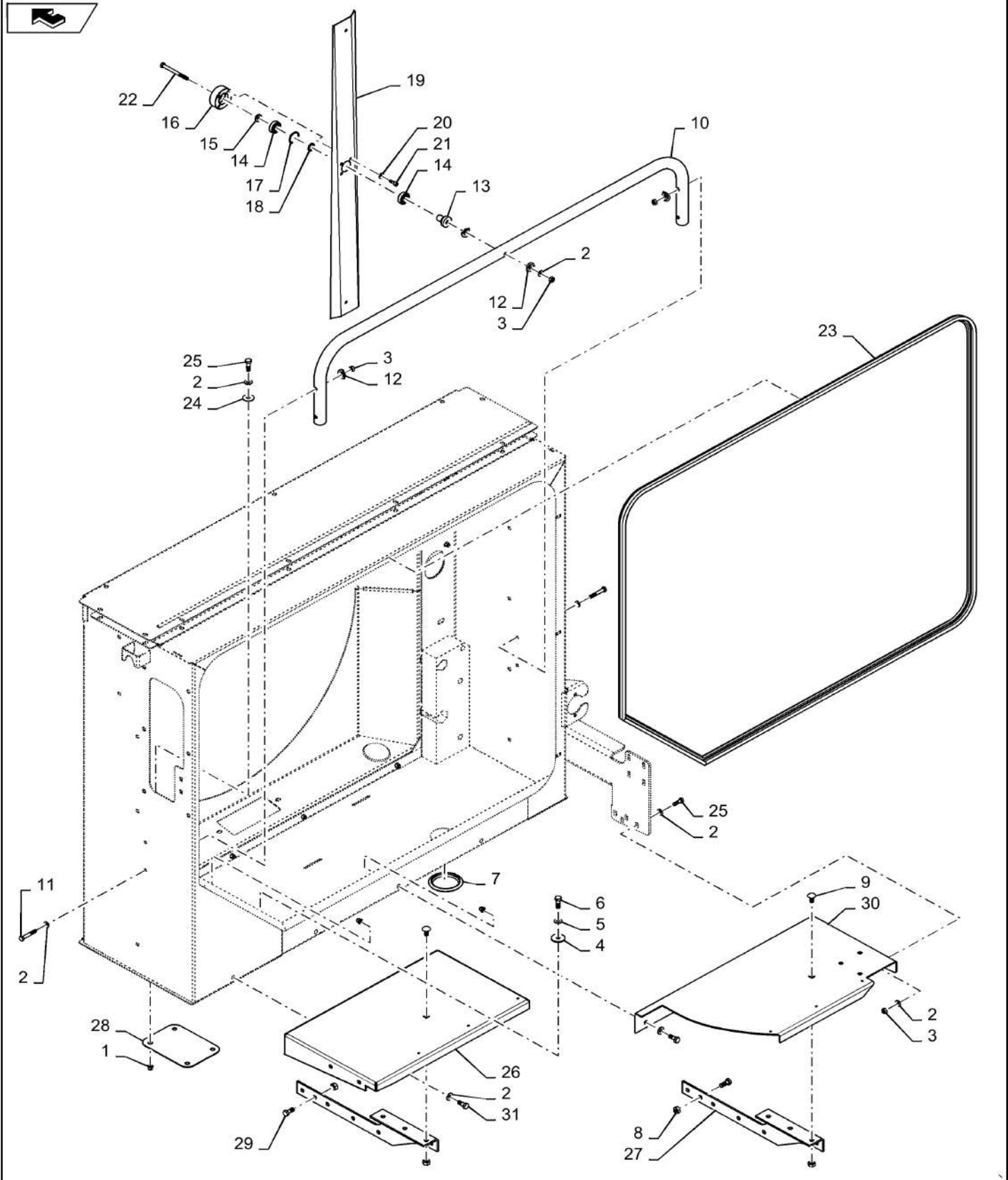
10.400.BF

03

p2

10/201
3

COOLER BOX FAN ASSY 7230 T2/T4



10.400.BF

03

p2

10/201
3

COOLER BOX FAN ASSY 7230 T2/T4

REF FN	PART NUMBER	YR/SN	QTY DESCRIPTION
30	84285017		1 PLATFORM
31	120104		4 BOLT Hex, M8 x 1.25 x 20mm, Cl 8.8, Full Thd

7230

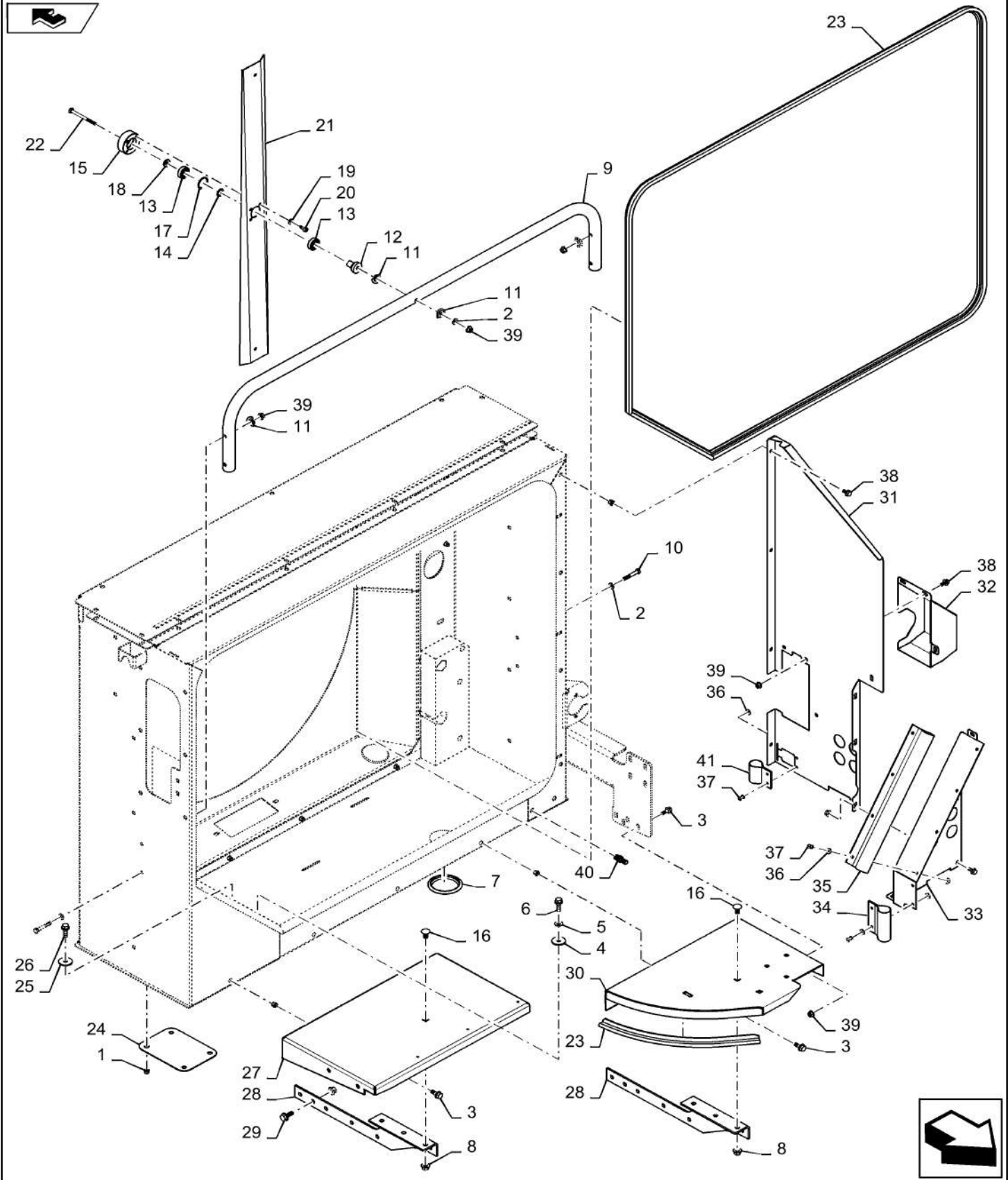
10.400.BF

03

p1

10/201
3

COOLER ASSY, AIR DUCT, BOX 7230



COOLER ASSY, AIR DUCT, BOX 7230

REF FN	PART NUMBER	YR/SN	QTY DESCRIPTION
1	87284531		14 NUT Rivnut, M8-1.25
2	322358		5 BELLEVILLE WASHER M8
3	87656137		5 BOLT Hvy Hex, M8 x 20mm, CI 10.9
4	86637594		2 WASHER 13/32" x 1 1/2" x .120"
5	140045		2 BELLEVILLE WASHER M10
6	87698837		2 BOLT Flange, M10 X 30mm Full Thread, 10.9
7	87000778		1 PLUG Clean Out
8	86050279		7 FLANGE NUT M10 x 1.5, Flg, CI 10
9	87395329		1 TUBE 27.86 mm ID x 33.4 mm OD x 1457.4, 266.7 mm L
10	43130		4 BOLT Hex, M8 x 1.25 x 50mm, CI 8.8
11	333962		6 CLAMP Band
12	84460219		1 SHAFT Fan
13	86629503		2 BALL BEARING 17mm ID X 35mm OD
14	84334251		1 WASHER 17.5mm ID
15	84437613		1 BUSHING 35mm ID
16	120041		3 CARRIAGE BOLT Short NK, M10 x 20, CI 8.8, Full Thd
17	300642		1 CIRCLIP M35, Int
18	86592711		1 WASHER M8 x 21 x 4
19	322357		4 BELLEVILLE WASHER M6
20	84058583		4 HEX SOC SCREW M6 x 16mm, CI 8.8 Hex Socket M6 X 16mm
21	87720406		1 FAN BLADE Cleaning
22	86508571		1 BOLT Hex, M8 x 90mm, CI 8.8
23	401209		AR SEAL PROTECTION Trim Edge
24	87550262		1 COVER PLATE Cooler Bottom
25	86979986		4 WASHER .344" X 1.25" X .06"
26	87698833		4 BOLT Hvy Hex Flg, M8 x 25mm, CI 10.9, Full Thd
27	84284696		1 PLATFORM Rotary Air Screen
28	84342089		2 BRACKET Supporting
			7230

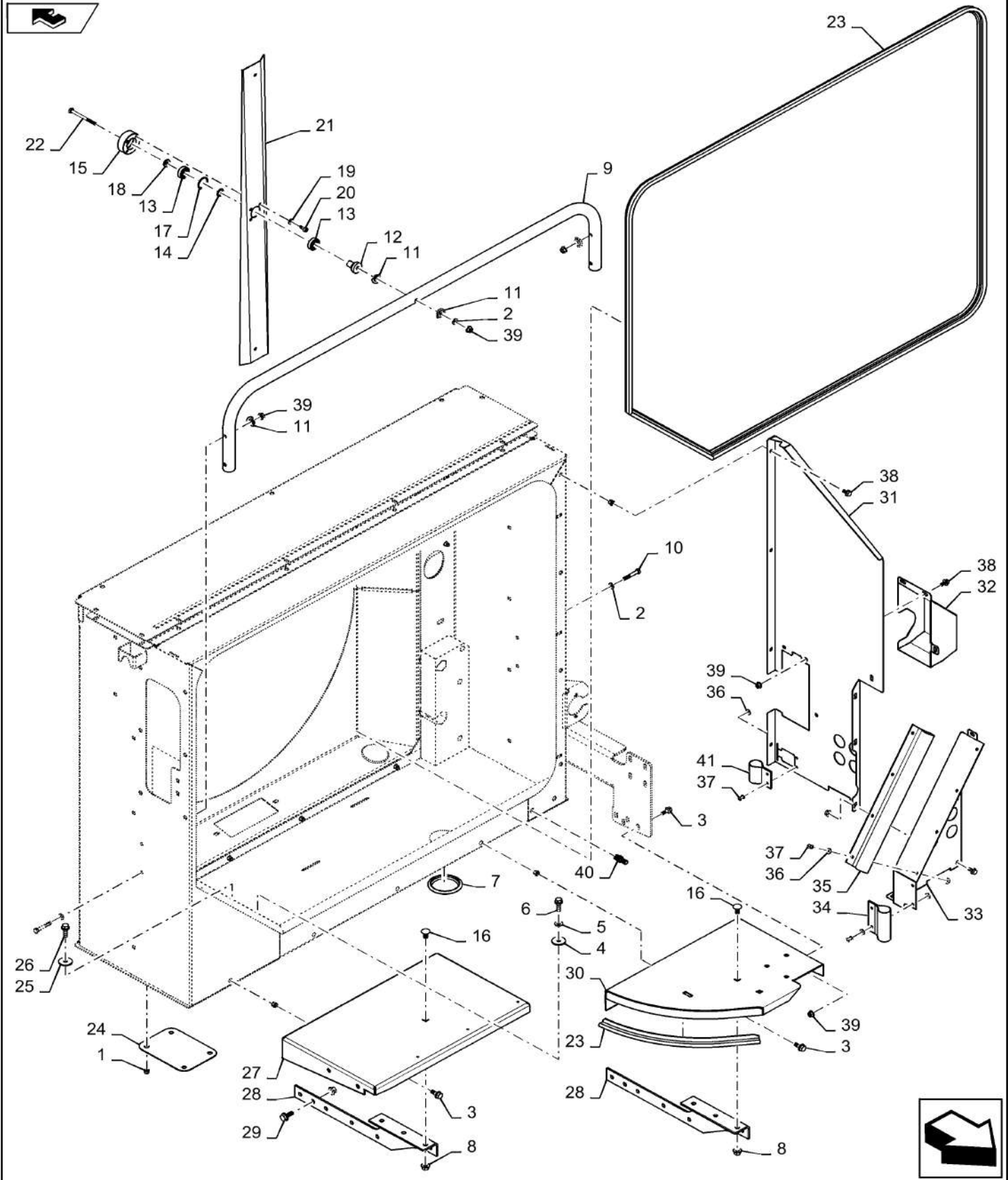
10.400.BF

03

p2

10/201
3

COOLER ASSY, AIR DUCT, BOX 7230



10.400.BF

03

p2

10/201
3**COOLER ASSY, AIR DUCT, BOX 7230**

REF FN	PART NUMBER	YR/SN	QTY DESCRIPTION
29	87698836		4 BOLT Hvy Hex Flg, M10 x 25mm, CI 10.9, Full Thd
30	84554234		1 PLATFORM Rotary Air Screen
31	84572678		1 COVER Side
32	84511333		1 COVER Cap, Side
33	84511331		1 COVER Front
34	84481341		1 RUBBER SEAL Edge
35	84481340		1 RUBBER SEAL Edge
36	12642801		14 WASHER M4 x 12 x 1
37	14642191		8 RIVET M3.9 X 14mm
38	87681207		11 BOLT Hex, M8 X 16mm, Class 10.9
39	86507066		7 FLANGE NUT M8 x 1.25, Flg, CI 10
40	84559319		2 STUD Captive
41	84481342		1 SEAL Edge

7230

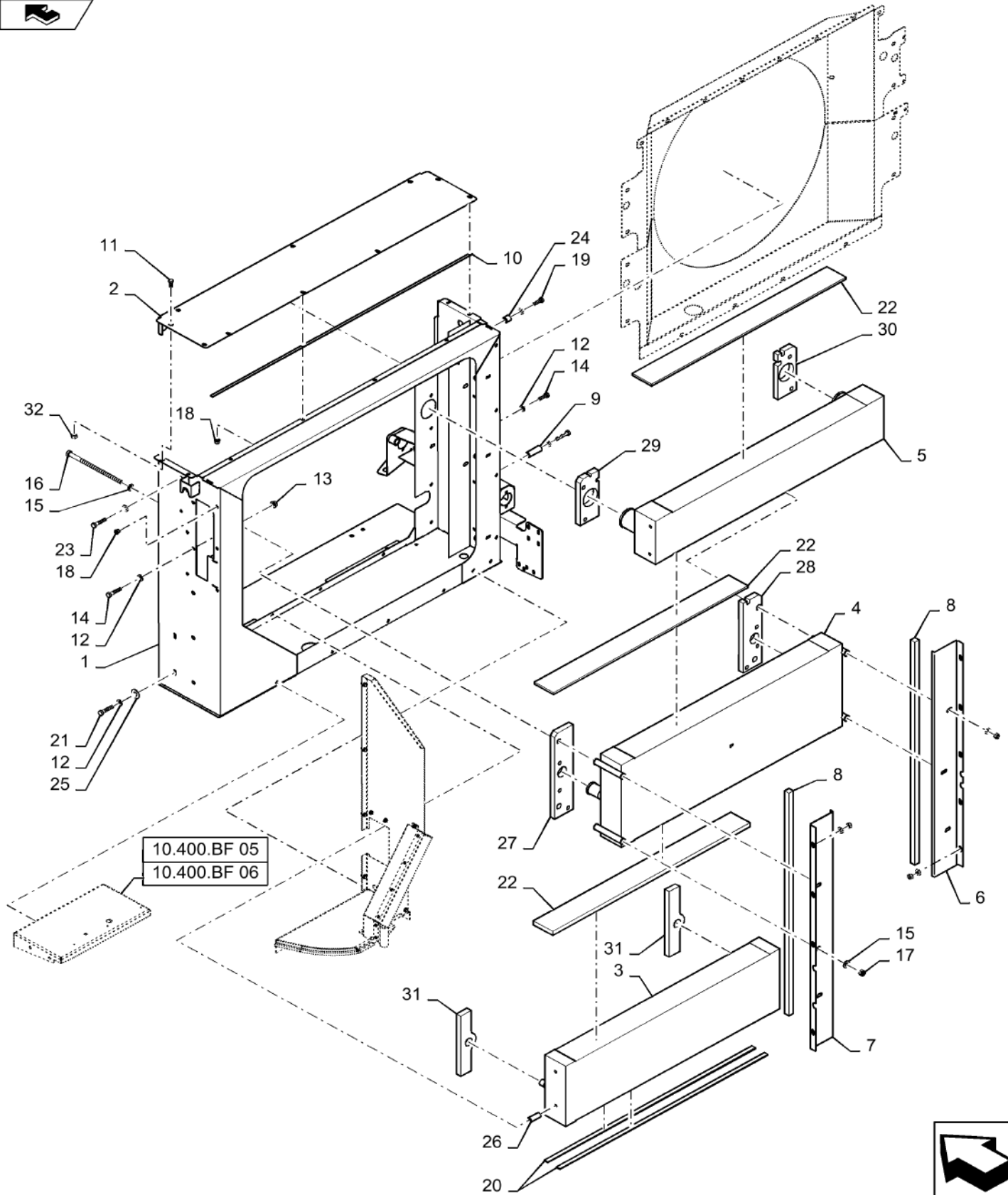
10.400.BF

04

p1

10/201
3

COOLER ASSY, OIL COOLER, ASSY 82/9230



10.400.BF

04

p1

10/201
3**COOLER ASSY, OIL COOLER, ASSY 82/9230**

REF FN	PART NUMBER	YR/SN	QTY DESCRIPTION
1	84554270		1 FRAME 82/9230 Only
2	84131432		1 COVER Top Of Cooler Box
3	87601394		1 OIL COOLER Hydraulic
4	87601392		1 RADIATOR Coolant
5	87736357		1 COOLER Air
6	87720404		1 PLATE Cooler Box, Side
7	84416864		1 BAFFLE Cooler Box, Side
8	87710390		2 SEAL Strip, Seals Baffle
9	87720409		2 SPACER 70mm X 25mm OD X 13mm ID
10	87676089		1 FOAM Top Cover Cooler Seal
11	87656137		8 BOLT Hvy Hex, M8 x 20mm, CI 10.9
12	140045		8 BELLEVILLE WASHER M10
13	86050279		10 FLANGE NUT M10 x 1.5, Flg, CI 10
14	87698837		10 BOLT Flange, M10 X 30 Full Thread 10.9
15	86511324		8 WASHER M12 x 24 x 2.5
16	364053		4 BOLT Hex, M12 x 1.75 x 220mm, CI 8.8
17	100038		4 NUT M12 x 1.75, CI 8
18	87284531		10 NUT Rivnut, M8 x1.25
19	120068		2 BOLT Hex, M10 x 40, 8.8, Full Thd
20	292029		AR SPECIAL TOOL Sealing, 1/4" X 3/4"
21	120074		4 BOLT Hex, M10 x 90, 8.8
22	87738339		3 FOAM Sealing Strip, Between Coolers
23	9706704		2 BOLT Hex, M10 x 1.5 x 35mm, CI 8.8, Full Thd
24	87697449		2 BUSHING 24mm X 26mm OD X 13mm ID
25	140042		2 WASHER M10 x 34 x 3
26	87484408		2 SPACER 65mm X 26mm OD X 13mm ID
27	84388636		1 FOAM INSULATION Radiator Foam Seal
28	84388635		1 FOAM INSULATION Radiator Foam Seal
29	84388616		1 FOAM INSULATION Air Cooler Foam Seal
30	84388628		1 FOAM INSULATION Air Cooler Foam Seal
			8230 9230

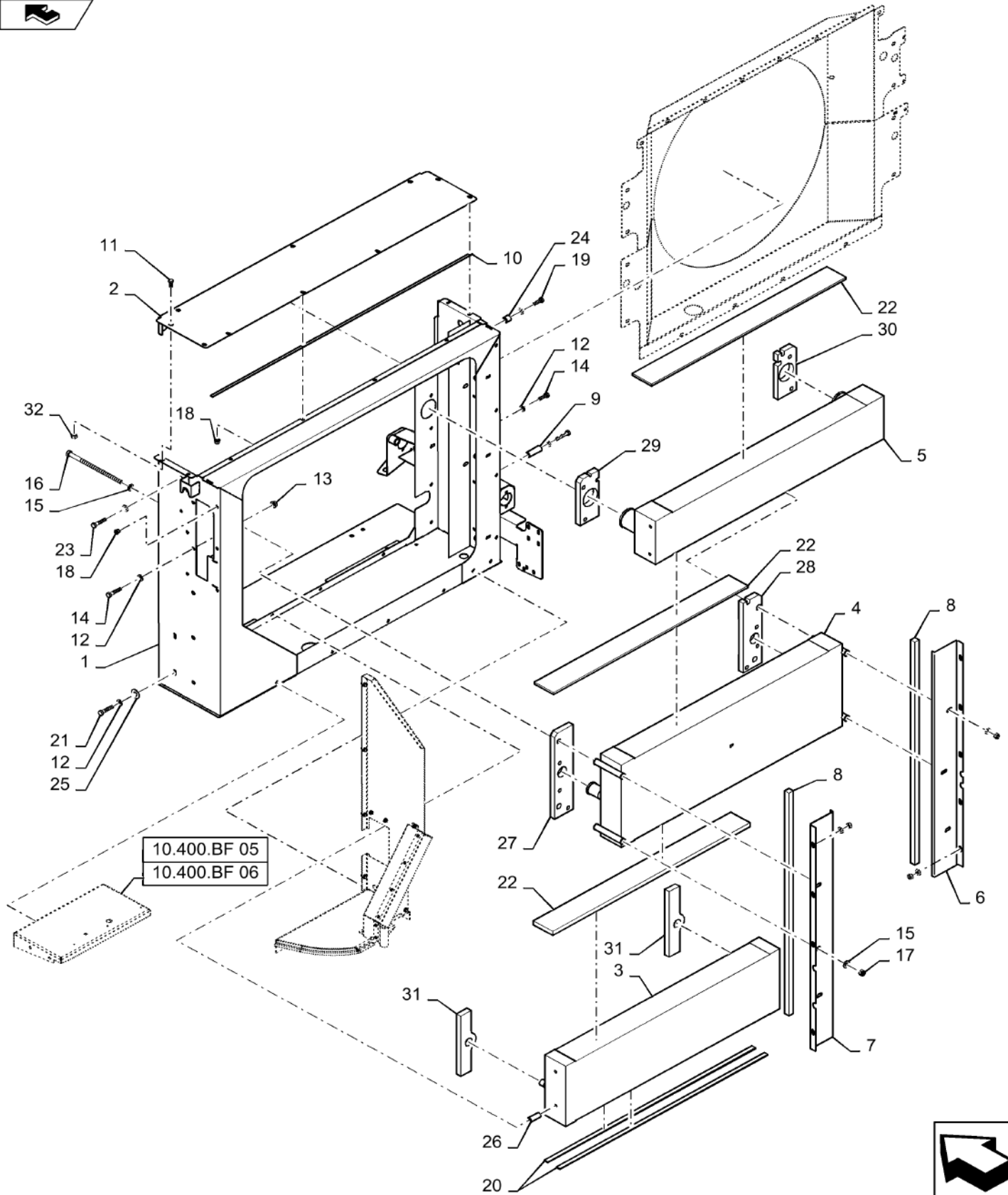
10.400.BF

04

p2

10/201
3

COOLER ASSY, OIL COOLER, ASSY 82/9230



10.400.BF

04

p2

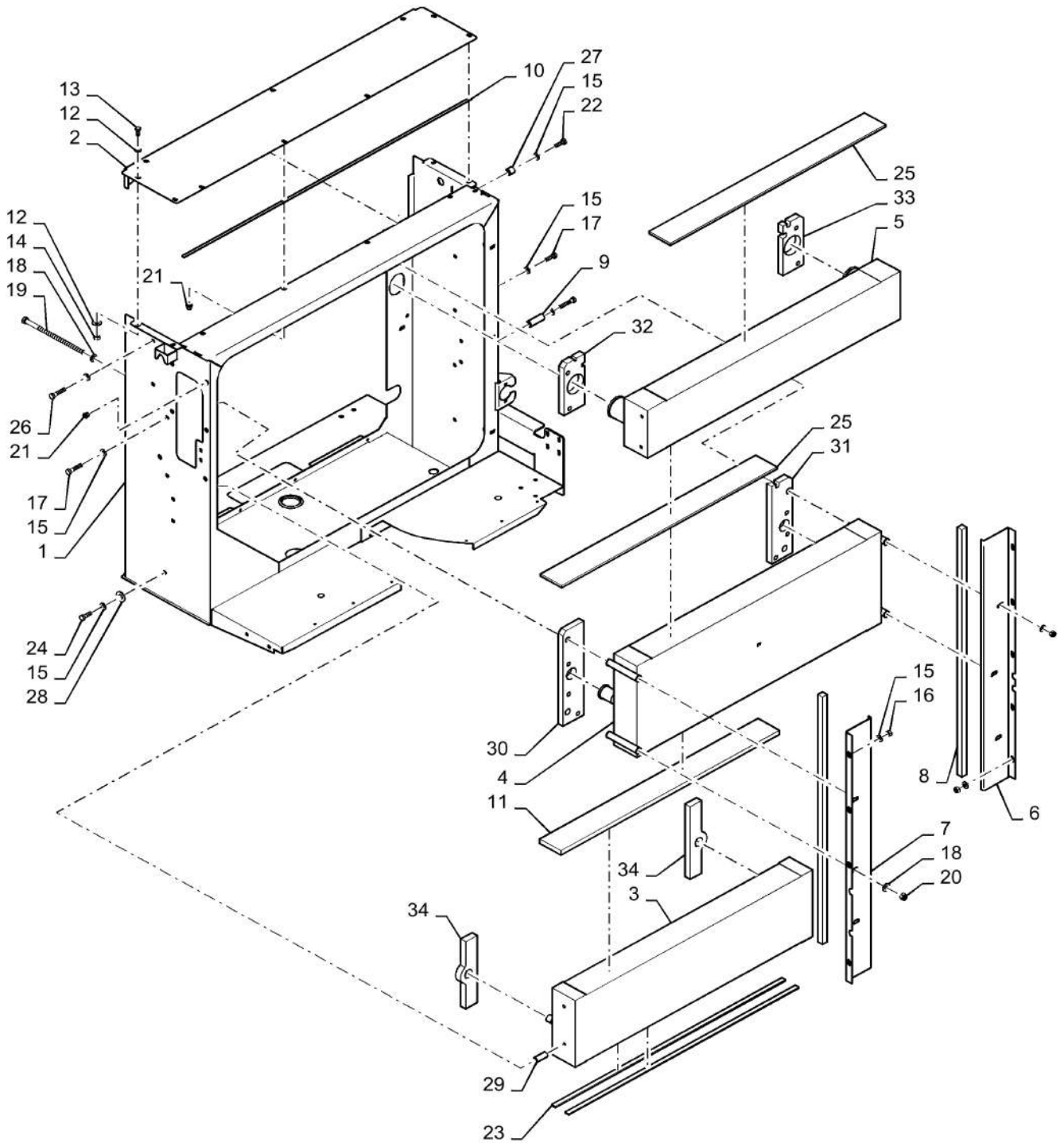
10/201
3

COOLER ASSY, OIL COOLER, ASSY 82/9230

REF FN	PART NUMBER	YR/SN	QTY DESCRIPTION
31	84388627		2 FOAM INSULATION Oil Cooler Foam Seal
32	86507066		4 FLANGE NUT M8 x 1.25, Flg, CI 10

8230 9230

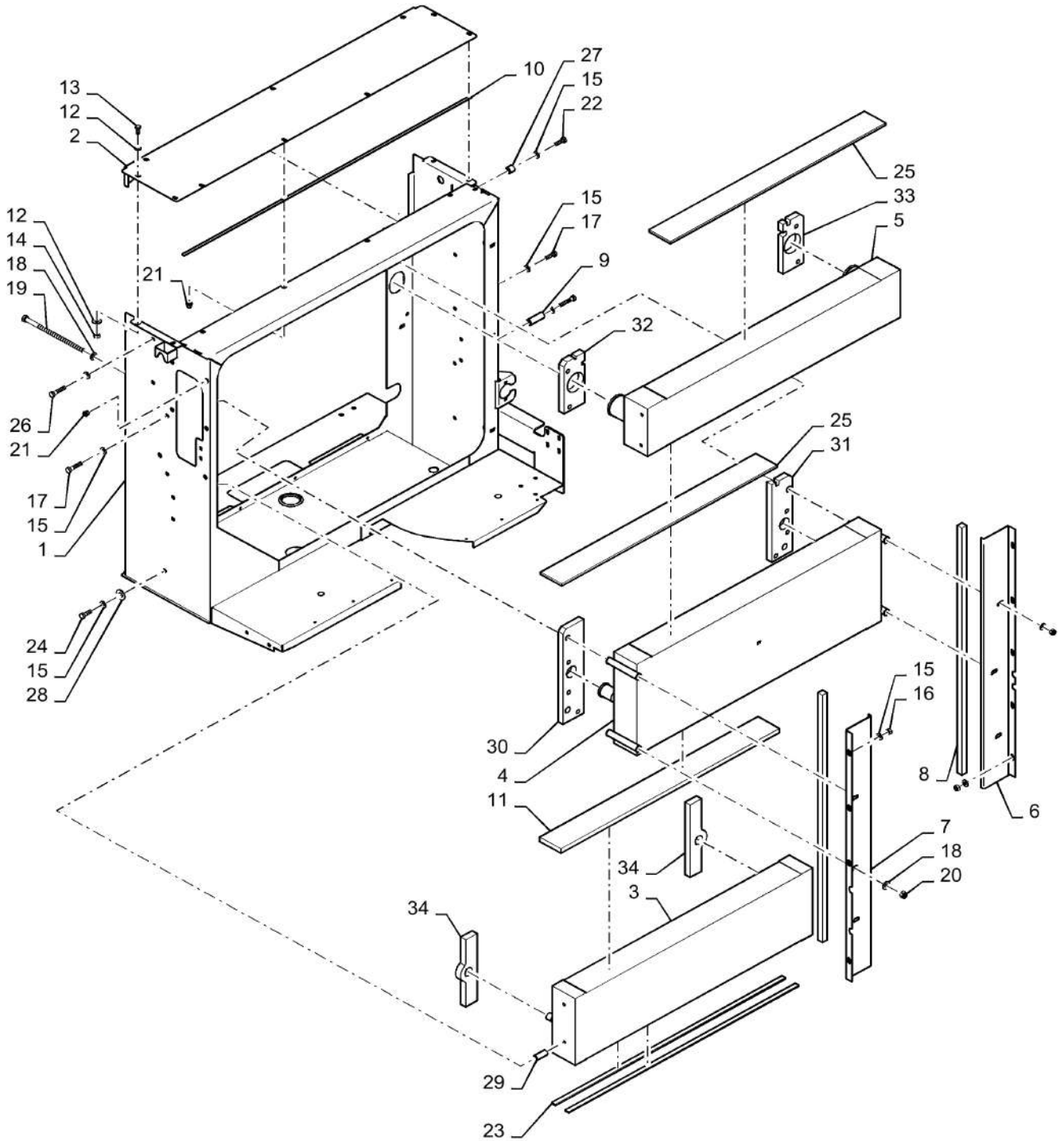
COOLER BOX AND COOLERS 82/9230 T2/T4



COOLER BOX AND COOLERS 82/9230 T2/T4

REF FN	PART NUMBER	YR/SN	QTY DESCRIPTION
1	84416646		1 FRAME
2	84131432		1 COVER
3	87601394		1 OIL COOLER
4	87601392		1 RADIATOR
5	87736357		1 COOLER
6	87720404		1 PLATE
7	84416864		1 BAFFLE
8	87710390		2 SEAL
9	87720409		2 SPACER
10	87676089		1 FOAM
11	87674308		1 FOAM
12	322358		12 BELLEVILLE WASHER M8
13	120104		8 BOLT Hex, M8 x 1.25 x 20mm, CI 8.8, Full Thd
14	9706690		4 NUT Hex, M8, 1.25mm Pitch, 6.80mm High, CI 8, ZND
15	140045		28 BELLEVILLE WASHER M10
16	100016		10 NUT M10, CI 8
17	43140		10 BOLT Hex, M10 x 30mm, CI 8.8, Full Thd
18	86511324		8 WASHER M12 x 24 x 2.5
19	364053		4 BOLT Hex, M12 x 1.75 x 220mm, CI 8.8
20	100038		4 NUT M12 x 1.75, CI 8
21	87284531		10 NUT
22	120068		2 BOLT Hex, M10 x 40, 8.8, Full Thd
23	NA		1 NOT SERVICED order Bulk 292029
24	120074		4 BOLT Hex, M10 x 90, 8.8
25	87738339		2 FOAM
26	9706704		2 BOLT Hex, M10 x 1.5 x 35mm, CI 8.8, Full Thd
27	87697449		2 BUSHING
28	86642464		2 WASHER M11 x 30 x 2.5
29	87484408		2 SPACER
30	84388636		1 FOAM INSULATION
			8230 9230

COOLER BOX AND COOLERS 82/9230 T2/T4



10.400.BF

04

p2

10/201
3

COOLER BOX AND COOLERS 82/9230 T2/T4

REF FN	PART NUMBER	YR/SN	QTY DESCRIPTION
31	84388635		1 FOAM INSULATION
32	84388616		1 FOAM INSULATION
33	84388628		1 FOAM INSULATION
34	84388627		2 FOAM INSULATION

8230 9230

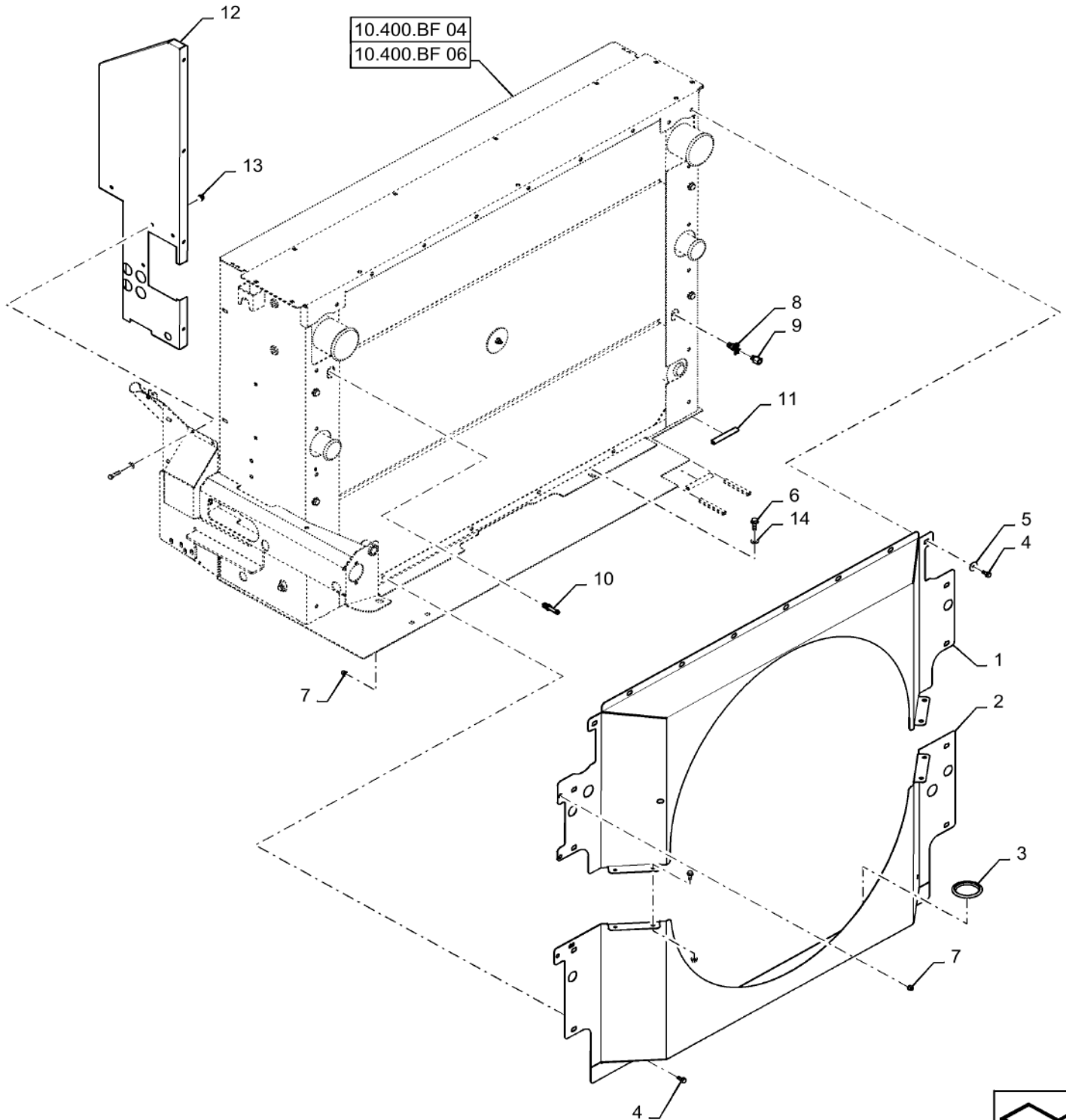
10.400.BF

05

p1

10/201
3

COOLER ASSY, AIR DUCT, SHROUD 82/9230



10.400.BF

05

p1

10/201
3**COOLER ASSY, AIR DUCT, SHROUD 82/9230**

REF FN	PART NUMBER	YR/SN	QTY DESCRIPTION
1	87495322		1 SHROUD Top
2	84554274		1 SHROUD Bottom
3	87000778		2 PLUG Cleanout
4	87656137		24 BOLT Hvy Hex, M8 x 20mm, CI 10.9
5	86979986		10 WASHER M8
6	87698837		2 BOLT Flange, M10 X 30 Full Thread 10.9
7	87284531		19 NUT M8 X 1.25
8	87306797		1 ADAPTER 1/4"-18 Fem NPTF x 1/4"-18 NPTF Male
9	86625234		1 COCK Drain
10	217-151		1 FITTING 3/8" Hose X 1/4" NPTF Beaded
11	291186		AR PROTECTION Edge Channel
12	84572670		1 COVER Drive Cover
13	86507066		4 FLANGE NUT M8 x 1.25, Flg, CI 10
14	140045		2 BELLEVILLE WASHER M10

8230 9230

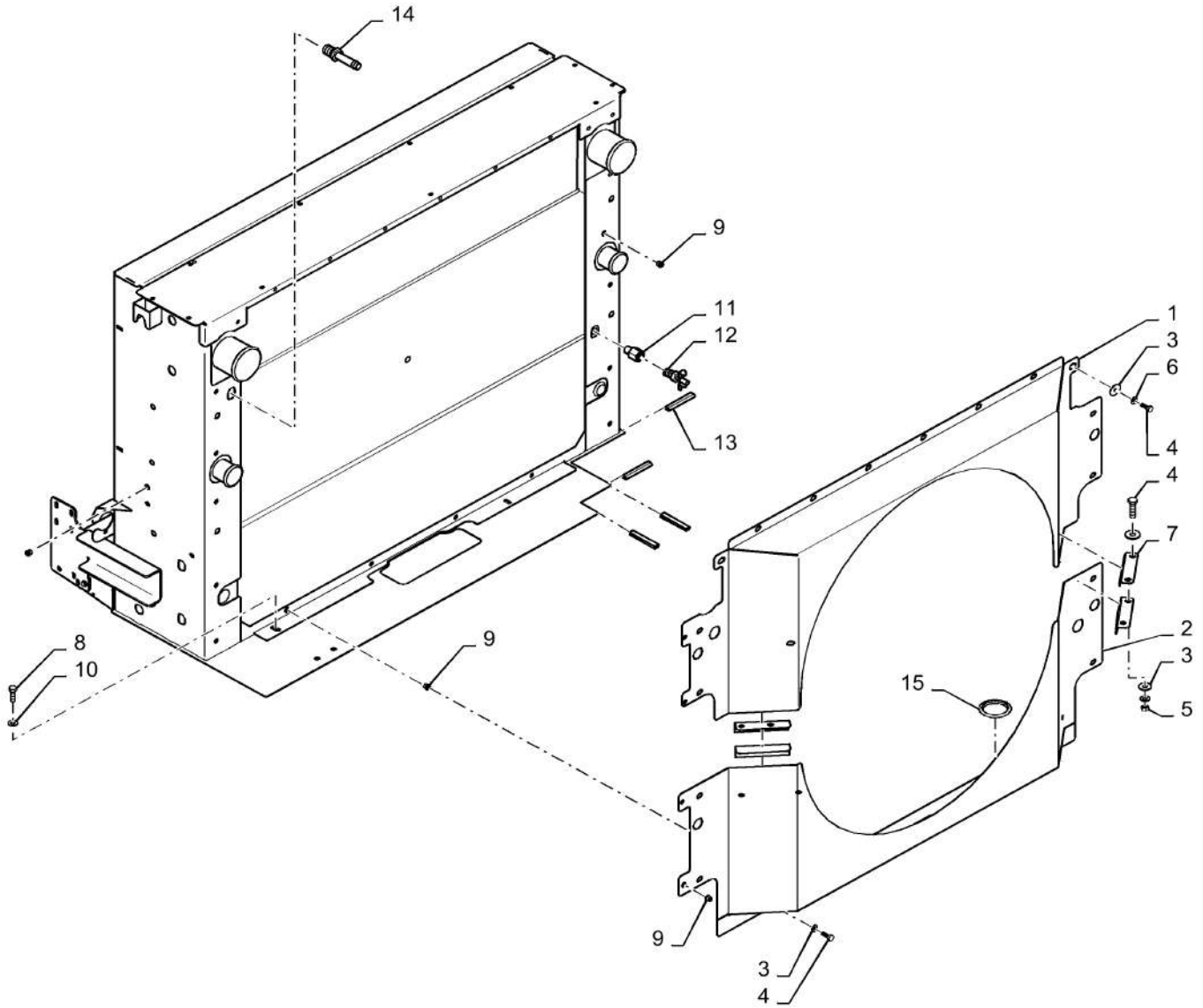
10.400.BF

05

p1

10/201
3

COOLER BOX AND COOLERS 82/9230 T2/T4 CONTINUED



10.400.BF

05

p1

10/201
3**COOLER BOX AND COOLERS 82/9230 T2/T4 CONTINUED**

REF FN	PART NUMBER	YR/SN	QTY DESCRIPTION
1	87495322		1 SHROUD
2	84324308		1 PLATE ASSY.
3	322358		21 BELLEVILLE WASHER M8
4	120104		19 BOLT Hex, M8 x 1.25 x 20mm, Cl 8.8, Full Thd
5	9706690		4 NUT Hex, M8, 1.25mm Pitch, 6.80mm High, Cl 8, ZND
6	86979986		2 WASHER
7	84416864		8 BAFFLE
8	43140		2 BOLT Hex, M10 x 30mm, Cl 8.8, Full Thd
9	87284531		19 NUT
10	140045		2 BELLEVILLE WASHER M10
11	{87720407}		1
12	86625234		1 COCK
13	291186		4 PROTECTION
14	217-151		1 FITTING 3/8" Hose X 1/4" NPTF Beaded
15	87000778		1 PLUG

8230 9230

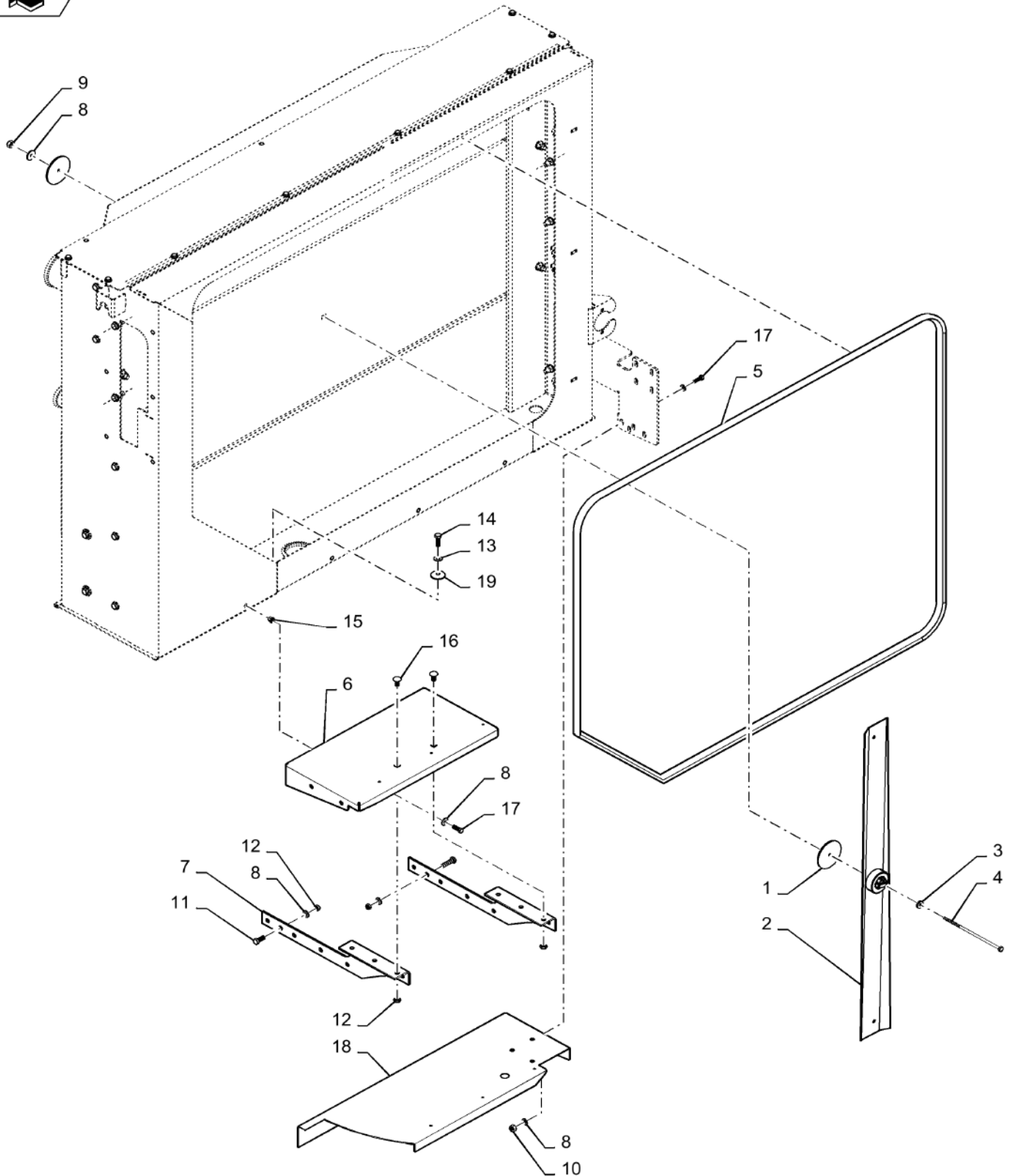
10.400.BF

06

p1

10/201
3

COOLER BOX AND FAN 82/9230 T2/T4



10.400.BF

06

p1

10/201
3**COOLER BOX AND FAN 82/9230 T2/T4**

REF FN	PART NUMBER	YR/SN	QTY DESCRIPTION
1	136443		2 WASHER
2	{87720407}		1
3	86592711		1 WASHER M8 x 21 x 4
4	87695409		1 BOLT
5	401209		1 SEAL PROTECTION
6	84271516		1 PLATFORM
7	84342089		2 BRACKET
8	322358		13 BELLEVILLE WASHER M8
9	86629542		1 NUT M8 x 1.25, CI 8
10	9706690		2 NUT Hex, M8, 1.25mm Pitch, 6.80mm High, CI 8, ZND
11	{43139}		4
12	100016		2 NUT M10, CI 8
13	86637594		2 WASHER 13/32" x 1 1/2" x .120"
14	43140		2 BOLT Hex, M10 x 30mm, CI 8.8, Full Thd
15	87284531		4 NUT
16	120041		2 CARRIAGE BOLT Short NK, M10 x 20, CI8.8, Full Thd
17	43127		6 BOLT Hex, M8 x 1.25 x 25mm, CI 8.8, Full Thd
18	84271837		1 PLATFORM
19	140045		2 BELLEVILLE WASHER M10

8230 9230

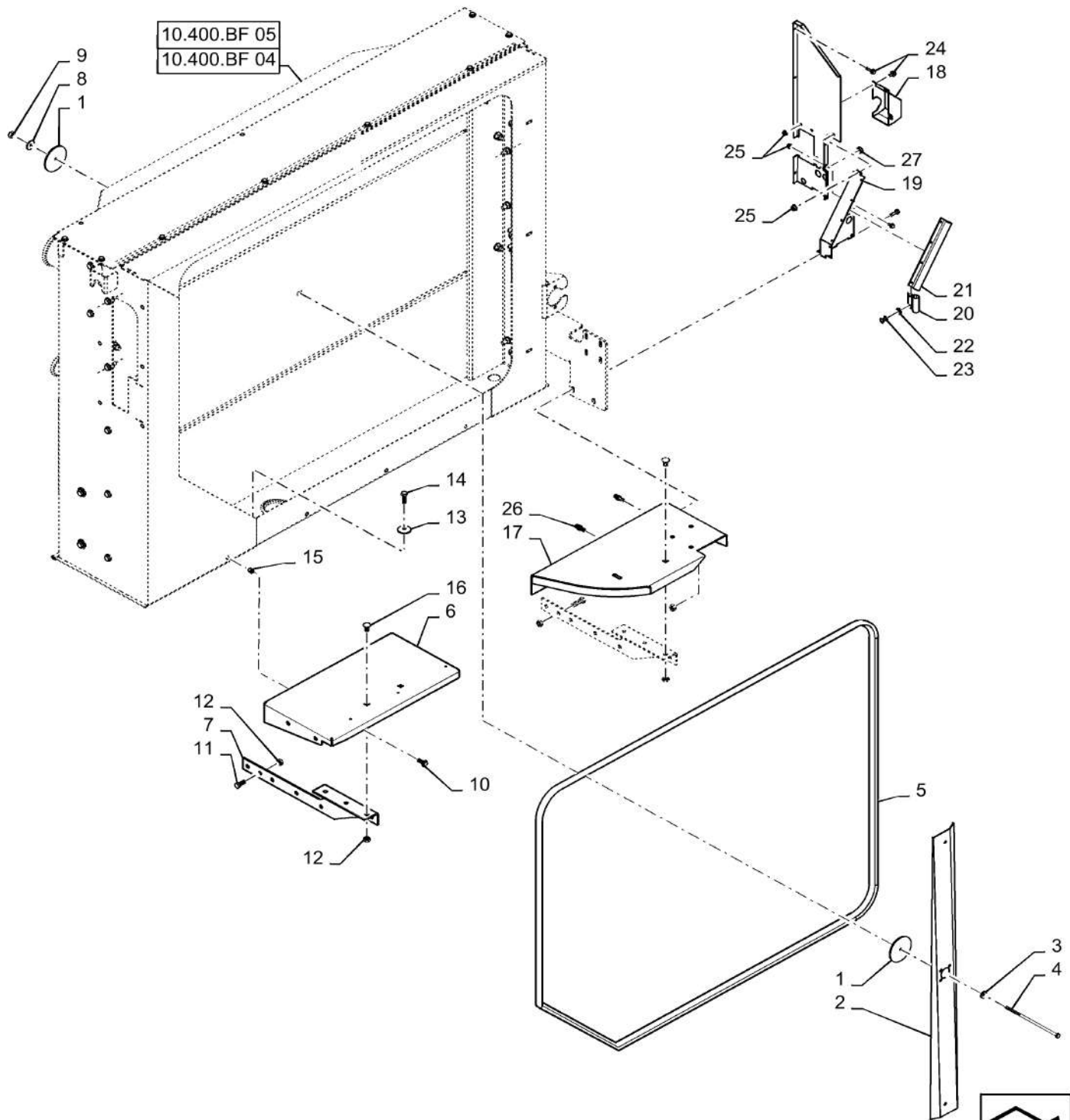
10.400.BF

06

p1

10/201
3

COOLER ASSY, AIR DUCT, BOX 82/9230



COOLER ASSY, AIR DUCT, BOX 82/9230

REF FN	PART NUMBER	YR/SN	QTY DESCRIPTION
1	136443		2 WASHER 57mm OD X 10mm ID X 5mm
2	{87720407}		1 Cool Box Wiper
3	86592711		1 WASHER M8 x 21 x 4
4	87695409		1 BOLT M8 X 210mm 8.8
5	401209		AR SEAL PROTECTION Foam, Use As Required
6	84271516		1 PLATFORM Rotary Air Screen
7	84342089		2 BRACKET Support
8	322358		1 BELLEVILLE WASHER M8
9	86629542		1 NUT M8 x 1.25, CI 8
10	87656137		5 BOLT Hvy Hex, M8 x 20mm, CI 10.9
11	87698836		4 BOLT Hvy Hex Flg, M10 x 25mm, CI 10.9, Full Thd
12	86050279		6 FLANGE NUT M10 x 1.5, Flg, CI 10
13	86637594		2 WASHER 13/32" x 1 1/2" x .120"
14	87698837		2 BOLT Flange, M10 X 30mm Full Thread 10.9
15	87284531		4 NUT Rivnut M8 X1.25
16	120041		2 CARRIAGE BOLT Short NK, M10 x 20, CI8.8, Full Thd
17	84554276		1 PLATFORM Cooler Box, Front
18	84511333		1 COVER Cap
19	84511331		1 COVER Corner
20	84481341		1 RUBBER SEAL Edge Seal
21	84481340		1 RUBBER SEAL Edge Seal
22	12642801		12 WASHER M4 x 12 x 1
23	14642191		6 RIVET M3.9 X14 Truss
24	87681207		11 BOLT Hex, M8 X 16mm, Class 10.9
25	86507066		9 FLANGE NUT M8 x 1.25, Flg, CI 10
26	84559319		2 STUD Captive Thread
27	86625129		1 PLUG Dome, 1.000" hole, Nylon

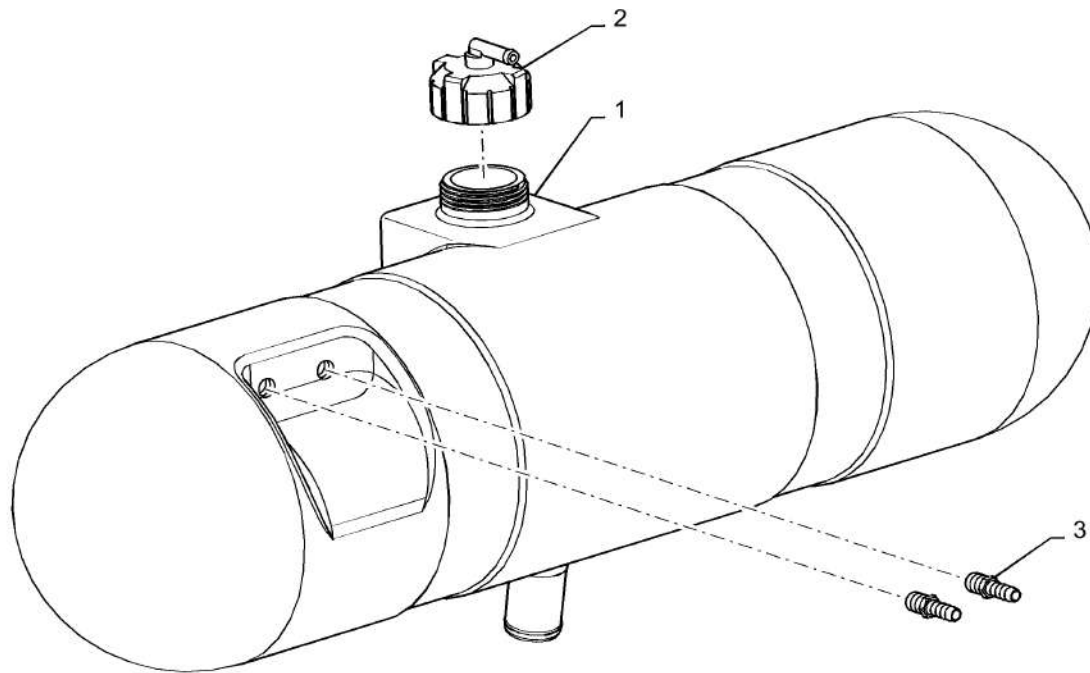
8230 9230

10.400.BH

p1

10/201
3

COOLANT RESERVOIR



10.400.BH

p1

10/201
3

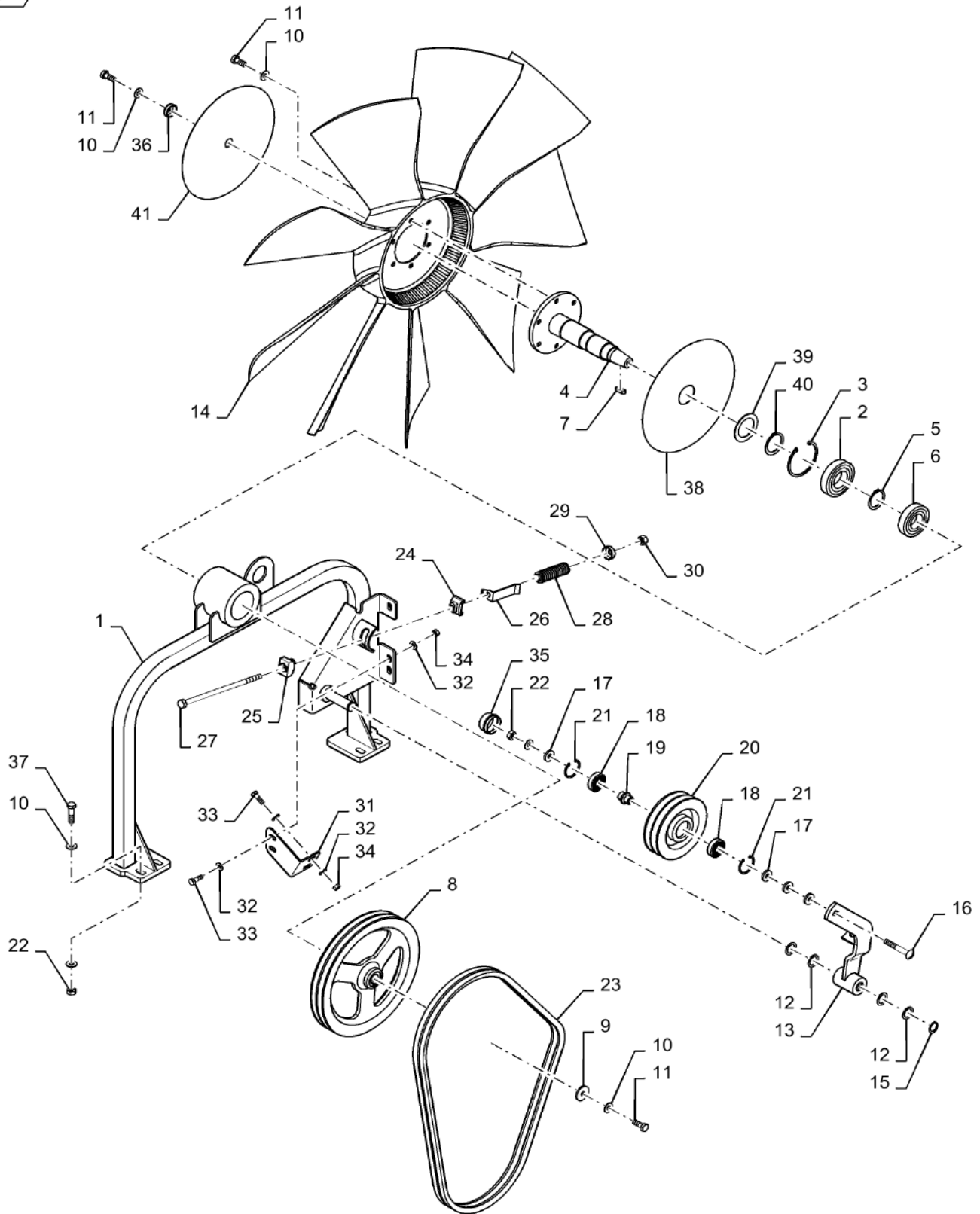
COOLANT RESERVOIR

REF FN	PART NUMBER	YR/SN	QTY DESCRIPTION
---------------	--------------------	--------------	------------------------

1	{ }		NSS Order Complete 87670349
2	84072957		1 CAP
3	87742820		2 HOSE

7230 8230 9230

FAN DRIVE 7230 T2/T4

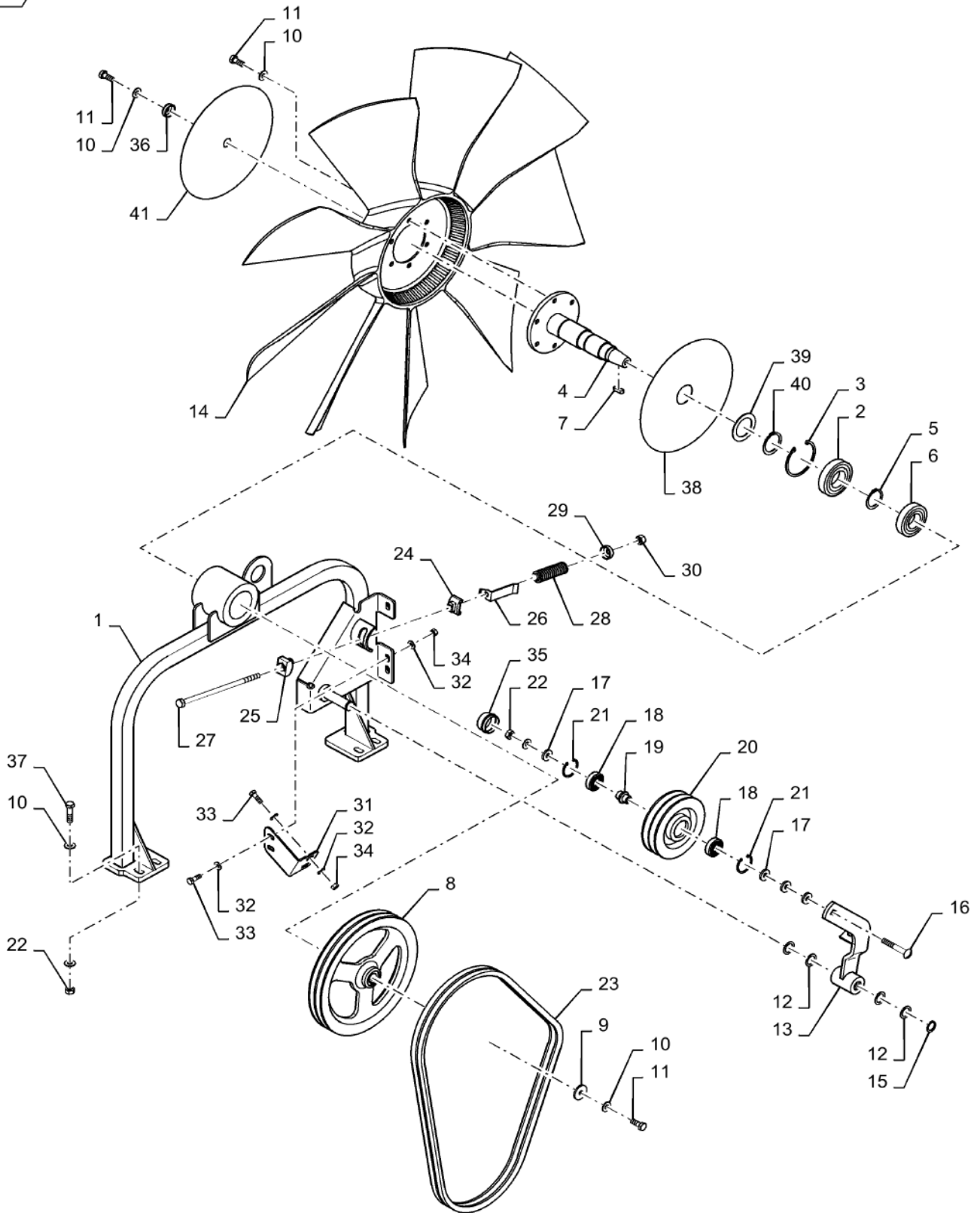


FAN DRIVE 7230 T2/T4

REF FN	PART NUMBER	YR/SN	QTY DESCRIPTION
1	84168603		1 SUPPORT
2	450716		1 BALL BEARING 40 mm ID x 80 mm OD x 18 mm
3	300633		1 SNAP RING M80, Int
4	84120995		1 SHAFT
5	370006		1 SNAP RING M40, Ext
6	87621965		1 BALL BEARING 35 mm ID x 72 mm OD x 17 mm
7	170005		1 KEY M8 x 7 x 25, Par
8	84071139		1 PULLEY
9	140042		1 WASHER M10 x 34 x 3
10	140045		17 BELLEVILLE WASHER M10
11	{43139}		8
12	443434		4 LOCK WASHER M20 x 29 x 1
13	87540958		1 ARM ASSY.
14	84444510		1 FAN
15	370024		1 CIRCLIP M20, Ext
16	374894		1 CARRIAGE BOLT Sht Sq Nk, M10 x 1.5 x 70mm, CI 8.8
17	447336		4 WASHER
18	362804		2 BALL BEARING 17 mm ID x 40 mm OD x 12 mm
19	87538002		1 BUSHING
20	87533880		1 PULLEY
21	300644		2 SNAP RING M40, Int
22	100016		5 NUT M10, CI 8
23	87526140		1 SET OF BELTS 12.70 mm W x 1595.00 mm L
24	442398		1 GUIDE
25	754131		1 GUIDE
26	913108		1 INDICATOR
27	9514334		1 ROD
28	84069932		1 SPRING
29	356728		1 SPRING SEAT

7230 8230 9230

FAN DRIVE 7230 T2/T4



10.414.AC

01

p2

10/201
3**FAN DRIVE 7230 T2/T4**

REF FN	PART NUMBER	YR/SN	QTY DESCRIPTION
30	412141		1 NUT M10 x 1.5, CI 8
31	87538007		1 SUPPORT
32	322358		8 BELLEVILLE WASHER M8
33	43127		4 BOLT Hex, M8 x 1.25 x 25mm, CI 8.8, Full Thd
34	9706690		4 NUT Hex, M8, 1.25mm Pitch, 6.80mm High, CI 8, ZND
35	87540959		1 CAP
36	356728		1 SPRING SEAT
37	120068		4 BOLT Hex, M10 x 40, 8.8, Full Thd
38	84120743		1 DISC
39	84120742		1 THRUST WASHER
40	370007		1 SNAP RING M45, Ext
41	84120744		1 DISC

7230 8230 9230

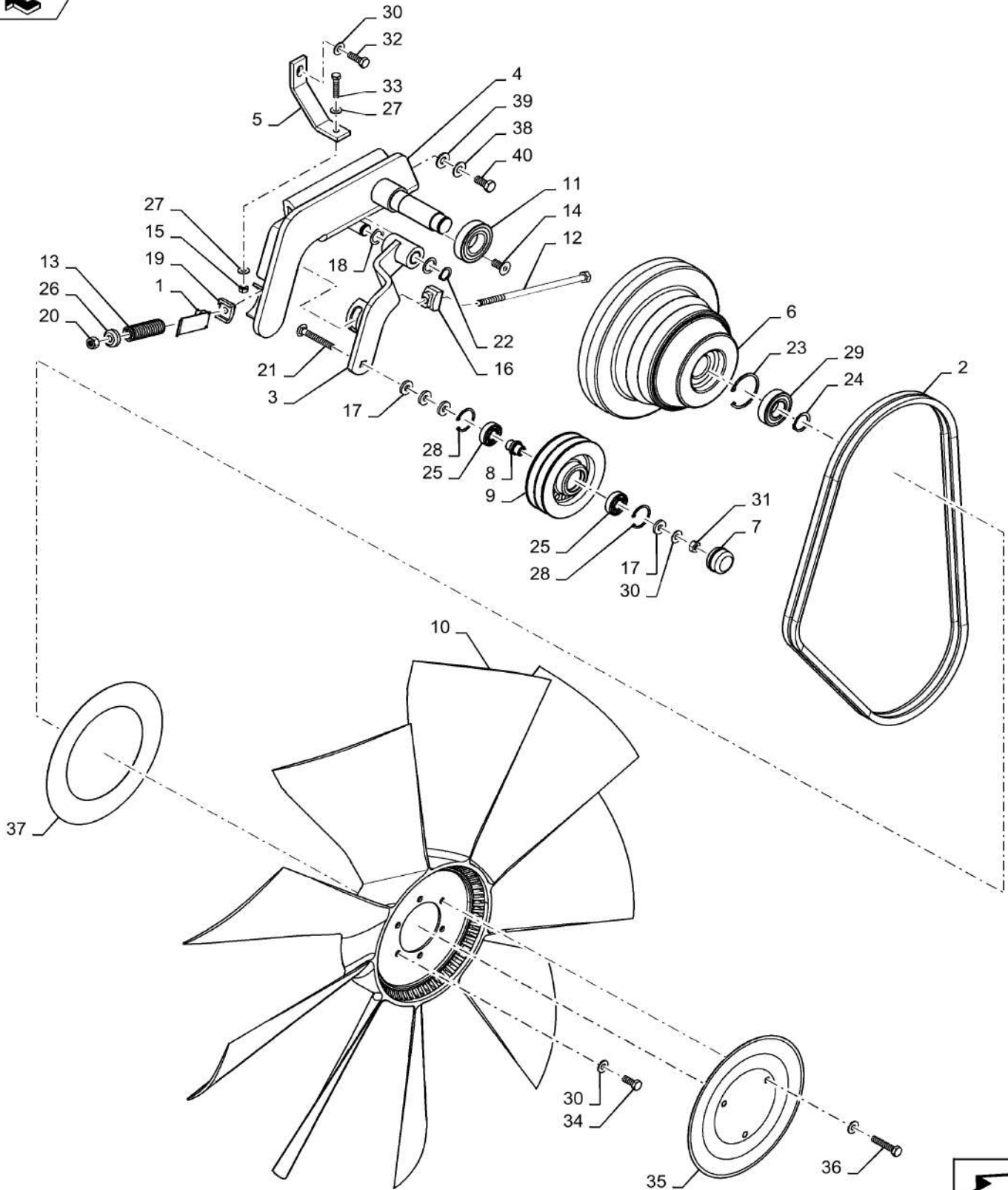
10.414.AC

02

p1

10/201
3

FAN DRIVE 82/9230 T2/T4



10.414.AC

02

p1

10/201
3**FAN DRIVE 82/9230 T2/T4**

REF FN	PART NUMBER	YR/SN	QTY DESCRIPTION
1	84465874		1 INDICATOR
2	87671291		1 SET OF BELTS 12.70 mm W x 1697.40 mm L V-Belt
3	87665166		1 ARM ASSY.
4	84189081		1 SUPPORT ASSY.
5	87665142		1 BRACKET
6	84306126		1 PULLEY
7	87540959		1 CAP
8	87538002		1 BUSHING
9	87533880		1 PULLEY
10	84457703		1 FAN
11	84438926		1 BALL BEARING
12	84077701		1 BOLT Hex, M10 x 250mm, CI 8.8, Full Thd
13	84069932		1 SPRING
14	84037971		2 HEX SOC SCREW Flat Hd, M12 x 25mm, CI 8.8
15	9706690		1 NUT Hex, M8, 1.25mm Pitch, 6.80mm High, CI 8, ZND
16	754131		1 GUIDE
17	447336		4 WASHER
18	443434		2 LOCK WASHER M20 x 29 x 1
19	442398		1 GUIDE
20	412141		1 NUT M10 x 1.5, CI 8
21	374894		1 CARRIAGE BOLT Sht Sq Nk, M10 x 1.5 x 70mm, CI 8.8
22	370024		1 CIRCLIP M20, Ext
23	370012		1 RING M62, Int
24	370003		1 SNAP RING M30, Ext
25	362804		2 BALL BEARING 17 mm ID x 40 mm OD x 12 mm
26	356728		1 SPRING SEAT
27	322358		2 BELLEVILLE WASHER M8
28	300644		2 SNAP RING M40, Int

7230 8230 9230

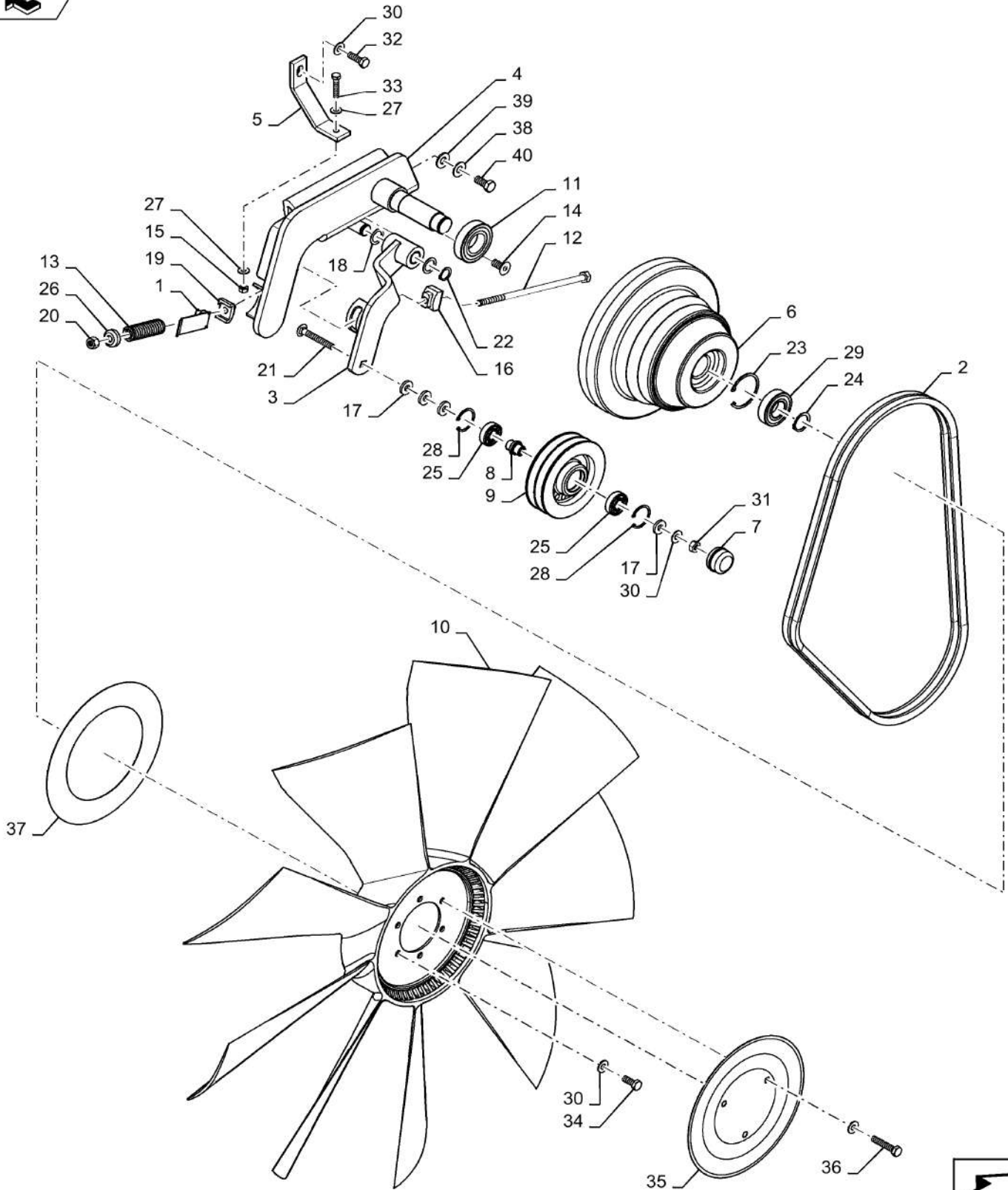
10.414.AC

02

p2

10/201
3

FAN DRIVE 82/9230 T2/T4



10.414.AC

02

p2

10/201
3**FAN DRIVE 82/9230 T2/T4**

REF FN	PART NUMBER	YR/SN	QTY DESCRIPTION
29	274198		1 BALL BEARING
30	140045		8 BELLEVILLE WASHER M10
31	100016		1 NUT M10, CI 8
32	43140		1 BOLT Hex, M10 x 30mm, CI 8.8, Full Thd
33	43129		1 BOLT Hex, M8 x 1.25 x 40mm, CI 8.8
34	{43139}		1
35	84120714		1 PROTECTING COVER
36	120069		3 BOLT Hex, M10 x 1.5 x 50mm, CI 8.8
37	84267202		1 DISC
38	140046		1 BELLEVILLE WASHER Belleville, M12
39	378245		1 WASHER M13 x 28 x 2 Thk
40	300388		1 BOLT Hex, M12 x 25mm, CI 8.8

7230 8230 9230

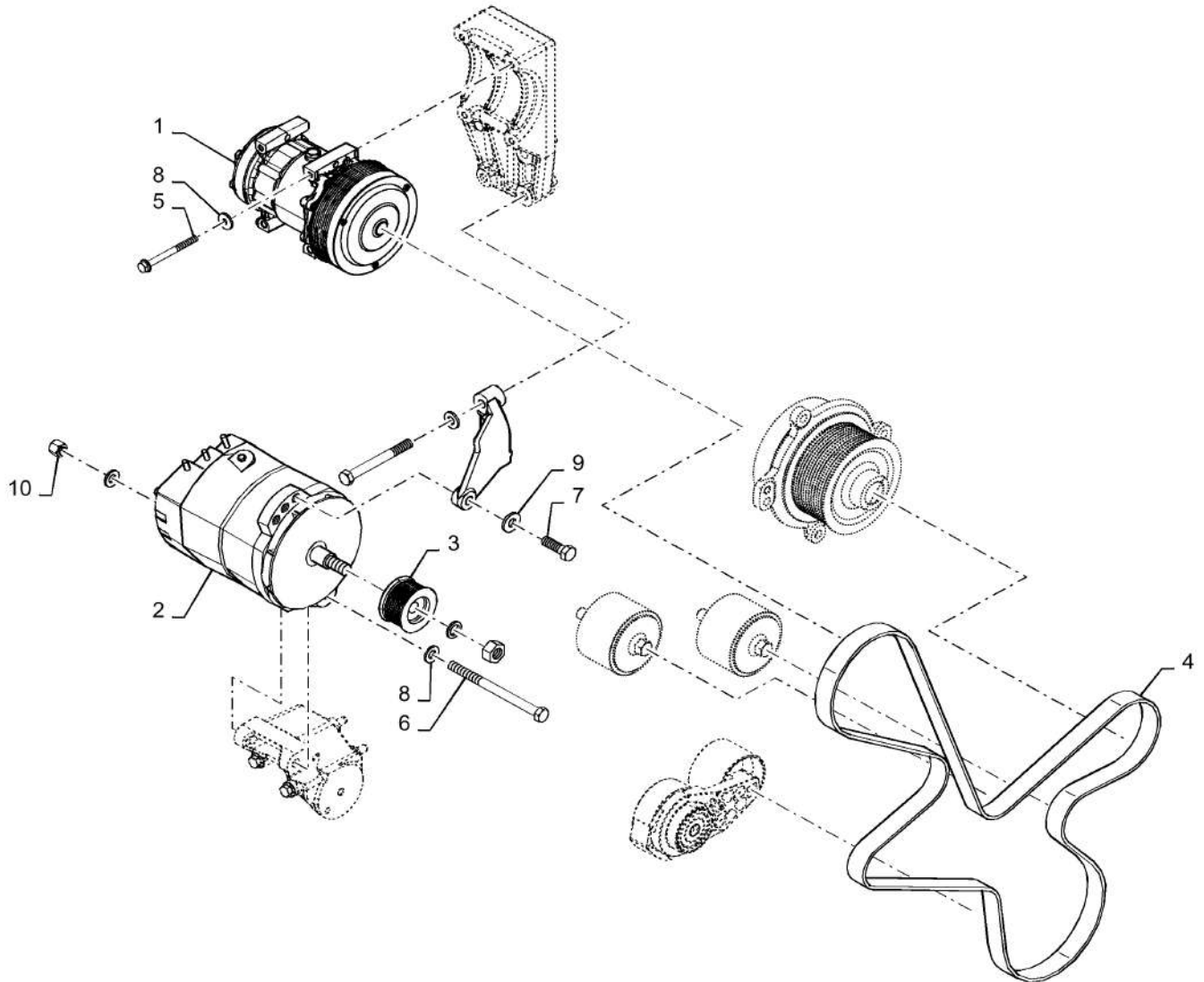
10.414.AD

01

p1

10/201
3

FRONT ENGINE DRIVE COMPONENTS 7230 T2/T4



10.414.AD

01

p1

10/201
3**FRONT ENGINE DRIVE COMPONENTS 7230 T2/T4**

REF FN	PART NUMBER	YR/SN	QTY DESCRIPTION
--------	-------------	-------	-----------------

-	{ }		
2	87592254		1 ALTERNATOR
3	84185327		1 PULLEY Alternator
4	84292639		1 BELT
5	87670762		4 BOLT
6	397393		1 BOLT Hex, M12 x 1.75 x 160mm, CI 8.8
7	280853		1 BOLT Hex, 1/2" - 13 x 1 1/4", Gr 8, Full Thd
8	322358		4 BELLEVILLE WASHER M8
9	140046		3 BELLEVILLE WASHER Belleville, M12
10	9706685		1 NUT M12, CI 8

7230 8230 9230

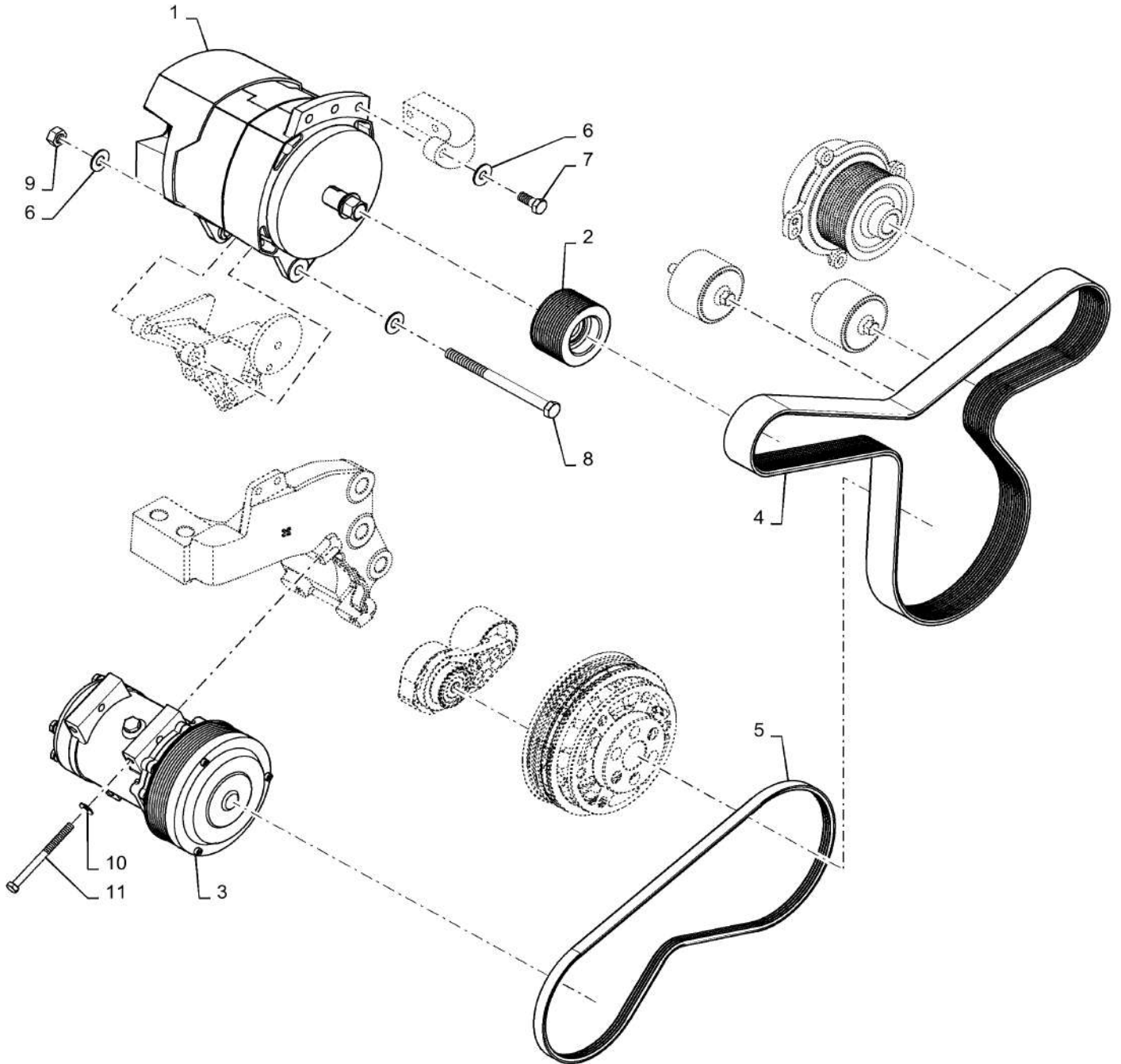
10.414.AD

02

p1

10/201
3

FRONT ENGINE DRIVE COMPONENTS 82/9230 T2/T4



10.414.AD

02

p1

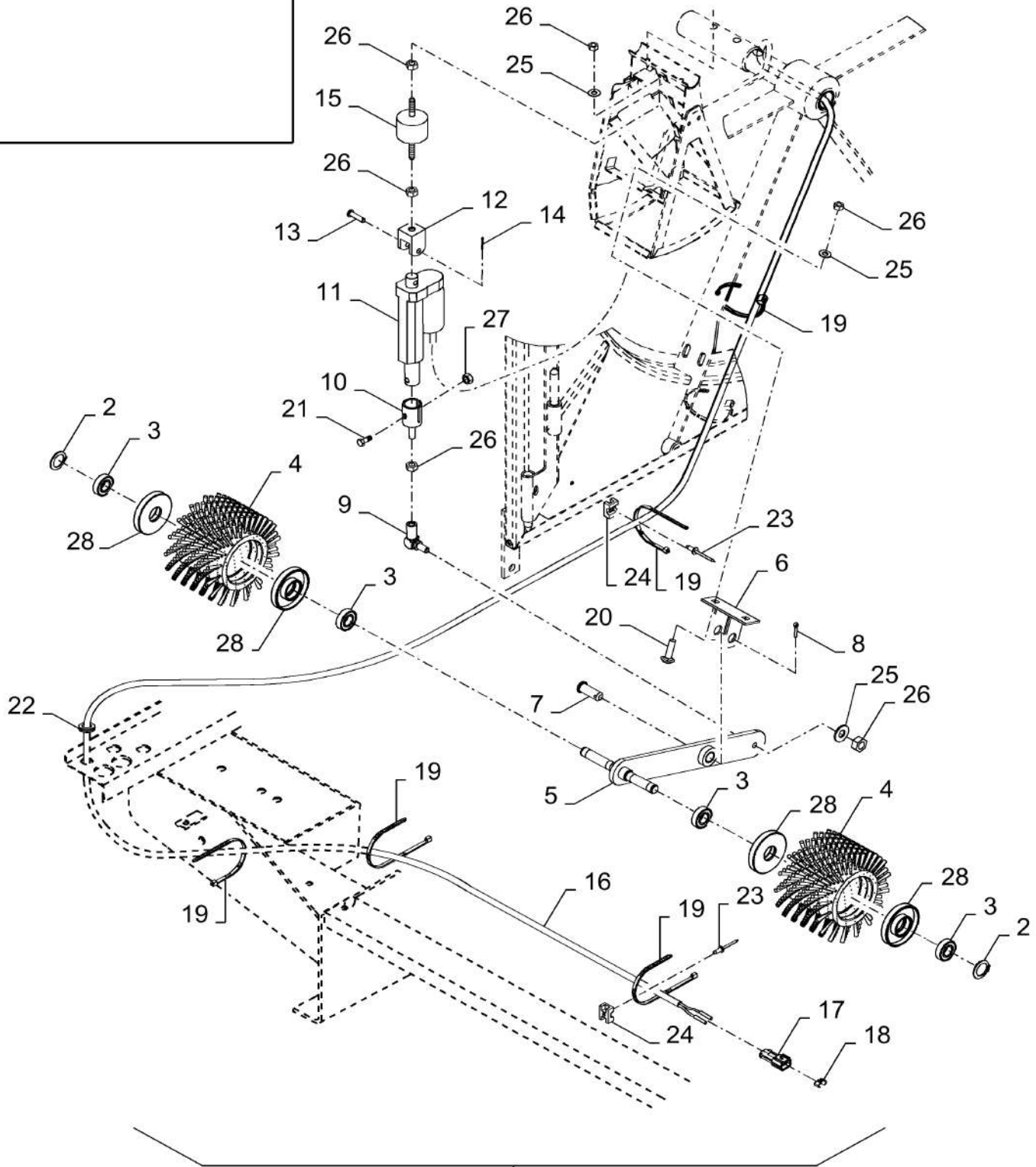
10/201
3

FRONT ENGINE DRIVE COMPONENTS 82/9230 T2/T4

REF FN	PART NUMBER	YR/SN	QTY DESCRIPTION
1	87592254		1 ALTERNATOR
2	84247658		1 PULLEY
3	86993463		1 AIRCOND. COMPRESSOR
4	84247607		1 BELT Alternator Drive
5	84223612		1 BELT A/C Drive
6	140046		3 BELLEVILLE WASHER Belleville, M12
7	280853		1 BOLT Hex, 1/2" - 13 x 1 1/4", Gr 8, Full Thd
8	397393		1 BOLT Hex, M12 x 1.75 x 160mm, Cl 8.8
9	9706685		1 NUT M12, Cl 8
10	322358		4 BELLEVILLE WASHER M8
11	412215		4 BOLT Hex, M8 x 100, 8.8

	7230 8230 9230
--	----------------

BRUSH KIT, ROTARY DUST SCREEN



BRUSH KIT, ROTARY DUST SCREEN

REF FN	PART NUMBER	YR/SN	QTY DESCRIPTION
1	84111565		1 DIA KIT, HARVESTER 2 to 28
2	{301615}		2
3	9815813		4 TAPERED ROLLER BEARING 15 mm ID x 32 mm OD x 9 mm
4	84449076		2 BRUSH
5	84449090		1 LEVER
6	84071754		1 SUPPORT
7	84072127		1 PIN
8	130007		1 COTTER PIN M4 x 25
9	412439		1 BALL JOINT
10	84071712		1 CLEVIS SUPPORT
11	84440048		1 ACTUATOR
12	84026054		1 SUPPORT
13	376876		1 CLEVIS PIN M6 x 30
14	86977785		1 COTTER PIN M1.6 x 20
15	393802		1 DAMPER
16	86608490		1 WIRE HARNESS Rotary Dust Screen Brush
17	86604176		1 ELEC CONNECTOR
18	86604177		1 PLUG CONNECTOR
19	86566989		7 CABLE TIE M4.75 x 190.5 L
20	86507486		2 CARRIAGE BOLT Sht Sq Nk, M8 x 20mm, Cl 8.8, Full Thd
21	86977789		1 BOLT Hex, M6 x 1 x 35mm, Cl 8.8
22	411809		1 GROMMET
23	445395		2 RIVET Pop, M4.8 x 18.1
24	86590413		2 BASE
25	322358		4 BELLEVILLE WASHER M8
26	9706690		7 NUT Hex, M8, 1.25mm Pitch, 6.80mm High, Cl 8, ZND
27	353308		1 NUT M6 x 1, Cl 8
28	84437302		4 BEARING HOUSING
			7230 8230 9230

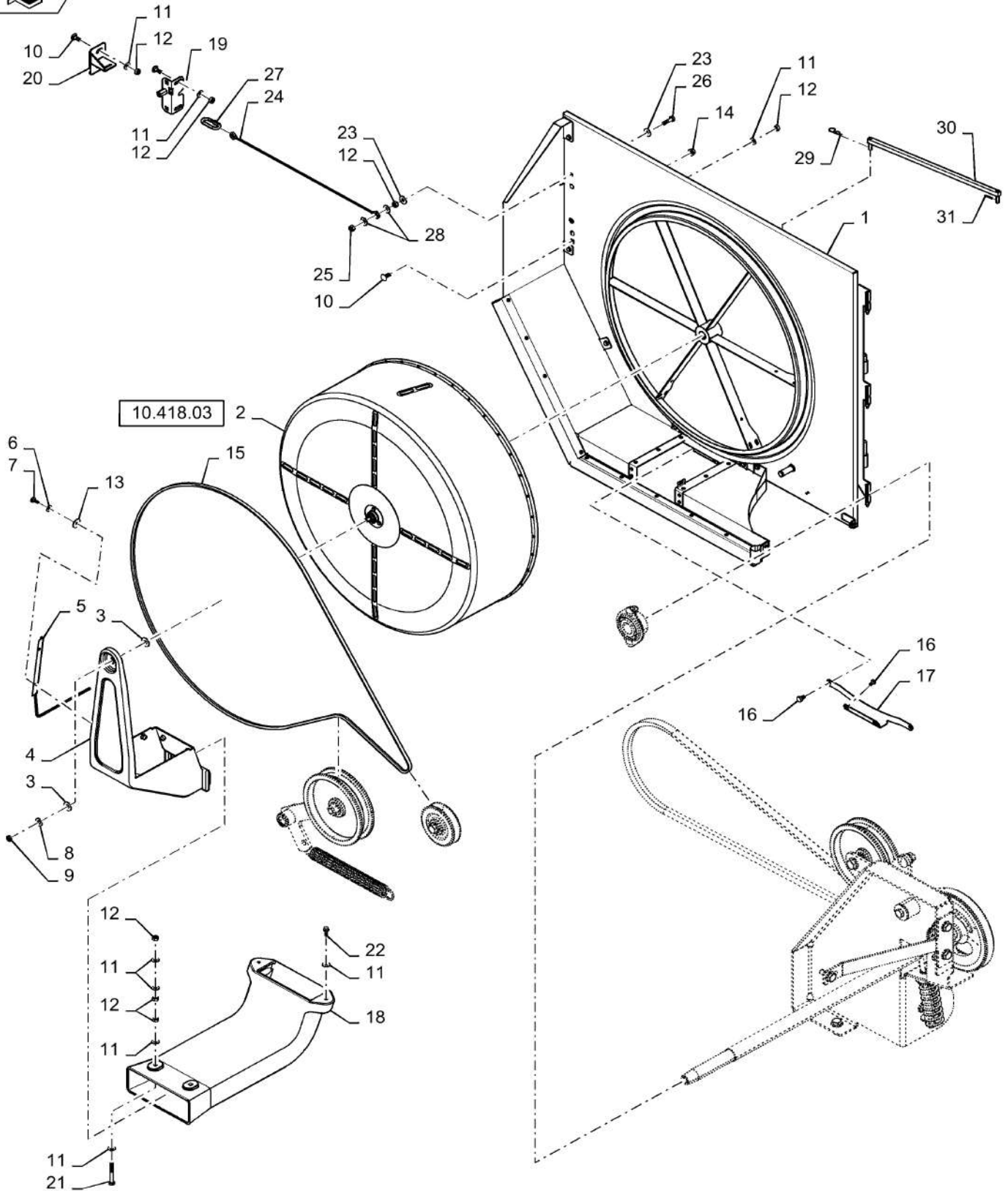
10.418.AH

01

p1

10/201
3

ROTARY AIR SCREEN T2/T4 ASSY



ROTARY AIR SCREEN T2/T4 ASSY

REF FN	PART NUMBER	YR/SN	QTY DESCRIPTION
1	84541889		1 SUPPORT
2	NSS		1 NOT SERVICED SEPARATELY See Fig 10.418.03
3	543043		2 WASHER M13 x 35 x 2.5 Thk
4	84543265		1 BAFFLE
5	87642393		1 BRUSH, COMMUTATOR
6	322355		4 BELLEVILLE WASHER Belleville, M4
7	86585706		4 SCREW Pan, M4 x 10mm, CI 4.8
8	140046		4 BELLEVILLE WASHER Belleville, M12
9	323238		1 THIN NUT Hex, M12, 1.75mm Pitch, CI 05
10	86507486		4 CARRIAGE BOLT Sht Sq Nk, M8 x 20mm, CI 8.8, Full Thd
11	322358		18 BELLEVILLE WASHER M8
12	9706690		11 NUT Hex, M8, 1.25mm Pitch, 6.80mm High, CI 8, ZND
13	895-30108		4 WASHER M4.3 x 15 x 1.2 Thk
14	87284531		8 NUT
15	86514512		1 V-BELT 0.49" W x 142.50" L 7230 Only
15	9842161		1 V-BELT 0.49" W x 146.10" L 82/9230 Only
16	336199		8 BOLT Hex, M8 x 1.25 x 12mm, CI 8.8, Full Thd
17	87550068		1 SUPPORT ASSY.
18	87376998		1 CHANNEL
19	84431232		1 ASSEMBLY
20	84424391		1 SUPPORT
21	86977784		2 BOLT Hex, M8 x 60mm, CI 8.8, Full Thd
22	120103		2 BOLT Hex, M8 x 16, 8.8
23	412650		2 BELLEVILLE WASHER Belleville, M8
24	86623991		1 CABLE 490mm L
25	86629542		1 NUT M8 x 1.25, CI 8

7230 8230 9230

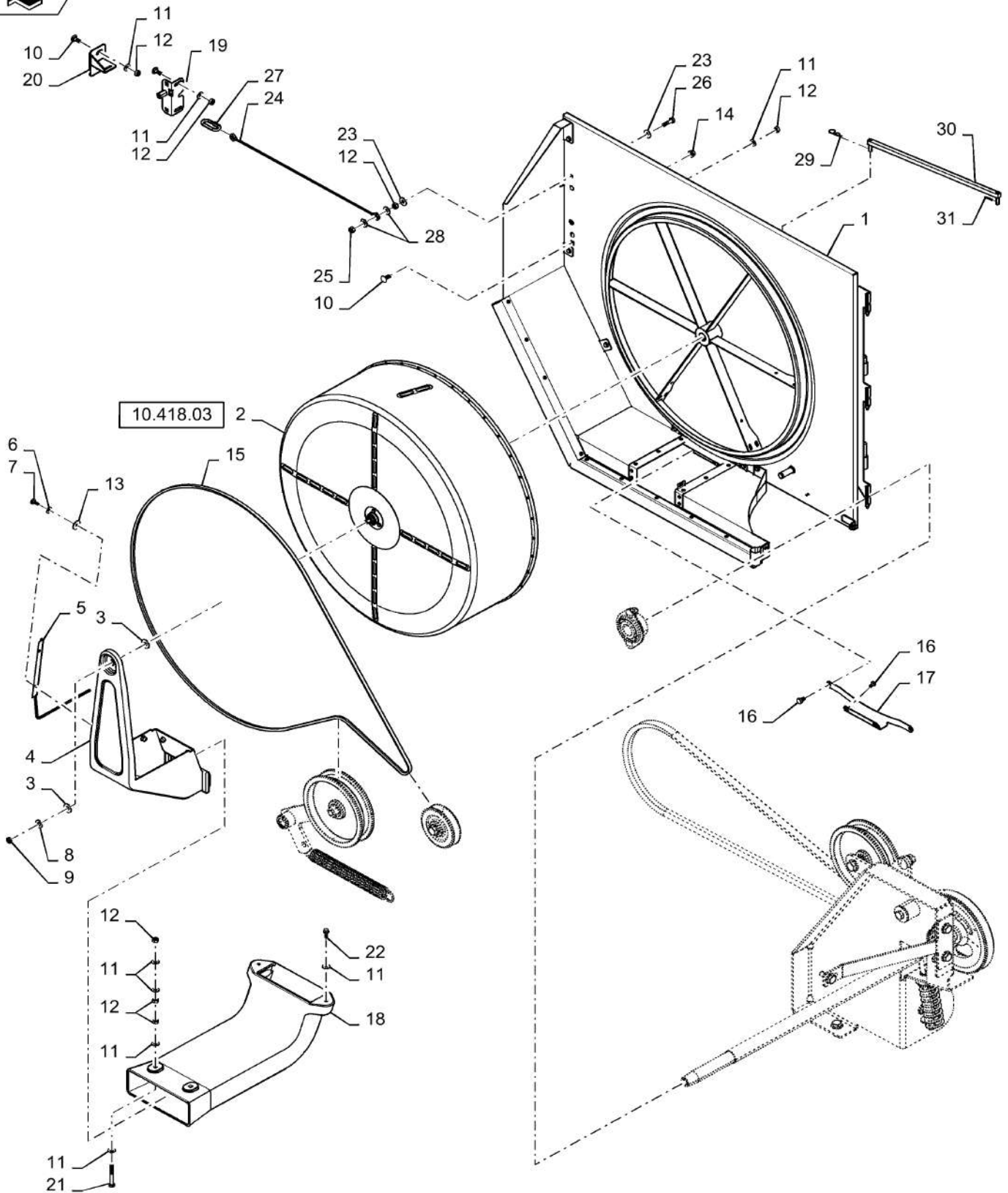
10.418.AH

01

p2

10/201
3

ROTARY AIR SCREEN T2/T4 ASSY



10.418.AH

01

p2

10/201
3

ROTARY AIR SCREEN T2/T4 ASSY

REF FN	PART NUMBER	YR/SN	QTY DESCRIPTION
26	43128		1 BOLT Hex, M8 x 1.25 x 30.00mm, CI 8.8, ZND
27	87107072		1 LINK Chain
28	378243		2 WASHER M8
29	610784R1		1 SPLIT PIN/SAFETY PIN Used 82/9230 Only
30	87729445		1 ROD ASSY. Used 82/9230 Only
31	280251		1 COTTER PIN 3/32" x 1" Used 82/9230 Only

7230 8230 9230

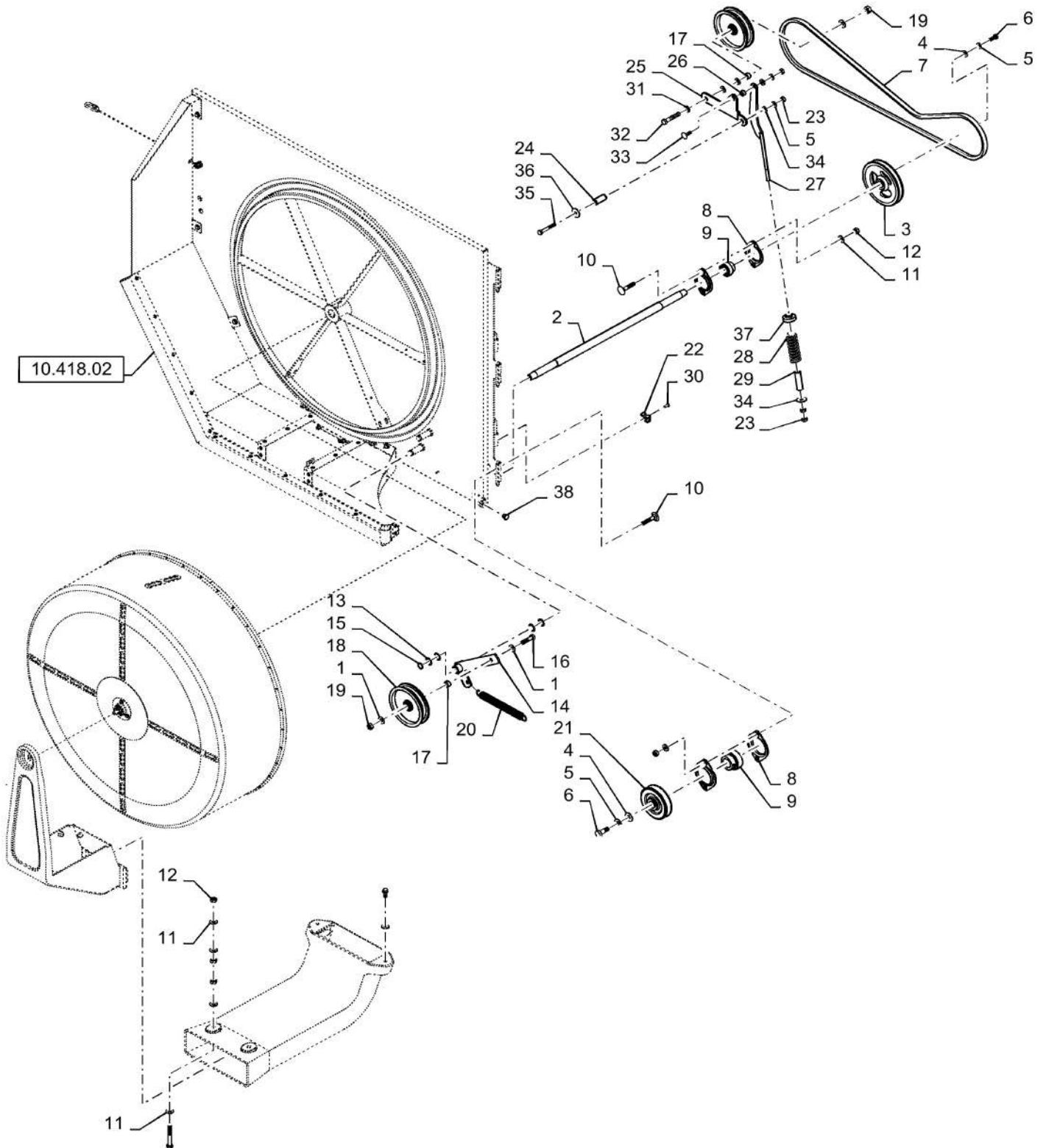
10.418.AH

02

p1

10/201
3

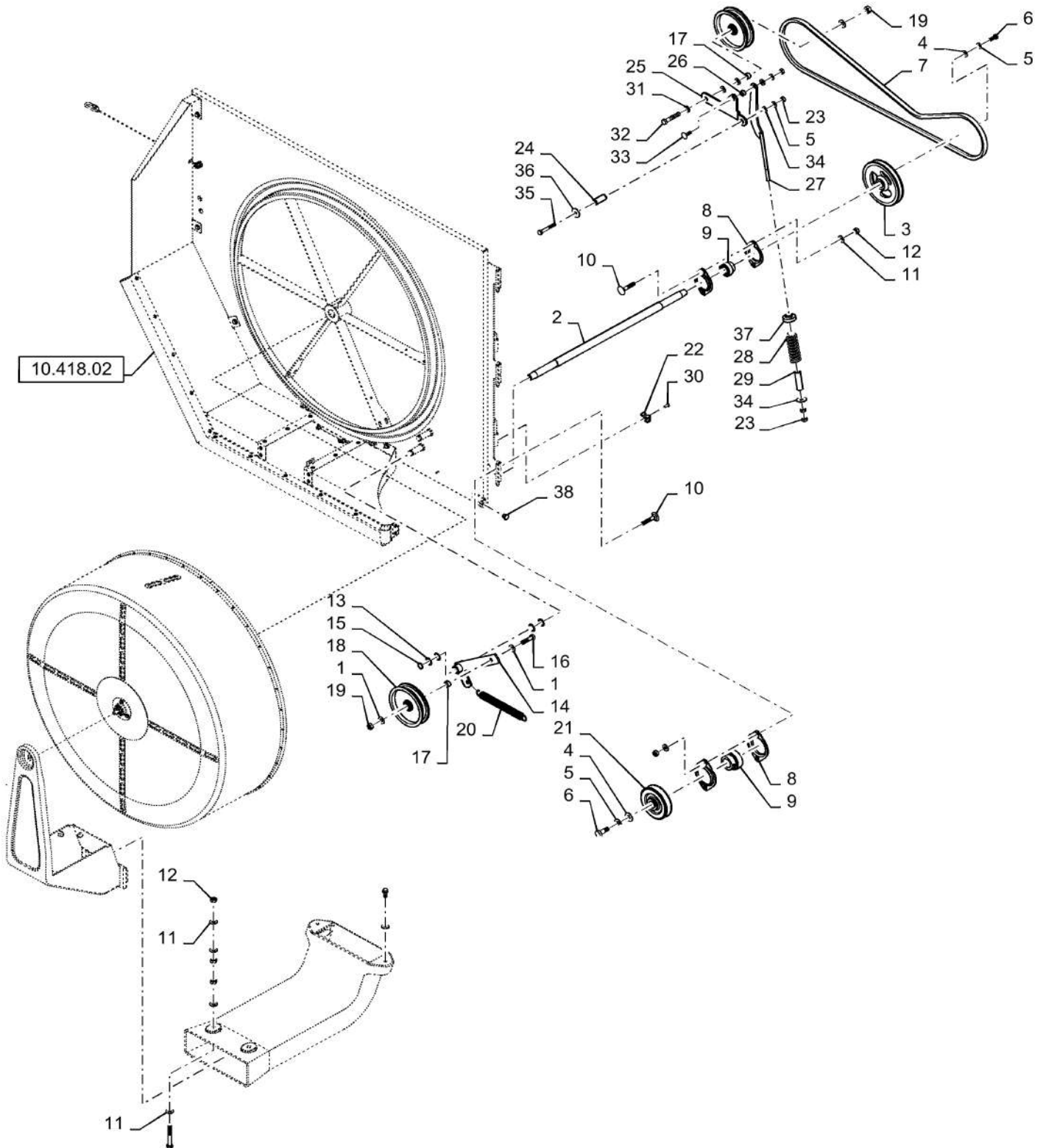
ROTARY AIR SCREEN DRIVE T2/T4



ROTARY AIR SCREEN DRIVE T2/T4

REF FN	PART NUMBER	YR/SN	QTY DESCRIPTION
1	140046		3 BELLEVILLE WASHER Belleville, M12
2	87526142		1 COUNTERSHAFT 7230 Only
2	87671282		1 COUNTERSHAFT 82/9230 Only
3	84069907		1 PULLEY
4	378244		2 WASHER M10 x 24 x 2 Thk
5	140045		4 BELLEVILLE WASHER M10
6	{43139}		2
7	87607871		1 V-BELT 12.45 mm W x 2190.00 mm L 7230 Only
7	87733431		1 V-BELT 12.45 mm W x 2203.87 L 82/9230 Only
8	86548974		4 BEARING HOUSING
9	325103		2 BALL BEARING
10	86507486		4 CARRIAGE BOLT Sht Sq Nk, M8 x 20mm, CI 8.8, Full Thd
11	322358		4 BELLEVILLE WASHER M8
12	9706690		4 NUT Hex, M8, 1.25mm Pitch, 6.80mm High, CI 8, ZND
13	443434		4 LOCK WASHER M20 x 29 x 1
14	87552113		1 ARM ASSY.
15	370024		1 CIRCLIP M20, Ext
16	9706702		1 BOLT Hex, M12 x 1.75 x 50mm, CI 8.8
17	84069986		2 BUSHING
18	87552112		2 PULLEY
19	9706685		2 NUT M12, CI 8
20	87647773		1 SPRING
21	87552111		1 PULLEY 7230 Only
21	84989988		1 PULLEY 82/9230
22	86590413		1 BASE
23	100016		4 NUT M10, CI 8
24	87600703		1 SHAFT
25	87600674		1 SPRING SEAT
26	133095		1 SPACER
27	87602153		1 LINK
			7230 8230 9230

ROTARY AIR SCREEN DRIVE T2/T4

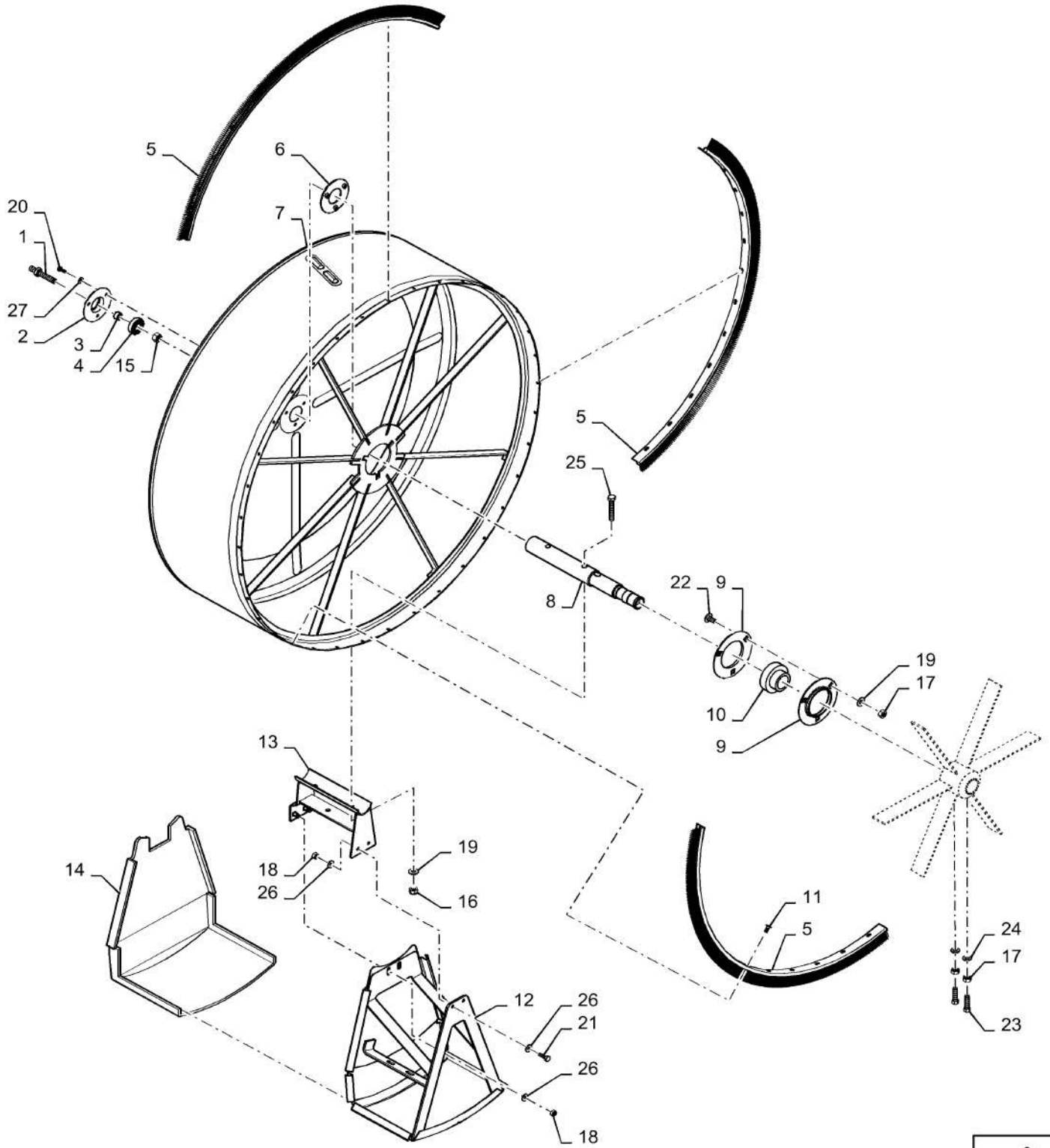


ROTARY AIR SCREEN DRIVE T2/T4

REF FN	PART NUMBER	YR/SN	QTY DESCRIPTION
28	38902		1 SPRING
29	87602127		1 HOSE
30	445394		1 RIVET Pop, M4.8 x 12.7
31	86511324		1 WASHER M12 x 24 x 2.5
32	9706693		1 BOLT Hex, M12 x 1.75 x 60mm, Cl 8.8
33	86512424		1 CARRIAGE BOLT Sq Nk, M10 x 30mm, Cl 8.8, Full Thd
34	86511323		2 WASHER M10 x 20 x 2
35	43144		1 BOLT Hex, M10 x 70mm, Cl 8.8
36	12644301		2 WASHER M10 x 35 x 3
37	87633160		1 BUSHING
38	331233		1 PLUG

7230 8230 9230

ROTARY AIR SCREEN DUST SCREEN



ROTARY AIR SCREEN DUST SCREEN

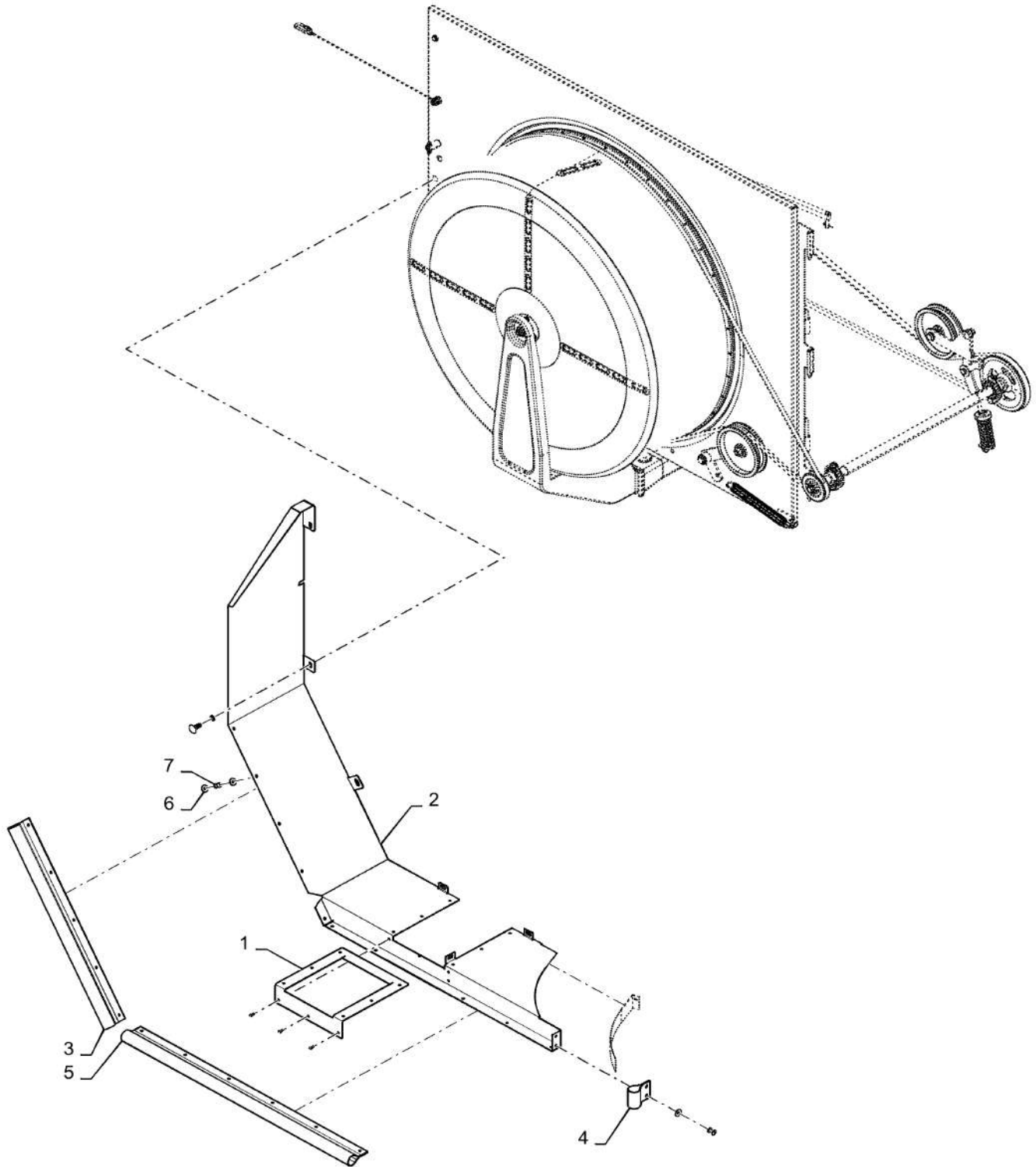
REF FN	PART NUMBER	YR/SN	QTY DESCRIPTION
2	365018		1 BEARING HOUSING
3	434182		1 BUSHING
4	362804		1 BALL BEARING 17 mm ID x 40 mm OD x 12 mm
5	84057430		3 COMMUTATOR BRUSH
6	84071581		1 SUPPORT
7	84454696		1 SCREEN
8	84454915		1 SHAFT
9	36403		2 BEARING HOUSING
10	322360		1 BALL BEARING
11	425519		36 RIVET Pop, M4 x 8.6
12	84454748		1 CHUTE
13	84454780		1 SUPPORT
14	87601729		1 ENVELOPE
15	9706685		1 NUT M12, CI 8
16	100037		2 NUT M10 x 1.5, CI 8, Prev Torque
17	100016		5 NUT M10, CI 8
18	9706690		4 NUT Hex, M8, 1.25mm Pitch, 6.80mm High, CI 8, ZND
19	140045		5 BELLEVILLE WASHER M10
20	86508568		3 BOLT Hex, M6 x 16mm, CI 8.8, Full Thd
21	120104		2 BOLT Hex, M8 x 1.25 x 20mm, CI 8.8, Full Thd
22	120041		3 CARRIAGE BOLT Short NK, M10 x 20, CI8.8, Full Thd
23	391136		2 SET SCREW Hex Soc, M10 x 40
24	86511323		2 WASHER M10 x 20 x 2
25	120070		2 BOLT Hex, M10 x 1.5 x 60mm, CI 8.8
26	322358		6 BELLEVILLE WASHER M8
27	322357		3 BELLEVILLE WASHER M6
			7230 8230 9230

10.418.BI

p1

10/201
3

ROTARY AIR SCREEN DOOR ASSY



10.418.BI

p1

10/201
3

ROTARY AIR SCREEN DOOR ASSY

REF FN	PART NUMBER	YR/SN	QTY DESCRIPTION
1	84486288		1 SEAL
2	84517683		1 COVER
3	84481338		1 RUBBER SEAL
4	84481342		1 SEAL
5	84485204		1 SEAL
6	12642801		35 WASHER M4 x 12 x 1
7	14642191		22 RIVET

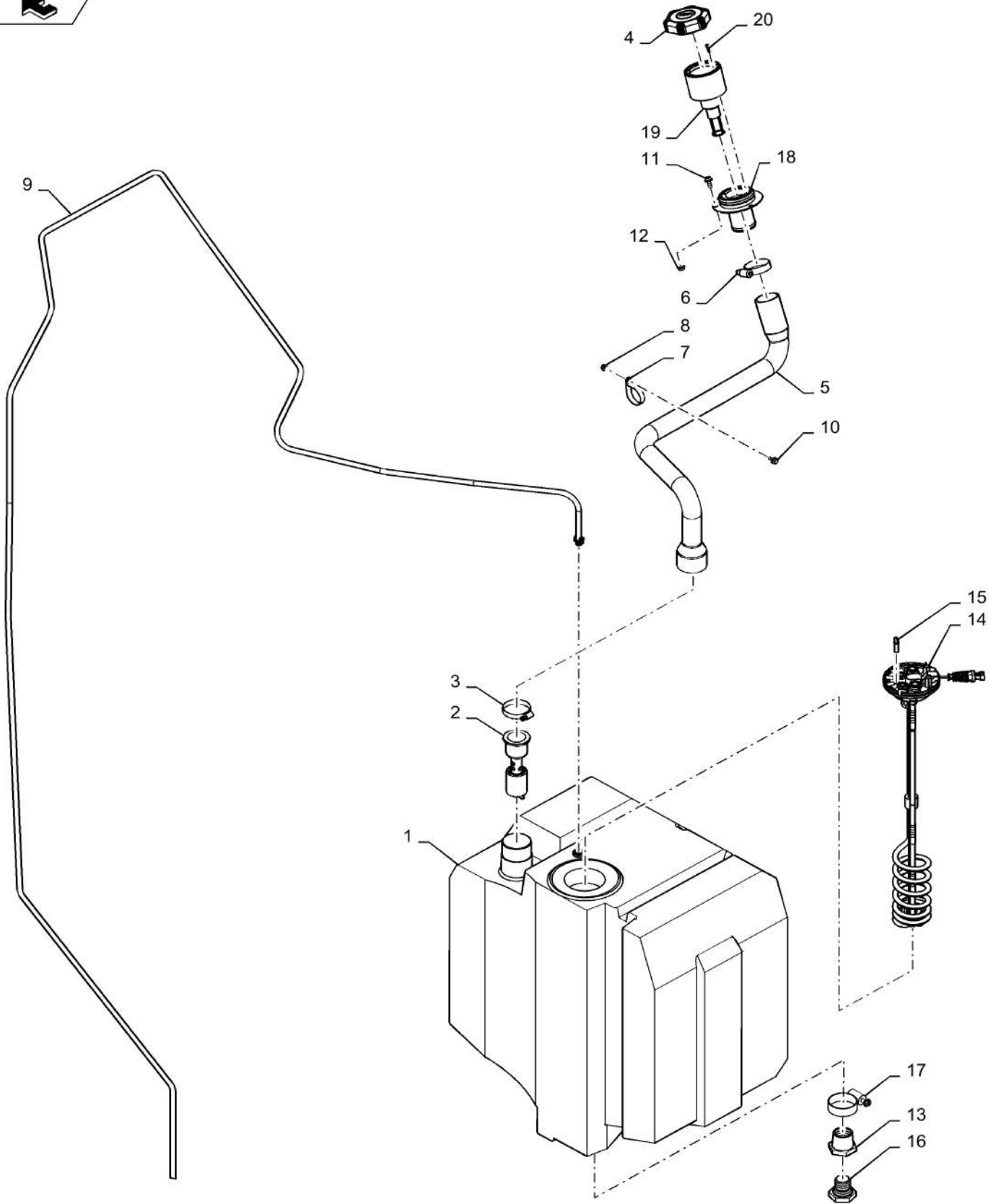
7230 8230 9230

10.500.AA

p1

10/201
3

DEF TANK 72/82/9230 T4



DEF TANK 72/82/9230 T4

REF FN	PART NUMBER	YR/SN	QTY DESCRIPTION
1	84151000		1 TANK
2	84248007		1 NOZZLE
3	86625032		1 HOSE CLAMP #48, 2.56/3.50 Type F Worm
4	84206552		1 FILLER CAP Non- Lockable
5	84256096		1 HOSE ASSY.
6	86624194		1 HOSE CLAMP #36, 1.81"/2.75", Type F Worm Gear, Stainless
7	84305554		1 HOSE CLAMP
8	86050300		1 FLANGE NUT M6 x 1, Flg, Cl10
9	84474845		1 FLEXIBLE HOSE Vent Line
10	86511893		1 BOLT Hex Serr, M6 x 12mm
11	86507068		3 BOLT Hex Serr Flg, M5 x 12
12	86507064		3 FLANGE NUT
13	84417261		1 BUSHING Reducer
14	84161271		1 SENDER UNIT
15	84208502		1 PLUG Red
16	84234574		1 PLUG
17	86643166		1 HOSE CLAMP #16, .81/1.50 Type F Worm, W/liner
18	84315307		1 FILLER
19	87483158		1 NECK FILLER
20	84246766		4 HEX SOC SCREW

7230 8230 9230

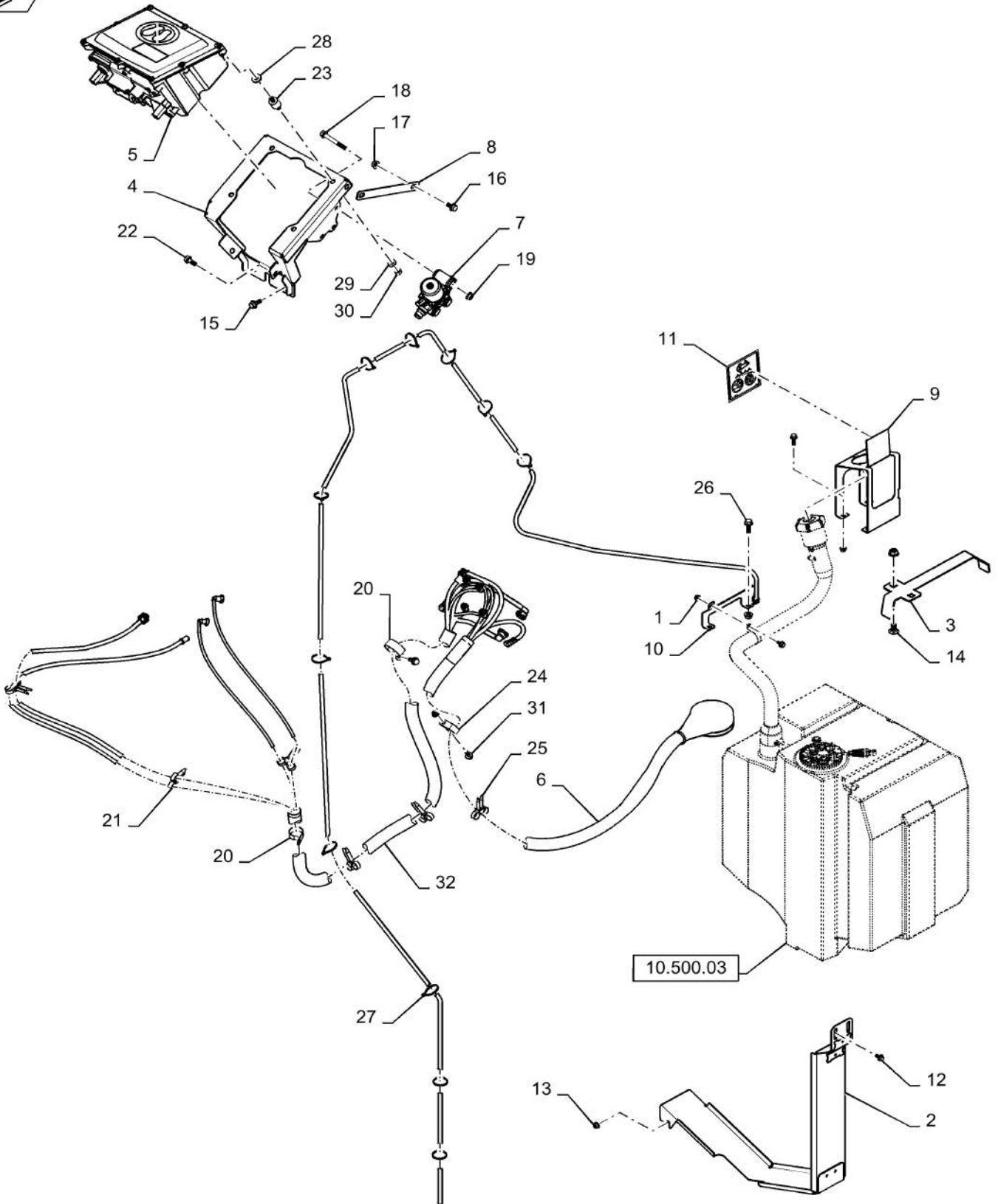
10.500.AD

01

p1

10/201
3

DEF SUPPLY 7230 T4



DEF SUPPLY 7230 T4

REF FN	PART NUMBER	YR/SN	QTY DESCRIPTION
1	86050300		2 FLANGE NUT M6 x 1, Flg, CI10
2	84191437		1 STRAP
3	84208139		1 BRACKET
4	84207383		1 BRACKET
5	84246892		1 MODULE
	84246892R		1 MODULE 9230, 7230, 8230 ALL TIER 4 COMMON CAB (1/13-)
	84246892C		MODULE Return Number
6	84203932		1 HOSE ASSY. From Supply Module To Def Tank, Hose Is 1.25 OD at Large End, Will Sub To 84560752
6	84560752		1 HOSE ASSY. From Supply Module To Def Tank, Hose Is 3.5 OD at Large End
7	84151635		1 HEATER VALVE
8	84208617		1 BRACKET
9	84310093		1 BRACKET
10	84319946		1 SHIELD
11	84284896		1 DECAL
12	274249		4 BOLT Hex Flg, M10 x 20mm, Stainless
13	86050279		4 FLANGE NUT M10 x 1.5, Flg, CI 10
14	120041		2 CARRIAGE BOLT Short NK, M10 x 20, CI8.8, Full Thd
15	86511479		2 BOLT Hex Flg, M8 x 20mm
16	87681207		2 BOLT Hex, M8 X 16mm, Class 10.9
17	87681210		1 FLANGE NUT Hex, M8, CI 10
18	86512254		3 BOLT Hex Serr Flg, M8 x 60
19	86507066		3 FLANGE NUT M8 x 1.25, Flg, CI 10
20	87301688		3 CLAMP
21	577927		2 CLAMP Closed, 2 line, 6.30mm, Insul
22	87656137		2 BOLT Hvy Hex, M8 x 20mm, CI 10.9
23	84558714		4 SHOCK ABSORBER
24	87552802		2 CLAMP
25	327144A1		4 CLAMP

7230 8230 9230

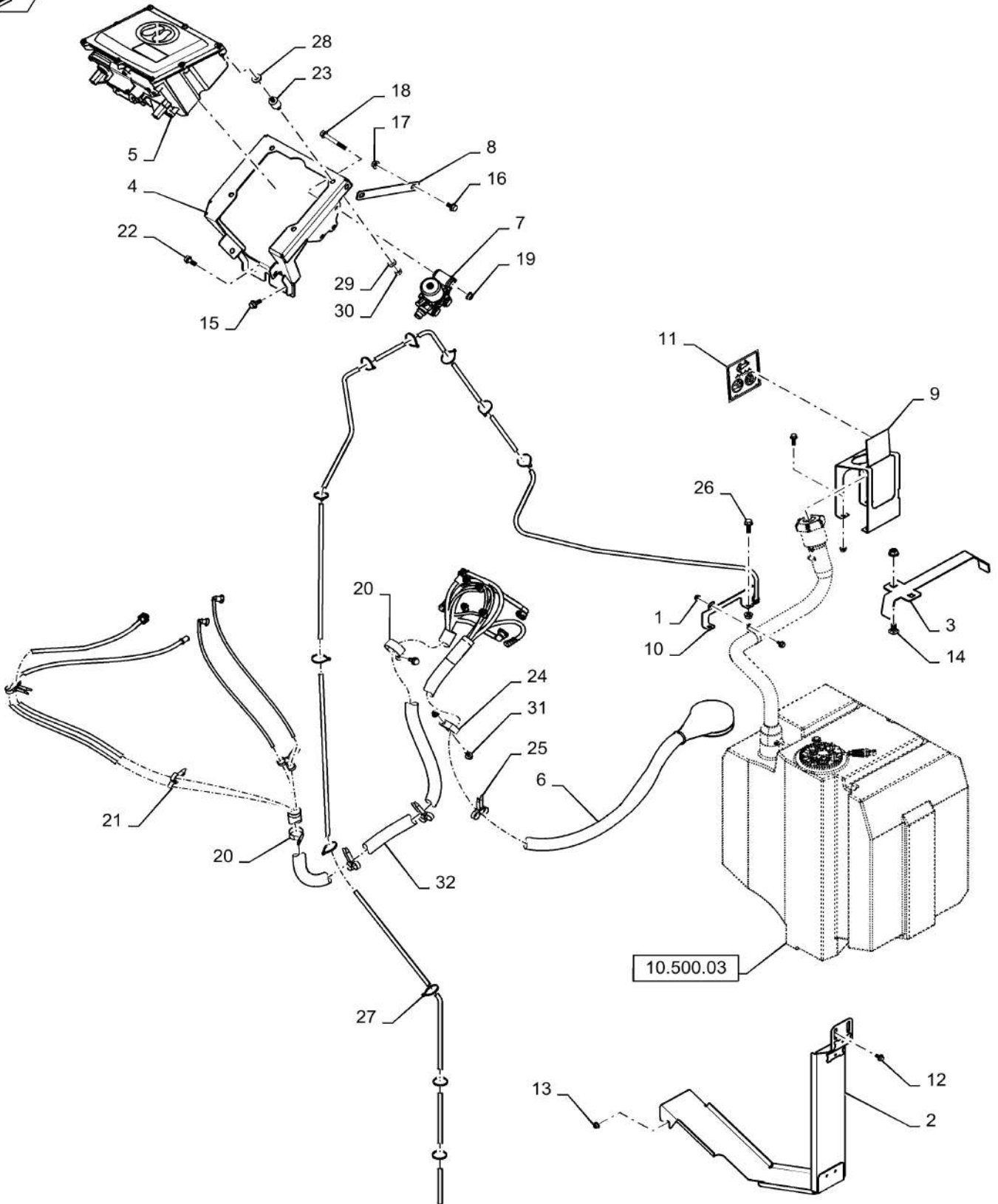
10.500.AD

01

p2

10/201
3

DEF SUPPLY 7230 T4



10.500.AD

01

p2

10/201
3**DEF SUPPLY 7230 T4**

REF FN	PART NUMBER	YR/SN	QTY DESCRIPTION
26	87698833		6 BOLT Hvy Hex Flg, M8 x 25mm, CI 10.9, Full Thd
27	86566989		12 CABLE TIE M4.75 x 190.5 L
28	412328		4 WASHER
29	322358		4 BELLEVILLE WASHER M8
30	9706690		4 NUT Hex, M8, 1.25mm Pitch, 6.80mm High, CI 8, ZND
31	87695418		2 BOLT
32	84253350		1 HOSE ASSY. To Coolant Lines,Doser Injector,Supply Module
33	84386217		1 FUEL FILTER DEF Service Filter (Not Shown)
			7230 8230 9230

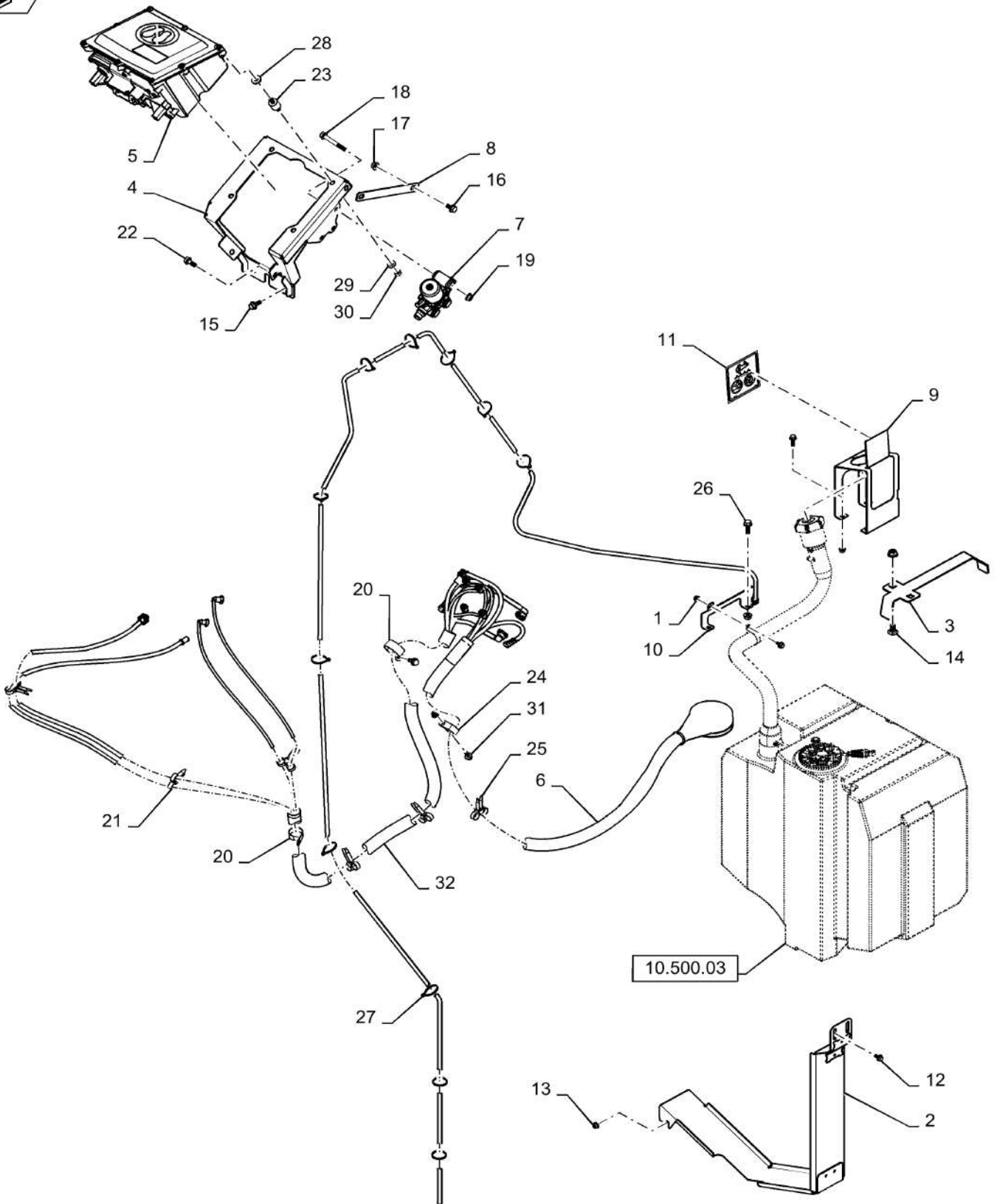
10.500.AD

02

p1

10/201
3

DEF SUPPLY 82/9230 T4



10.500.AD

02

p1

10/201
3**DEF SUPPLY 82/9230 T4**

REF FN	PART NUMBER	YR/SN	QTY DESCRIPTION
1	86050300		2 FLANGE NUT M6 x 1, Flg, CI10
2	84191437		1 STRAP
3	84208139		1 BRACKET
4	84207383		1 BRACKET
5	84246892		1 MODULE 82/9230 Uses Same Module, Different Software
	84246892R		1 MODULE 9230, 7230, 8230 ALL TIER 4 COMMON CAB (1/13-)
	84246892C		MODULE Return Number
6	84203932		1 HOSE ASSY. From Supply Module To Def Tank
7	84151635		1 HEATER VALVE
8	84208617		1 BRACKET
9	84310093		1 BRACKET
10	84319946		1 SHIELD
11	84284896		1 DECAL
12	274249		4 BOLT Hex Flg, M10 x 20mm, Stainless
13	86050279		4 FLANGE NUT M10 x 1.5, Flg, CI 10
14	120041		2 CARRIAGE BOLT Short NK, M10 x 20, CI8.8, Full Thd
15	86511479		2 BOLT Hex Flg, M8 x 20mm
16	87681207		2 BOLT Hex, M8 X 16mm, Class 10.9
17	87681210		1 FLANGE NUT Hex, M8, CI 10
18	86512254		3 BOLT Hex Serr Flg, M8 x 60
19	86507066		3 FLANGE NUT M8 x 1.25, Flg, CI 10
20	87301688		3 CLAMP
21	577927		2 CLAMP Closed, 2 line, 6.30mm, Insul
22	87656137		2 BOLT Hvy Hex, M8 x 20mm, CI 10.9
23	84558714		4 SHOCK ABSORBER
24	87552802		2 CLAMP
25	327144A1		4 CLAMP
26	87698833		6 BOLT Hvy Hex Flg, M8 x 25mm, CI 10.9, Full Thd
27	86566989		12 CABLE TIE M4.75 x 190.5 L

7230 8230 9230

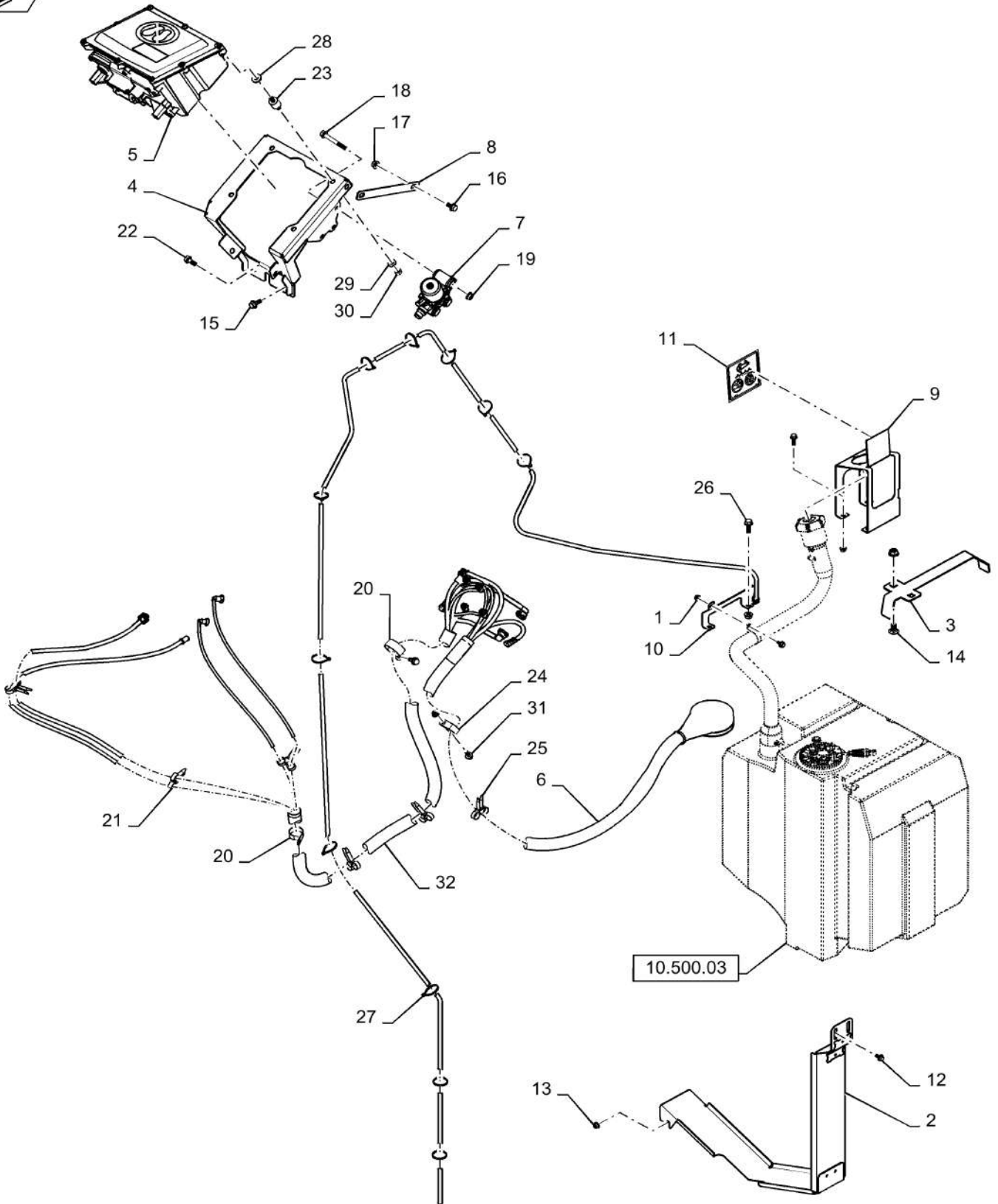
10.500.AD

02

p2

10/201
3

DEF SUPPLY 82/9230 T4



10.500.AD

02

p2

10/201
3

DEF SUPPLY 82/9230 T4

REF FN	PART NUMBER	YR/SN	QTY DESCRIPTION
28	412328		4 WASHER
29	322358		4 BELLEVILLE WASHER M8
30	9706690		4 NUT Hex, M8, 1.25mm Pitch, 6.80mm High, Cl 8, ZND
31	87695418		2 BOLT
32	84253350		1 HOSE ASSY. To Coolant Lines,Doser Injector,Supply Module
33	84386217		1 FUEL FILTER Def Service Filter (Not Shown)

7230 8230 9230

SECTION INDEX

Main gearbox and drive

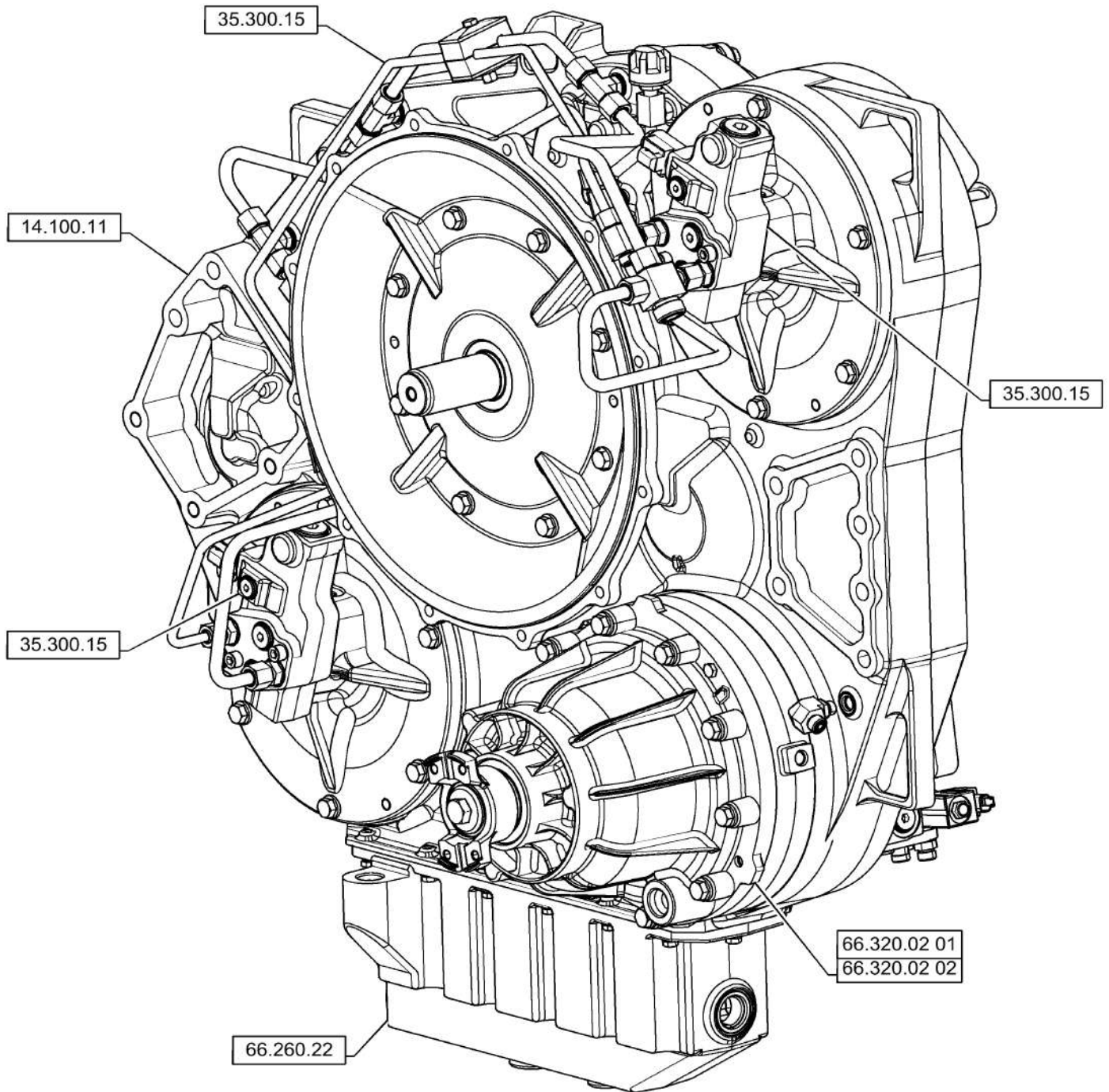
14.000.00	SECTION INDEX - LIVE PTO
14.100.AN	PTO, CLUTCH
14.100.AP	PTO, ROTOR VARIATOR ASSY, ENGINE GEARBOX

14.000.00

p1

10/201
3

SECTION INDEX - LIVE PTO



14.000.00

p1

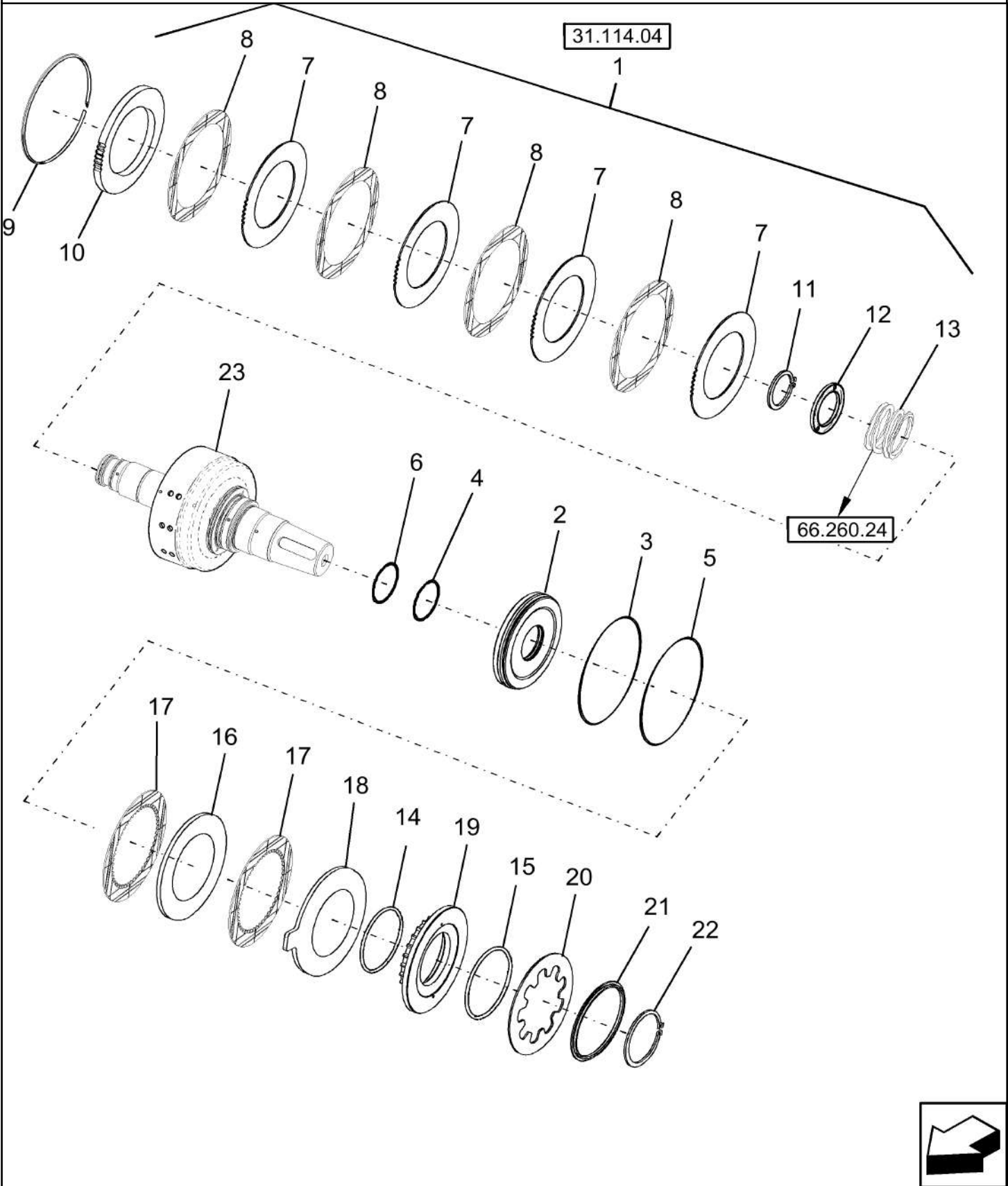
10/201
3

SECTION INDEX - LIVE PTO

REF FN	PART NUMBER	YR/SN	QTY DESCRIPTION
---------------	--------------------	--------------	------------------------

			7230 8230 9230
--	--	--	----------------

PTO, CLUTCH



PTO, CLUTCH

REF	FN	PART NUMBER	YR/SN	QTY DESCRIPTION
1	1	0C		1 ORDER COMPONENTS Shaft & Clutch
1	2	0C		1 ORDER COMPONENTS Shaft & Clutch
2		329889A1		1 PISTON
3		329896A1		1 SEAL
4		A159297		1 SEAL Clutch Piston
5		238-5158		1 O-RING -158, 70 Duro, 4.737" ID x .103" Thk
6		238-5137		1 O-RING -137, 90 Duro, 2.05" ID x .103" Thk
7		345335A2		AR PLATE Separator; Unloader Drive (4), Beater/Chopper Drive (6)
8	3	345334A1		AR FACING Friction; Unloader Drive (4), Beater/Chopper Drive (6)
8	3	84159803		AR PLATE Friction; Unloader Drive (4), Beater/Chopper Drive (6)
9		345337A1		1 RING
10		345336A1		1 CLUTCH DRIVING PLATE
11		100-16175		1 SNAP RING #175, Ext
12		A188044		1 RETAINER Piston Return Spring
13		A188080		1 SPRING Piston Return
14		87105115		1 SEALING RING
15		87105116		1 SEALING RING
16		87105109		1 PLATE
17	3	86990276		2 DISC Friction
17	3	84159162		2 CLUTCH PLATE Disc, Friction
18		87109365		1 PLATE
19		87105676		1 PISTON
20		87105113		1 SPRING Disc
21		87105114		1 RING
22		800-1170		1 SNAP RING M70, Ext Retaining

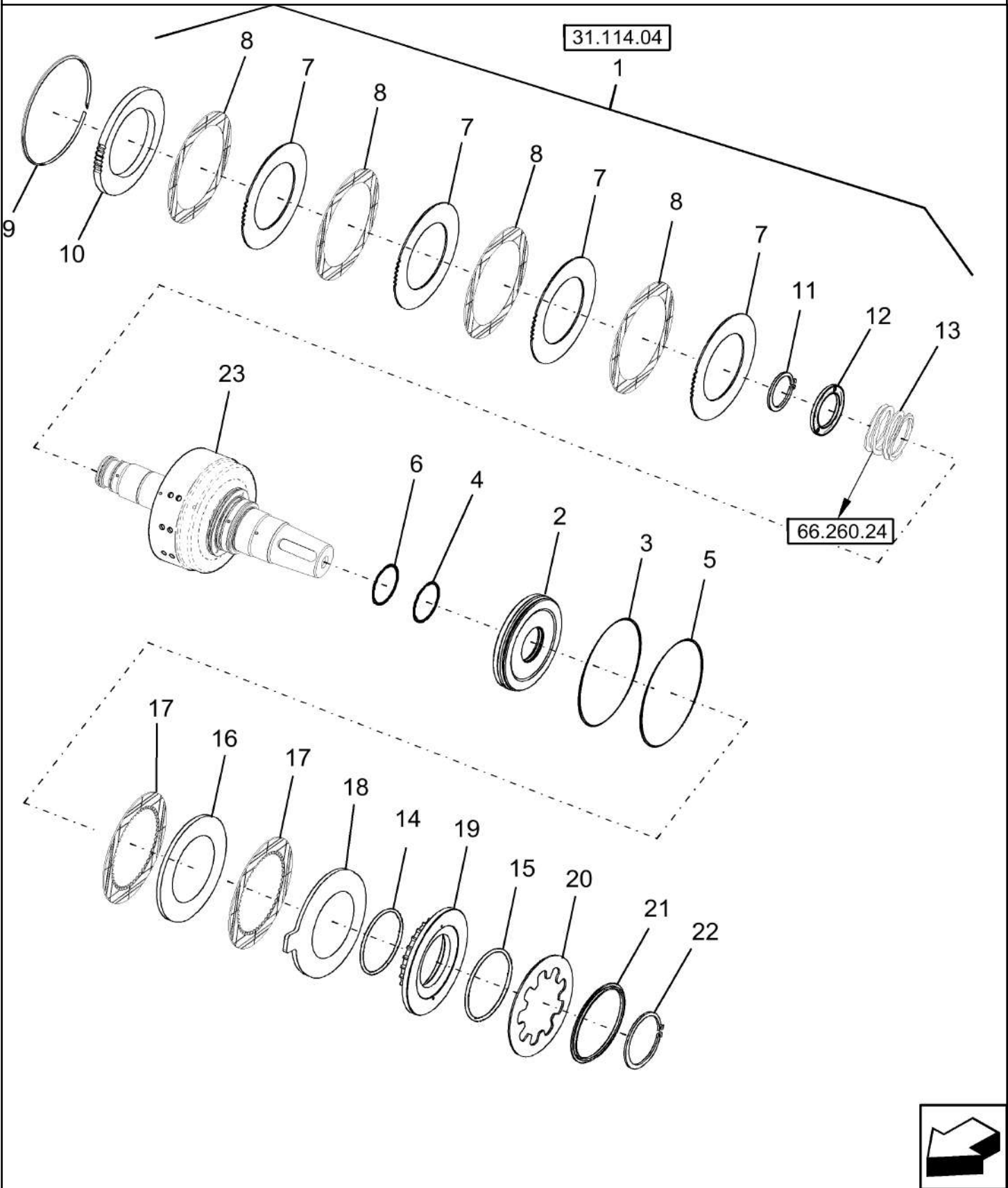
(1) Available W/Shims as Kit 87325136,Component of Kit 84223960

(2) Beater/Chopper Drive,Available W/Shims as Kit 87737569

(3) May be Used Interchangeably

7230 8230 9230

PTO, CLUTCH

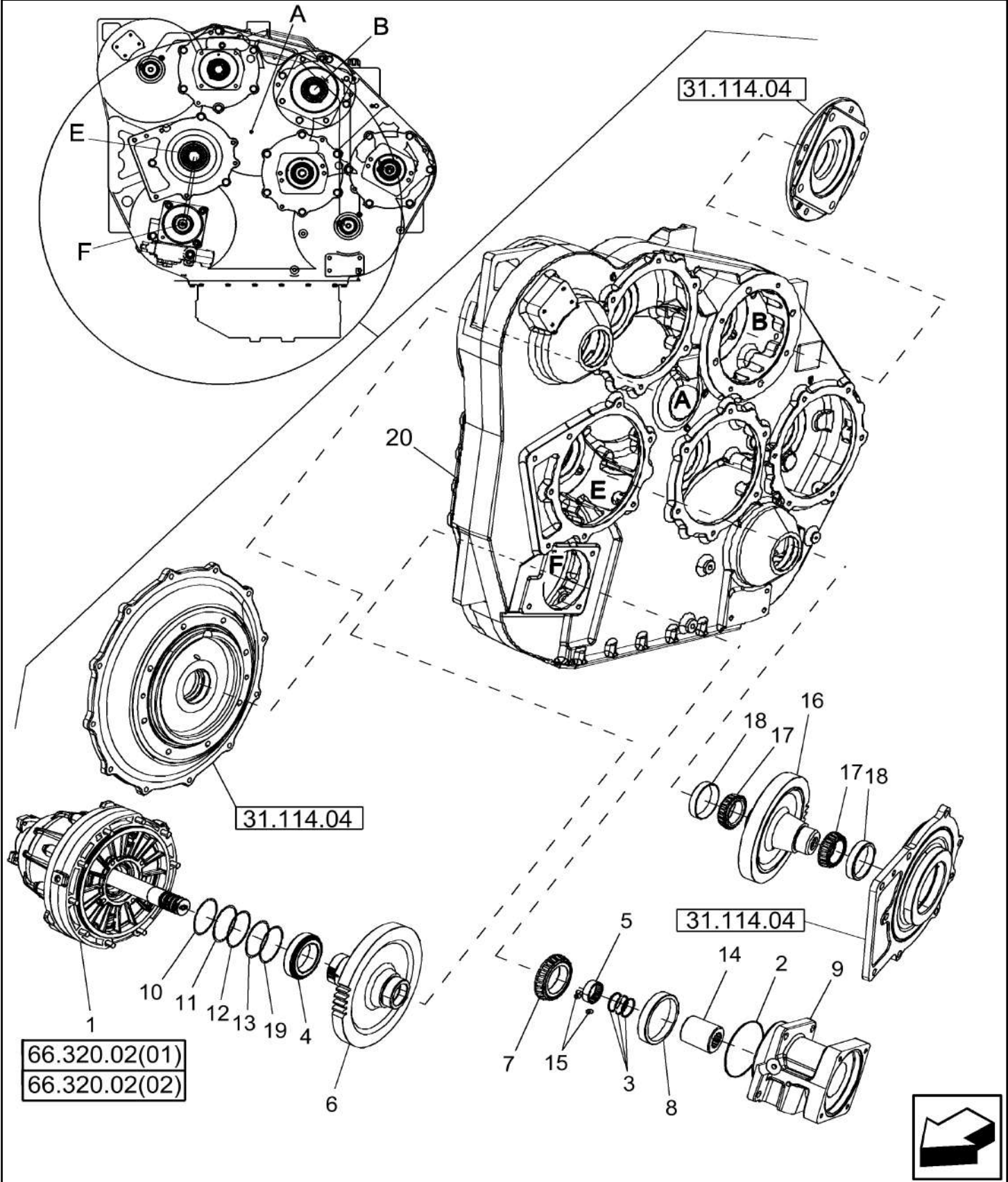


PTO, CLUTCH

REF	FN	PART NUMBER	YR/SN	QTY	DESCRIPTION
23	1	87107563		1	SHAFT
23	2	87394766		1	SHAFT
(1)		Component of Kit 84223960			
(2)		Beater/Chopper Drive			

7230 8230 9230

PTO, ROTOR VARIATOR ASSY, ENGINE GEARBOX



PTO, ROTOR VARIATOR ASSY, ENGINE GEARBOX

REF FN	PART NUMBER	YR/SN	QTY DESCRIPTION
1	86998846		1 GEARBOX Variator, Rotor, 72/8230 Only
1	87640684		1 GEARBOX ASSY Variator, Rotor, 9230 Only
2	238-5158		1 O-RING -158, 70 Duro, 4.737" ID x .103" Thk
3	87587474		3 SEALING RING Shaft
4	86998145		1 BEARING ASSY
5	86996784		1 NEEDLE BEARING
6	86975206		1 GEAR Rotor Drive, 57 T
7	227488A1		1 ROLLER BEARING 110 mm OD x 21.996 mm
8	29214H		1 BEARING CUP
9	397700A1		1 SLEEVE
10	359242A1		AR SHIM 0.1mm Thk 0.004"
11	359243A1		AR SHIM 0.15mm Thk 0.006"
12	359244A1		AR SHIM 0.3mm Thk 0.012"
13	359251A1		AR SHIM 0.5mm Thk 0.020"
14	399972A3		1 HUB Hydraulic Motor Drive
15	87520607		3 PLUG Expansion, 9 mm
16	86975205		1 GEAR 51T
17	L33289		1 ROLLER BEARING 57.1565 mm ID x 21.857 mm
18	105497H		1 BEARING CUP
19	87282628		AR SHIM
20	87643499		1 HOUSING

7230 8230 9230

SECTION INDEX

Transmission

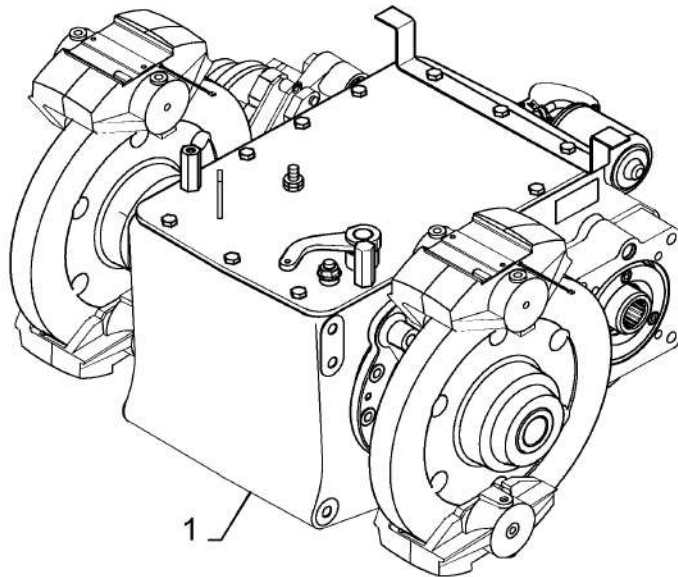

21.114.AL		MECHANICAL TRANSMISSION, COMPLETE
21.130.BC		MECHANICAL TRANSMISSION, GEARSHIFT CONTROL
21.130.BF	01	TRANSMISSION HOUSING, MECHANICAL TRANSMISSION,
21.130.BF	02	TRANSMISSION HOUSING, STANDARD
21.140.AE		GEARBOX, DRIVE SHAFT
21.140.AK	01	GEARBOX, DIFFERENTIAL, AXLE HOUSING, 16/71 W DIFFERENTIAL
21.140.AK	02	GEARBOX, DIFFERENTIAL, AXLE HOUSING 16/71 STANDARD
21.140.AK	03	GEARBOX, DIFFERENTIAL, AXLE HOUSING 20/61 STANDARD
21.140.AQ		GEARBOX, INPUT SHAFT
21.182.AA		DIFFERENTIAL LOCK CONTROL
21.182.AB		DIFFERENTIAL LOCK
21.182.AF	01	DIFFERENTIAL ASSY, 16/71 LOCKING
21.182.AF	02	DIFFERENTIAL ASSY, 16/71 NON-LOCKING
21.182.AF	03	DIFFERENTIAL, STANDARD NON-LOCKING 20/61 RATIO

21.114.AL

p1

10/201
3

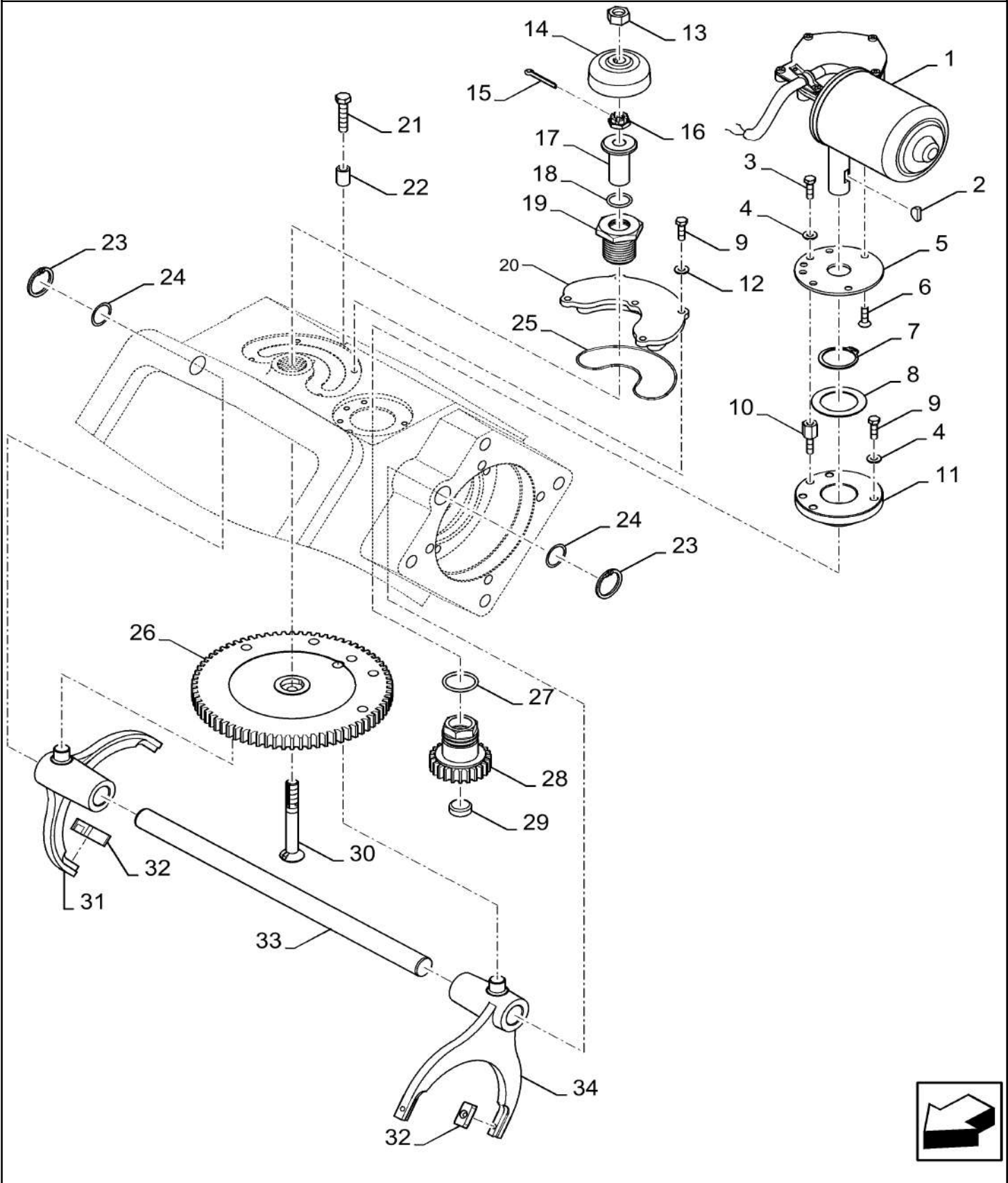
MECHANICAL TRANSMISSION, COMPLETE



MECHANICAL TRANSMISSION, COMPLETE

REF FN	PART NUMBER	YR/SN	QTY DESCRIPTION
1	84470113		1 GEARBOX Transmission, 16/71 W/ Diff Lock
1	84470111		1 GEARBOX Transmission, 16/71 W/O Diff Lock
	84470111R		1 REMAN-TRANSMISSION 7230, 8230, 9230, All TIER 4 COMMON CAB, Transmission, 16/71 W/O Diff Lock (1/13-)
	84470111C		CORE-TRANSMISSION Return Number
1	84470110		1 GEAR REDUCTION UNIT Transmission, 20/61 W/ Diff Lock
	84470110R		1 REMAN-TRANSMISSION 7230, 8230, 9230, All Transmission, 20/61 W/ Diff Lock, TIER 4 COMMON CAB (1/13-)
	84470110C		CORE-TRANSMISSION Return Number
1	84470109		1 GEAR REDUCTION UNIT Transmission, 20/61 W/O Diff Lock
			7230 8230 9230

MECHANICAL TRANSMISSION, GEARSHIFT CONTROL

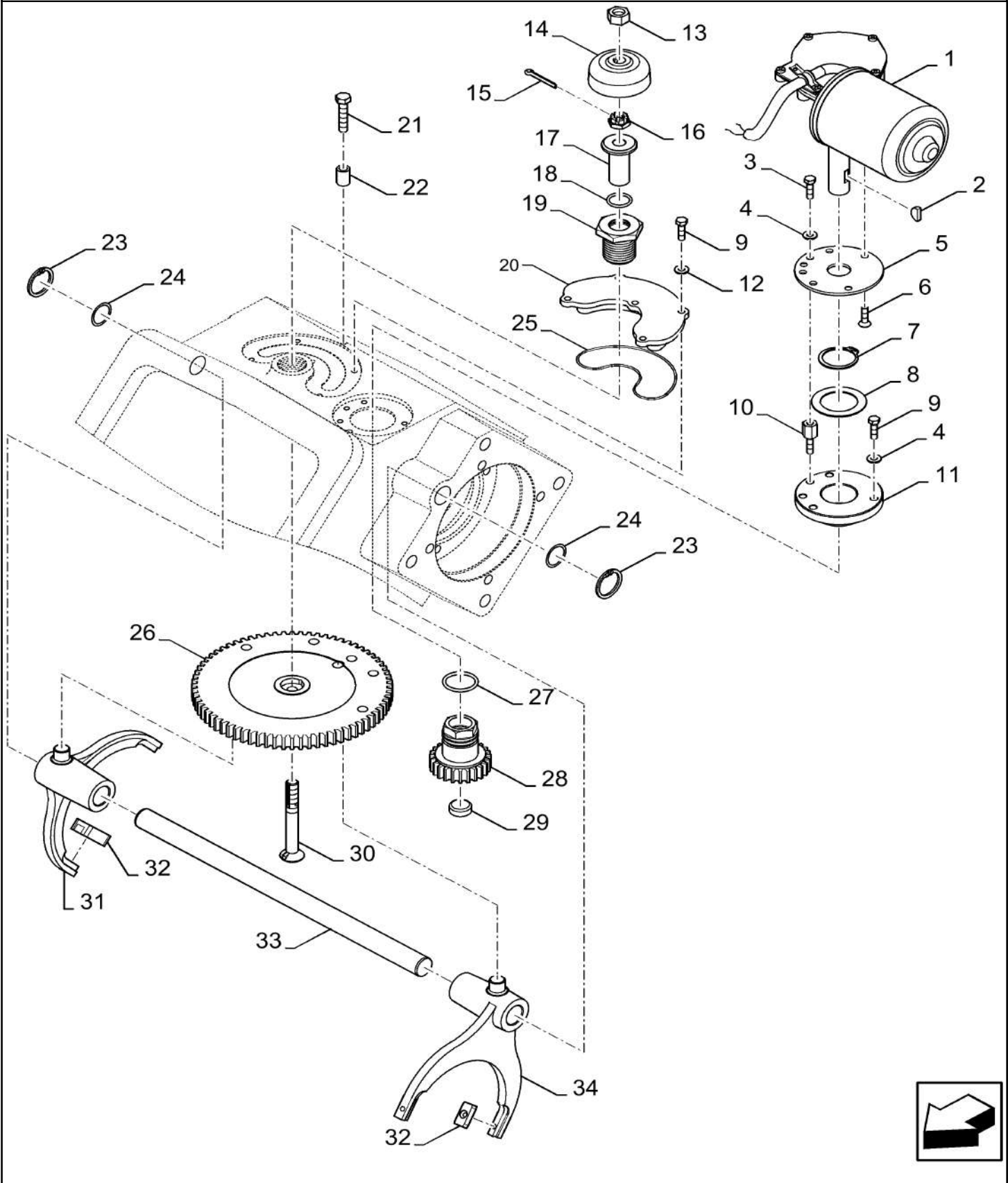


MECHANICAL TRANSMISSION, GEARSHIFT CONTROL

REF FN	PART NUMBER	YR/SN	QTY DESCRIPTION
1	84807563		1 ELECTRIC MOTOR Gear Shift
1	84807563R		1 REMAN-ELECTRIC MOTOR
1	84807563C		CORE-ELECTRIC MOTOR Return Number, For N.A. Only
2	84041731		1 WOODRUFF KEY
3	378056		4 SCREW Hex, M6 x 1 x 10mm, CI 8.8, Full Thd
4	322357		5 BELLEVILLE WASHER M6
5	84071166		1 DISC Detent
6	14441321		3 HEX SOC SCREW Hex Soc Flat Hd, M6 x 16, 8.8
7	370004		1 SNAP RING M35, Ext
8	442245		1 WASHER Friction Ring
9	86508568		6 BOLT Hex, M6 x 16mm, CI 8.8, Full Thd
10	84071865		4 SCREW Hex, M6 x 15mm Distance
11	87588654		1 SPACER Guide Bushing
12	140015		5 WASHER M6
13	9706685		1 NUT M12, CI 8
14	84072087		1 LID Cover
15	130004		1 COTTER PIN M3.2 x 25
16	84334523		1 SLOTTED NUT M14 x 1.5, CI 8
17	84071751		1 SLEEVE Gear Pivot
18	304967		1 O-RING M20 ID x 2.5 Thk
19	84071821		1 THREADED INSERT M32
20	84269118		1 SENSOR Mechanical Transmission Gearshift Control (25)
21	120106		1 BOLT Hex, M8 x 1.25 x 40mm, CI 8.8, Full Thd
22	84038824		1 BUSHING Spacer, Transmission Lock
23	84078050		2 SNAP RING M22, Int
24	86629585		2 O-RING 0.862" ID x 1.068" OD x 0.103"
25	84042797		1 O-RING Foam

7230 8230 9230

MECHANICAL TRANSMISSION, GEARSHIFT CONTROL



MECHANICAL TRANSMISSION, GEARSHIFT CONTROL

REF FN	PART NUMBER	YR/SN	QTY DESCRIPTION
26	84607593		1 GEAR Driven, 86 Tooth
27	84021955		1 O-RING 29.2mm ID x 3mm Width
28	87591787		1 GEAR Driving, 25 Tooth
29	396661		1 PLUG Filler, 22mm
30	84334394		1 BOLT CSK, M12 x 90mm Countersunk, M12 X 90mm
31	84071587		1 SHIFTER FORK To Drive Shaft
32	84432249		4 GUIDE Pad
33	84071538		1 SHAFT Shift
34	84071378		1 SHIFTER FORK To InputShaft
			7230 8230 9230

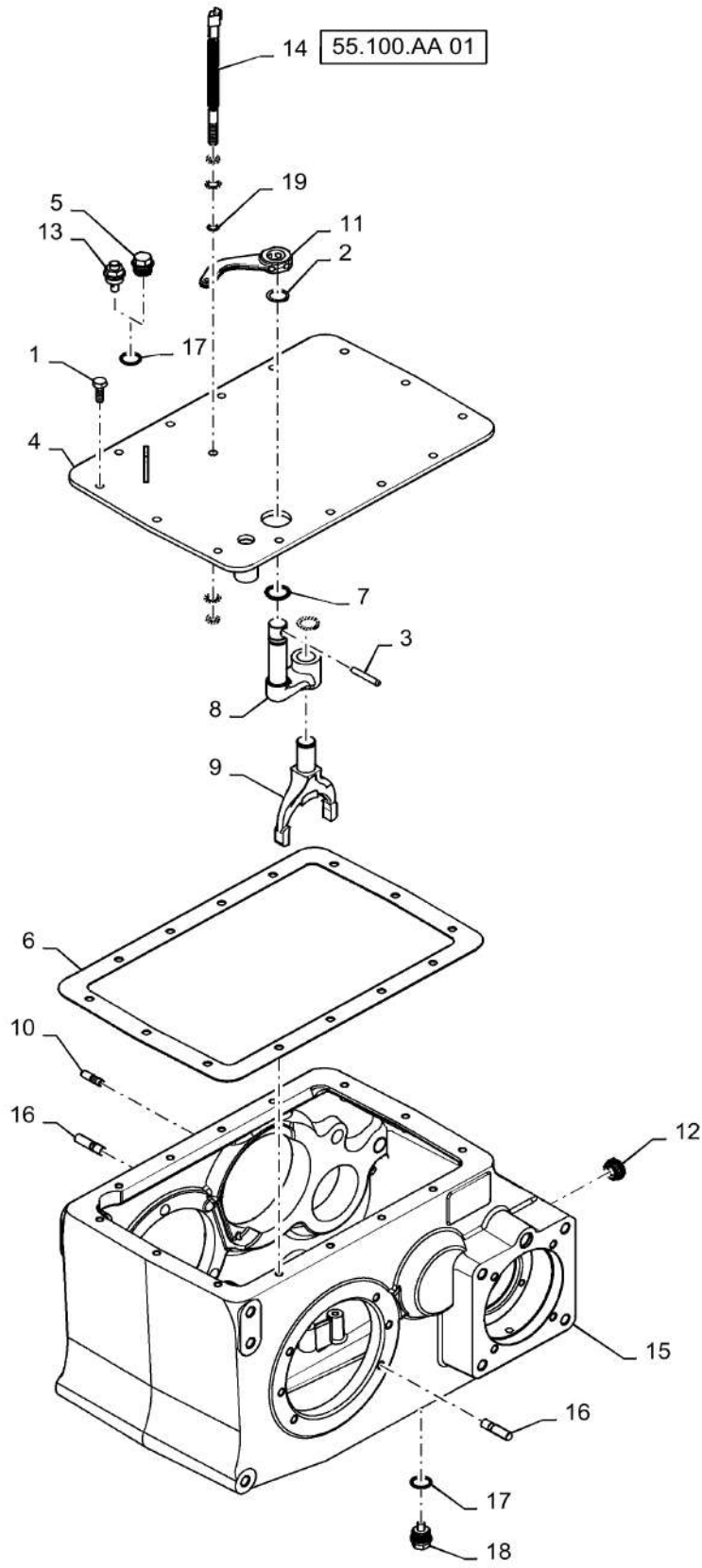
21.130.BF

01

p1

10/201
3

TRANSMISSION HOUSING, MECHANICAL TRANSMISSION, HOUSING, DIFFERENTIAL LOCK



21.130.BF

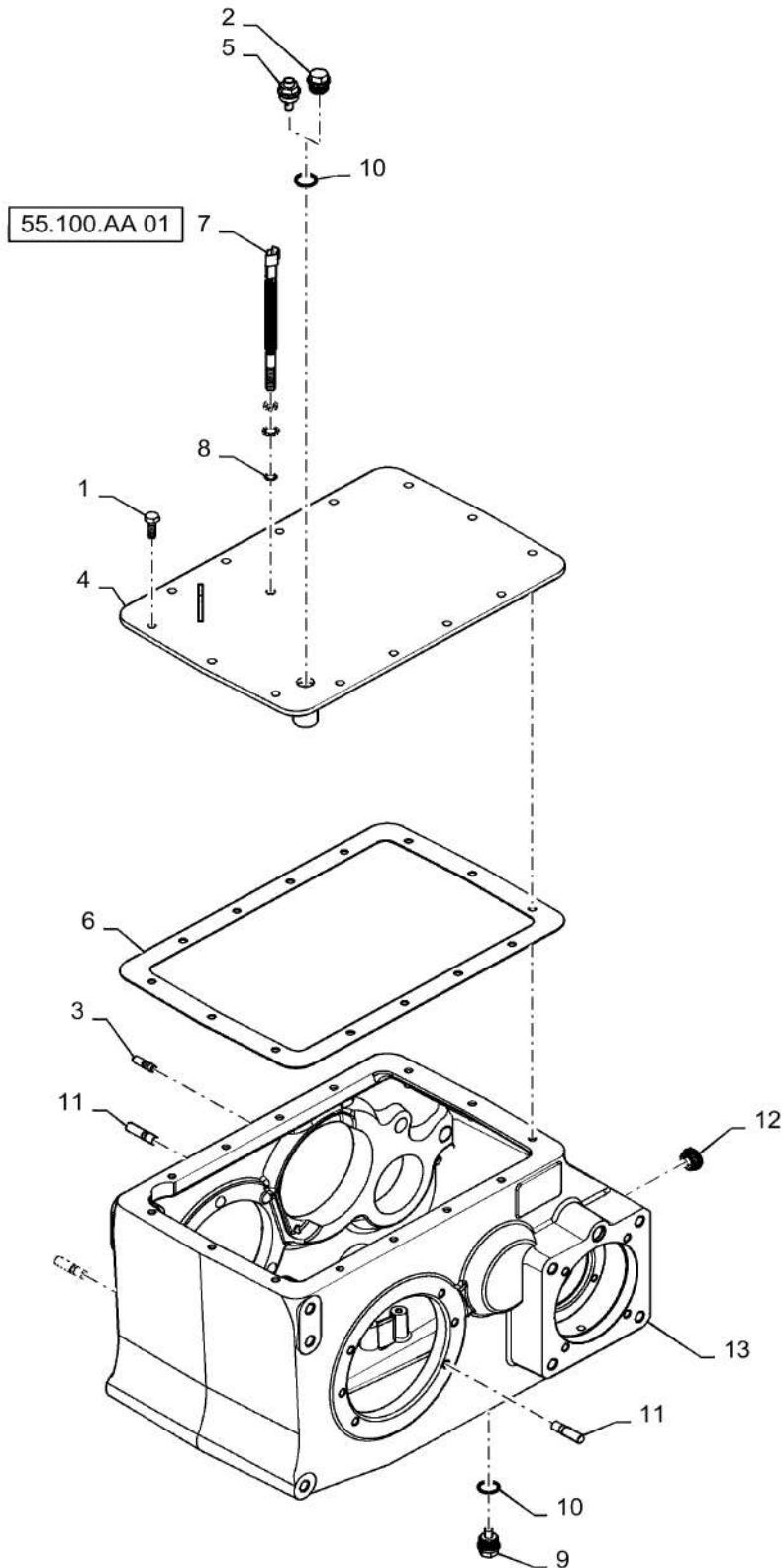
01

p1

10/201
3**TRANSMISSION HOUSING, MECHANICAL TRANSMISSION, HOUSING, DIFFERENTIAL LOCK**

REF FN	PART NUMBER	YR/SN	QTY DESCRIPTION
1	412621		14 BOLT Hex, M10 x 30mm, CI 8.8
2	370002		2 CIRCLIP M25, Ext
3	9506888		1 PIN 8mm OD X 53mm
4	84072053		1 COVER W/ Diff Lock
5	150006		1 DRAIN PLUG M24 x 1.5
6	84071961		1 GASKET Cover
7	9818942		1 O-RING 18.72mm ID x 2.62mm Width
8	9818945		1 INSERT Fork Lever
9	9818947		1 YOKE Diff Lock Fork
10	110019		5 STUD M10 x 37, CI 8.8
11	84334005		1 LEVER Diff Lock
12	84071596		1 PLASTIC PLUG Oil Level Sight Glass
13	398136		1 BREATHER Vent Plug
14	87105682		1 SENSOR RPM, Hall Effect
15	84439588		1 HOUSING Transmission
16	350341		15 STUD M12 x 50
17	220025		2 SEALING RING 29mm OD X 24mm ID X 2mm
18	336897		1 PLUG Magnetic
19	355607		1 SEALING WASHER 15.5mm OD X 12.2mm ID X 1.5mm
			7230 8230 9230

TRANSMISSION HOUSING, STANDARD



21.130.BF

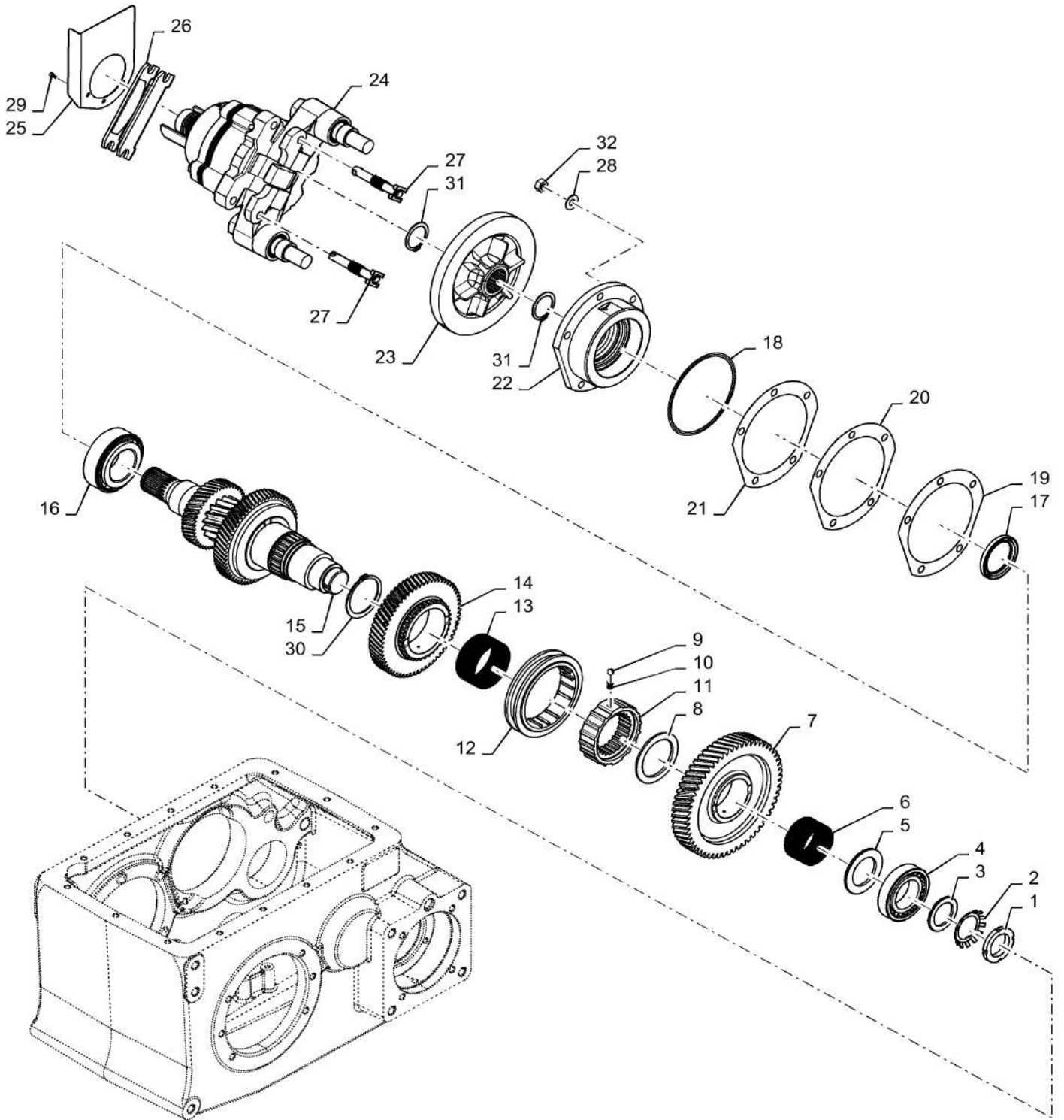
02

p1

10/201
3**TRANSMISSION HOUSING, STANDARD**

REF FN	PART NUMBER	YR/SN	QTY DESCRIPTION
1	412621		14 BOLT Hex, M10 x 30mm, CI 8.8
2	150006		1 DRAIN PLUG M24 x 1.5 Is Replaced By Breather Before Installation
3	110019		5 STUD M10 x 37, CI 8.8
4	84072051		1 COVER W/O Diff Lock
5	398136		1 BREATHER M24
6	84071961		1 GASKET Top Cover
7	87105682		1 SENSOR Ground Speed
8	355607		1 SEALING WASHER 12mm ID X 15.5mm OD X 1.5
9	336897		1 PLUG Magnetic
10	220025		2 SEALING RING 24mm ID X 29mm OD X 2.0
11	350341		15 STUD M12 x 50
12	84071596		1 PLASTIC PLUG Oil Level Sight Glass
13	84439588		1 HOUSING Gearbox
			7230 8230 9230

GEARBOX, DRIVE SHAFT

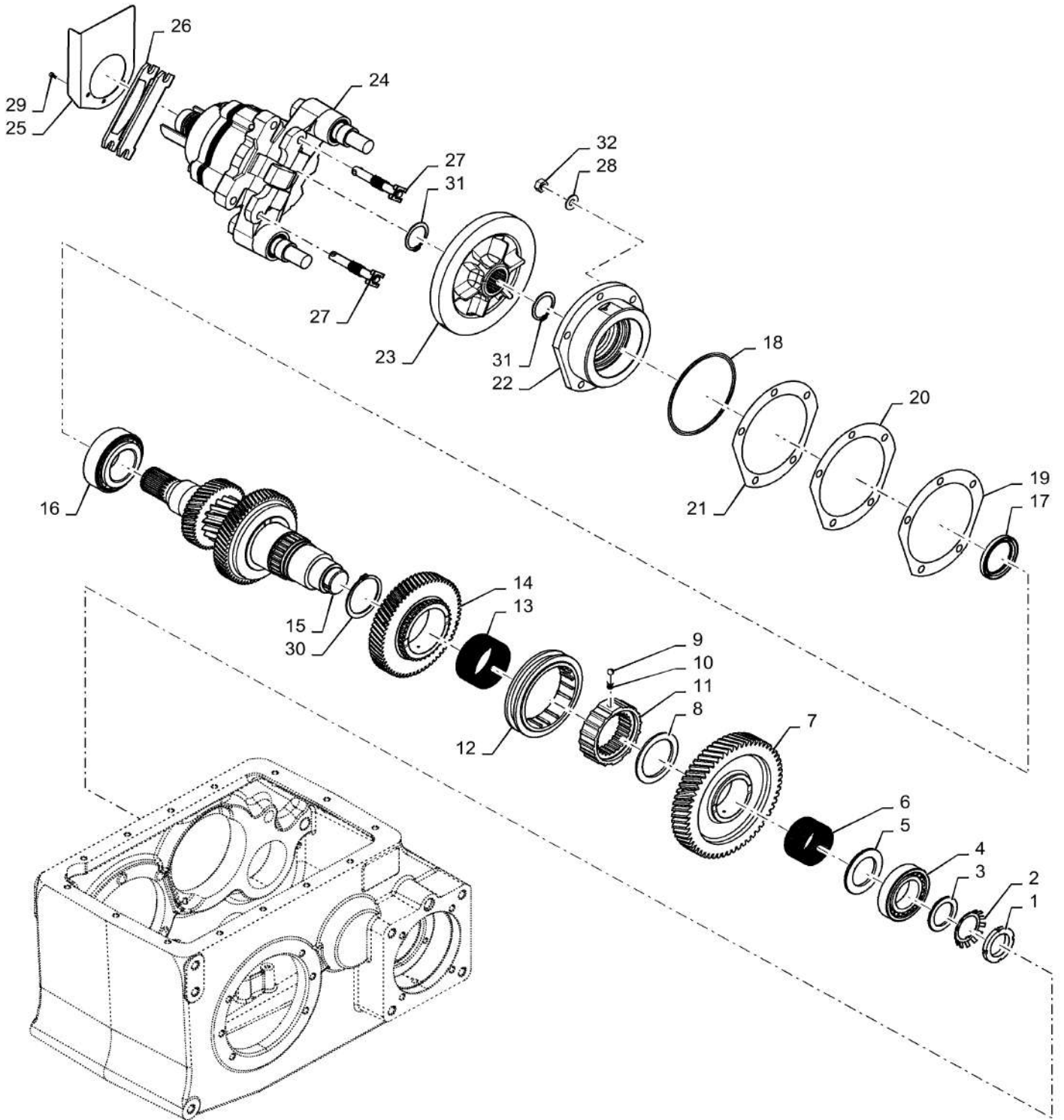


GEARBOX, DRIVE SHAFT

REF FN	PART NUMBER	YR/SN	QTY DESCRIPTION
1	9615771		1 BEARING LOCK NUT 44.026 mm ID x 65 mm OD
2	410880		1 LOCK WASHER Star Type
3	84071395		1 THRUST WASHER 65mm OD X 45mm ID X 4mm
4	84320593		1 TAPERED ROLLER BEARING 100mm OD X 55mm ID X 26.75mm
5	84071394		1 THRUST WASHER 85mm OD X 55mm ID X 4.75mm
6	87317816		1 NEEDLE BEARING 68 mm ID x 74 mm OD x 40 mm
7	84459182		1 GEAR Driven, 58 Tooth Helical Cut, 36 Tooth Straight Cut
8	84072052		1 THRUST WASHER 95mm OD X 72mm ID X 5.25mm
9	84041521		2 BALL Check
10	84041522		2 SPRING Tension
11	84433352		1 GEAR Driver Shifter
12	84433358		1 GEAR Collar Shifter
13	84071622		1 BEARING SET Needle
14	84433264		1 GEAR Driven, 62 Tooth Helical Cut, 36 Tooth Straight Cut
15	84433515		1 SHAFT 16 Tooth
15	84433499		1 SHAFT 20 Tooth
16	84074759		1 TAPERED ROLLER BEARING 110mm OD X 60mm ID X 38mm
17	84017986		1 SEAL 80mm OD X 60mm ID X 8mm
18	84078052		1 O-RING 144mm ID x 3mm Width
19	84072115		1 SHIM 0.5mm Thk
20	84072116		AR SHIM 0.2mm Thk
21	84072118		AR SHIM 0.05mm Thk
22	84071119		1 FLANGED BEARING Flange
23	84071123		1 BRAKE DISC Hand Brake
24	84818665		1 HAND BRAKE Caliper

7230 8230 9230

GEARBOX, DRIVE SHAFT



GEARBOX, DRIVE SHAFT

REF FN	PART NUMBER	YR/SN	QTY DESCRIPTION
25	87713496		1 PLATE Park Brake Decal
26	84817132		1 BRAKE PAD Park Brake
27	84447501		1 KIT Caliper Pins
28	140046		5 BELLEVILLE WASHER Belleville, M12
29	87698788		3 HEX SOC SCREW M4 x 10mm, CI 12.9 Hex Socket M4 X 10mm Full Thread 12.9
30	84078051		1 SNAP RING M72, Ext
31	370007		2 SNAP RING M45, Ext
32	9706685		5 NUT M12, CI 8

7230 8230 9230

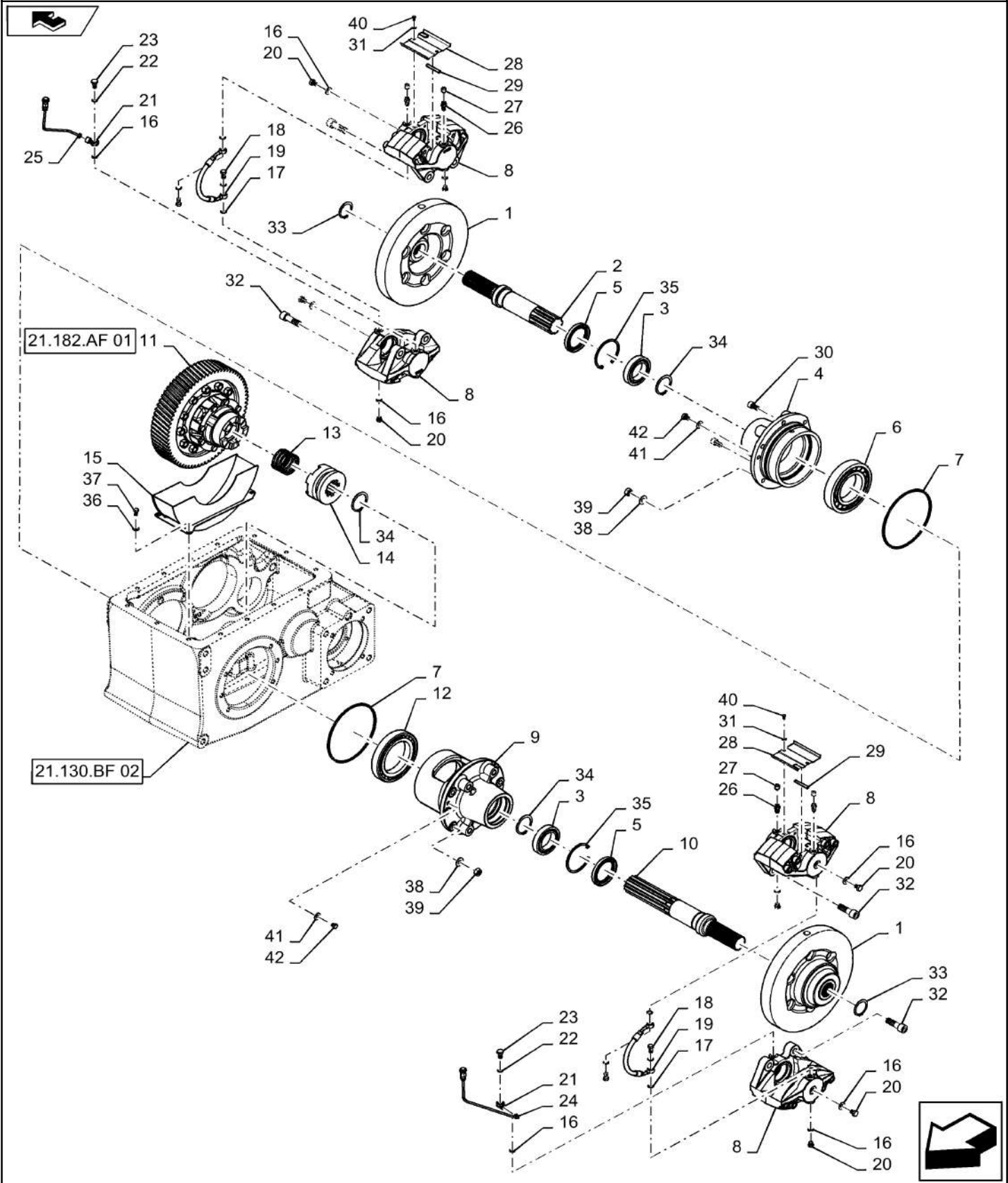
21.140.AK

01

p1

10/201
3

GEARBOX, DIFFERENTIAL, AXLE HOUSING, 16/71 W DIFFERENTIAL LOCK



21.140.AK

01

p1

10/201
3**GEARBOX, DIFFERENTIAL, AXLE HOUSING, 16/71 W DIFFERENTIAL LOCK**

REF FN	PART NUMBER	YR/SN	QTY DESCRIPTION
1	84071143		2 BRAKE DISC Rotor
2	84069687		1 SHAFT Axle, RH
3	9825886		2 BALL BEARING 55 mm ID x 90 mm OD x 18 mm
4	84071109		1 FLANGE Axle, RH
5	84045429		2 OIL SEAL 90mm OD X 65mm ID X 10mm
6	210046		1 BALL BEARING 90 mm ID x 160 mm OD x 30 mm
7	9815655		2 O-RING 171.72mm ID x 2.62mm Width
8	84989455		4 BRAKE CALIPER
9	84071206		1 FLANGE Axle, LH
10	84069688		1 SHAFT Axle, LH
11	84071437		1 DIFFERENTIAL Locking
12	418831		1 BALL BEARING 105 mm ID x 160 mm OD x 26 mm
13	455098		1 RING Diff Lock
14	455094		1 COUPLING RING Diff Lock
15	84435237		1 SHIELD Diff Anti Splatter
16	84439102		12 SEALING WASHER 16mm OD X 10mm ID X 1.5mm
17	84449206		8 RING 13.5mm OD X 10mm ID X 1mm
18	84449205		4 BANJO BOLT M10 x 1 x 17
19	84447450		2 BRAKE LINE
20	9832307		10 PLUG M10
21	9832303		2 FITTING 45 Degree From Caliper
22	355607		2 SEALING WASHER 15.5mm OD X 12mm ID X 1.5mm
23	9832304		2 BANJO BOLT M10 x 1 x 19.5
24	84801451		1 BRAKE LINE LH
25	84801453		1 BRAKE LINE RH
26	9832308		4 VENTING SCREW Bleed, M10
27	9835349		4 CAP Bleeder Cap
28	84004317		2 COVER Trash Cover
			7230 8230 9230

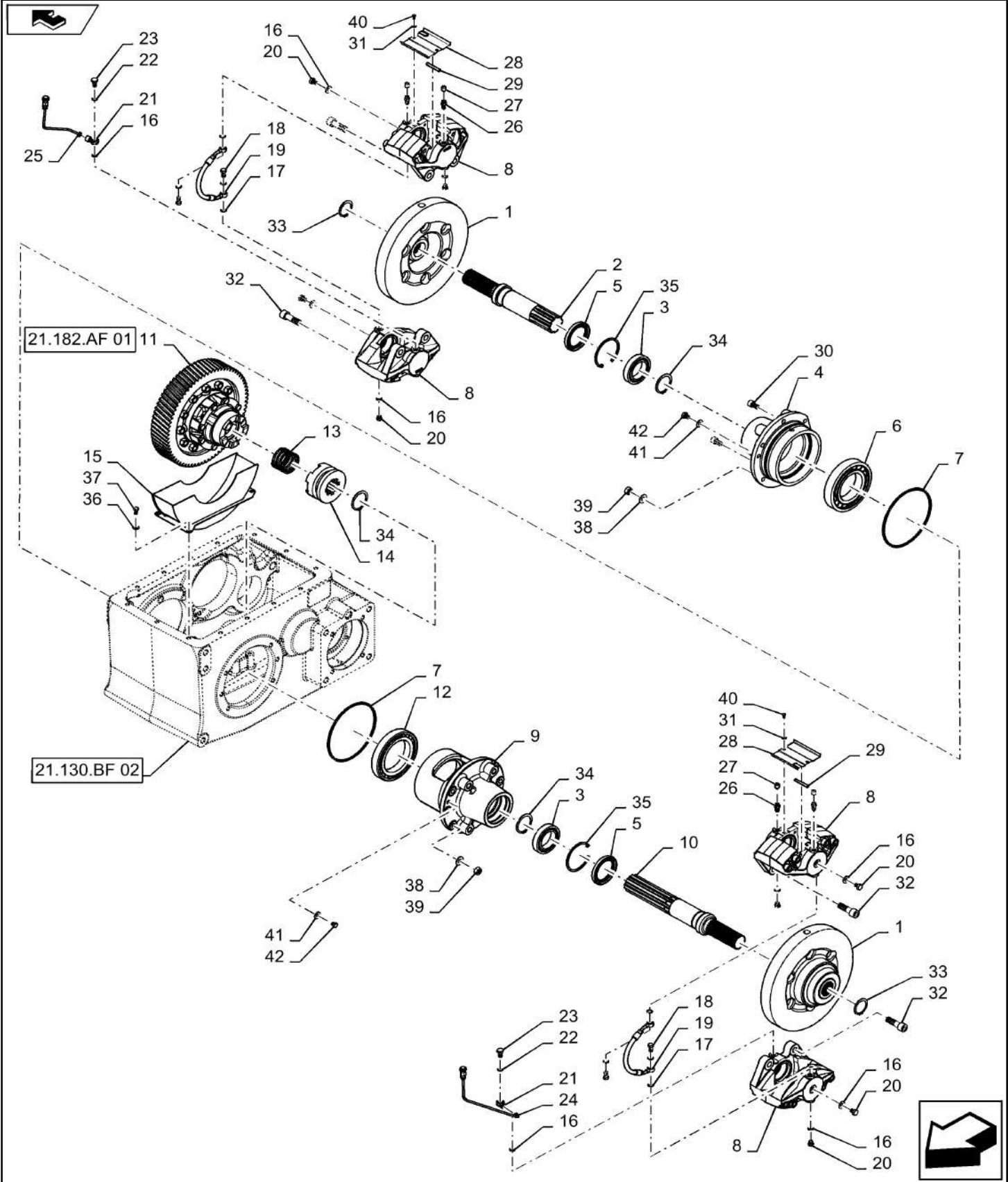
21.140.AK

01

p2

10/201
3

GEARBOX, DIFFERENTIAL, AXLE HOUSING, 16/71 W DIFFERENTIAL LOCK



21.140.AK

01

p2

10/201
3**GEARBOX, DIFFERENTIAL, AXLE HOUSING, 16/71 W DIFFERENTIAL LOCK**

REF FN	PART NUMBER	YR/SN	QTY DESCRIPTION
29	84459793		2 CABLE SHEATH Wear Indicator Protection
30	9837786		2 HEX SOC SCREW M12 x 20mm, CI 8.8, Full Thd
31	322356		4 BELLEVILLE WASHER M5.1 x 12 x 1.85, HDN
32	9817243		8 HEX SOC SCREW M16 x 50mm, CI 12.9, Full Thd
33	370007		2 SNAP RING M45, Ext
34	327911		3 CIRCLIP M55, Ext
35	370013		2 SNAP RING M90, Int
36	322358		4 BELLEVILLE WASHER M8
37	120103		4 BOLT Hex, M8 x 16, 8.8
38	140046		10 BELLEVILLE WASHER Belleville, M12
39	9706685		10 NUT M12, CI 8
40	300806		4 BOLT Hex, M5 x 0.8 x 10mm, CI 8.8, Full Thd
41	140045		4 BELLEVILLE WASHER M10
42	86512298		4 BOLT Hex, M10 x 12mm, CI 8.8, Full Thd
			7230 8230 9230

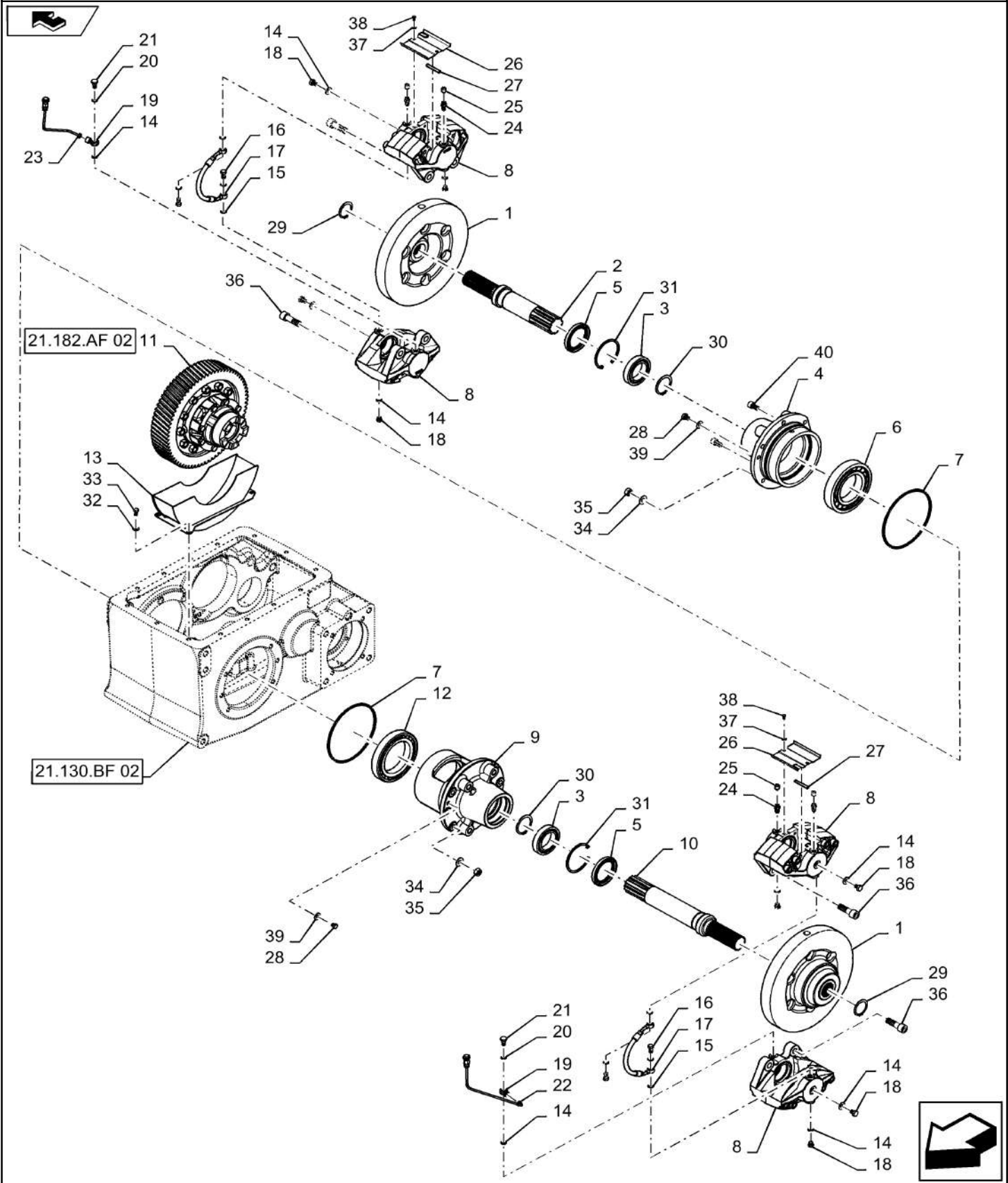
21.140.AK

02

p1

10/201
3

GEARBOX, DIFFERENTIAL, AXLE HOUSING 16/71 STANDARD



21.140.AK

02

p1

10/201
3**GEARBOX, DIFFERENTIAL, AXLE HOUSING 16/71 STANDARD**

REF FN	PART NUMBER	YR/SN	QTY DESCRIPTION
1	84071143		2 BRAKE DISC Rotor
2	84069687		1 SHAFT Axle, RH
3	9825886		2 BALL BEARING 55 mm ID x 90 mm OD x 18 mm
4	84071109		1 FLANGE Axle, RH
5	84045429		2 OIL SEAL 90mm OD X 65mm ID X 10mm
6	210046		1 BALL BEARING 90 mm ID x 160 mm OD x 30 mm
7	9815655		2 O-RING 171.72mm ID x 2.62mm Width
8	84989455		4 BRAKE CALIPER
9	84071206		1 FLANGE Axle, LH
10	84069822		1 SHAFT Axle, LH
11	84071437		1 DIFFERENTIAL Non-Locking
12	418831		1 BALL BEARING 105 mm ID x 160 mm OD x 26 mm
13	84435237		1 SHIELD Diff Anti Splatter
14	84439102		12 SEALING WASHER 16mm OD X 10mm ID X 1.5mm
15	84449206		8 RING 13.5mm OD X 10mm ID X 1mm
16	84449205		4 BANJO BOLT M10 x 1 x 17
17	84447450		2 BRAKE LINE
18	9832307		10 PLUG M10
19	9832303		2 FITTING 45 Degree From Caliper
20	355607		2 SEALING WASHER 15.5mm OD X 12mm ID X 1.5mm
21	9832304		2 BANJO BOLT M10 x 1 x 19.5
22	84801451		1 BRAKE LINE LH
23	84801453		1 BRAKE LINE RH
24	9832308		4 VENTING SCREW Bleed, M10
25	9835349		4 CAP Bleeder Cap
26	84004317		2 COVER Trash Cover
27	84459793		2 CABLE SHEATH Wear Indicator Protection
			7230 8230 9230

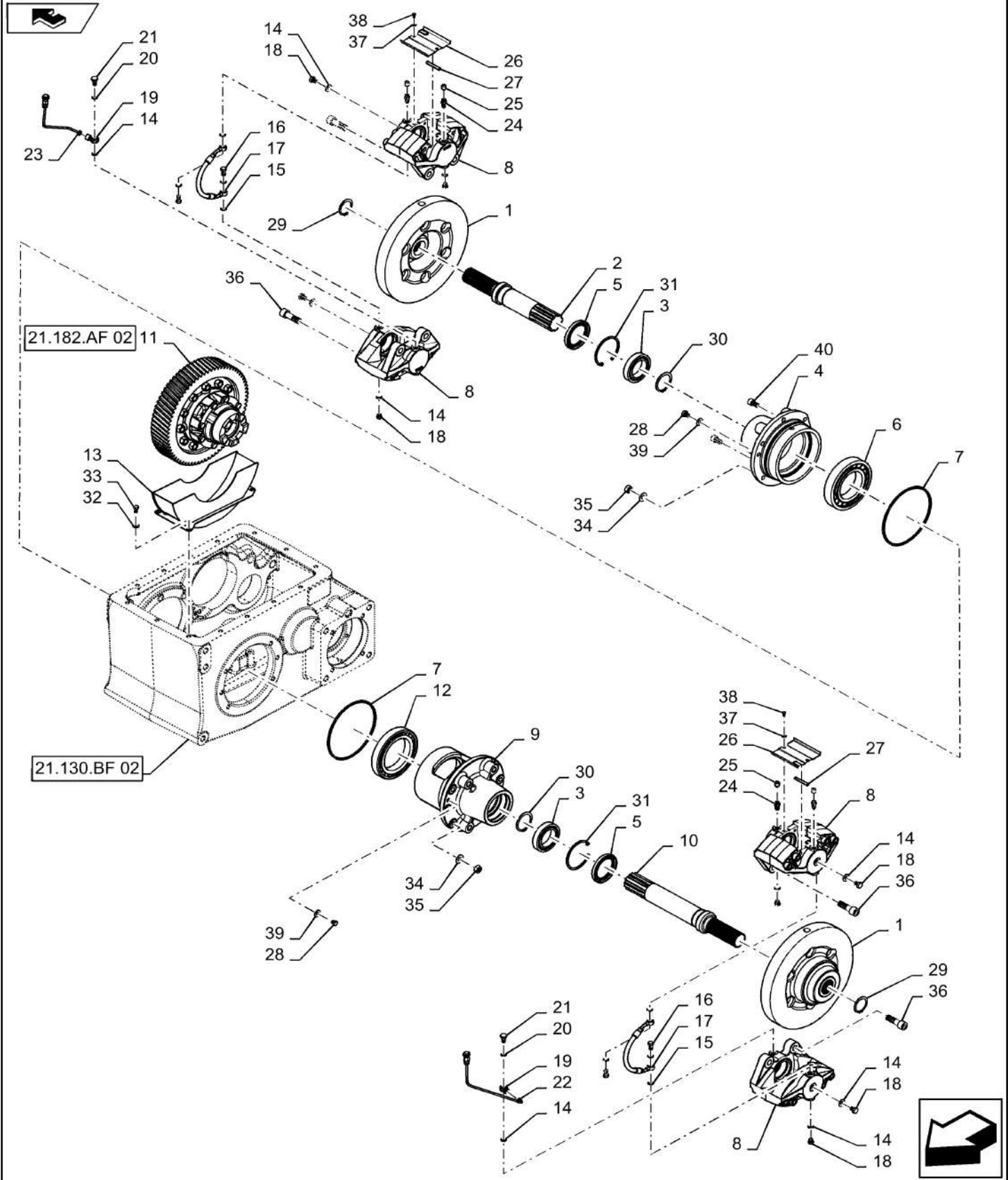
21.140.AK

02

p2

10/201
3

GEARBOX, DIFFERENTIAL, AXLE HOUSING 16/71 STANDARD



21.140.AK

02

p2

10/201
3**GEARBOX, DIFFERENTIAL, AXLE HOUSING 16/71 STANDARD**

REF FN	PART NUMBER	YR/SN	QTY DESCRIPTION
28	86512298		4 BOLT Hex, M10 x 12mm, CI 8.8, Full Thd
29	370007		2 SNAP RING M45, Ext
30	327911		2 CIRCLIP M55, Ext
31	370013		2 SNAP RING M90, Int
32	322358		4 BELLEVILLE WASHER M8
33	120103		4 BOLT Hex, M8 x 16, 8.8
34	140046		10 BELLEVILLE WASHER Belleville, M12
35	9706685		10 NUT M12, CI 8
36	9817243		8 HEX SOC SCREW M16 x 50mm, CI 12.9, Full Thd
37	322356		4 BELLEVILLE WASHER M5.1 x 12 x 1.85, HDN
38	300806		4 BOLT Hex, M5 x 0.8 x 10mm, CI 8.8, Full Thd
39	140045		4 BELLEVILLE WASHER M10
40	9837786		2 HEX SOC SCREW M12 x 20mm, CI 8.8, Full Thd
			7230 8230 9230

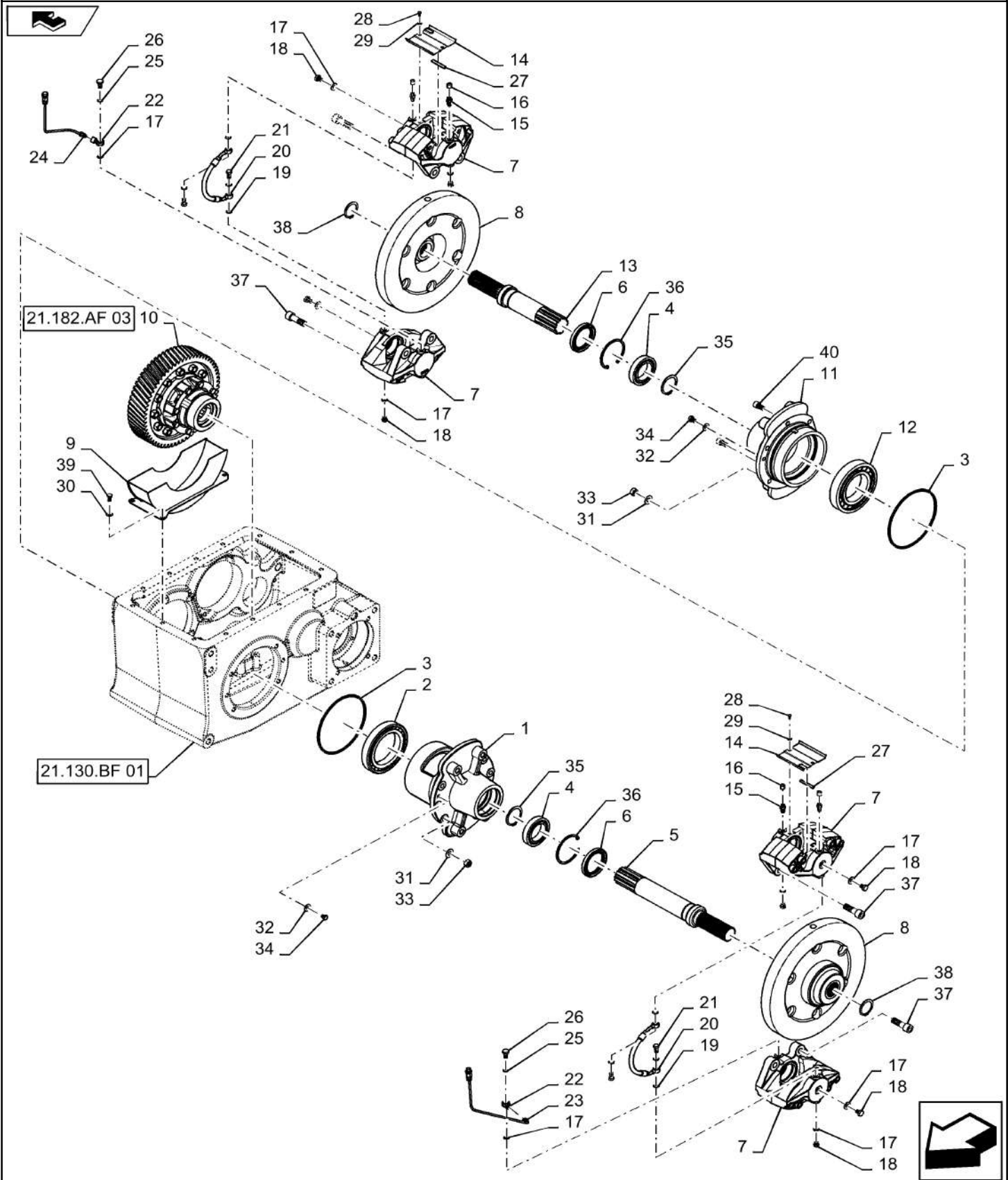
21.140.AK

03

p1

10/201
3

GEARBOX, DIFFERENTIAL, AXLE HOUSING 20/61 STANDARD



21.140.AK

03

p1

10/201
3**GEARBOX, DIFFERENTIAL, AXLE HOUSING 20/61 STANDARD**

REF FN	PART NUMBER	YR/SN	QTY DESCRIPTION
1	84071210		1 FLANGE LH, Axle
2	418831		1 BALL BEARING 105 mm ID x 160 mm OD x 26 mm
3	9815655		2 O-RING 171.72mm ID x 2.62mm Width
4	9825886		2 BALL BEARING 55 mm ID x 90 mm OD x 18 mm
5	84069822		1 SHAFT LH, Axle
6	84045429		2 OIL SEAL 90mm OD X 65mm ID X 10mm
7	84989455		4 BRAKE CALIPER
8	84071125		2 BRAKE DISC Rotor
9	84435233		1 SHIELD Diff Anti Splash
10	84071412		1 DIFFERENTIAL Non Locking, 20/61
11	84071156		1 FLANGE RH, Axle
12	210046		1 BALL BEARING 90 mm ID x 160 mm OD x 30 mm
13	84069687		1 SHAFT RH, Axle
14	84004317		2 COVER Trash Cover
15	9832308		4 VENTING SCREW Bleed, M10
16	9835349		4 CAP Bleeder Cap
17	84439102		12 SEALING WASHER 16mm OD X 10mm ID X 1.5mm
18	9832307		10 PLUG M10
19	84449206		8 RING 1355mm OD X 10.2mm ID X 1mm
20	84447450		2 BRAKE LINE
21	84449205		4 BANJO BOLT M10 x 1 x 17
22	9832303		2 FITTING 45 Degree From Caliper
23	87330720		1 BRAKE LINE 4.75 mm DIA LH
24	87330717		1 BRAKE LINE RH
25	355607		2 SEALING WASHER 15.5mm OD X 12mm ID X 1.5mm
26	9832304		2 BANJO BOLT M10 x 1 x 19.5
27	84459793		2 CABLE SHEATH Wear Indicator Protection

7230 8230 9230

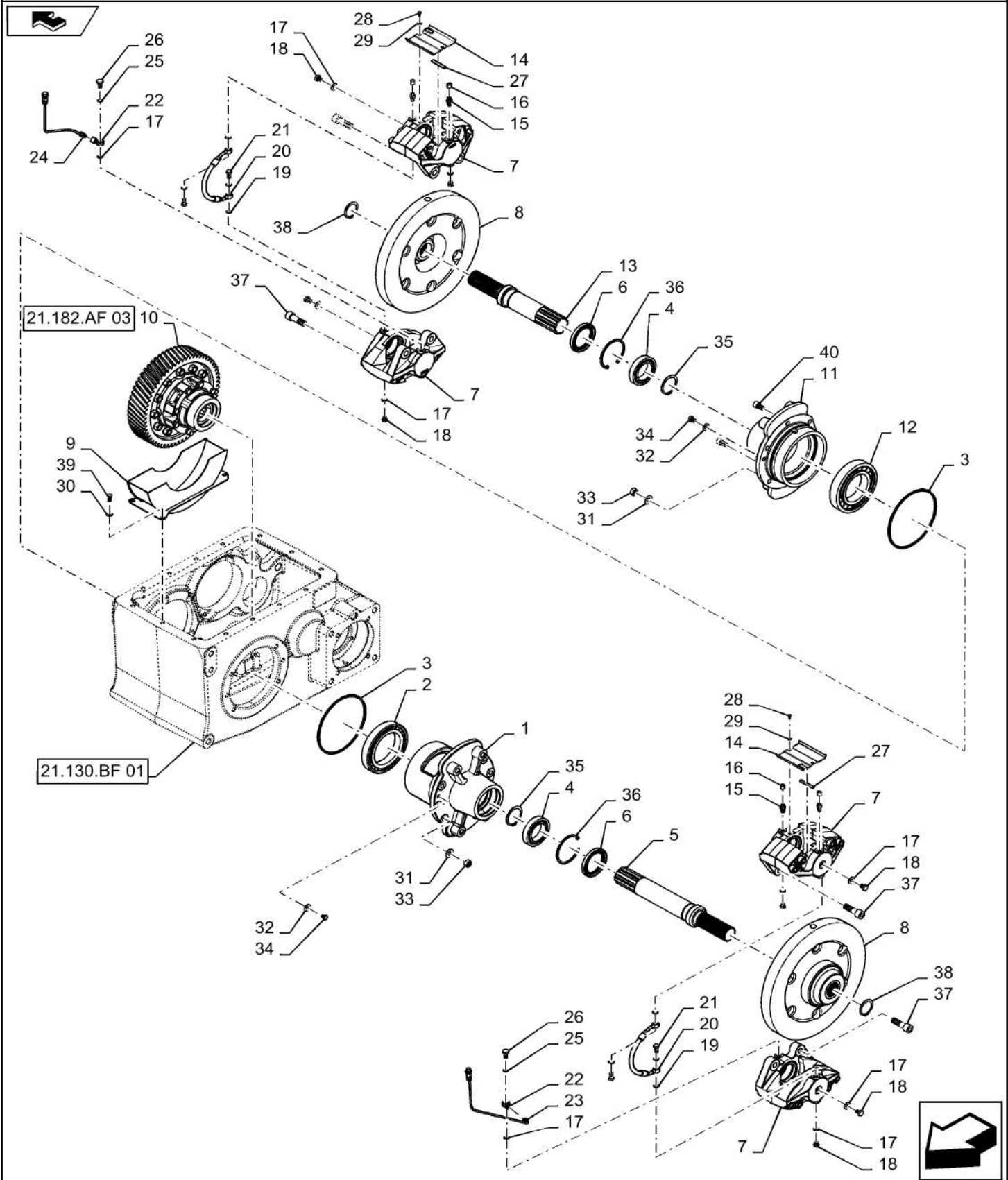
21.140.AK

03

p2

10/201
3

GEARBOX, DIFFERENTIAL, AXLE HOUSING 20/61 STANDARD



21.140.AK

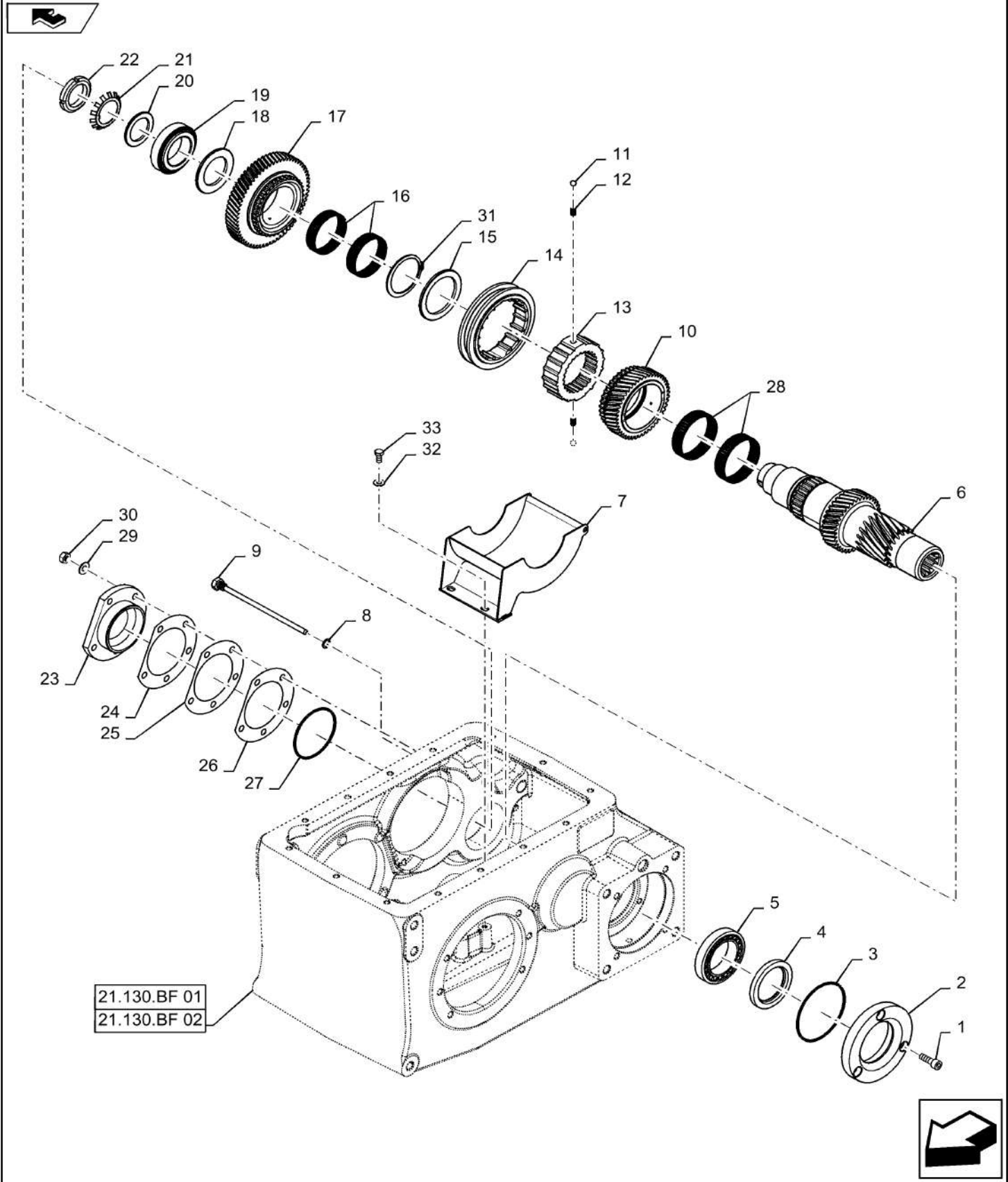
03

p2

10/201
3**GEARBOX, DIFFERENTIAL, AXLE HOUSING 20/61 STANDARD**

REF FN	PART NUMBER	YR/SN	QTY DESCRIPTION
28	300806		4 BOLT Hex, M5 x 0.8 x 10mm, CI 8.8, Full Thd
29	322356		4 BELLEVILLE WASHER M5.1 x 12 x 1.85, HDN
30	322358		4 BELLEVILLE WASHER M8
31	140046		10 BELLEVILLE WASHER Belleville, M12
32	140045		4 BELLEVILLE WASHER M10
33	9706685		10 NUT M12, CI 8
34	86512298		4 BOLT Hex, M10 x 12mm, CI 8.8, Full Thd
35	327911		2 CIRCLIP M55, Ext
36	370013		2 SNAP RING M90, Int
37	9817243		8 HEX SOC SCREW M16 x 50mm, CI 12.9, Full Thd
38	370007		2 SNAP RING M45, Ext
39	120103		4 BOLT Hex, M8 x 16, 8.8
40	9837786		2 HEX SOC SCREW M12 x 20mm, CI 8.8, Full Thd
			7230 8230 9230

GEARBOX, INPUT SHAFT

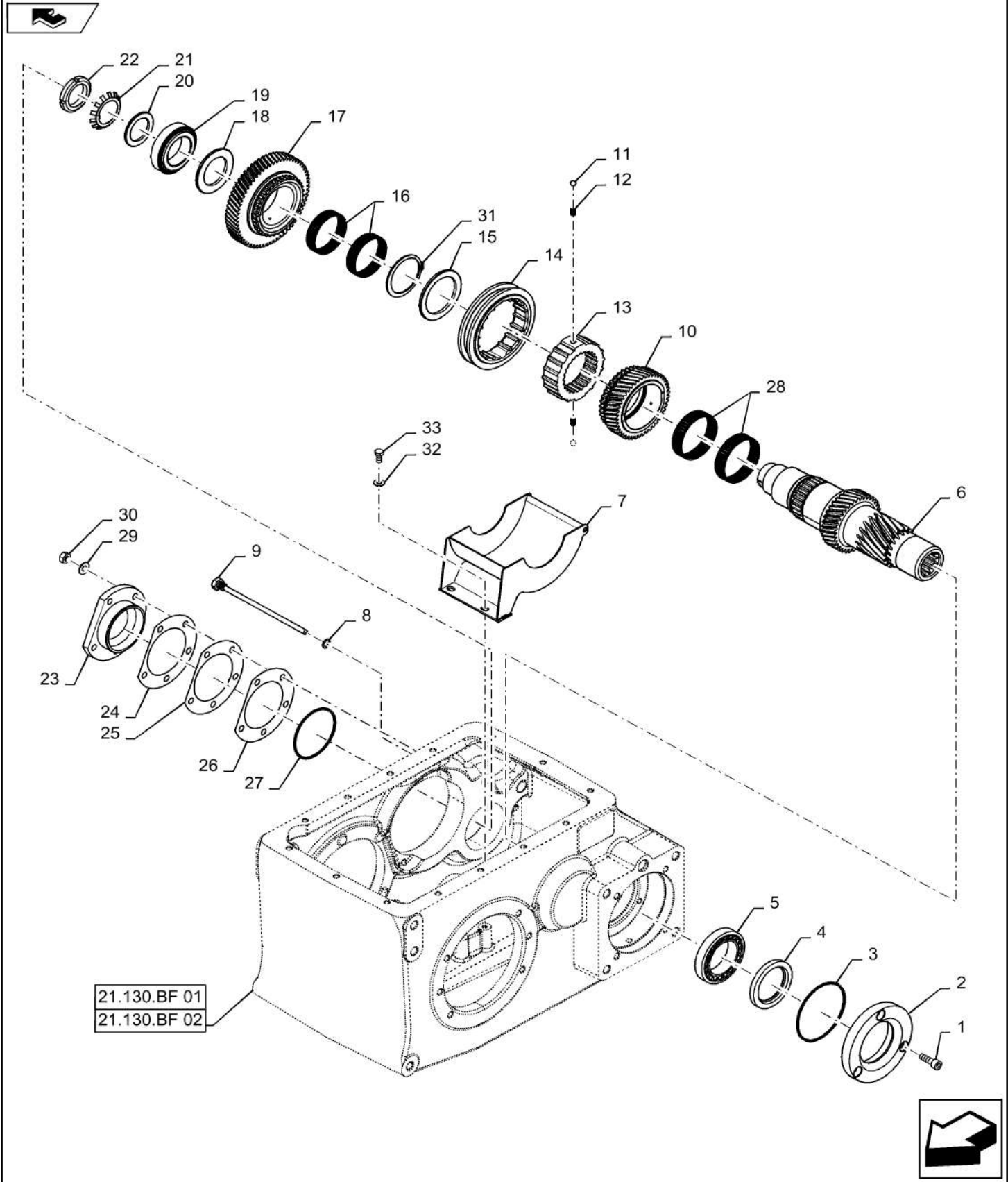


GEARBOX, INPUT SHAFT

REF FN	PART NUMBER	YR/SN	QTY DESCRIPTION
1	300442		3 HEX SOC SCREW Hex Soc Hd, M10 x 30, 8.8
2	84071648		1 FLANGED BEARING Flange
3	84032297		1 O-RING 100mm ID x 2mm Width
4	84045429		1 OIL SEAL 90mm OD X 65mm ID X 10mm
5	750347		1 BEARING ASSY 65 mm ID x 100 mm OD x 23 mm
6	84071392		1 SHAFT Input
7	84435240		1 SHIELD Guard
8	84011379		1 SEAL 17mm OD X 12mm ID X 1.5mm
9	84334964		1 SET SCREW Hex Soc, M12 x 205
10	84433269		1 GEAR Driving, 42 Helical Cut Teeth, 36 Straight Cut Teeth
11	84041521		2 BALL Check
12	84041522		2 SPRING Tension
13	84433352		1 GEAR Driver Shifter
14	84433358		1 GEAR Collar Shifter
15	84072052		1 THRUST WASHER 95mm OD X 72mm ID X 5.25mm
16	87317816		1 NEEDLE BEARING 68 mm ID x 74 mm OD x 40 mm
17	84435944		1 GEAR Driving, 63 Teeth Helical Cut, 36 Teeth Straight Cut
18	84071394		1 THRUST WASHER 85mm OD X 55mm ID X 4.75mm
19	853116		1 TAPERED ROLLER BEARING Conical
20	84071395		1 THRUST WASHER 65mm OD X 45mm ID X 4mm
21	410880		1 LOCK WASHER Lock Plate
22	9615771		1 BEARING LOCK NUT 44.026 mm ID x 65 mm OD
23	84071116		1 FLANGED BEARING Flange
24	84072114		AR SHIM 0.05mm Thk
25	84072113		AR SHIM 0.2mm Thk

7230 8230 9230

GEARBOX, INPUT SHAFT

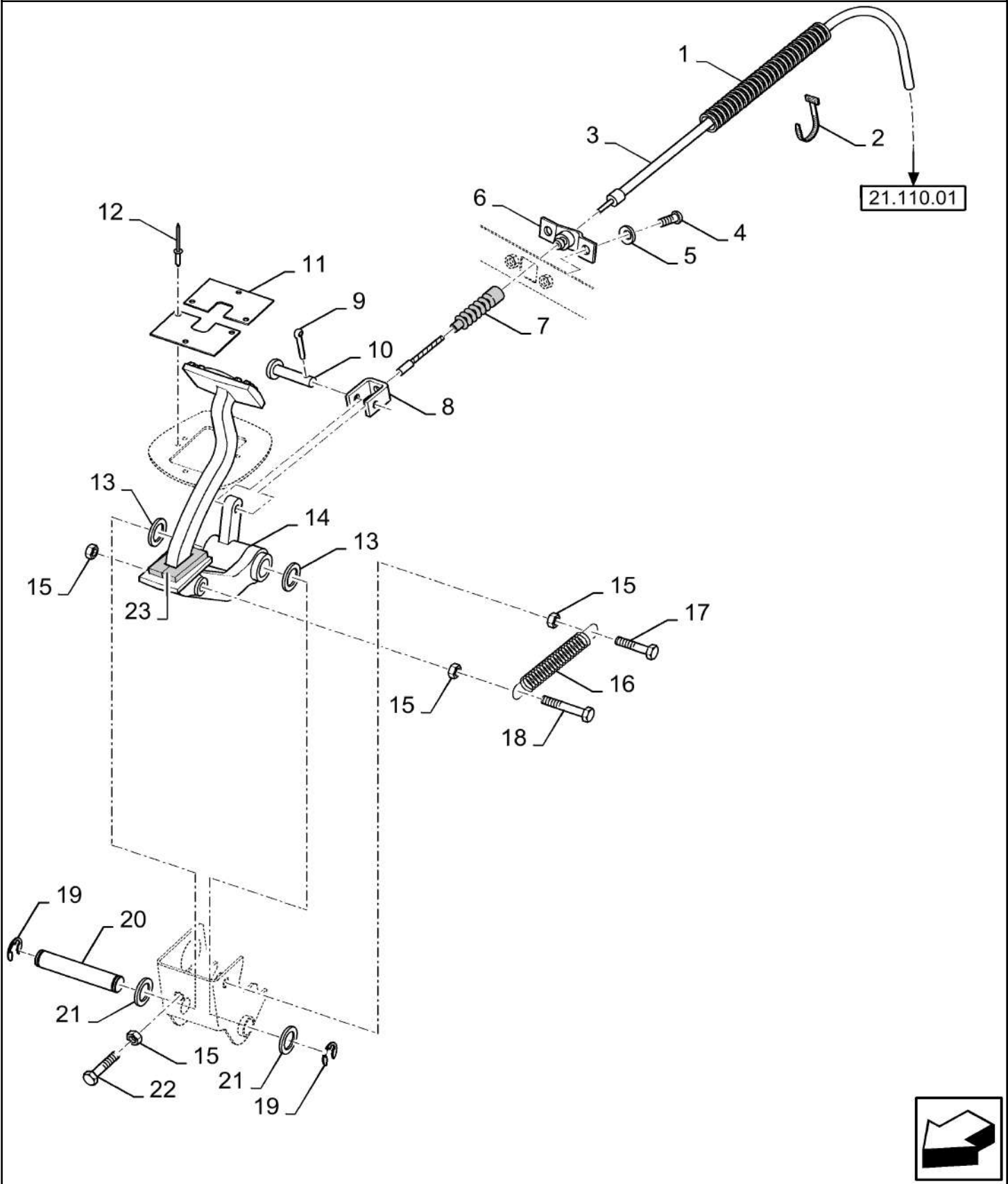


GEARBOX, INPUT SHAFT

REF FN	PART NUMBER	YR/SN	QTY DESCRIPTION
26	84072110		1 SHIM 0.5mm Thk
27	84078053		1 O-RING 86mm ID x 2mm Width
28	84071622		1 BEARING SET Needle
29	140045		5 BELLEVILLE WASHER M10
30	100016		5 NUT M10, CI 8
31	84078051		1 SNAP RING M72, Ext
32	322358		2 BELLEVILLE WASHER M8
33	120103		2 BOLT Hex, M8 x 16, 8.8

7230 8230 9230

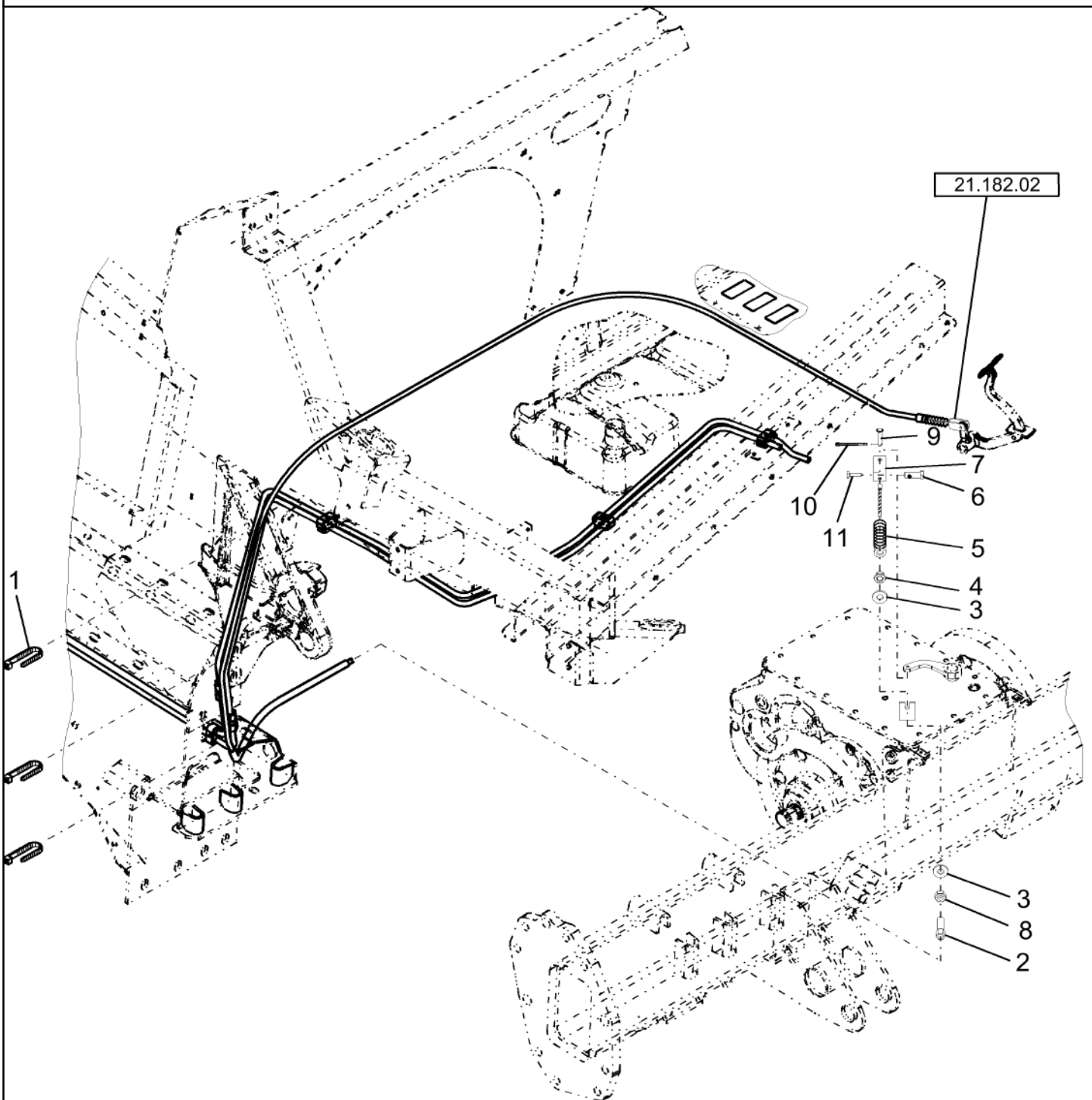
DIFFERENTIAL LOCK CONTROL



DIFFERENTIAL LOCK CONTROL

REF FN	PART NUMBER	YR/SN	QTY DESCRIPTION
1	9507812		AR CONDUIT Protection
2	323597		1 CABLE TIE M9 x 165 or M5 x 197
3	9508257		1 CABLE
4	120100		2 BOLT Hex, M6 x 1 x 20mm, CI 8.8
5	322357		2 BELLEVILLE WASHER M6
6	84064224		1 BRACKET
7	427705		1 COVER
8	388340		1 YOKE
9	86977785		1 COTTER PIN M1.6 x 20
10	376876		1 CLEVIS PIN M6 x 30
11	84064130		2 PLATE
12	425519		6 RIVET Pop, M4 x 8.6
13	393062		2 WASHER M17 x 45 x 0.9 Thk
14	84334950		1 PEDAL
15	9706690		4 NUT Hex, M8, 1.25mm Pitch, 6.80mm High, CI 8, ZND
16	47390744		1 SPRING
17	43128		1 BOLT Hex, M8 x 1.25 x 30.00mm, CI 8.8, ZND
18	87015731		1 BOLT Hex, M8 x 50mm, CI 8.8, Full Thd
19	84062118		2 CIRCLIP M12, Ext
20	84064170		1 PIN
21	9513615		2 WASHER M16 x 34 x 0.5
22	43129		1 BOLT Hex, M8 x 1.25 x 40mm, CI 8.8
23	9819826		1 SEAL
			7230 8230 9230

DIFFERENTIAL LOCK



21.182.AB

p1

10/201
3

DIFFERENTIAL LOCK

REF FN	PART NUMBER	YR/SN	QTY DESCRIPTION
1	9818147		3 CLAMP Wire Tie
2	449469		1 SCREW M10 x 38
3	394629		2 WASHER M10.5 x 24 x 0.2, HT
4	449470		1 NUT
5	9818291		1 BOOT
6	381140		1 CLAMP
7	388340		1 YOKE
8	100016		1 NUT M10, CI 8
9	376876		1 CLEVIS PIN M6 x 30
10	86977785		1 COTTER PIN M1.6 x 20
11	120100		1 BOLT Hex, M6 x 1 x 20mm, CI 8.8

7230 8230 9230

21.182.AF

01

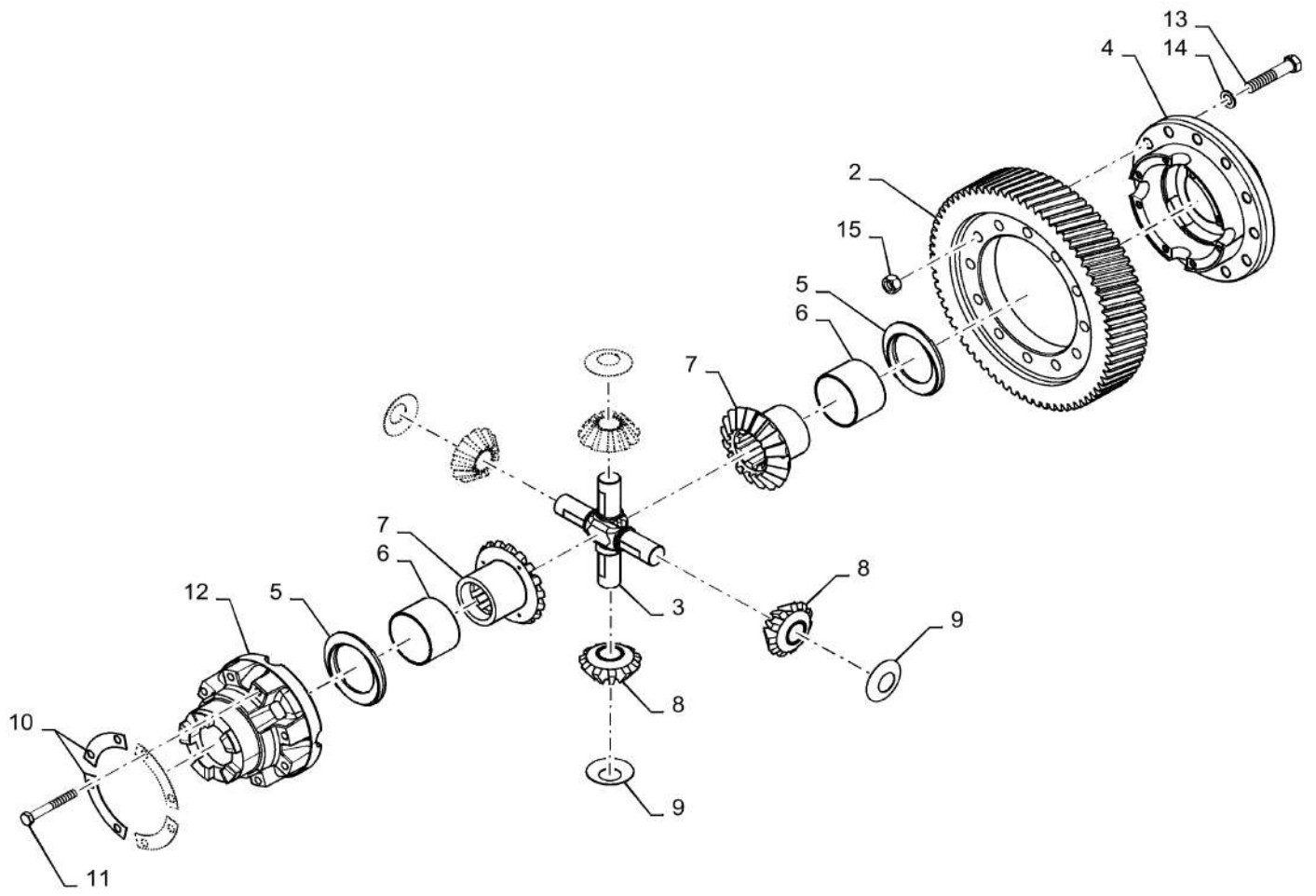
p1

10/201
3

DIFFERENTIAL ASSY, 16/71 LOCKING



1



21.182.AF

01

p1

10/201
3**DIFFERENTIAL ASSY, 16/71 LOCKING**

REF FN	PART NUMBER	YR/SN	QTY DESCRIPTION
1	84071437		1 DIFFERENTIAL Complete, Incl 2 - 15
2	NSS		1 NOT SERVICED SEPARATELY Ringe Gear, 16/71 Ratio, Order 1
3	9514041		2 SHAFT Center
4	NSS		1 NOT SERVICED SEPARATELY Differential Housing, Order 1
5	210013		2 THRUST WASHER 87.5mm ID
6	9514039		2 BEARING LINER 70 mm ID
7	9514042		2 PLANETARY GEAR Sun, 18 Tooth
8	9850394		4 GEAR Pinion, 11 Tooth
9	210014		4 WASHER Skid Plate
10	331649		4 LOCKING PLATE
11	120073		8 BOLT Hex, M10 x 80, 8.8
12	NSS		1 NOT SERVICED SEPARATELY Differential Housing, Order 1
13	84559732		12 BOLT M14 X 65mm 10.9
14	12646001		12 WASHER 14.40mm ID x 24mm OD x 2mm
15	84580738		12 NUT

7230 8230 9230

21.182.AF

02

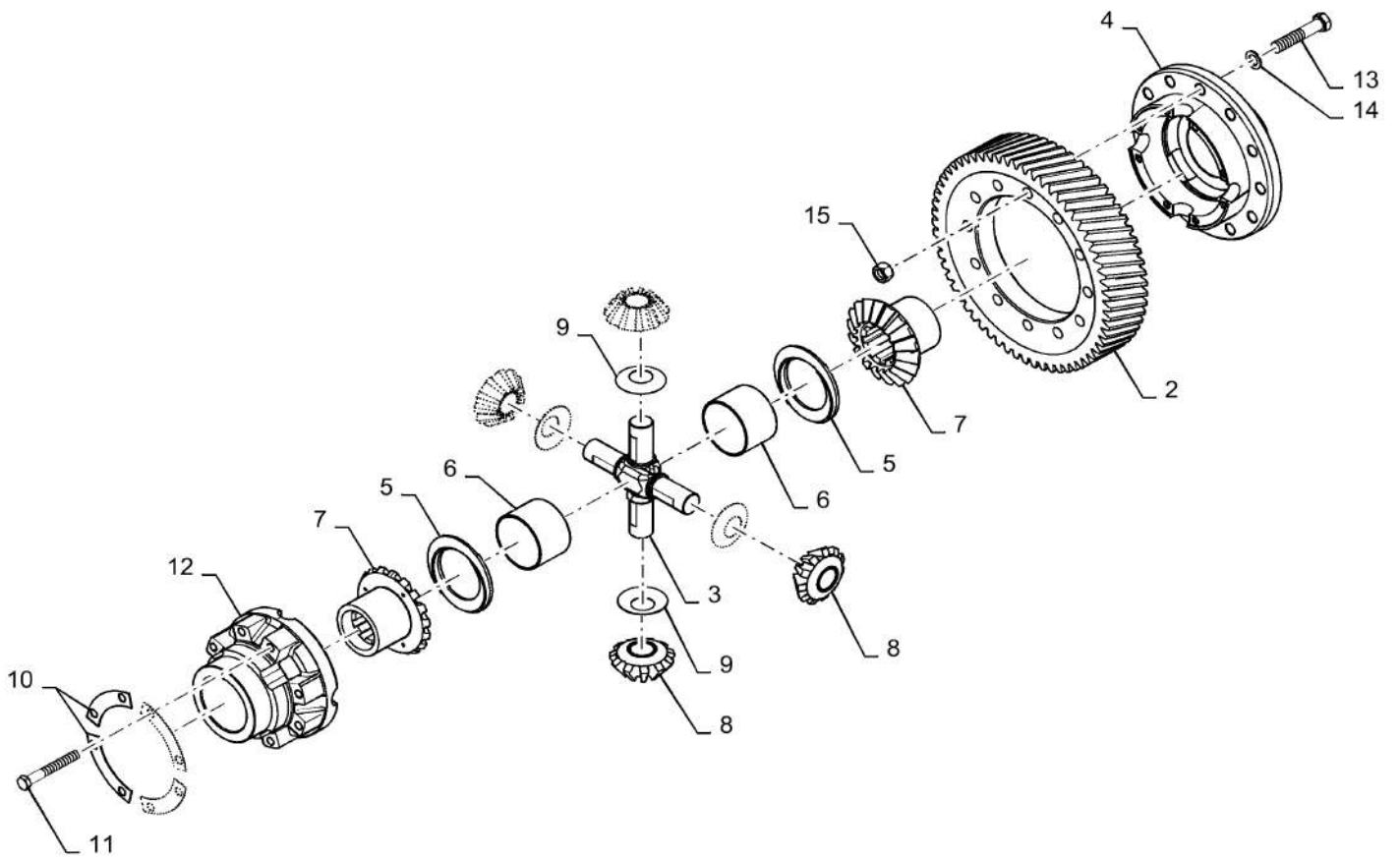
p1

10/201
3

DIFFERENTIAL ASSY, 16/71 NON-LOCKING



1



21.182.AF

02

p1

10/201
3**DIFFERENTIAL ASSY, 16/71 NON-LOCKING**

REF FN	PART NUMBER	YR/SN	QTY DESCRIPTION
1	84071411		1 DIFFERENTIAL 16/71 Non-Locking, Incl 1 - 15
2	NSS		1 NOT SERVICED SEPARATELY Ring Gear, 16/71, Order 1
3	9514041		2 SHAFT Center
4	NSS		1 NOT SERVICED SEPARATELY Differential Housing, Order 1
5	210013		2 THRUST WASHER 87.5 mm ID
6	9514039		2 BEARING LINER 70 mm ID
7	9514042		2 PLANETARY GEAR Sun, 18 Tooth
8	9850394		4 GEAR Pinion, 11 Tooth
9	210014		4 WASHER Skid Plate
10	331649		4 LOCKING PLATE
11	120073		8 BOLT Hex, M10 x 80, 8.8
12	NSS		1 NOT SERVICED SEPARATELY Differential Housing, Order 1
13	84559732		12 BOLT M14 X 65mm 10.9
14	12646001		12 WASHER 14.40mm ID x 24mm OD x 2mm
15	84580738		12 NUT M14
			7230 8230 9230

21.182.AF

03

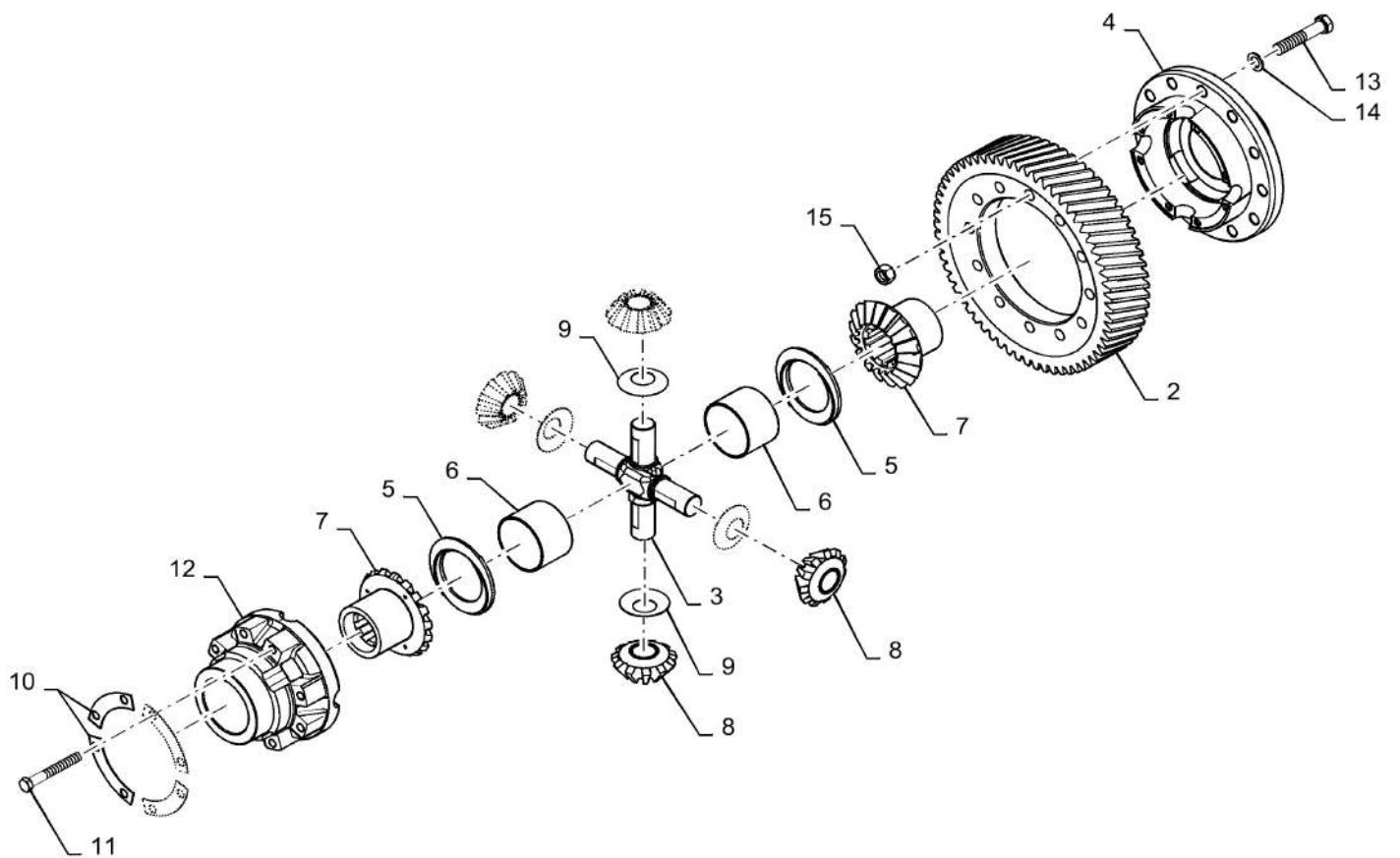
p1

10/201
3

DIFFERENTIAL, STANDARD NON-LOCKING 20/61 RATIO



1



21.182.AF

03

p1

10/201
3**DIFFERENTIAL, STANDARD NON-LOCKING 20/61 RATIO**

REF FN	PART NUMBER	YR/SN	QTY DESCRIPTION
1	84071411		1 DIFFERENTIAL 16/71 Non-Locking, Incl 1 - 15
2	NSS		1 NOT SERVICED SEPARATELY Ring Gear, 16/71, Order 1
3	9514041		2 SHAFT Center
4	NSS		1 NOT SERVICED SEPARATELY Differential Housing, Order 1
5	210013		2 THRUST WASHER 87.5 mm ID
6	9514039		2 BEARING LINER 70 mm ID
7	9514042		2 PLANETARY GEAR Sun, 18 Tooth
8	9850394		4 GEAR Pinion, 11 Tooth
9	210014		4 WASHER Skid Plate
10	331649		4 LOCKING PLATE
11	120073		8 BOLT Hex, M10 x 80, 8.8
12	NSS		1 NOT SERVICED SEPARATELY Differential Housing, Order 1
13	84559732		12 BOLT M14 X 65mm 10.9
14	12646001		12 WASHER 14.40mm ID x 24mm OD x 2mm
15	84580738		12 NUT M14
			7230 8230 9230

SECTION INDEX

Front axle system

25.102.AT	01	PEDAL, DIFFERENTIAL LOCK
25.102.AT	02	CABLE, DIFFERENTIAL LOCK
25.310.AB	01	FINAL DRIVE, PLANETARY GEAR, STANDARD 13.09/1
25.310.AB	02	FINAL DRIVE, PLANETARY GEAR, STANDARD, 14.93/1
25.310.AB	03	FINAL DRIVE, PLANETARY GEAR, MUD, 14.93/1
25.310.AB	04	FINAL DRIVE, GEARBOX, TRACK ASSY, 13/110
25.310.AB	05	FINAL DRIVE, GEARBOX, TRACK ASSY, 11/111 HD2
25.310.AI		FINAL DRIVE, PLANETARY, MOUNTING HARDWARE
25.400.AD	01	FRONT AXLE, BEAM
25.400.AD	01	FRONT AXLE EXTENSION - 7230
25.400.AD	02	MOUNTING, FRONT AXLE
25.400.AD	02	FRONT AXLE EXTENSION - PLANETARY
25.400.AD	03	MOUNTING, FRONT AXLE
25.400.AD	03	HALF-SHAFTS WITHOUT EXTENSIONS -
25.400.AD	04	HALF-SHAFTS WITHOUT EXTENSIONS - 7230
25.400.AD	04	FRONT AXLE, DRIVE SHAFT

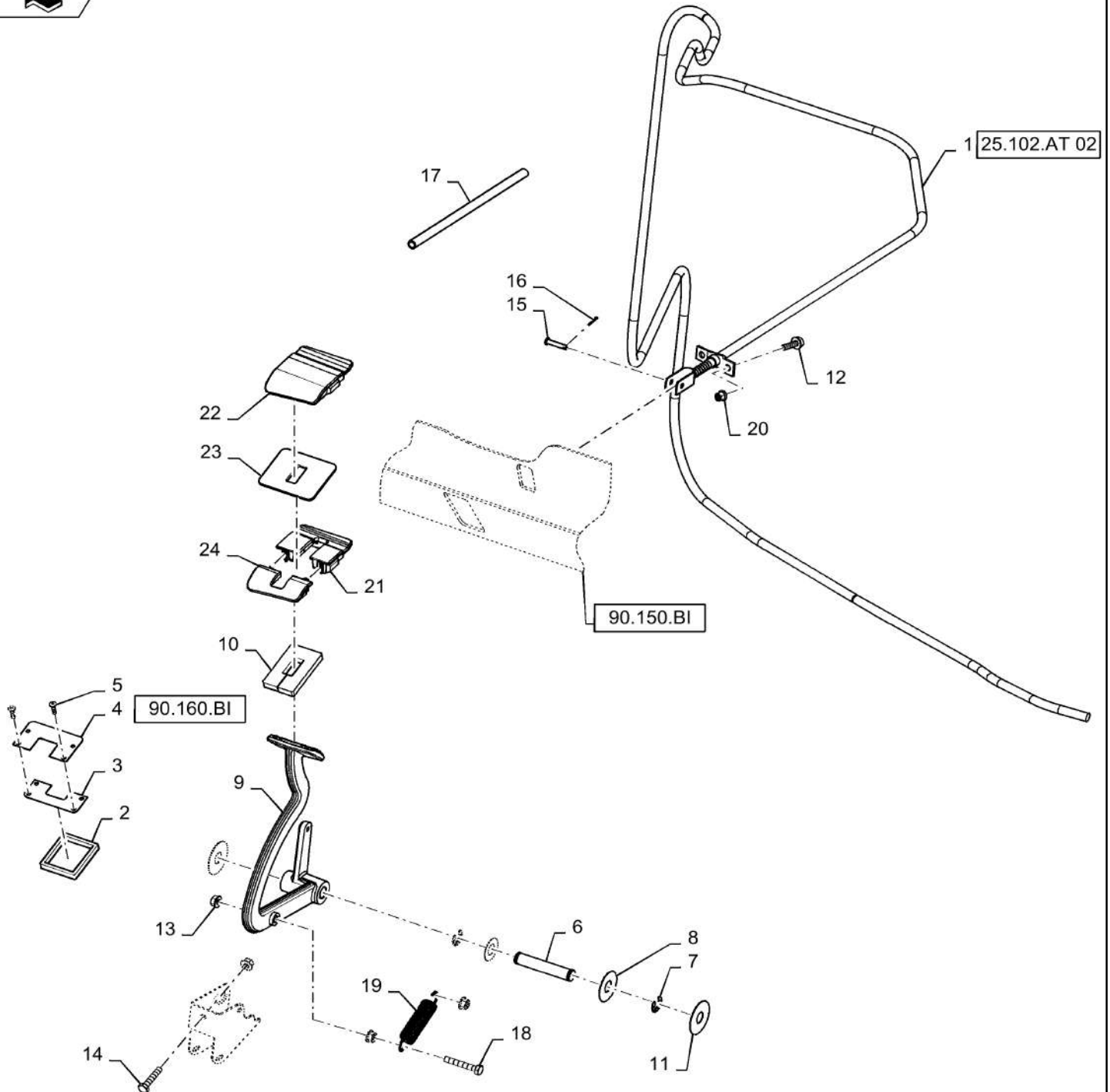
25.102.AT

01

p1

10/201
3

PEDAL, DIFFERENTIAL LOCK



PEDAL, DIFFERENTIAL LOCK

REF FN	PART NUMBER	YR/SN	QTY DESCRIPTION
1	84559755		1 CABLE Diff Lock, To Front Axle Gearbox
2	84540359		1 GASKET No Diff Lock Pedal
3	84385072		1 PLATE Diff Lock Pedal, In Cab Floor, Rear
4	84367108		1 PLATE Diff Lock Pedal, In Cab Floor, Front
5	445395		8 RIVET Pop, M4.8 x 18.1
6	84064170		1 PIN Pedal Pivot
7	84062118		2 CIRCLIP M12, Ext
8	9513615		2 WASHER M16 x 34 x 0.5
9	84536860		1 PEDAL Diff Lock, Painted
10	84540319		1 SEAL Adhesive Gasket
11	393062		2 WASHER M17 x 45 x 0.9 Thk
12	87698833		2 BOLT Hvy Hex Flg, M8 x 25mm, CI 10.9, Full Thd
13	86507066		4 FLANGE NUT M8 x 1.25, Flg, CI 10
14	43129		1 BOLT Hex, M8 x 1.25 x 40mm, CI 8.8
15	376876		1 CLEVIS PIN M6 x 30
16	86977785		1 COTTER PIN M1.6 x 20
17	9507812		AR CONDUIT Cut From Bulk, Approx .75M
18	87015731		1 BOLT Hex, M8 x 50mm, CI 8.8, Full Thd
19	47390744		1 SPRING Extension, Diff Lock
20	87284531		2 NUT Rivnut, M8X1.25
21	84531221		1 PLUG Top Cab Cover, Rear
22	84551832		1 PLUG Top Cab Cover, Front
23	84543542		1 COVER No Diff Lock Block Off
24	84531217		1 PLUG Platic No Difflock
			7230 8230 9230

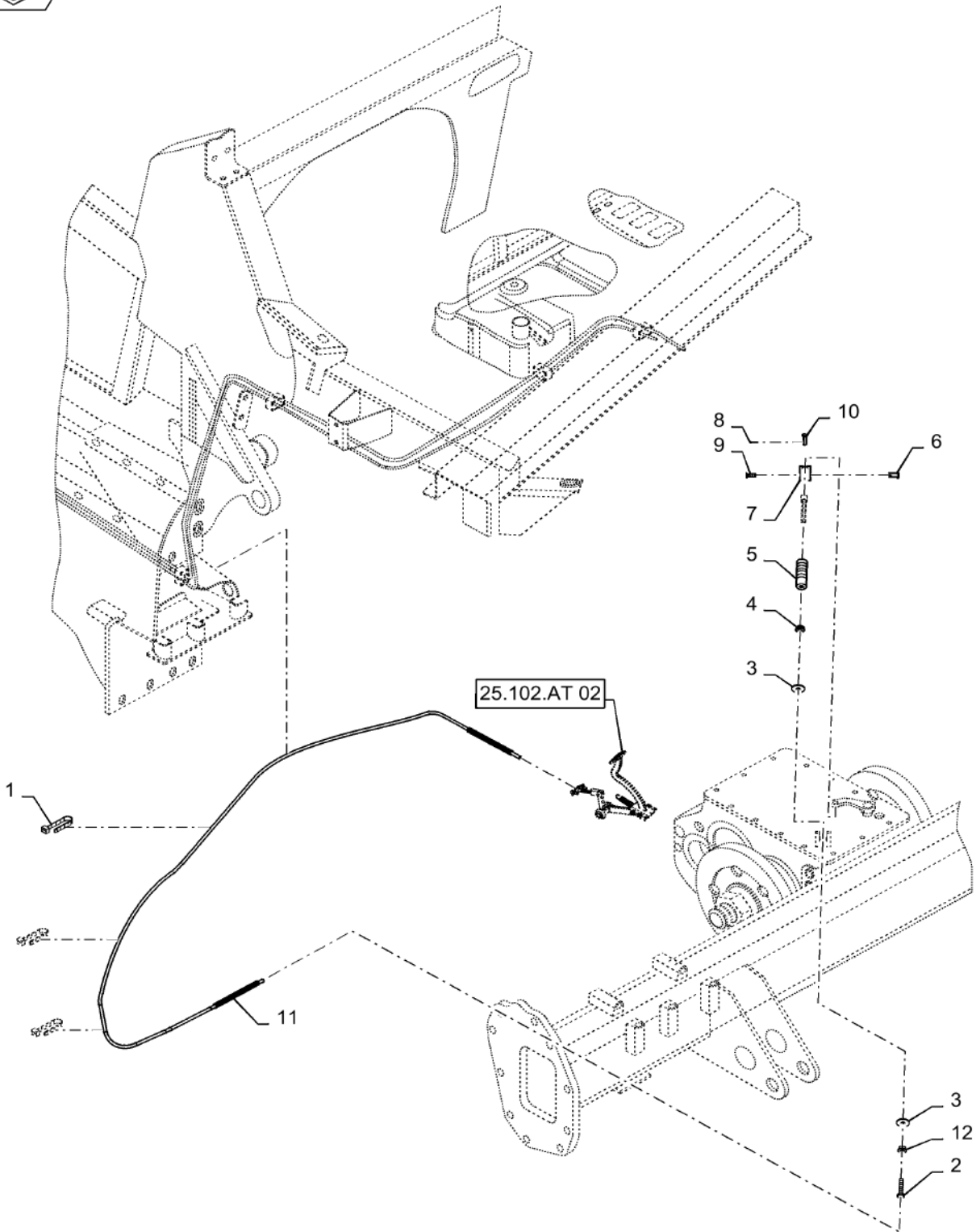
25.102.AT

02

p1

10/201
3

CABLE, DIFFERENTIAL LOCK



25.102.AT

02

p1

10/201
3**CABLE, DIFFERENTIAL LOCK**

REF FN	PART NUMBER	YR/SN	QTY DESCRIPTION
1	9818147		1 CLAMP Retainer
2	449469		1 SCREW M10 x 38
3	394629		2 WASHER M10.5 x 24 x 0.2, HT
4	449470		1 NUT Retainer, Special, M10 ID
5	9818291		1 BOOT Bellows
6	381140		1 CLAMP Hose, Securing
7	388340		1 YOKE Universal Joint
8	120100		1 BOLT Hex, M6 x 1 x 20mm, CI 8.8
9	86977785		1 COTTER PIN M1.6 x 20
10	376876		1 CLEVIS PIN M6 x 30
11	9507812		AR CONDUIT Conduit, Cut From Bult, Approx .75M
12	100016		1 NUT M10, CI 8
			7230 8230 9230

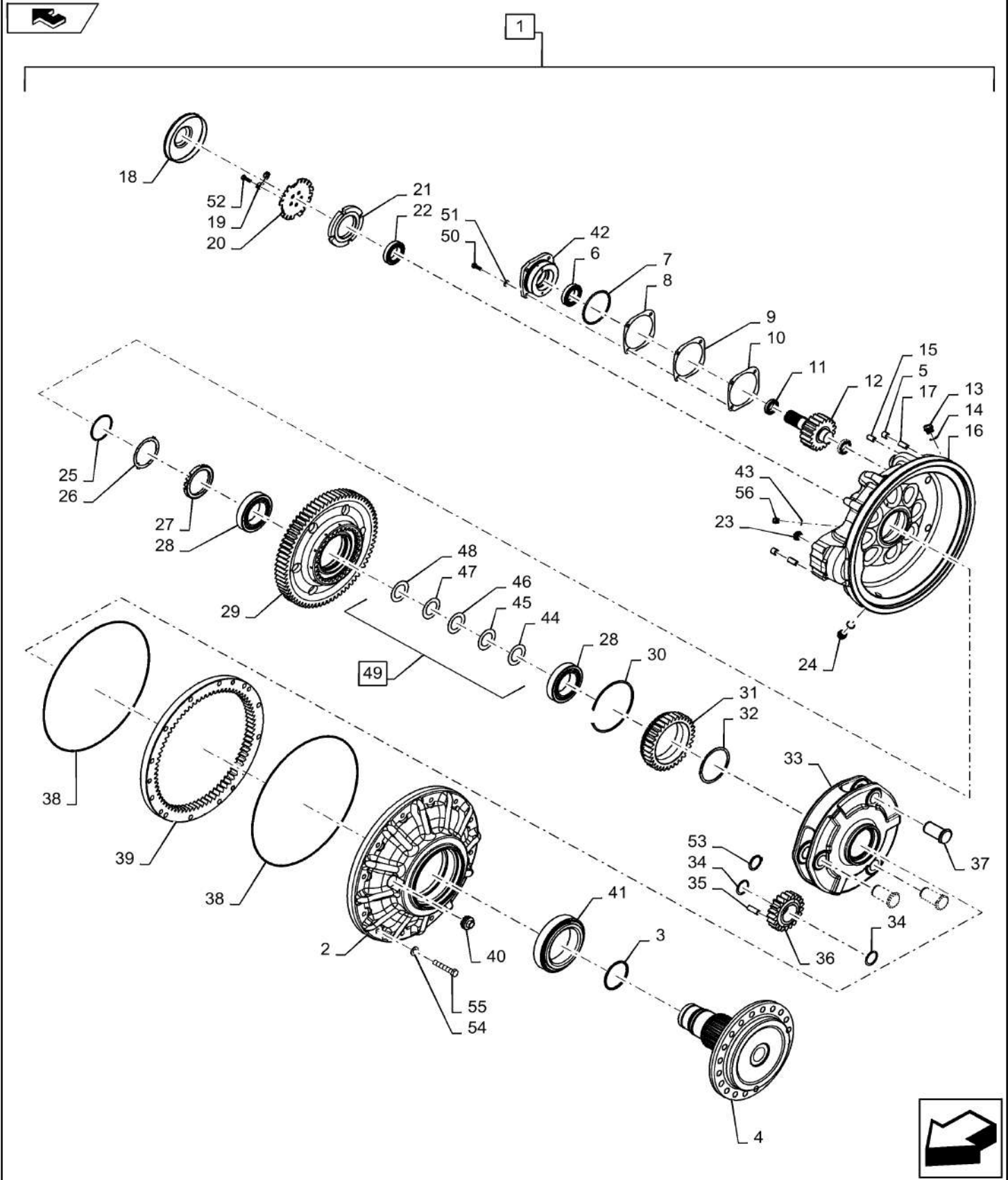
25.310.AB

01

p1

10/201
3

FINAL DRIVE, PLANETARY GEAR, STANDARD 13.09/1



25.310.AB

01

p1

10/201
3**FINAL DRIVE, PLANETARY GEAR, STANDARD 13.09/1**

REF FN	PART NUMBER	YR/SN	QTY DESCRIPTION
1	47402442		2 FINAL DRIVE Complete, Incl 2 - 56, 13.09/1 Standard
2	84448821		1 HOUSING Standard
3	9832264		1 SEAL Standard
4	47402462		1 SHAFT Standard
5	84388501		2 HEX SOC SCREW Set Screw, M20 X 20
6	5183845		1 SEAL Shaft
7	84074393		1 O-RING 120mm ID x 5mm Width NBR70
8	84074713		AR SHIM 0.5mm Thk
9	84074712		AR SHIM 0.2mm Thk
10	84074711		AR SHIM 0.05mm Thk
11	84074701		2 TAPERED ROLLER BEARING 45mm ID X 80mm OD X 25mm
12	84449593		1 GEAR Driving, 18T
13	150006		1 DRAIN PLUG M24 x 1.5 Fill
14	220025		2 SEALING RING Washer, 28.9mm OD x 24.3mm ID x 2.0mm Thk
15	84074543		3 SET SCREW Hex Soc, M16 x 30
16	84406656		1 HOUSING Inner Shell
17	84397896		2 DOWEL 16mm x 60mm, M8 Internal Thread
18	84448749		1 COVER Center Ring
19	84448750		1 LOCKING PLATE Clip
20	84448751		1 LOCKING PLATE Nothched
21	84818180		1 LOCK NUT M90 x 2
22	84074719		1 TAPERED ROLLER BEARING 90mm ID X 145mm OD X 35mm
23	84071596		2 PLASTIC PLUG Sight, Lower, 26 mm
23	84817215		2 PLUG Upper, Plastic, 26 mm, Socket Head
24	336897		1 PLUG M24
25	84449172		1 SNAP RING M92 Out, 95.4 OD x 2.5 Thk
26	84449597		1 LOCKING PLATE
27	84449598		1 LOCK NUT M100 x 2

7230 8230 9230

25.310.AB

01

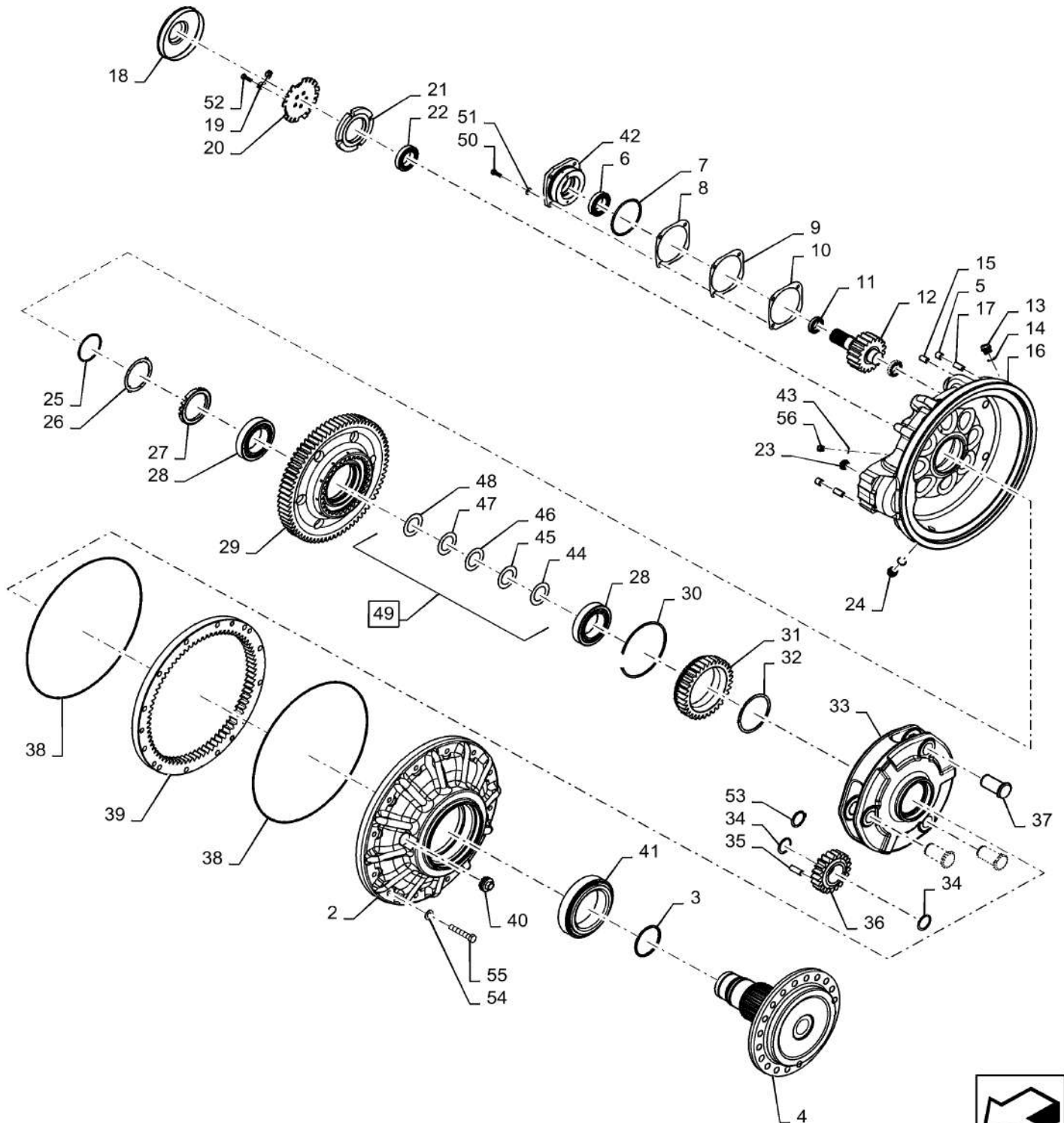
p2

10/201
3

FINAL DRIVE, PLANETARY GEAR, STANDARD 13.09/1



1



25.310.AB

01

p2

10/201
3**FINAL DRIVE, PLANETARY GEAR, STANDARD 13.09/1**

REF FN	PART NUMBER	YR/SN	QTY DESCRIPTION
28	84449190		2 TAPERED ROLLER BEARING 100mm ID X 145mm OD X 24mm
29	84806528		1 GEAR 72T x 33T
30	84449173		1 SNAP RING M199.5, Int. x 3 Thk
31	84806529		1 GEAR 33T
32	84074395		1 SNAP RING M123.6 130.8 OD x 2.82 Thk
33	84449594		1 RETAINER Carrier Planet
34	84074023		6 RING M51.5 ID x 80 OD x 1 Thk
35	84074703		69 NEEDLE 8mm x 42mm
36	84074702		3 PLANETARY GEAR 21T
37	84072219		3 PIN 100 x 50
38	84074400		2 O-RING 500mm ID x 4mm Width NBR70
39	84074723		1 SPLINED RING 75 Tooth
40	84074399		1 PLUG M45 x 1.5, Tapered
41	84074720		1 TAPERED ROLLER BEARING 140mm ID X 210 OD X 45mm
42	84449197		1 BEARING COVER Housing, Bearing
43	84439102		2 SEALING WASHER 16mm OD X 10mm ID
44	87375317		AR SHIM 4.6mm Thk Adjusting
45	87357938		AR SHIM 4.65mm Thk Adjusting
46	87357939		AR SHIM 4.75mm Thk Adjusting
47	87380319		AR SHIM 4.85mm Thk Adjusting
48	87380320		AR SHIM 4.9mm Thk Adjusting
49	87358151		AR SHIM KIT Incl 44 - 48
50	43140		4 BOLT Hex, M10 x 30mm, Cl 8.8, Full Thd
51	140045		4 BELLEVILLE WASHER M10
52	43138		2 BOLT Hex, M10 x 1.5 x 20mm, Cl 8.8, Full Thd
53	370008		3 SNAP RING M50, Ext
54	140048		12 BELLEVILLE WASHER M16
55	86521733		12 BOLT Hex Flg, M16 x 90mm, Cl 10.9
56	9832307		2 PLUG M10

7230 8230 9230

25.310.AB

02

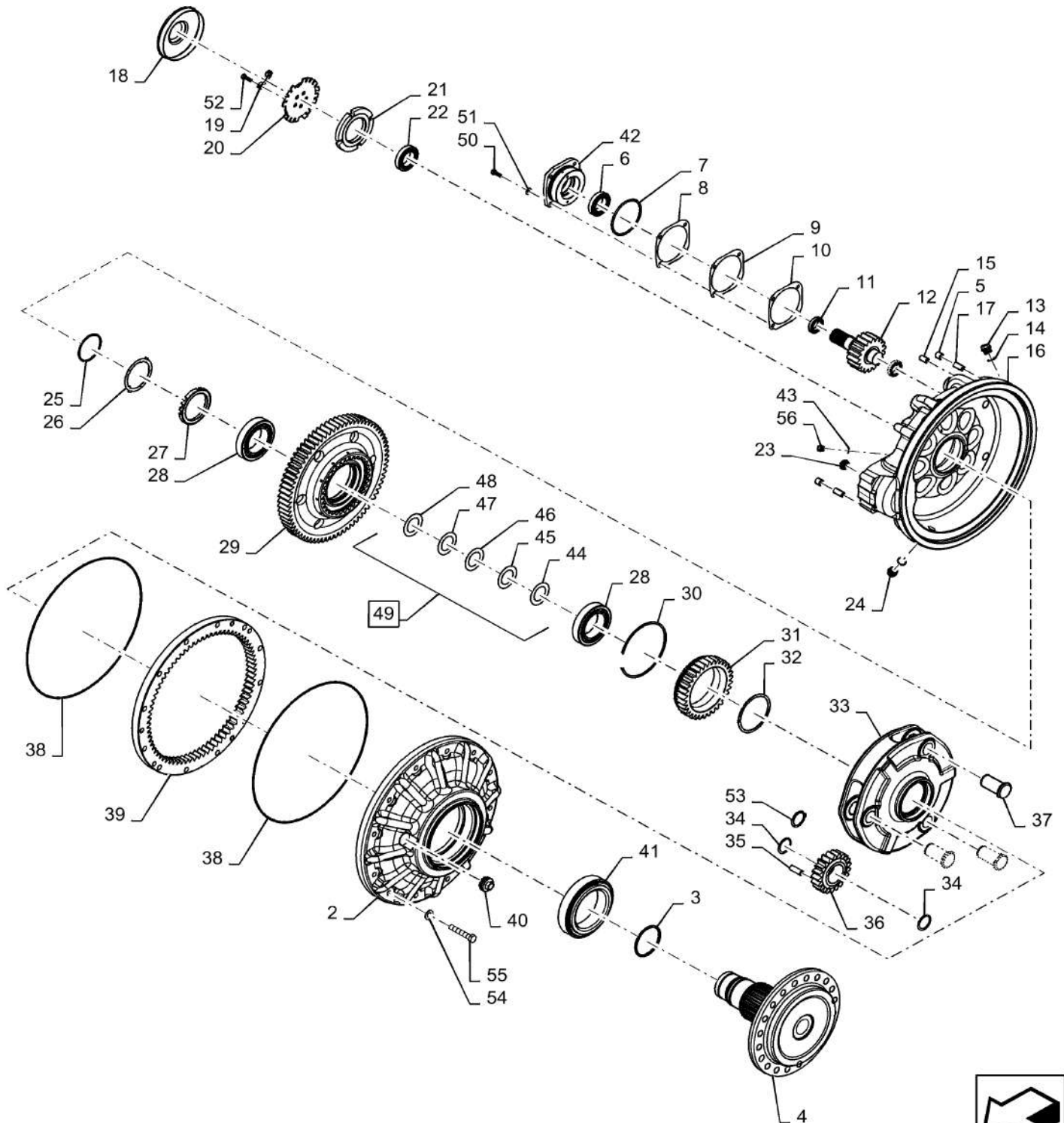
p1

10/201
3

FINAL DRIVE, PLANETARY GEAR, STANDARD, 14.93/1



1



25.310.AB

02

p1

10/201
3**FINAL DRIVE, PLANETARY GEAR, STANDARD, 14.93/1**

REF FN	PART NUMBER	YR/SN	QTY DESCRIPTION
1	47402437		2 FINAL DRIVE Complete, Incl 2 - 56, 14.93/1 Standard
2	84448821		1 HOUSING 14.93/1 Standard
3	9832264		1 SEAL 14.93/1 Standard
4	47402462		1 SHAFT 14.93/1 Standard
5	84388501		2 HEX SOC SCREW Set Screw, M20 X 20
6	5183845		1 SEAL Shaft
7	84074393		1 O-RING 120mm ID x 5mm Width NBR70
8	84074713		AR SHIM 0.5mm Thk
9	84074712		AR SHIM 0.2mm Thk
10	84074711		AR SHIM 0.05mm Thk
11	84074701		2 TAPERED ROLLER BEARING 45mm ID X 80mm OD X 25mm
12	84366742		1 DRIVING GEAR Driving, 16T
13	150006		1 DRAIN PLUG M24 x 1.5 Fill
14	220025		2 SEALING RING Washer, 28.9mm OD x 24.3mm ID x 2.0mm Thk
15	84074543		3 SET SCREW Hex Soc, M16 x 30
16	84406656		1 HOUSING Inner Shell
17	84397896		2 DOWEL 16mm x 60mm, M8 Internal Thread
18	84448749		1 COVER Center Ring
19	84448750		1 LOCKING PLATE Clip
20	84448751		1 LOCKING PLATE Nothched
21	84818180		1 LOCK NUT M90 x 2
22	84074719		1 TAPERED ROLLER BEARING 90mm ID X 145mm OD X 35mm
23	84071596		2 PLASTIC PLUG Sight, Lower, 26 mm
23	84817215		2 PLUG Upper, Plastic, 26 mm, Socket Head
24	336897		1 PLUG M24
25	84449172		1 SNAP RING M92 Out, 95.4 OD x 2.5 Thk
26	84449597		1 LOCKING PLATE
27	84449598		1 LOCK NUT M100 x 2

7230 8230 9230

25.310.AB

02

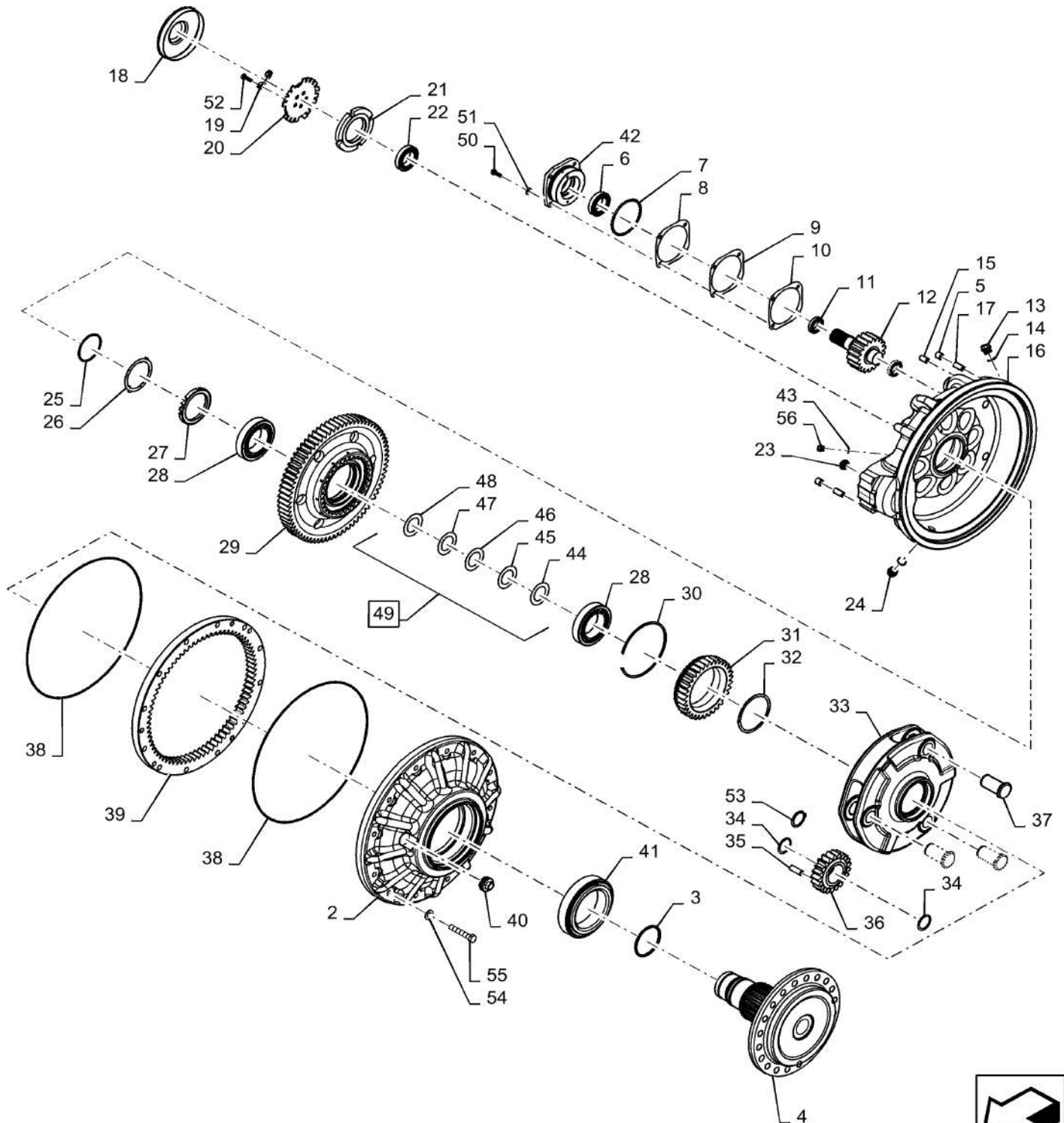
p2

10/201
3

FINAL DRIVE, PLANETARY GEAR, STANDARD, 14.93/1



1



25.310.AB

02

p2

10/201
3**FINAL DRIVE, PLANETARY GEAR, STANDARD, 14.93/1**

REF FN	PART NUMBER	YR/SN	QTY DESCRIPTION
28	84449190		2 TAPERED ROLLER BEARING 100mm ID X 145mm OD X 24mm
29	84366746		1 GEAR 73T x 33T
30	84449173		1 SNAP RING M199.5, Int. x 3 Thk
31	84806529		1 GEAR 33T
32	84074395		1 SNAP RING M123.6 130.8 OD x 2.82 Thk
33	84449594		1 RETAINER Carrier Planet
34	84074023		6 RING M51.5 ID x 80 OD x 1 Thk
35	84074703		69 NEEDLE 8mm x 42mm
36	84074702		3 PLANETARY GEAR 21T
37	84072219		3 PIN 100 x 50
38	84074400		2 O-RING 500mm ID x 4mm Width NBR70
39	84074723		1 SPLINED RING 75 Tooth
40	84074399		1 PLUG M45 x 1.5, Tapered
41	84074720		1 TAPERED ROLLER BEARING 140mm ID X 210 OD X 45mm
42	84449197		1 BEARING COVER Housing, Bearing
43	84439102		2 SEALING WASHER 16mm OD X 10mm ID
44	87375317		AR SHIM 4.6mm Thk Adjusting
45	87357938		AR SHIM 4.65mm Thk Adjusting
46	87357939		AR SHIM 4.75mm Thk Adjusting
47	87380319		AR SHIM 4.85mm Thk Adjusting
48	87380320		AR SHIM 4.9mm Thk Adjusting
49	87358151		AR SHIM KIT Incl 44 - 48
50	43140		4 BOLT Hex, M10 x 30mm, Cl 8.8, Full Thd
51	140045		4 BELLEVILLE WASHER M10
52	43138		2 BOLT Hex, M10 x 1.5 x 20mm, Cl 8.8, Full Thd
53	370008		3 SNAP RING M50, Ext
54	140048		12 BELLEVILLE WASHER M16
55	86521733		12 BOLT Hex Flg, M16 x 90mm, Cl 10.9
56	9832307		2 PLUG M10

7230 8230 9230

25.310.AB

03

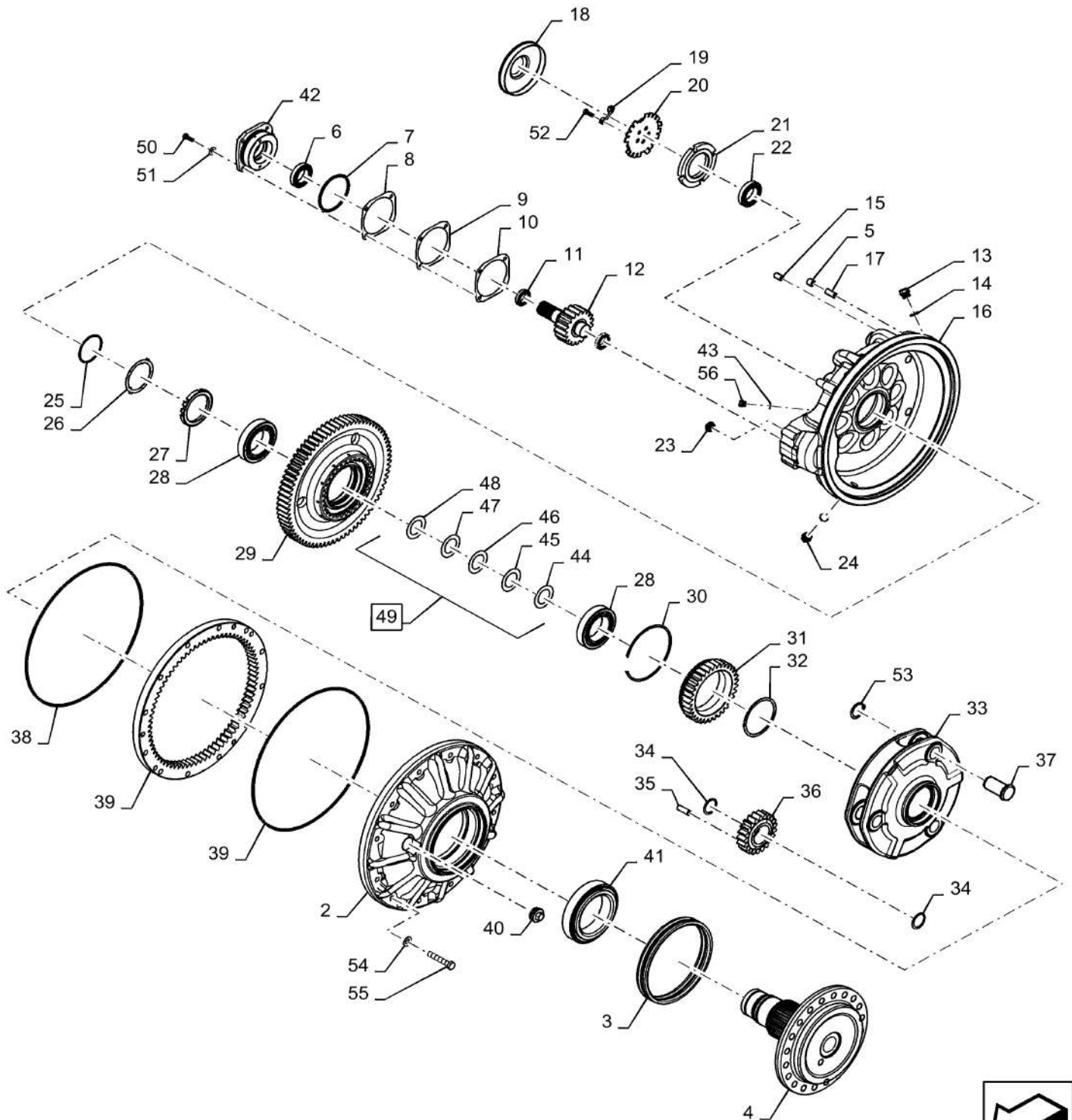
p1

10/201
3

FINAL DRIVE, PLANETARY GEAR, MUD, 14.93/1



1



25.310.AB

03

p1

10/201
3**FINAL DRIVE, PLANETARY GEAR, MUD, 14.93/1**

REF FN	PART NUMBER	YR/SN	QTY DESCRIPTION
1	47402441		2 FINAL DRIVE Complete, Incl 2 - 56, 14.93/1 Mud
2	84074834		1 HOUSING 14.93/1 Mud
3	84074404		1 SET OF RINGS 14.93/1 Mud
4	47385126		1 SHAFT 14.93/1 Mud
5	84388501		2 HEX SOC SCREW Set Screw, M20 X 20
6	5183845		1 SEAL Shaft
7	84074393		1 O-RING 120mm ID x 5mm Width NBR70
8	84074713		AR SHIM 0.5mm Thk
9	84074712		AR SHIM 0.2mm Thk
10	84074711		AR SHIM 0.05mm Thk
11	84074701		2 TAPERED ROLLER BEARING 45mm ID X 80mm OD X 25mm
12	84366742		1 DRIVING GEAR Driving, 16T
13	150006		1 DRAIN PLUG M24 x 1.5 Fill
14	220025		2 SEALING RING Washer, 28.9mm OD x 24.3mm ID x 2.0mm Thk
15	84074543		3 SET SCREW Hex Soc, M16 x 30
16	84406656		1 HOUSING Inner Shell
17	84397896		2 DOWEL 16mm x 60mm, M8 Internal Thread
18	84448749		1 COVER Center Ring
19	84448750		1 LOCKING PLATE Clip
20	84448751		1 LOCKING PLATE Notched
21	84818180		1 LOCK NUT M90 x 2
22	84074719		1 TAPERED ROLLER BEARING 90mm ID X 145mm OD X 35mm
23	84071596		2 PLASTIC PLUG Sight, Lower, 26 mm
23	84817215		2 PLUG Upper, Plastic, 26 mm, Socket Head
24	336897		1 PLUG M24
25	84449172		1 SNAP RING M92 Out, 95.4 OD x 2.5 Thk
26	84449597		1 LOCKING PLATE
27	84449598		1 LOCK NUT M100 x 2

7230 8230 9230

25.310.AB

03

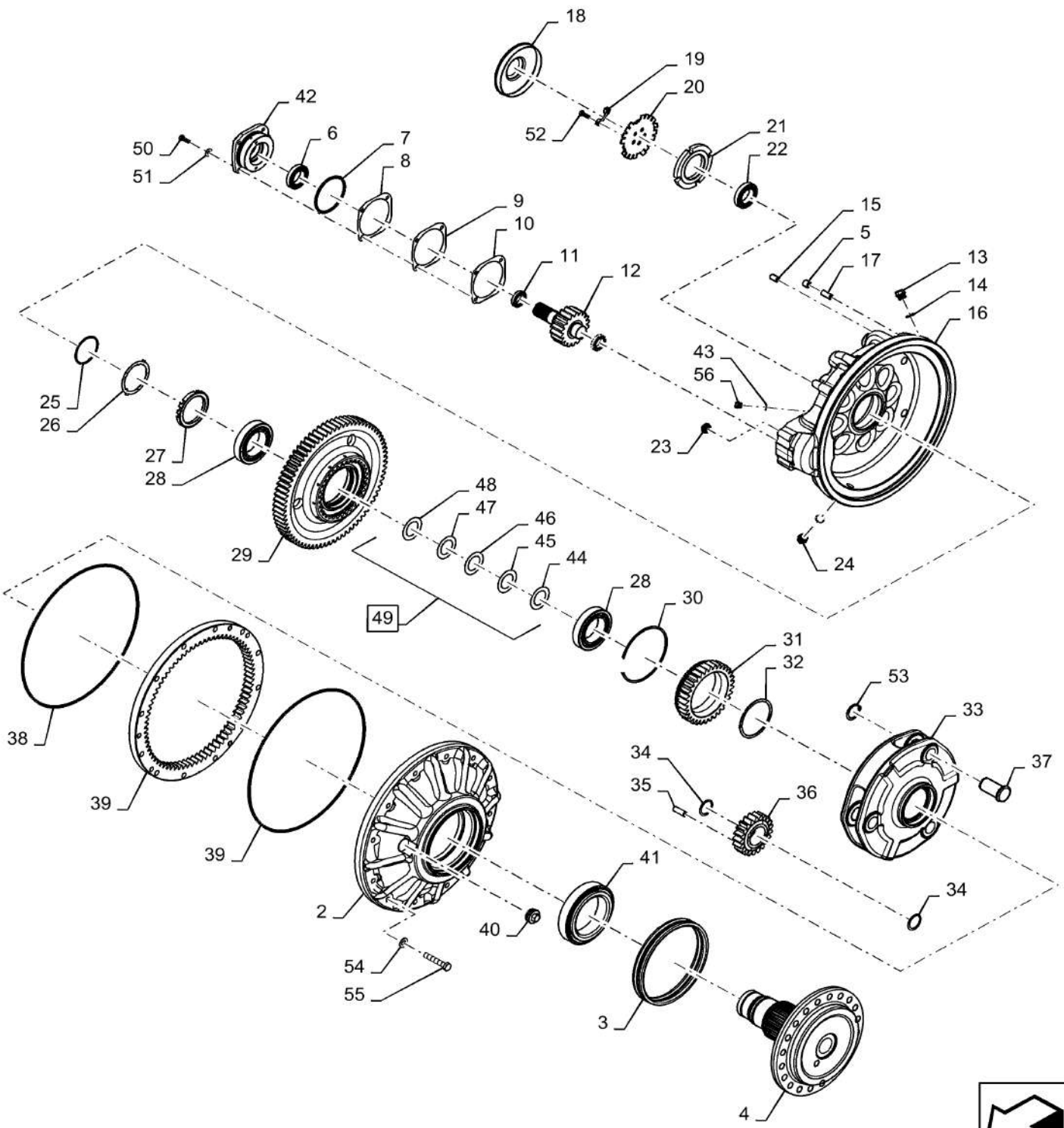
p2

10/201
3

FINAL DRIVE, PLANETARY GEAR, MUD, 14.93/1



1



25.310.AB

03

p2

10/201
3**FINAL DRIVE, PLANETARY GEAR, MUD, 14.93/1**

REF FN	PART NUMBER	YR/SN	QTY DESCRIPTION
28	84449190		2 TAPERED ROLLER BEARING 100mm ID X 145mm OD X 24mm
29	84366746		1 GEAR 73T x 33T
30	84449173		1 SNAP RING M199.5, Int. x 3 Thk
31	84806529		1 GEAR 33T
32	84074395		1 SNAP RING M123.6 130.8 OD x 2.82 Thk
33	84449594		1 RETAINER Carrier Planet
34	84074023		6 RING M51.5 ID x 80 OD x 1 Thk
35	84074703		69 NEEDLE 8mm x 42mm
36	84074702		3 PLANETARY GEAR 21T
37	84072219		3 PIN 100 x 50
38	84074400		2 O-RING 500mm ID x 4mm Width NBR70
39	84074723		1 SPLINED RING 75 Tooth
40	84074399		1 PLUG M45 x 1.5, Tapered
41	84074720		1 TAPERED ROLLER BEARING 140mm ID X 210 OD X 45mm
42	84449197		1 BEARING COVER Housing, Bearing
43	84439102		2 SEALING WASHER 16mm OD X 10mm ID
44	87375317		AR SHIM 4.6mm Thk Adjusting
45	87357938		AR SHIM 4.65mm Thk Adjusting
46	87357939		AR SHIM 4.75mm Thk Adjusting
47	87380319		AR SHIM 4.85mm Thk Adjusting
48	87380320		AR SHIM 4.9mm Thk Adjusting
49	87358151		AR SHIM KIT Incl 44 - 48
50	43140		4 BOLT Hex, M10 x 30mm, Cl 8.8, Full Thd
51	140045		4 BELLEVILLE WASHER M10
52	43138		2 BOLT Hex, M10 x 1.5 x 20mm, Cl 8.8, Full Thd
53	370008		3 SNAP RING M50, Ext
54	140048		12 BELLEVILLE WASHER M16
55	86521733		12 BOLT Hex Flg, M16 x 90mm, Cl 10.9
56	9832307		2 PLUG M10

7230 8230 9230

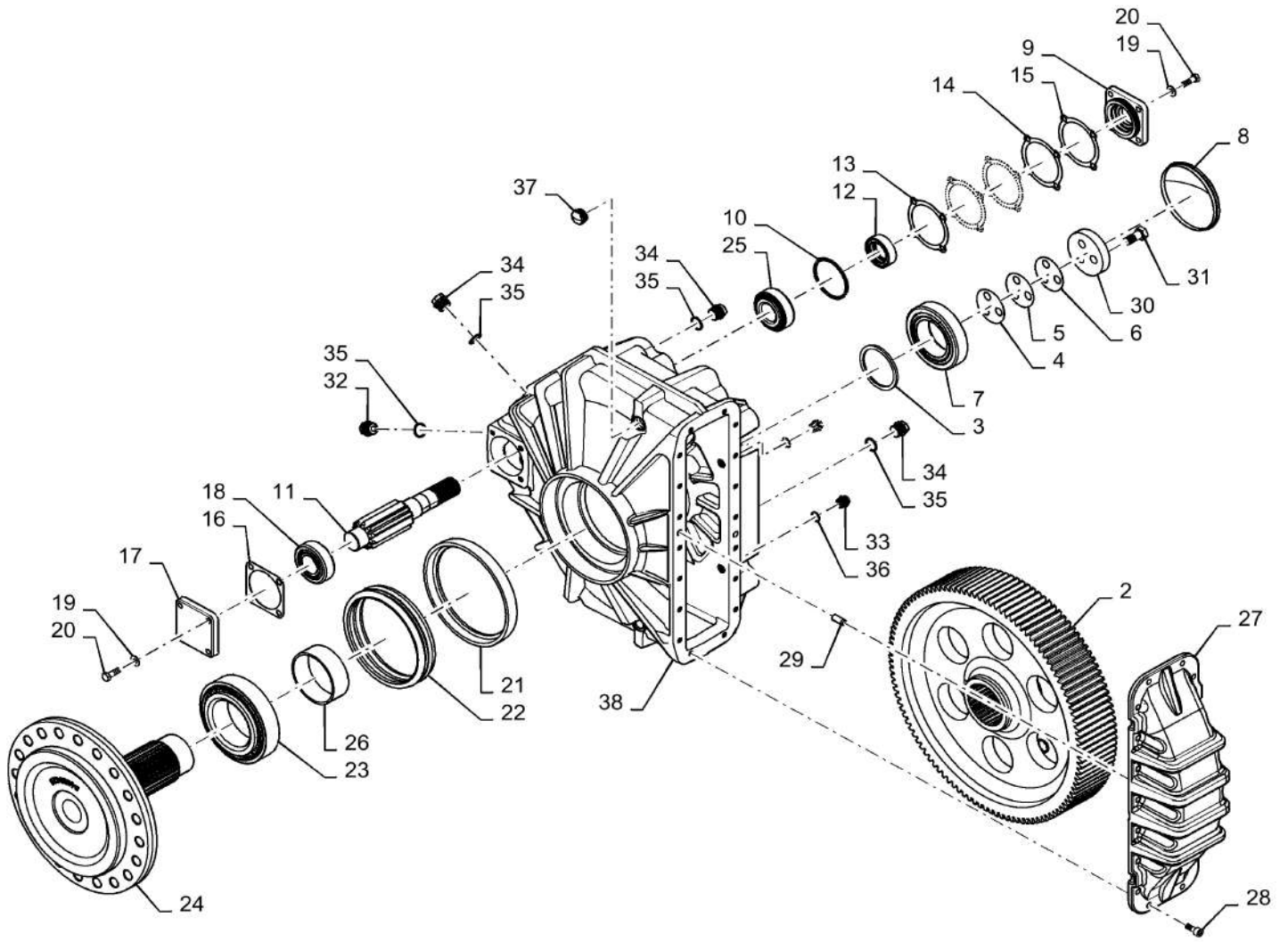
25.310.AB

04

p1

10/201
3

FINAL DRIVE, GEARBOX, TRACK ASSY, 13/110



1



25.310.AB

04

p1

10/201
3**FINAL DRIVE, GEARBOX, TRACK ASSY, 13/110**

REF FN	PART NUMBER	YR/SN	QTY DESCRIPTION
1	84413261		2 GEAR REDUCTION UNIT Final Drive, Complete, Incl 2 - 38
2	87740502		1 GEAR Driven, 110 Tooth
3	613200		1 SPACER 84mm ID X 98.5mm OD X 4.6mm
4	395393		AR SHIM 0.5mm Thk
5	395392		AR SHIM 0.2mm Thk
6	395391		AR SHIM 0.05mm Thk
7	86975646		1 TAPERED ROLLER BEARING 82.5mm ID X 140mm OD X 36.5mm
8	613201		1 COVER Hub Cap
9	84390494		1 LID Cover, Final Drive
10	87421144		1 O-RING 3.109" ID x 3.387" OD x 0.139"
11	87740501		1 GEAR Drive, 13 Tooth
12	5169122		1 SEAL 45mm ID X 65mm OD X 18.5mm
13	382948		AR SHIM 0.05mm Thk
14	382949		AR SHIM 0.2mm Thk
15	382950		1 SHIM 0.5mm Thk
16	410920		1 SEAL 100mm X 100mm X 1mm
17	613212		1 BEARING COVER Rear Cover, Axle Input
18	86975647		1 TAPERED ROLLER BEARING 41mm ID X 85mm OD X 31mm
19	140045		8 BELLEVILLE WASHER M10
20	43140		8 BOLT Hex, M10 x 30mm, Cl 8.8, Full Thd
21	9818670		1 RING 198mm ID X 230mm OD X 25mm
22	9509555		1 SEAL KIT Double Seal, 254mm ID
23	86975648		1 BEARING ASSY 105mm X 180mm OD X 48mm
24	87392845		1 FLANGE Mud
25	86500888		1 BEARING ASSY 45mm ID X 85mm OD X 32mm
26	84814999		1 SPACER 115mm OD X 105mm ID X 40mm
			7230 8230 9230

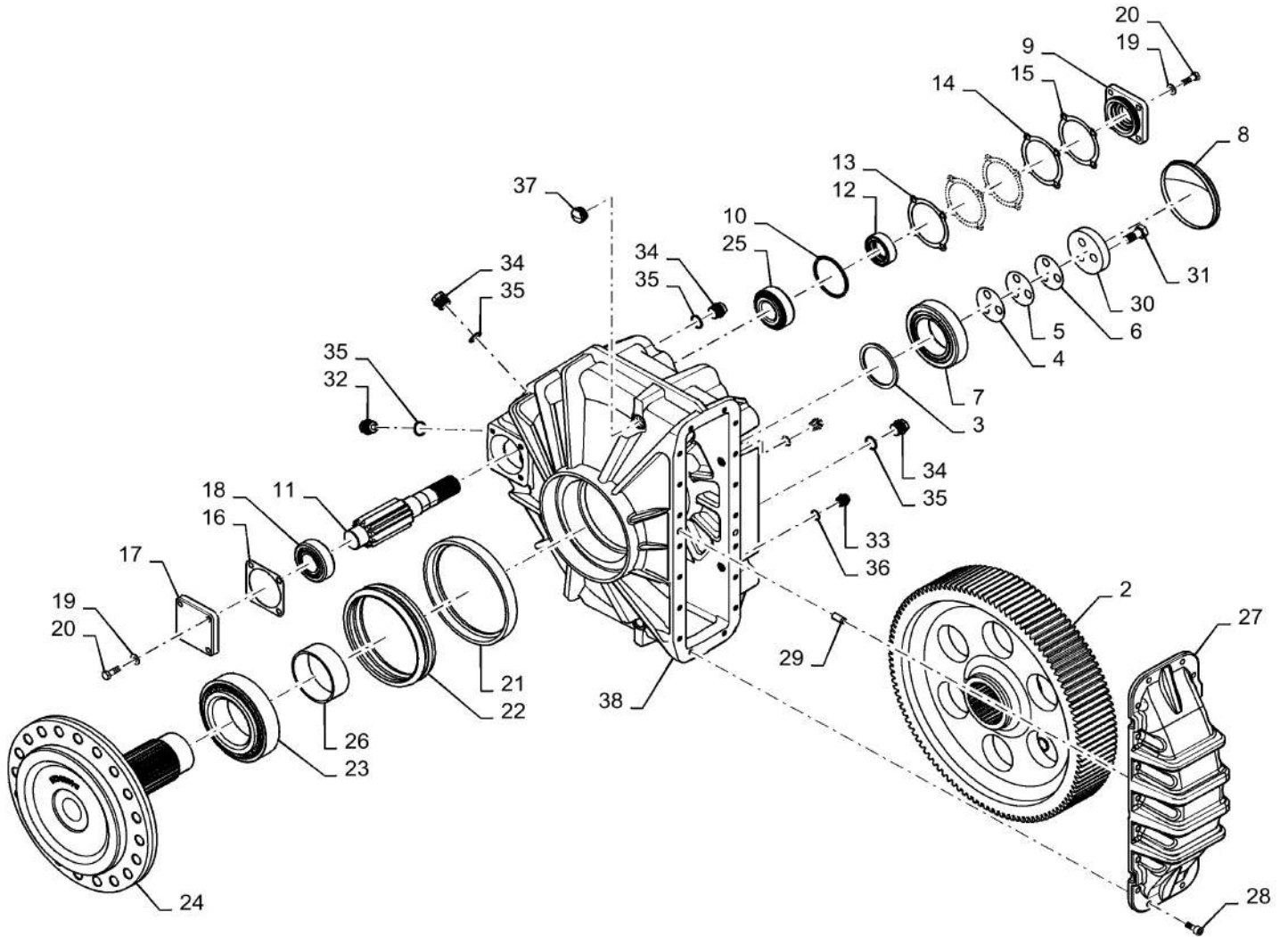
25.310.AB

04

p2

10/201
3

FINAL DRIVE, GEARBOX, TRACK ASSY, 13/110



1



25.310.AB

04

p2

10/201
3**FINAL DRIVE, GEARBOX, TRACK ASSY, 13/110**

REF FN	PART NUMBER	YR/SN	QTY DESCRIPTION
27	84129520		1 COVER Final Drive, Cast
28	120052		18 HEX SOC SCREW Hex Soc Hd, M10 x 25, 8.8
29	86978768		2 DOWEL M12 x 30
30	382503		1 WASHER 45mm ID X 95mm OD X 14mm
31	87036180		3 BOLT Hex, M16 x 35mm, Cl 10.9, Full Thd
32	336897		1 PLUG Magnetic
33	412413		2 PLUG M18
34	150006		3 DRAIN PLUG M24 x 1.5
35	220025		4 SEALING RING 29mm OD X 24mm ID X 2.0mm
36	9511034		2 SEAL 22mm OD X 18mm ID X 1.5mm
37	84071596		2 PLASTIC PLUG Oil Level Indicator
37	336897		1 PLUG Magnetic
38	84412772		1 HOUSING Housing, Final Drive, Track Models
			7230 8230 9230

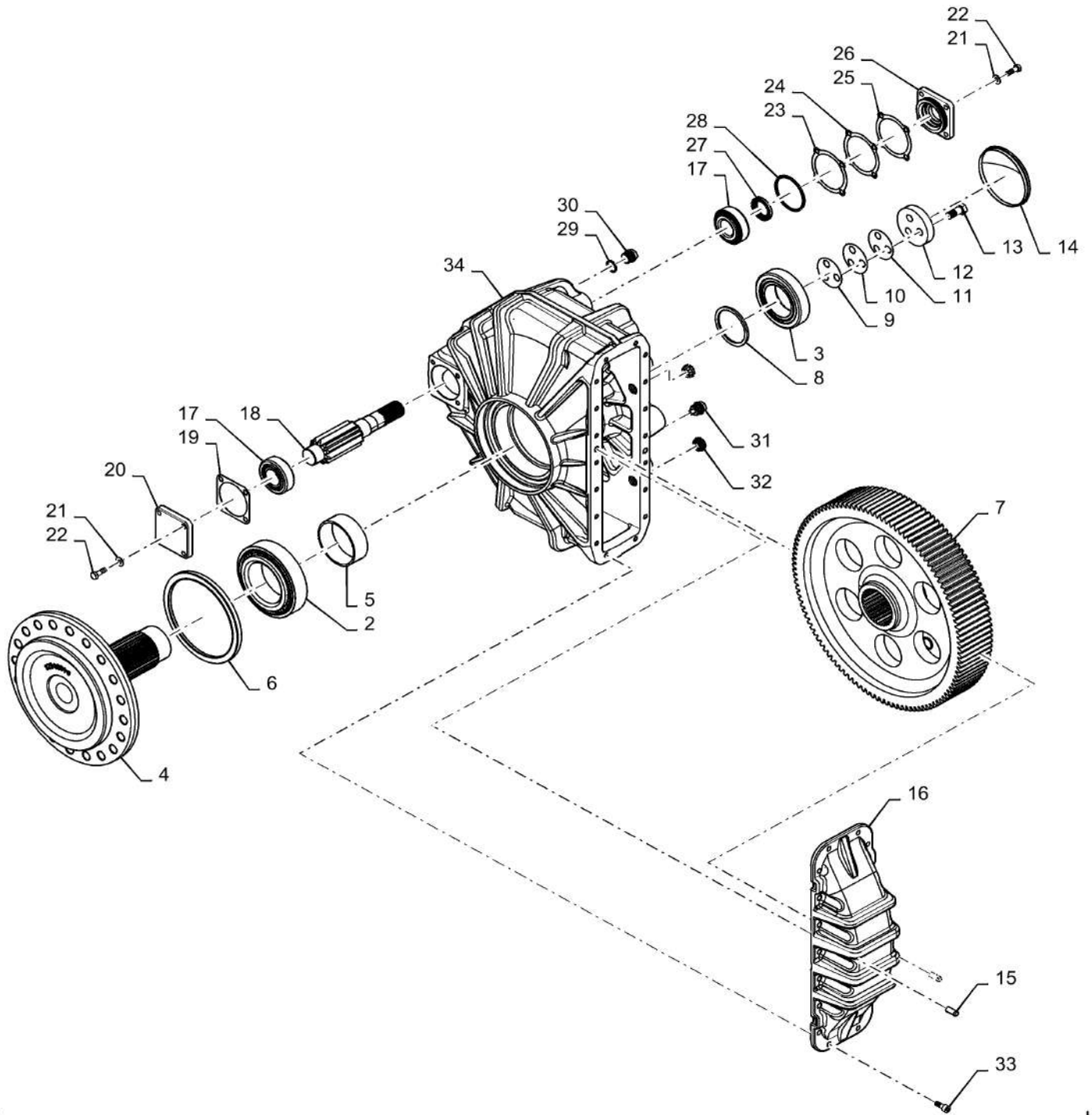
25.310.AB

05

p1

10/201
3

FINAL DRIVE, GEARBOX, TRACK ASSY, 11/111 HD2



1



25.310.AB

05

p1

10/201
3**FINAL DRIVE, GEARBOX, TRACK ASSY, 11/111 HD2**

REF FN	PART NUMBER	YR/SN	QTY DESCRIPTION
1	47483831		1 FINAL DRIVE Gearbox, Complete, W/ Tracks, 11/111, Incl 2 - 34
2	86975648		1 BEARING ASSY 105mm ID X 181mm OD X 48mm
3	86975646		1 TAPERED ROLLER BEARING 82mm ID X 140mm OD X 36.5mm
4	47447847		1 FLANGE Standard
5	84814999		1 SPACER 115mm OD X 105mm ID X 40mm
6	9832264		1 SEAL 230mm OD X 198mm ID X 13mm
7	84069418		1 GEAR 111 T
8	613200		1 SPACER 84mm ID X 98.5 OD X 4.6mm
9	395393		AR SHIM 0.5mm Thk
10	395392		AR SHIM 0.2mm Thk
11	395391		AR SHIM 0.05mm Thk
12	382503		1 WASHER 45mm ID X 95mm OD X 14mm
13	87036180		3 BOLT Hex, M16 x 35mm, Cl 10.9, Full Thd
14	613201		1 COVER Hub Cap
15	86978768		2 DOWEL M12 x 30
16	84129520		1 COVER Final Drive, Cast
17	86975647		2 TAPERED ROLLER BEARING 41mm ID X 85mm OD X 31mm
18	84069419		1 SHAFT 11 T
19	410920		1 SEAL Rear Input Shaft Cover
20	613212		1 BEARING COVER Rear Input Shaft Cover
21	140045		8 BELLEVILLE WASHER M10
22	43140		8 BOLT Hex, M10 x 30mm, Cl 8.8, Full Thd
23	382948		AR SHIM 0.05mm Thk
24	382949		AR SHIM 0.2mm Thk
25	382950		AR SHIM 0.5mm Thk
26	754516		1 BEARING COVER Front Input Shaft Cover
			7230 8230 9230

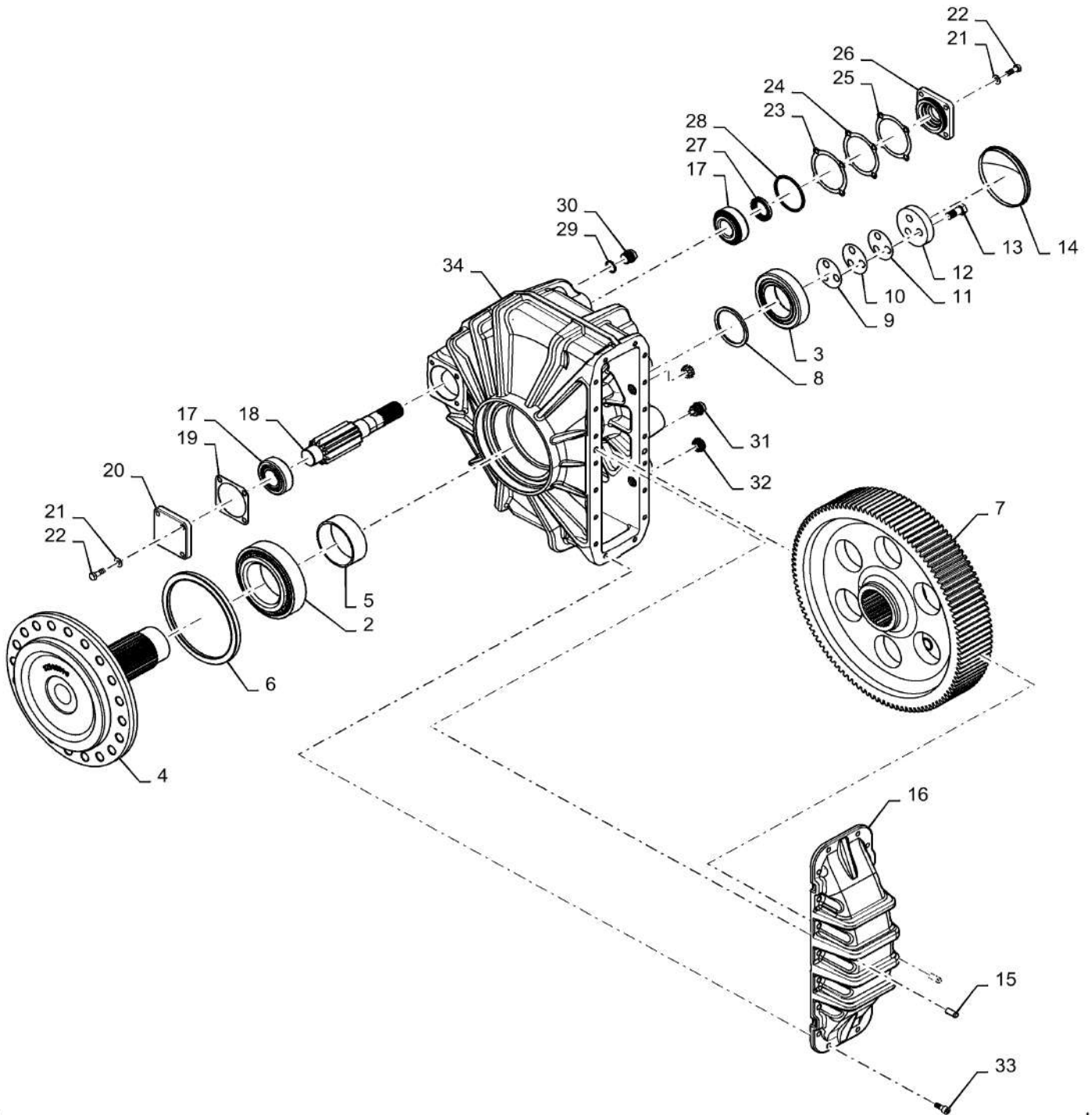
25.310.AB

05

p2

10/201
3

FINAL DRIVE, GEARBOX, TRACK ASSY, 11/111 HD2



1



25.310.AB

05

p2

10/201
3**FINAL DRIVE, GEARBOX, TRACK ASSY, 11/111 HD2**

REF FN	PART NUMBER	YR/SN	QTY DESCRIPTION
27	66807		1 SEAL Input Shaft, 38mm ID X 57mm OD X 8mm
28	87421144		1 O-RING 3.109" ID x 3.387" OD x 0.139"
29	220025		2 SEALING RING 24mm ID X 29mm OD X 2mm
30	150006		1 DRAIN PLUG M24 x 1.5
31	336897		1 PLUG Magnetic
32	84071596		2 PLASTIC PLUG Oil Level Gauge
33	120052		18 HEX SOC SCREW Hex Soc Hd, M10 x 25, 8.8
34	84412107		1 HOUSING Final Drive, Track

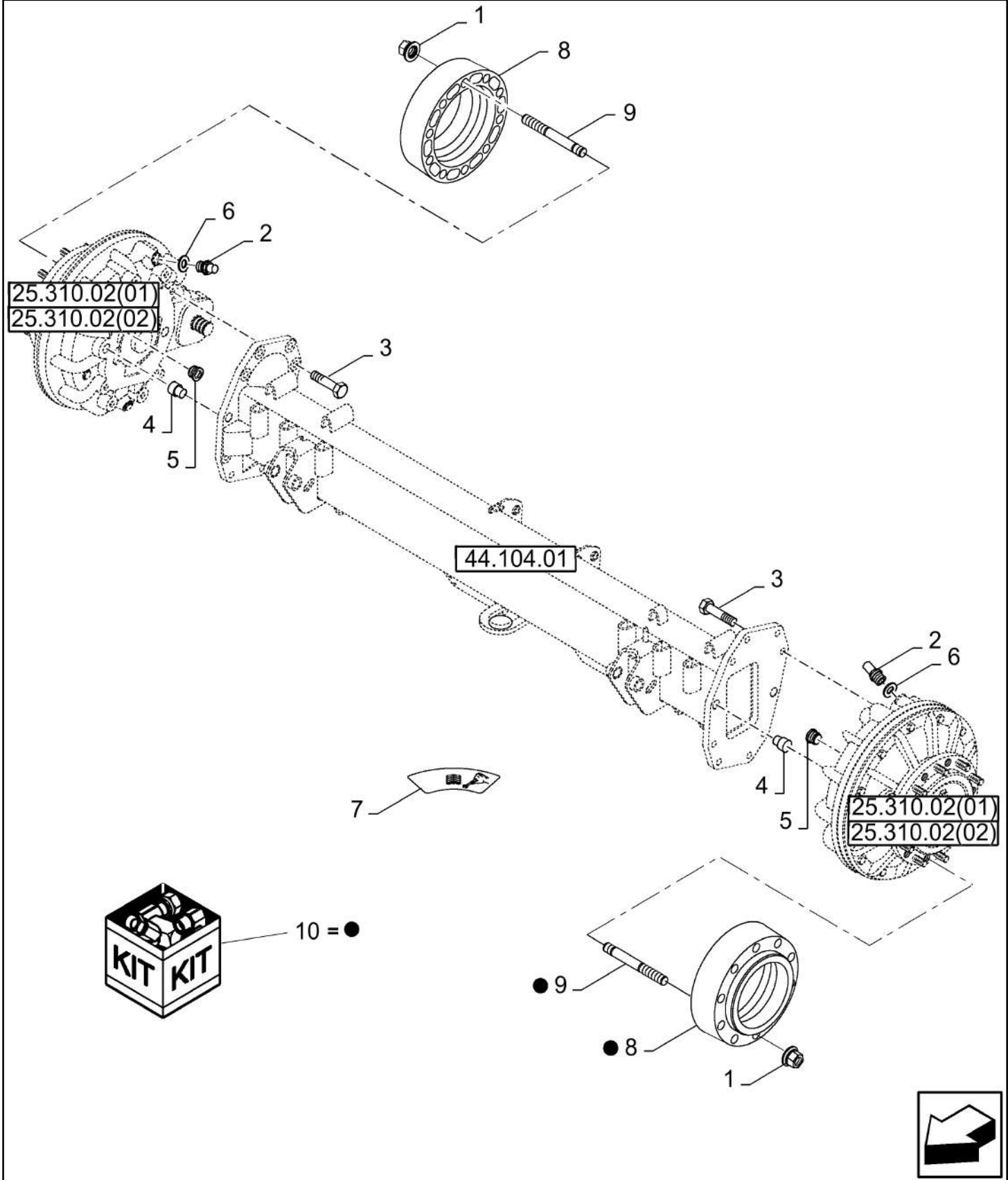
7230 8230 9230

25.310.AI

p1

10/201
3

FINAL DRIVE, PLANETARY, MOUNTING HARDWARE



FINAL DRIVE, PLANETARY, MOUNTING HARDWARE

REF FN	PART NUMBER	YR/SN	QTY DESCRIPTION
1	748961		20 WHEEL NUT
2	1 84068655		2 BREATHER
2	2 386287		2 BREATHER
3	9843495		16 BOLT Hex, M20 x 2.5 x 60mm, Cl 10.9, Full Thd
4	626826		4 PIN
5	84817215		2 PLUG
6	1 84439102		2 SEALING WASHER
6	2 220025		2 SEALING RING
7	87283497		2 DECAL
8	84989374		2 SPACER
9	84989380		20 STUD M22 x 192
10	84060286		AR DIA KIT, HARVESTER Incl Ref 8 (2) & Ref 9 (20)
(1)	Planetary Drive		
(2)	Standard Drive		

7230 8230 9230

25.400.AD

01

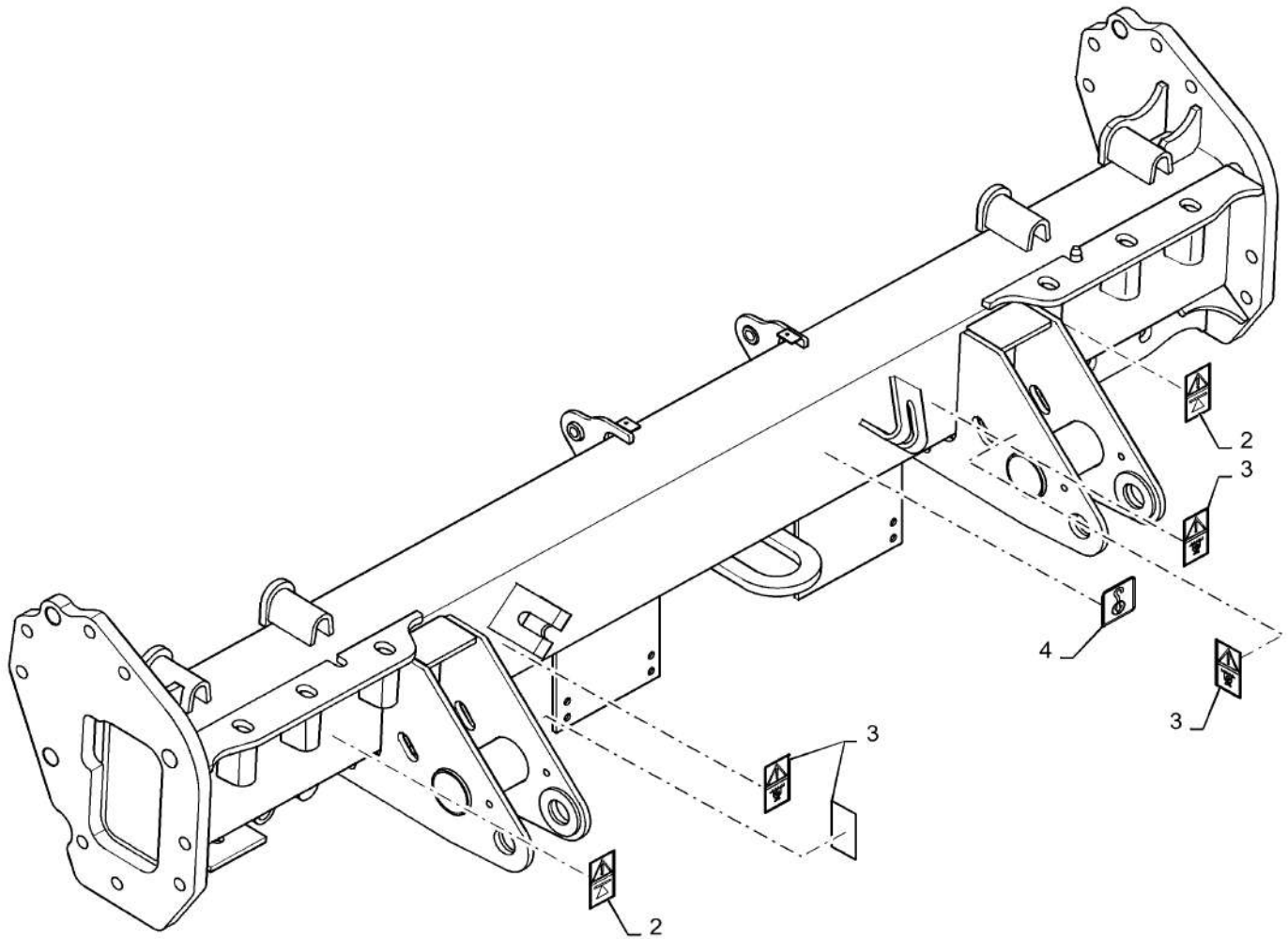
p1

10/201
3

FRONT AXLE, BEAM



1



25.400.AD

01

p1

10/201
3

FRONT AXLE, BEAM

REF FN	PART NUMBER	YR/SN	QTY DESCRIPTION
1	87587577		1 AXLE Complete, Incl 1 - 4
1	87587580		1 FRONT AXLE Complete, Incl 1 - 3
1	47450048		1 CROSSRAIL Tracked, Complete, Incl 1 - 4
2	84078384		2 DECAL Caution
3	84100296		4 DECAL Machine Tie Down
4	449973		1 DECAL Transport Hook
			7230 8230 9230

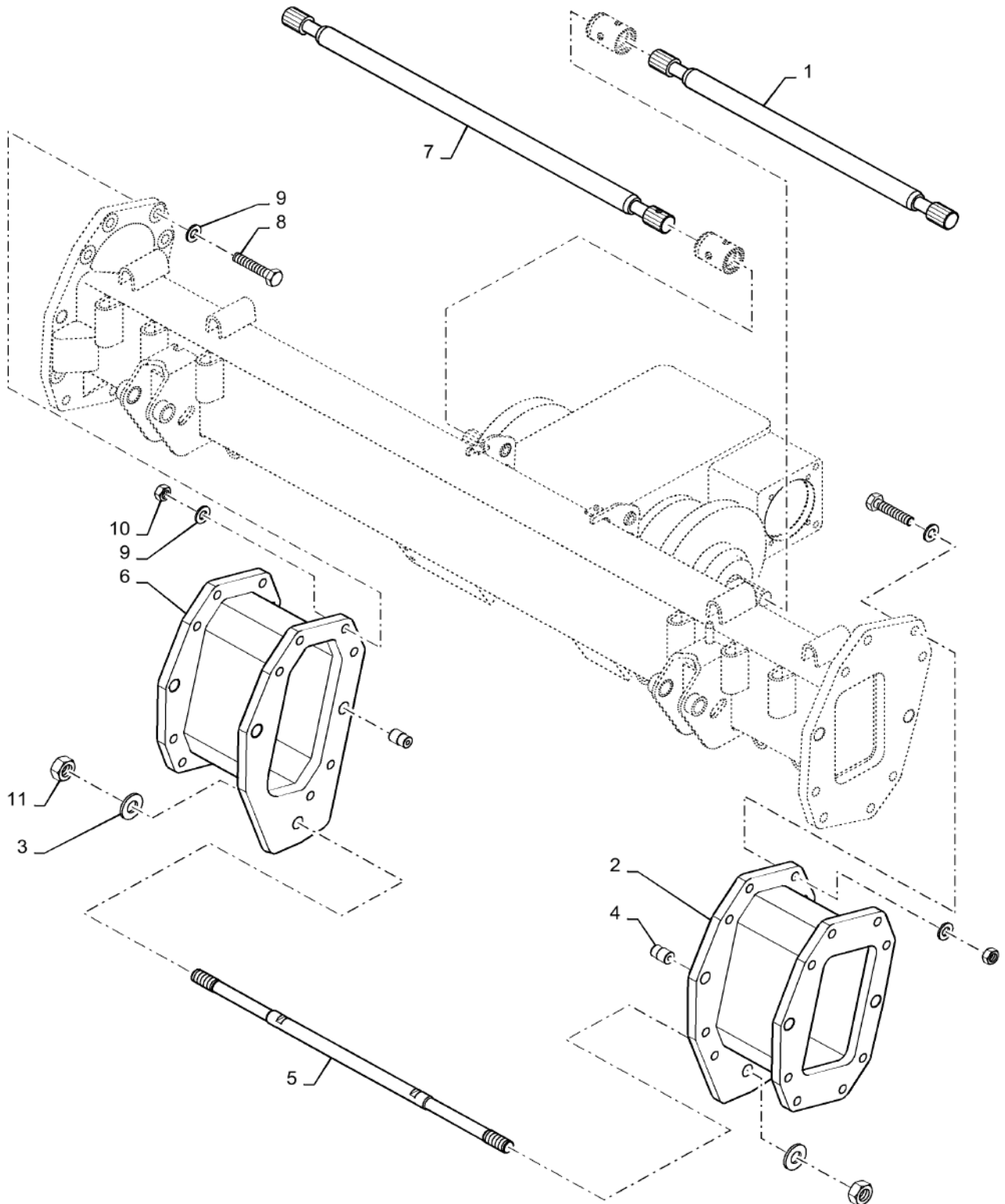
25.400.AD

01

p1

10/201
3

FRONT AXLE EXTENSION - 7230



25.400.AD

01

p1

10/201
3**FRONT AXLE EXTENSION - 7230**

REF FN	PART NUMBER	YR/SN	QTY DESCRIPTION
1	87011353		1 CONTROL SHAFT 316mm
	87011357		1 CONTROL SHAFT 265mm
2	87108164		1 EXTENSION 316mm
	87108189		1 EXTENSION 265mm
3	{140184}		2
4	626826		4 PIN
5	84989399		1 ROD
6	87108166		1 EXTENSION 316mm
	87108187		1 EXTENSION 265mm
7	87011355		1 CONTROL SHAFT 316mm
	87011359		1 CONTROL SHAFT 265mm
8	87024335		16 BOLT Hex, M20 x 80mm, CI 10.9
9	394632		32 WASHER M20 x 40 x 4, HT
10	87024336		16 NUT M20 x 2.5, CI 10
11	300852		2 NUT M30 x 1.5, CI 8

7230 8230 9230

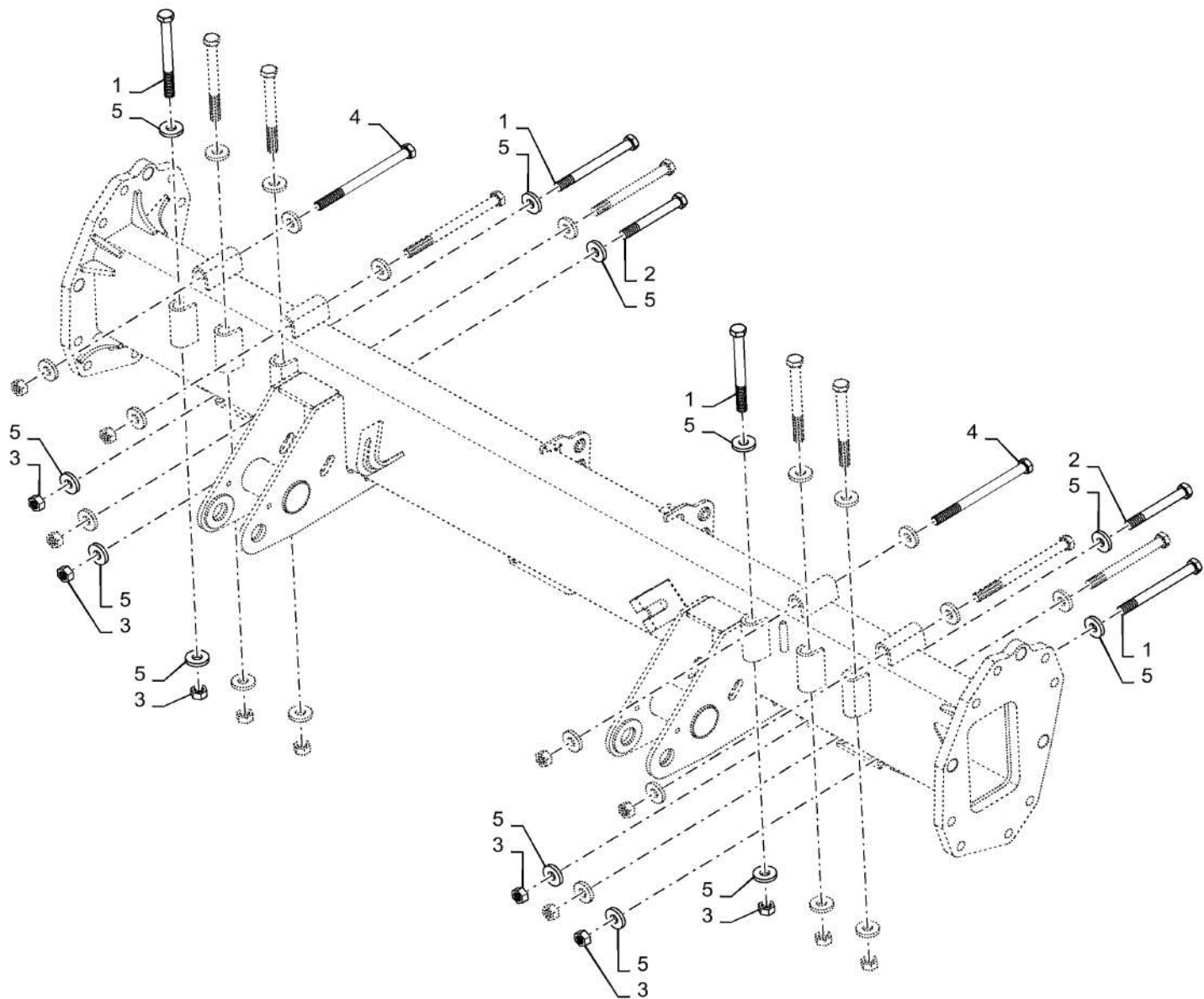
25.400.AD

02

p1

10/201
3

MOUNTING, FRONT AXLE



25.400.AD

02

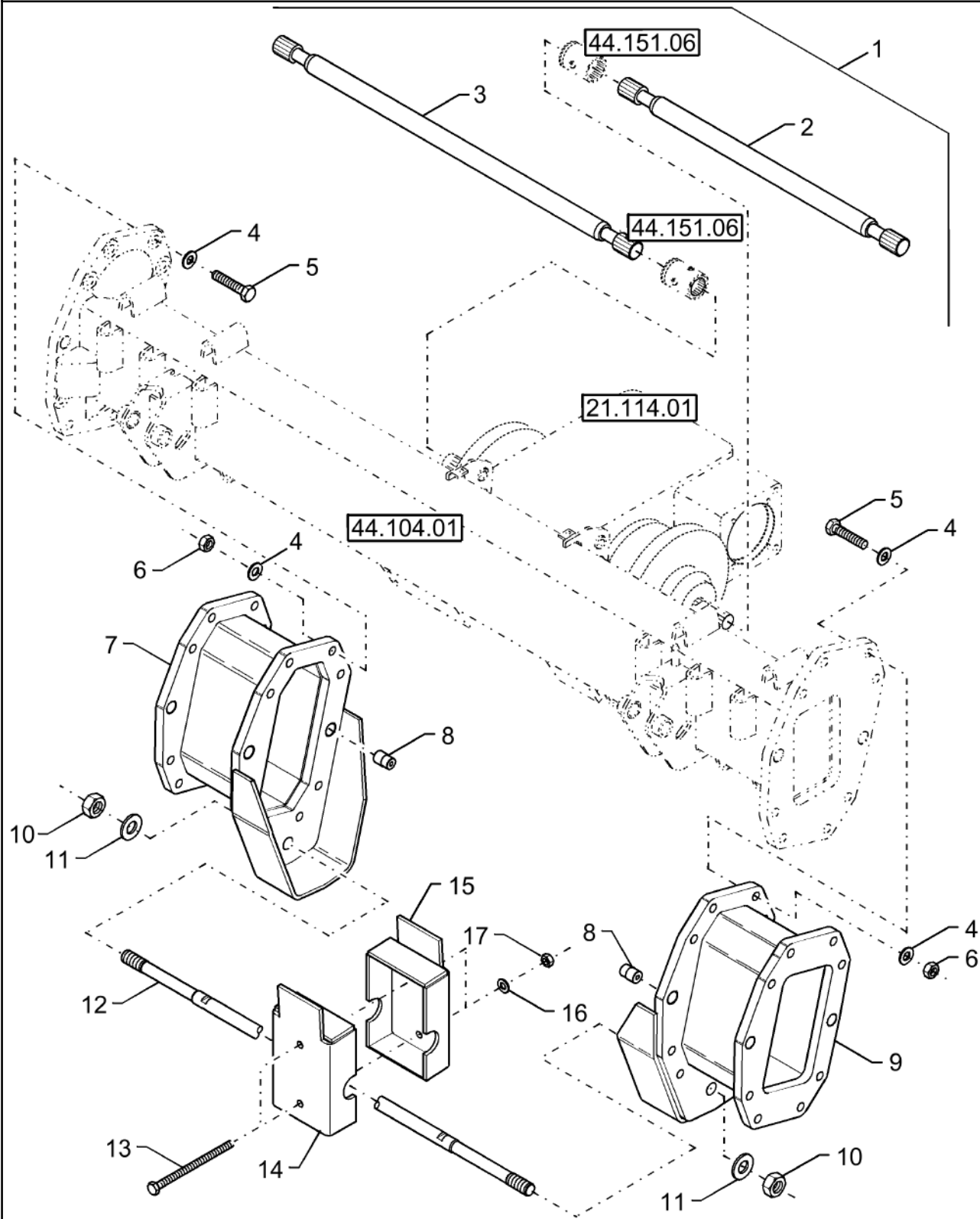
p1

10/201
3

MOUNTING, FRONT AXLE

REF FN	PART NUMBER	YR/SN	QTY DESCRIPTION
1	381523		10 BOLT Hex, M20 x 2.5 x 210mm, CI 8.8
2	87790434		2 BOLT Hex, M20 x 160mm, CI 8.8
3	9706694		16 NUT M20, CI 8
4	84037083		4 BOLT Hex, M20 x 260mm, CI 8.8
5	84439733		32 WASHER M20.5 x 49 x 8, HT
			7230 8230 9230

FRONT AXLE EXTENSION - PLANETARY



FRONT AXLE EXTENSION - PLANETARY

REF FN	PART NUMBER	YR/SN	QTY DESCRIPTION
1	84095964		AR DIA KIT, HARVESTER Axle Extensions, 265 mm, For Planetary Final Drive
1	84095959		AR DIA KIT, HARVESTER Axle Extensions, 316 mm, For Planetary Final Drive
2	84440967		1 DRIVE SHAFT Transmission Half-shaft, L.H., For 265 mm Extension, For Planetary Final Drive
2	84440951		1 DRIVE SHAFT Transmission Half-shaft, L.H., For 316 mm Extension, For Planetary Final Drive
3	84440974		1 DRIVE SHAFT Transmission Half-shaft, R.H., For 265 mm Extension, For Planetary Final Drive
3	84440957		1 DRIVE SHAFT Transmission Half-shaft, R.H., For 316 mm Extension, For Planetary Final Drive
4	394632		32 WASHER M20 x 40 x 4, HT
5	87024335		16 BOLT Hex, M20 x 80mm, CI 10.9
6	87024336		16 NUT M20 x 2.5, CI 10
7	87108187		1 EXTENSION RH; 265mm
7	87108166		1 EXTENSION RH, 316mm
8	80626826		4 PIN
9	87108189		1 EXTENSION LH, 265mm
9	87108164		1 EXTENSION LH, 316mm
10	80300852		2 NUT
11	80140184		2 WASHER
12	84989399		1 ROD
13	382358		2 BOLT Hex, M16 x 2 x 200mm, CI 8.8
14	84075648		1 CLAMP
15	84075650		1 CLAMP
16	140048		2 BELLEVILLE WASHER M16
17	825-1416		2 NUT M16, CI 8

7230 8230 9230

25.400.AD

03

p1

10/201
3

MOUNTING, FRONT AXLE

ART

NOT

AVAILABLE

25.400.AD

03

p1

10/201
3

MOUNTING, FRONT AXLE

REF FN	PART NUMBER	YR/SN	QTY DESCRIPTION
1	381523		6 BOLT Hex, M20 x 2.5 x 210mm, CI 8.8
2	412290		2 BOLT Hex, M20 x 2.5 x 180mm, CI 8.8
3	9706694		16 NUT M20, CI 8
4	84037083		4 BOLT Hex, M20 x 260mm, CI 8.8
5	84439733		32 WASHER M20.5 x 49 x 8, HT
6	44085		4 BOLT Hex, M20 x 220, 8.8
			7230 8230 9230

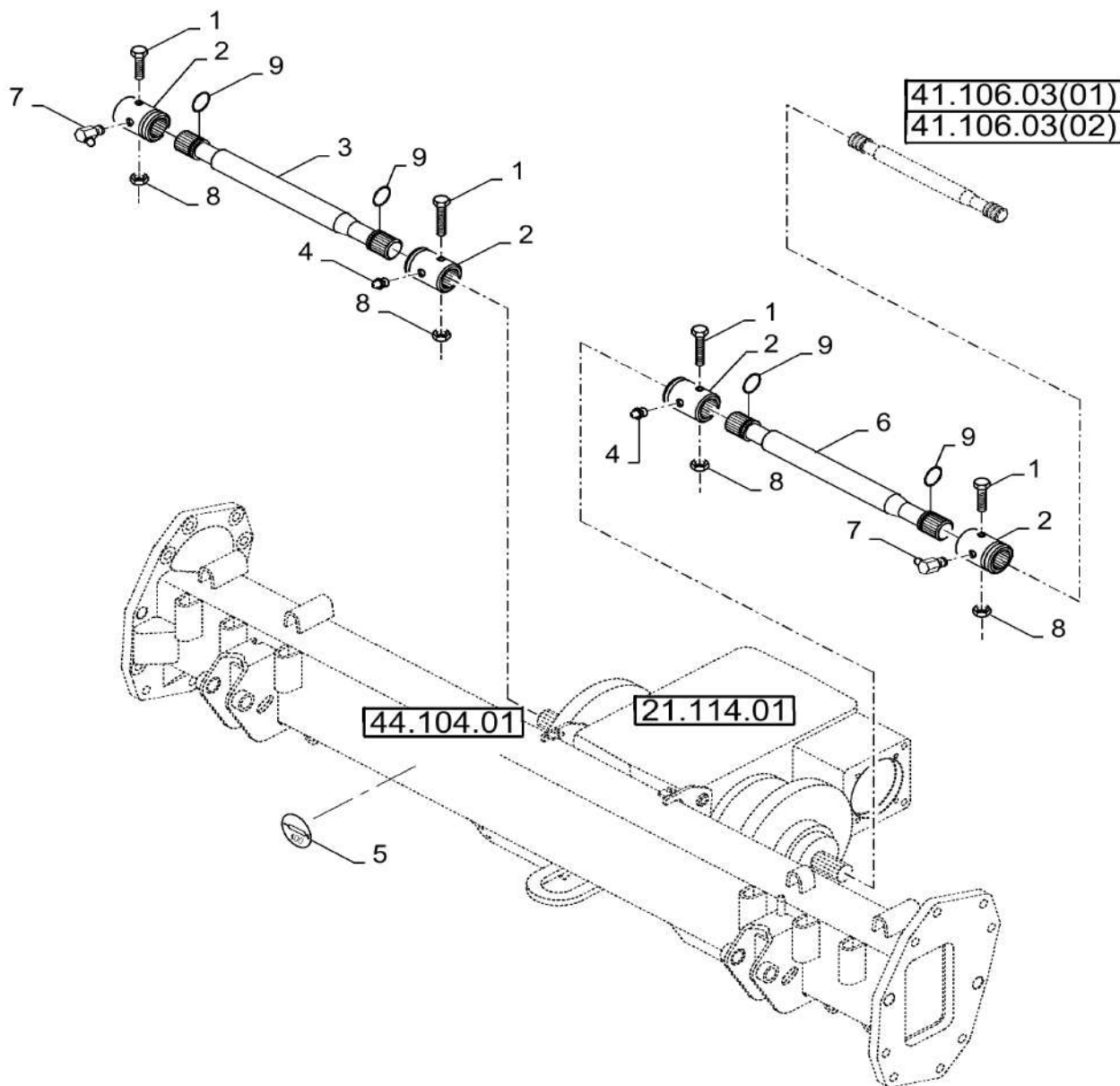
25.400.AD

03

p1

10/201
3

HALF-SHAFTS WITHOUT EXTENSIONS -



HALF-SHAFTS WITHOUT EXTENSIONS -

REF FN	PART NUMBER	YR/SN	QTY DESCRIPTION
1	120073		4 BOLT Hex, M10 x 80, 8.8
2	84438982		4 SPLINED BUSHING
3	84440165		1 DRIVE SHAFT R.H., 923 mm
3	1 84440159		1 DRIVE SHAFT R.H., 753 mm
4	321204		2 LUBE NIPPLE M6 x 1, 16mm lg
5	2 84334828		4 DECAL 100 HR
6	84440162		1 DRIVE SHAFT L.H., 663 mm
6	1 84440156		1 DRIVE SHAFT L.H., 493 mm
7	323713		2 LUBE NIPPLE
8	100037		4 NUT M10 x 1.5, Cl 8, Prev Torque
9	84446910		4 SNAP RING M40

(1) EU Only

(2) For NA Only

7230 8230 9230

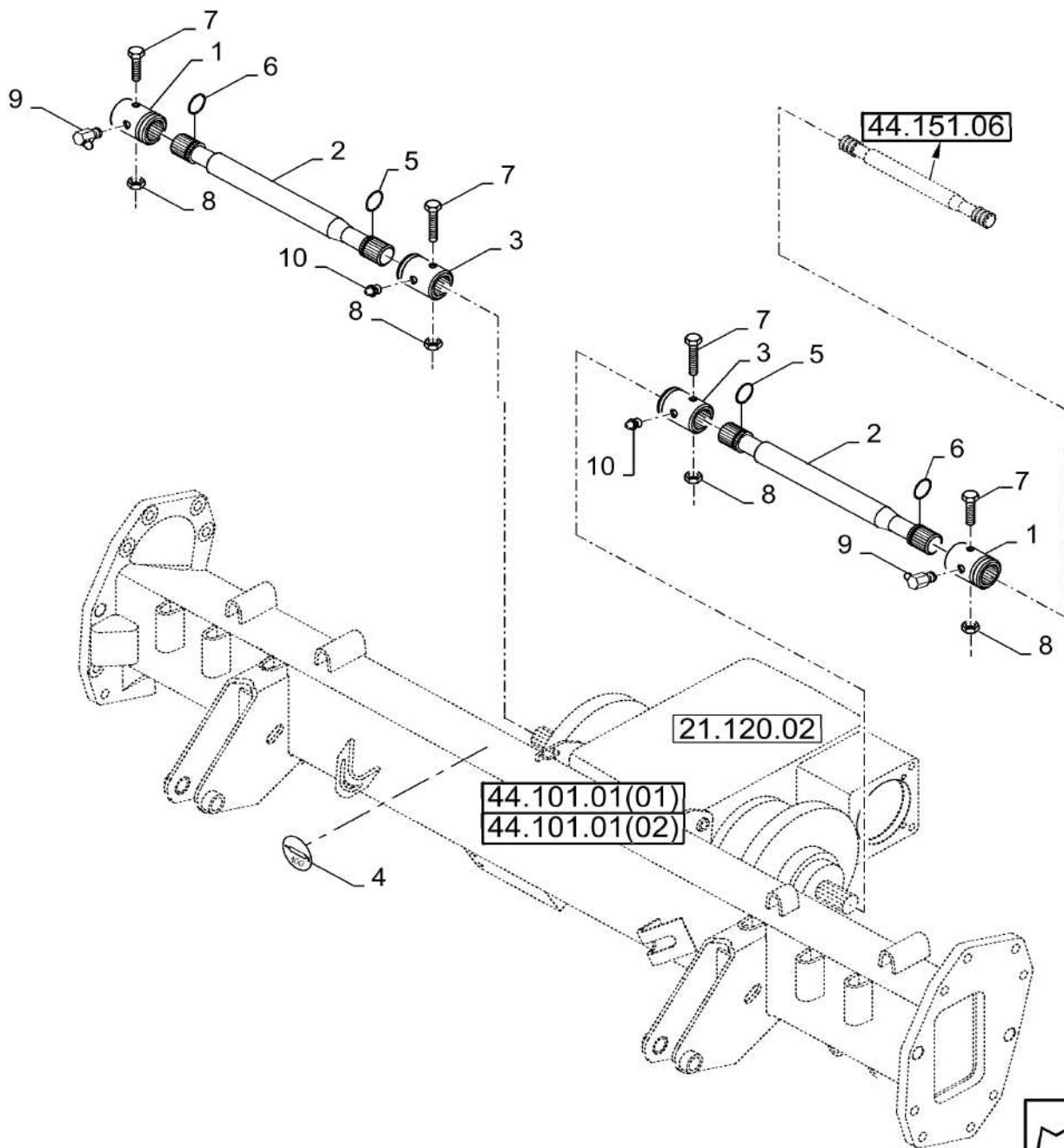
25.400.AD

04

p1

10/201
3

HALF-SHAFTS WITHOUT EXTENSIONS - 7230



25.400.AD

04

p1

10/201
3**HALF-SHAFTS WITHOUT EXTENSIONS - 7230**

REF	FN	PART NUMBER	YR/SN	QTY	DESCRIPTION
1	1	84438982		2	SPLINED BUSHING
2	2	84801020		1	SHAFT L = 674.5 mm
2	3	84440151		1	DRIVE SHAFT L = 504.5mm
2	4	84801021		1	SHAFT R=934.5mm
2	5	{84401587}		1	R = 764.5mm
3		84439077		2	SPLINED BUSHING
4	6	84334828		4	DECAL
5		84446910		2	SNAP RING M40
6	1	84446911		2	CIRCLIP
6	7	84446910		2	SNAP RING M40
7		120073		4	BOLT Hex, M10 x 80, 8.8
8		100037		4	NUT M10 x 1.5, Cl 8, Prev Torque
9		323713		2	LUBE NIPPLE
10		321204		2	LUBE NIPPLE M6 x 1, 16mm lg

- (1) Standard Drive
- (2) Standard Drive,For NA Only
- (3) EU Only,Standard Drive
- (4) For NA Only,Standard Drive
- (5) Standard Drive,EU Only
- (6) For NA Only
- (7) Planetary Drive

7230 8230 9230

25.400.AD

04

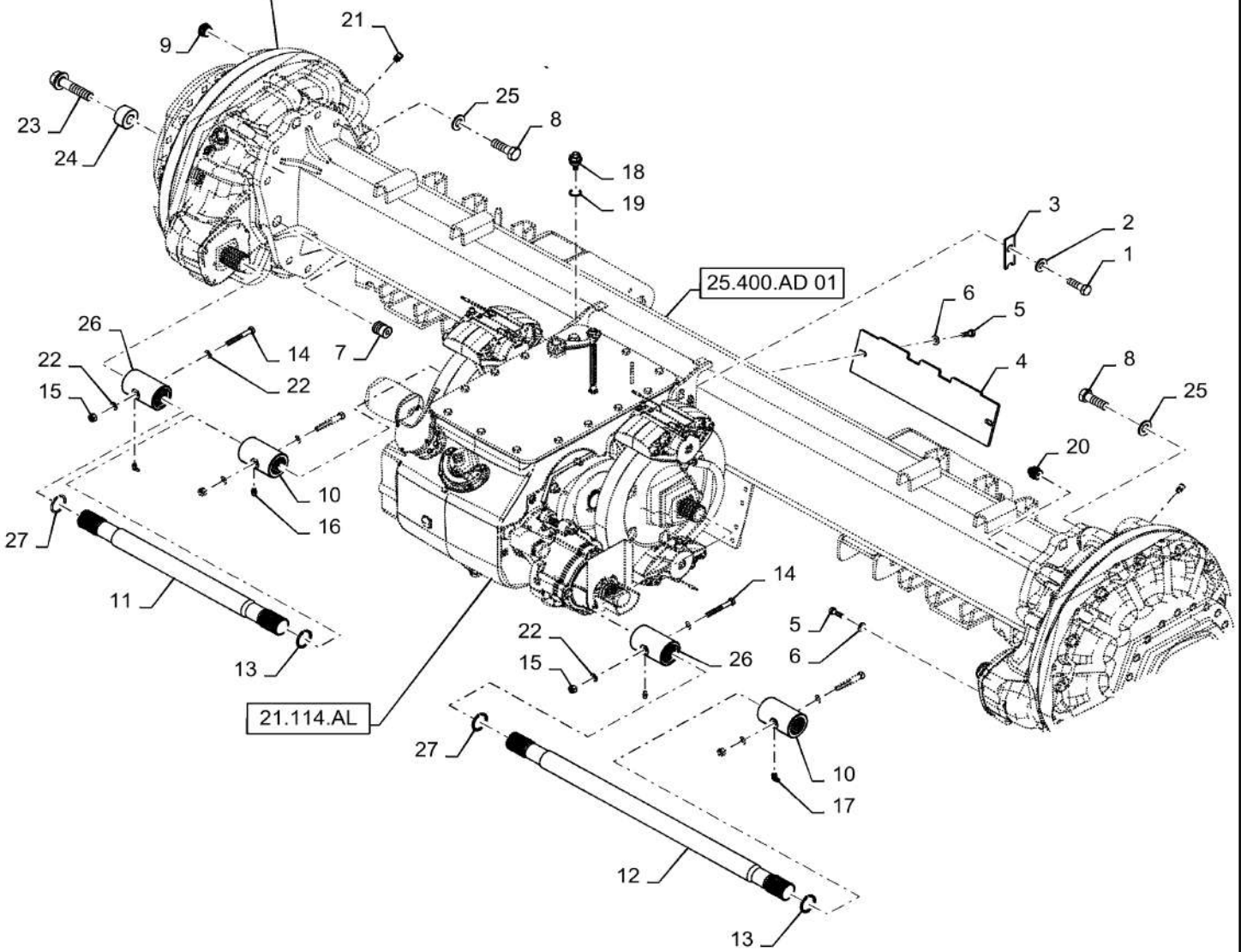
p1

10/201
3

FRONT AXLE, DRIVE SHAFT



- 25.310.AB 01
- 25.310.AB 02
- 25.310.AB 03
- 25.310.AB 04
- 25.310.AB 05



25.400.AD

04

p1

10/201
3**FRONT AXLE, DRIVE SHAFT**

REF FN	PART NUMBER	YR/SN	QTY DESCRIPTION
1	412398		6 BOLT Hex, M16 x 2 x 50mm, Cl 10.9, Full Thd
2	394631		6 WASHER M17 x 34 x 4, HT
3	84073986		2 SHIM 2mm
4	84435587		1 PLATE Protection
5	43140		1 BOLT Hex, M10 x 30mm, Cl 8.8, Full Thd
6	140045		2 BELLEVILLE WASHER M10
7	626826		4 PIN 30mm OD
8	9843495		16 BOLT Hex, M20 x 2.5 x 60mm, Cl 10.9, Full Thd
9	84817215		2 PLUG Hex, 3/4"
10	87586665		4 SPLINED BUSHING 22 Tooth
11	84401585		1 DRIVE SHAFT LH, 22 Tooth
11	84801020		1 SHAFT LH
11	84440162		1 DRIVE SHAFT LH
11	84440156		1 DRIVE SHAFT LH
12	84401587		1 DRIVE SHAFT RH
12	84801021		1 SHAFT RH
12	84440165		1 DRIVE SHAFT RH
12	84440159		1 DRIVE SHAFT RH
13	84446910		AR SNAP RING M40
14	120073		4 BOLT Hex, M10 x 80, 8.8
15	100037		4 NUT M10 x 1.5, Cl 8, Prev Torque
16	321204		2 LUBE NIPPLE M6 x 1, 16mm lg
17	323713		2 LUBE NIPPLE M6X1 90 Degree
18	398136		1 BREATHER Vent
19	220025		1 SEALING RING 29mm OD X 25mm ID X 2.0mm
20	386287		AR BREATHER M24 W Internal Spring
21	84068655		AR BREATHER M10 W Internal Spring
22	84439102		AR SEALING WASHER 16mm OD X 10mm ID X 1.5mm
			7230 8230 9230

25.400.AD

04

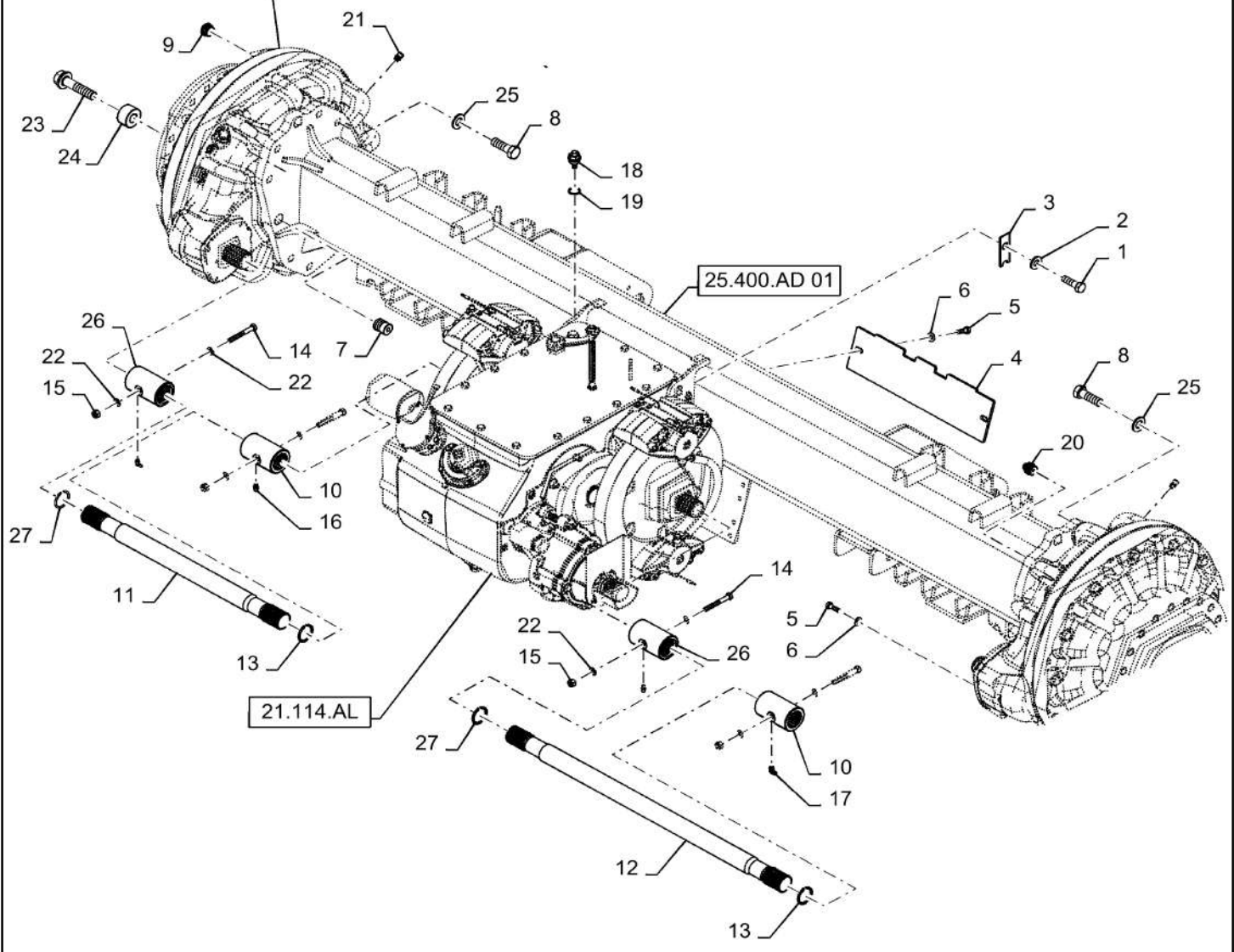
p2

10/201
3

FRONT AXLE, DRIVE SHAFT



- 25.310.AB 01
- 25.310.AB 02
- 25.310.AB 03
- 25.310.AB 04
- 25.310.AB 05



25.400.AD

04

p2

10/201
3**FRONT AXLE, DRIVE SHAFT**

REF FN	PART NUMBER	YR/SN	QTY DESCRIPTION
23	87327478		20 BOLT Flange, M22 1.5 X 75mm 10.9, Track Only
23	87367550		20 FLANGE BOLT Hex, M22 x 1.5 x 95mm, Cl 12.9 Track Only
24	84389336		20 SLEEVE CYLINDER Spacer, Track Only
24	84394484		20 SPACER Track Only
25	394632		16 WASHER M20 x 40 x 4, HT
26	87586667		2 SPLINED BUSHING 23 Tooth, If Used
27	84446911		2 CIRCLIP 34mm ID

7230 8230 9230

SECTION INDEX

Rear axle system

27.100.AB	01	REAR AXLE ASSY, POWERGUIDE (PGA)
27.450.AL		REAR AXLE, MOTOR PGA
27.450.AL	02	REAR AXLE, HYDRAULIC MOTOR, VALVE
27.550.AJ		REAR AXLE ASSY, STANDARD
27.550.AM		REAR AXLE, STEERING KNUCKLE, HUB, STANDARD

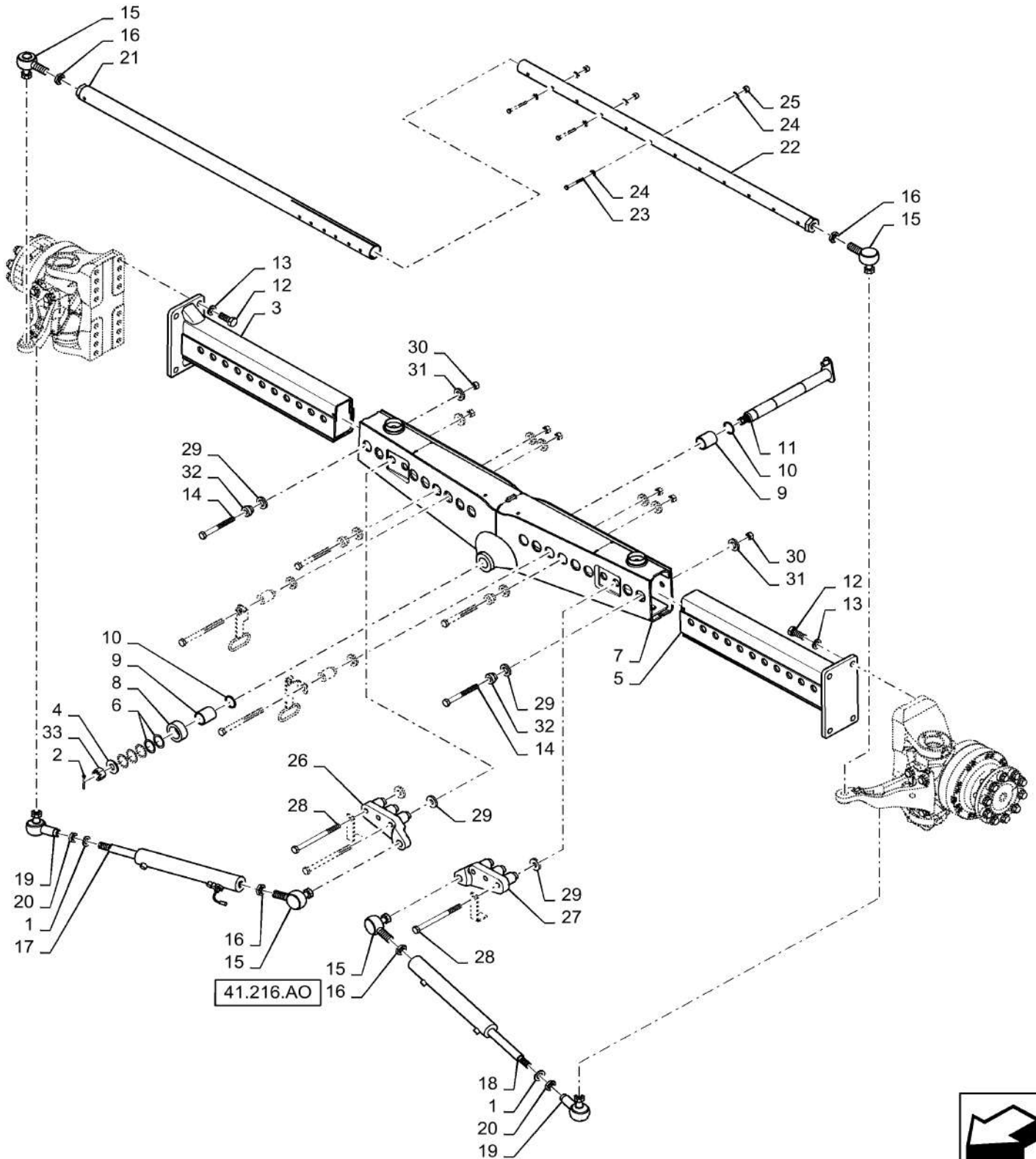
27.100.AB

01

p1

10/201
3

REAR AXLE ASSY, POWERGUIDE (PGA)



REAR AXLE ASSY, POWERGUIDE (PGA)

REF FN	PART NUMBER	YR/SN	QTY DESCRIPTION
1	{84571015}		2 Lock Washer
2	130016		1 COTTER PIN M6.3 x 63
3	84527547		1 AXLE Extension, LH
4	327802		1 WASHER M31 x 65 x 6
5	84527542		1 AXLE Extension, RH
6	539450		5 SHIM 0.5mm Thk
7	84527488		1 REAR AXLE PowerGuide (PGA)
8	87284194		1 SPACER Pivot Pin
9	84334438		2 BUSHING 70mm X 50mm OD
10	84069736		2 SEALING RING Lip, 50mm ID
11	84074397		1 SHAFT Center Pivot
12	84141241		8 BOLT Hex, M24 x 3 x 60mm, CI 12.9
13	84015771		8 WASHER 45mm OD, 25mm ID
14	412290		4 BOLT Hex, M20 x 2.5 x 180mm, CI 8.8
15	84073399		4 BALL JOINT M25X1.25, Nut(NSS)
16	100034		4 NUT M30 x 1.5, CI 8
17	84814043		2 STEERING CYLINDER 2 Used W/O Autoguidance, 1 Used W/ Autoguidance
18	84370626		1 HYDRAULIC CYLINDER Replaces (17) For Use W/ Autoguidance
19	84814042		2 BALL JOINT M25X1.25, Nut (NSS)
20	412321		2 NUT M26 x 1.5, CI 8
21	84074075		1 TRACK ROD ASSY LH
22	84074074		1 TRACK ROD ASSY RH
23	120074		3 BOLT Hex, M10 x 90, 8.8
24	379401		6 CLAMP Half Moon
25	412141		3 NUT M10 x 1.5, CI 8
26	84435031		1 SUPPORT LH
27	84435034		1 SUPPORT RH
28	84037083		6 BOLT Hex, M20 x 260mm, CI 8.8
29	9850384		10 WASHER M23 x 40 x 0.5, HT
30	84100564		10 LOCK NUT M20, GC
31	84334526		6 WASHER M33 x 47 x 8
32	84334525		4 BUSHING Top Hat, 33mm OD X 21mm ID

7230 8230 9230

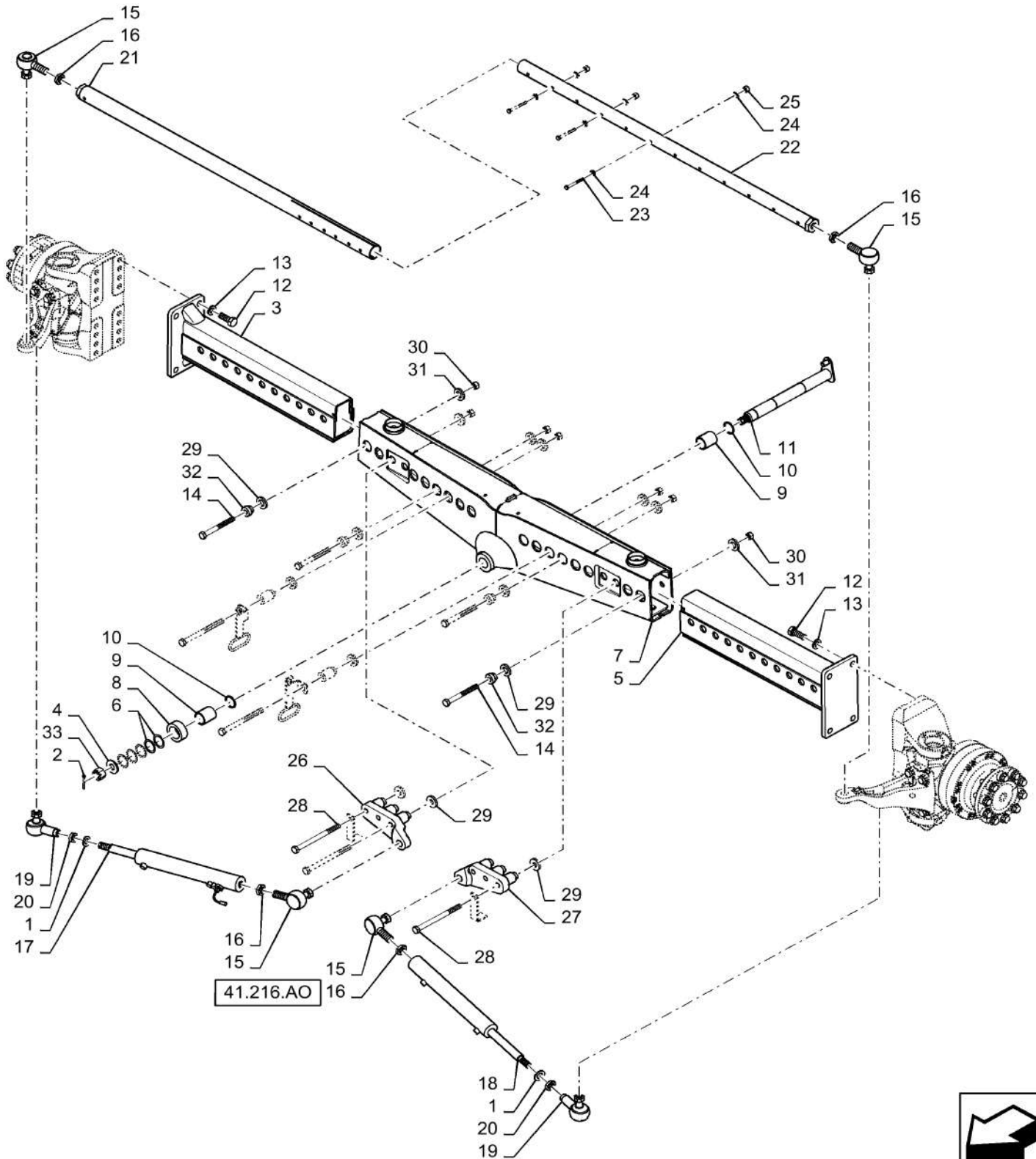
27.100.AB

01

p2

10/201
3

REAR AXLE ASSY, POWERGUIDE (PGA)



27.100.AB

01

p2

10/201
3

REAR AXLE ASSY, POWERGUIDE (PGA)

REF FN PART NUMBER

YR/SN

QTY DESCRIPTION

33

390822

1 SLOTTED NUT M30 x 1.5, CI 8

7230 8230 9230

27.450.AL

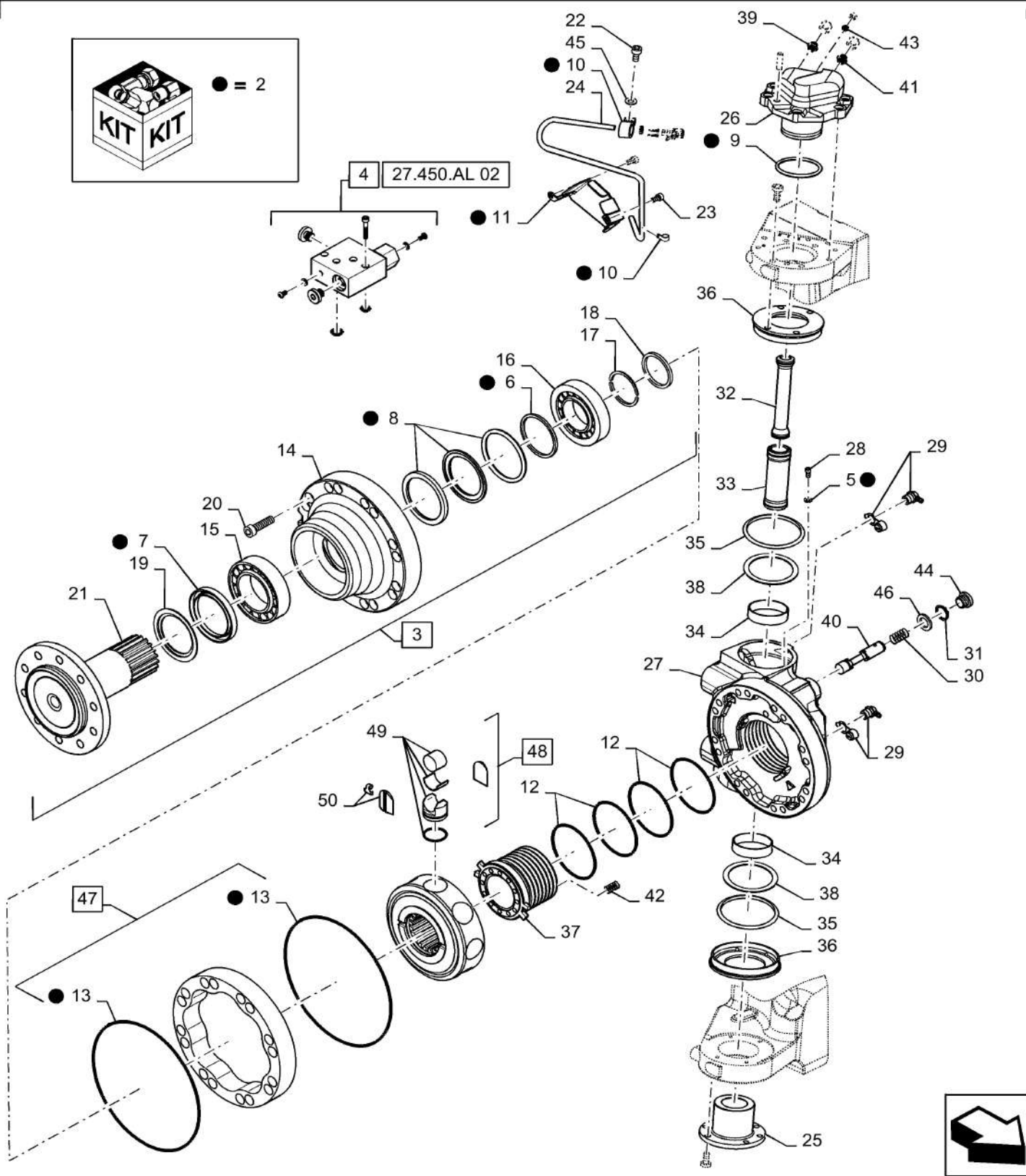
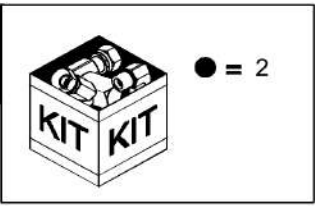
p1

10/201
3

REAR AXLE, MOTOR PGA



1



REAR AXLE, MOTOR PGA

REF FN	PART NUMBER	YR/SN	QTY DESCRIPTION
1	87661746		1 MOTOR, HYDRAULIC PGA, LH, 2-Speed, Incl 2 - 52
1	87661747		1 MOTOR, HYDRAULIC PGA, RH, 2-Speed, Incl 2 - 52
2	87360505		1 SEAL KIT Incl 5 - 13
3	87552816		1 REPAIR KIT Shaft Assy, Incl 6 - 8, 14 - 21
4	87283383		1 VALVE 2-Speed
5	87281727		3 SEALING WASHER .517" OD X .344" ID X .060"
6	NSS		1 NOT SERVICED SEPARATELY Seal, Incl In 2, 3
7	NSS		1 NOT SERVICED SEPARATELY Seal, Incl In 2, 3
8	NSS		1 NOT SERVICED SEPARATELY Seal, Incl In 2, 3
9	84817917		1 SEAL Top Pin, 3.02" OD
10	87301308		5 CLAMP 3/16", Insul, 3/8" Bolt
11	87283381		1 SHIELD Valve Assy Cover
12	NSS		1 NOT SERVICED SEPARATELY O-Ring, Incl In 2
13	NSS		2 NOT SERVICED SEPARATELY O-Ring, Incl In 2
14	NSS		1 NOT SERVICED SEPARATELY Cover, Incl In 3
15	84275473		1 TAPERED ROLLER BEARING 90mm ID X 170mm OD X 37mm
16	84275472		1 TAPERED ROLLER BEARING 90mm ID X 190mm OD X 30mm
17	NSS		1 NOT SERVICED SEPARATELY Washer, Incl In 3
18	NSS		1 NOT SERVICED SEPARATELY Washer, Incl In 3
			7230 8230 9230

27.450.AL

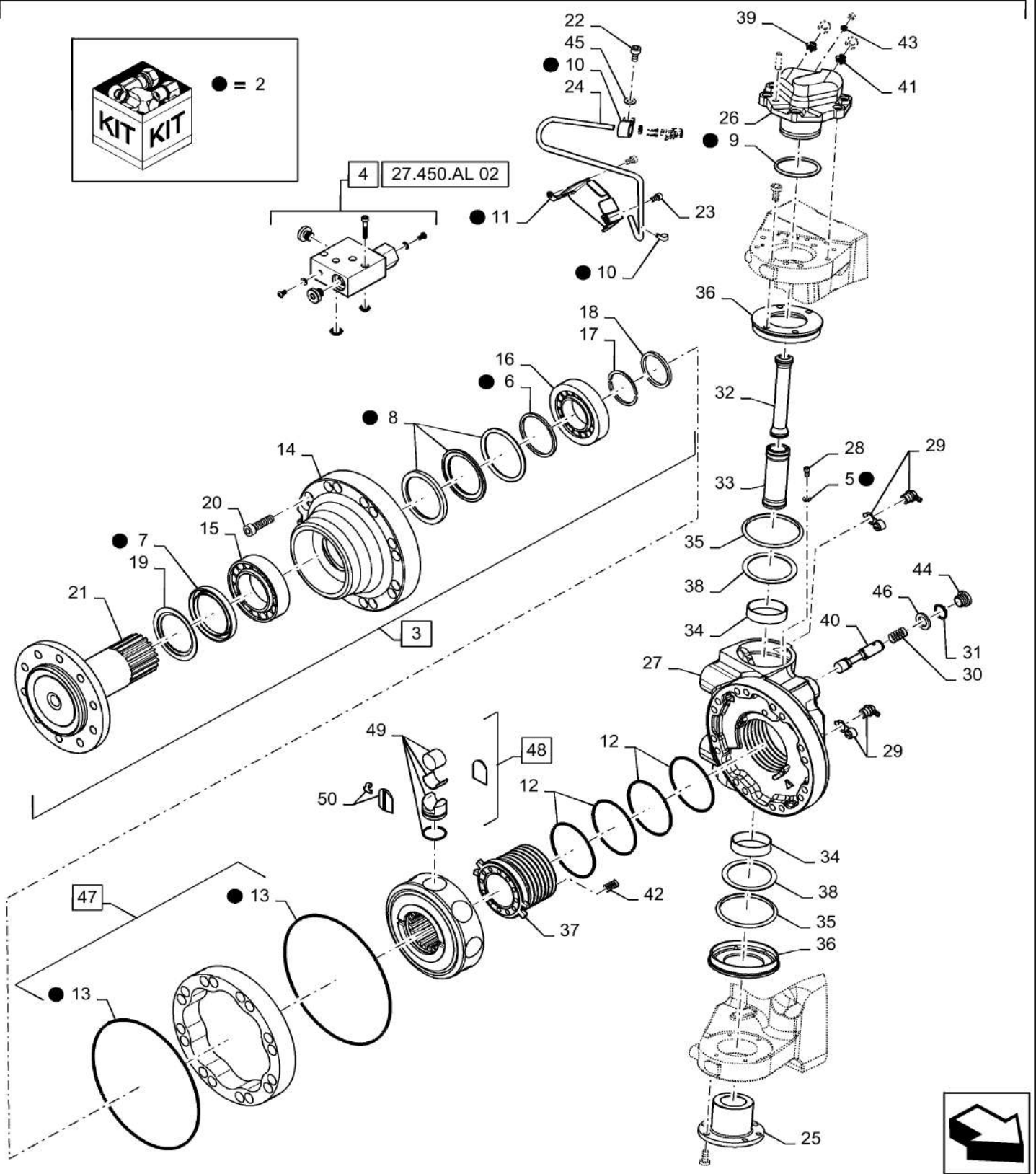
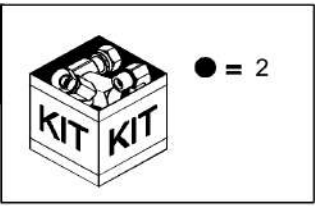
p2

10/201
3

REAR AXLE, MOTOR PGA



1



REAR AXLE, MOTOR PGA

REF FN	PART NUMBER	YR/SN	QTY DESCRIPTION
19	NSS		1 NOT SERVICED SEPARATELY Washer, Incl In 3
20	NSS		16 NOT SERVICED SEPARATELY Bolt, Incl In 3
21	NSS		1 NOT SERVICED SEPARATELY Axle, Incl In 3
22	87301307		1 HEX SOC SCREW M10 x 16mm, Cl 12.9
23	2168745		2 SCREW M8 X 12mm Socket Head
24	NSS		1 NOT SERVICED SEPARATELY Harness, Incl In 1
25	84800194		1 PIN Bottom, PRA
26	87281730		1 PIN King Pin, Upper, PRA
27	NSS		1 NOT SERVICED SEPARATELY Housing, Incl In 1
28	87035490		3 HEX SOC SCREW M8 x 1.25 x 10mm, Cl 8.8, Full Thd
29	87415		2 LUBE NIPPLE 90°, 1/4" NPT x .75" lg, Drive
30	NSS		1 NOT SERVICED SEPARATELY Spring, Incl In 1
31	NSS		1 NOT SERVICED SEPARATELY Circlip, Incl In 1
32	84800212		1 TUBE 1.77" OD x 5.24" L Inner Pipe, Incl 2 Seals (NSS)
33	84800213		1 TUBE 1.25" DIA x 7.05" L Outer Pipe, Incl 2 Seals (NSS)
34	84817916		2 BUSHING PRA Kingpin, 3.15" ID X 3.51" OD X .79"
35	84817900		2 THRUST WASHER PRA Kingpin, 3.23" ID, .08"
36	84817924		2 COVER Seal, PRA Kingpin
37	NSS		1 NOT SERVICED SEPARATELY Plates, Incl In 1
38	84817926		2 SEAL Trash, 4.3" ID X 5.0" OD X .36"

7230 8230 9230

27.450.AL

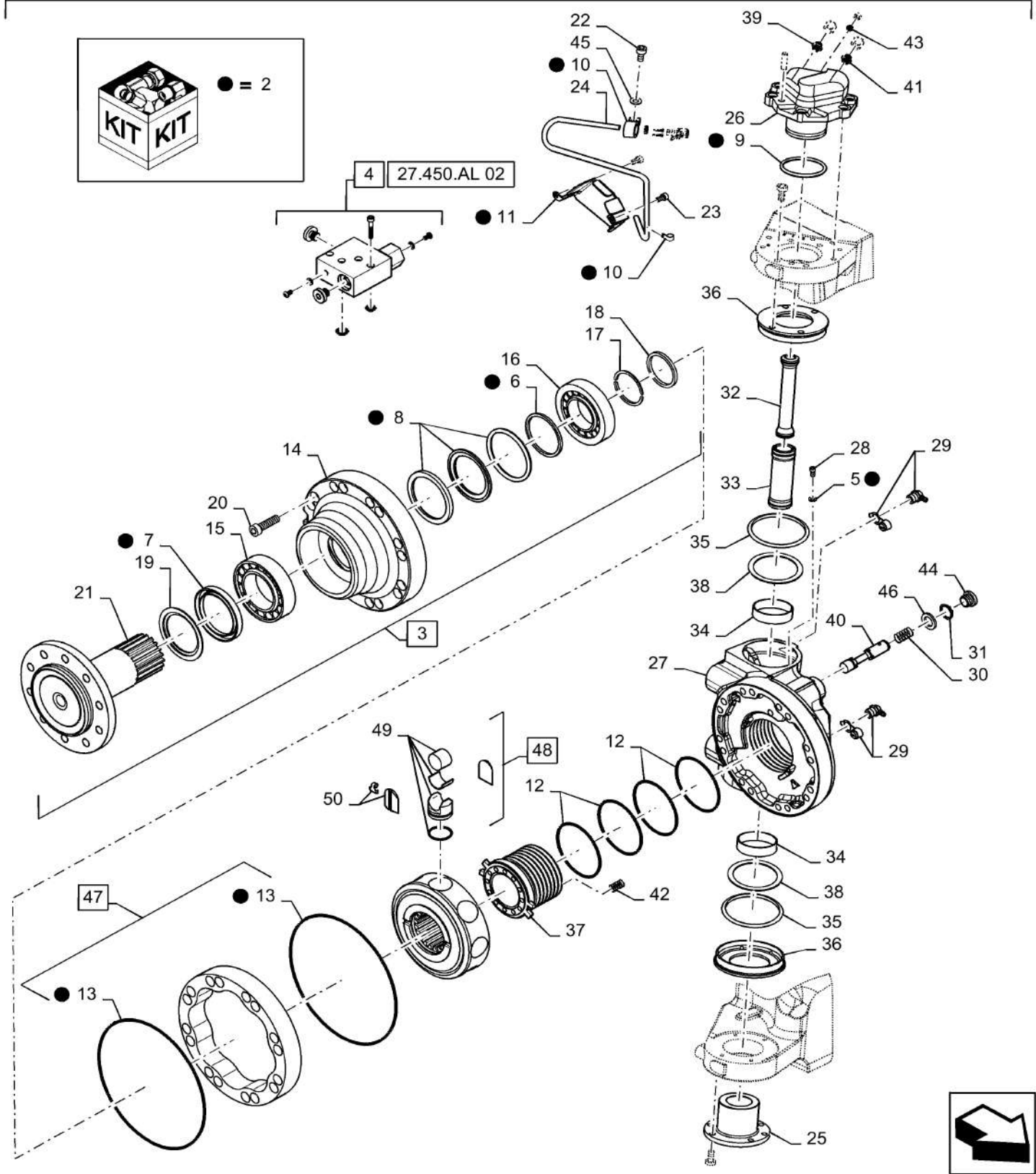
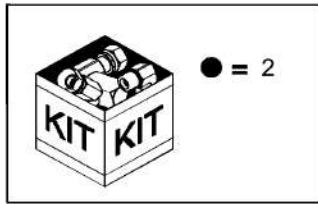
p3

10/201
3

REAR AXLE, MOTOR PGA



1



REAR AXLE, MOTOR PGA

REF FN	PART NUMBER	YR/SN	QTY DESCRIPTION
39	86579682		1 HYD CONNECTOR 1 3/16"-12 ORFS x M27 x 2 ORB
40	NSS		1 NOT SERVICED SEPARATELY Piston, Incl In 1
41	86597760		1 HYD CONNECTOR 1"-14 ORFS x M27 x 2 ORB
42	NSS		12 NOT SERVICED SEPARATELY Spring, Incl In 1
43	86579676		1 HYD CONNECTOR 13/16"-16 ORFS x M18 x 1.5 ORB
44	NSS		1 NOT SERVICED SEPARATELY Plug, Incl In 1
45	140017		1 WASHER M10 x 20 x 2
46	NSS		1 NOT SERVICED SEPARATELY Washer, Incl In 1
47	NSS		1 NOT SERVICED SEPARATELY Gerotor Ring, Incl In 1
48	NSS		1 NOT SERVICED SEPARATELY Gerotor, Incl In 1
49	NSS		8 NOT SERVICED SEPARATELY Lobe, Incl In 1
50	NSS		1 NOT SERVICED SEPARATELY Retainer, Incl In 1
			7230 8230 9230

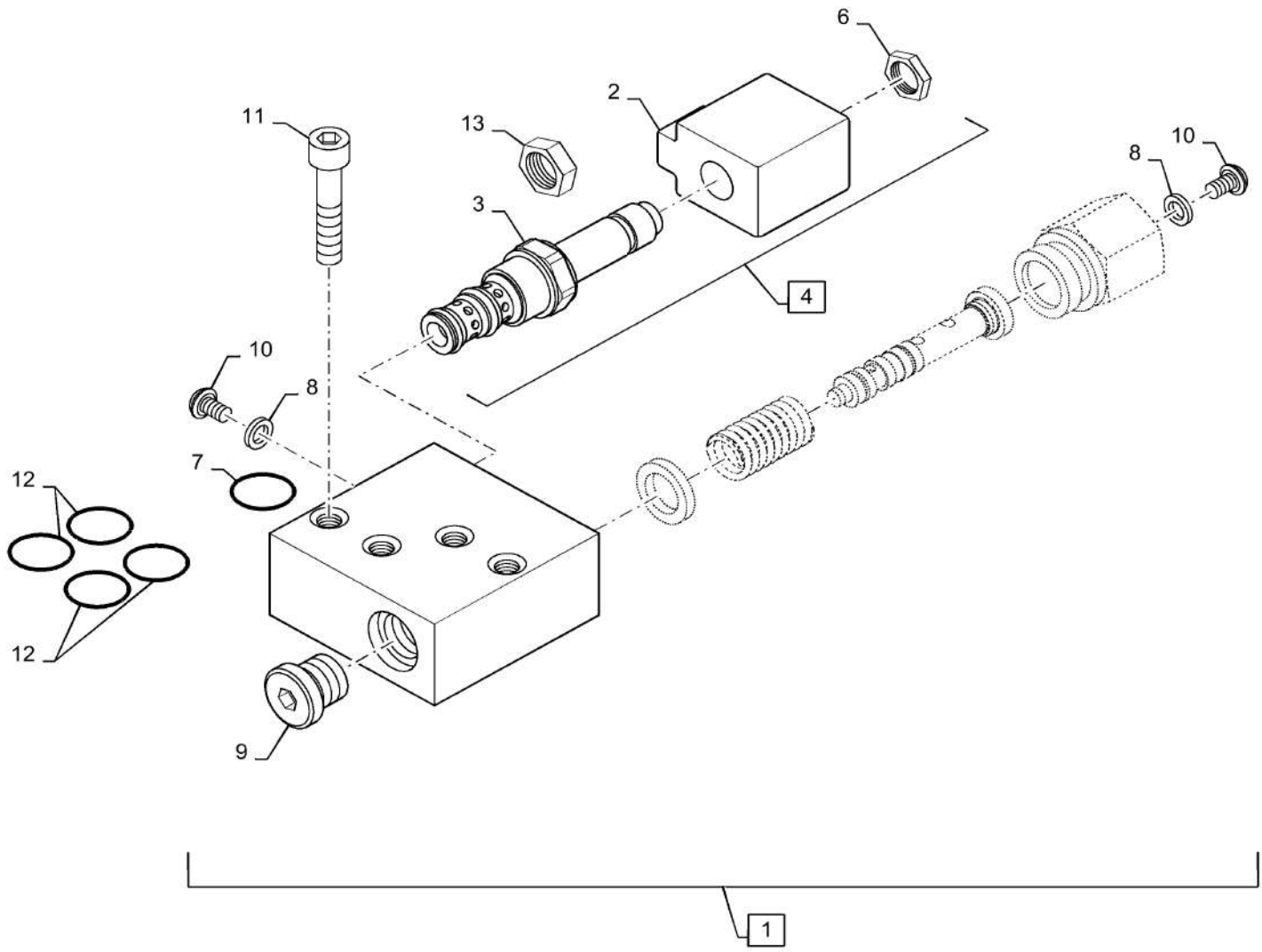
27.450.AL

02

p1

10/201
3

REAR AXLE, HYDRAULIC MOTOR, VALVE



27.450.AL

02

p1

10/201
3**REAR AXLE, HYDRAULIC MOTOR, VALVE**

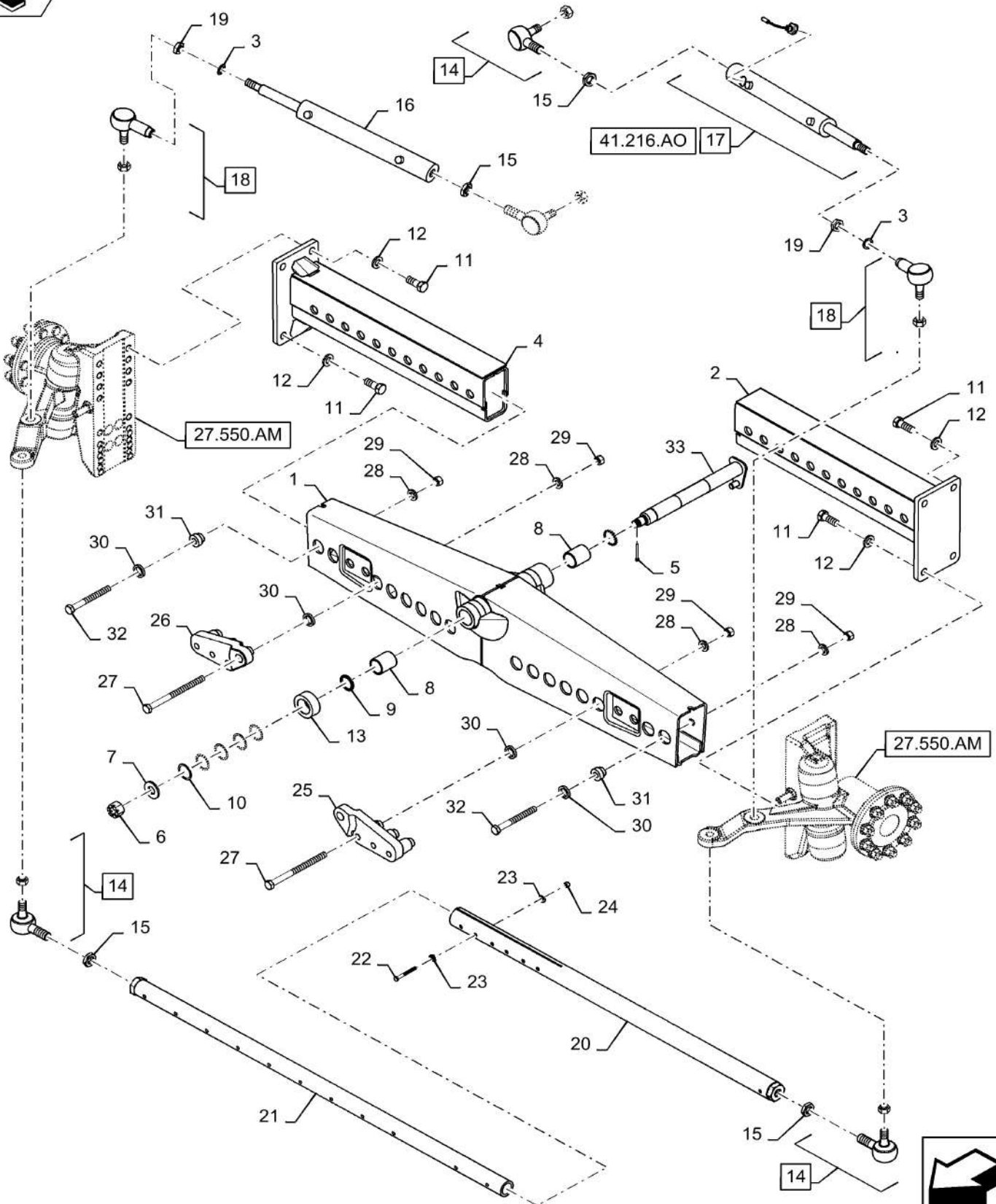
REF FN	PART NUMBER	YR/SN	QTY DESCRIPTION
1	87283383		1 VALVE 2 Speed, Incl 1 - 11
2	87283881		1 SOLENOID Coil
3	87283880		1 CARTRIDGE Cartridge, Incl In 4
4	NSS		1 NOT SERVICED SEPARATELY Order Components
5	86509023		1 SEAL KIT Services 3
6	590907		1 NUT 1/2"-20
7	165212		1 O-RING 0.551" ID x 0.691" OD x 0.07"
8	87016478		2 HEX SOC SCREW M6 x 10mm, Cl 12.9, Full Thd
9	86598046		1 PLUG Hex Soc, M18 x 1.5, ORB
10	87283879		2 SEALING WASHER Bleed Screw
11	87035492		4 HEX SOC SCREW M6 x 40mm, Cl 12.9
12	9993141		4 O-RING 0.364" ID x 0.504" OD x 0.07"
13	NSS		1 NOT SERVICED SEPARATELY Jam Nut, Incl In 4
			7230 8230 9230

27.550.AJ

p1

10/201
3

REAR AXLE ASSY, STANDARD

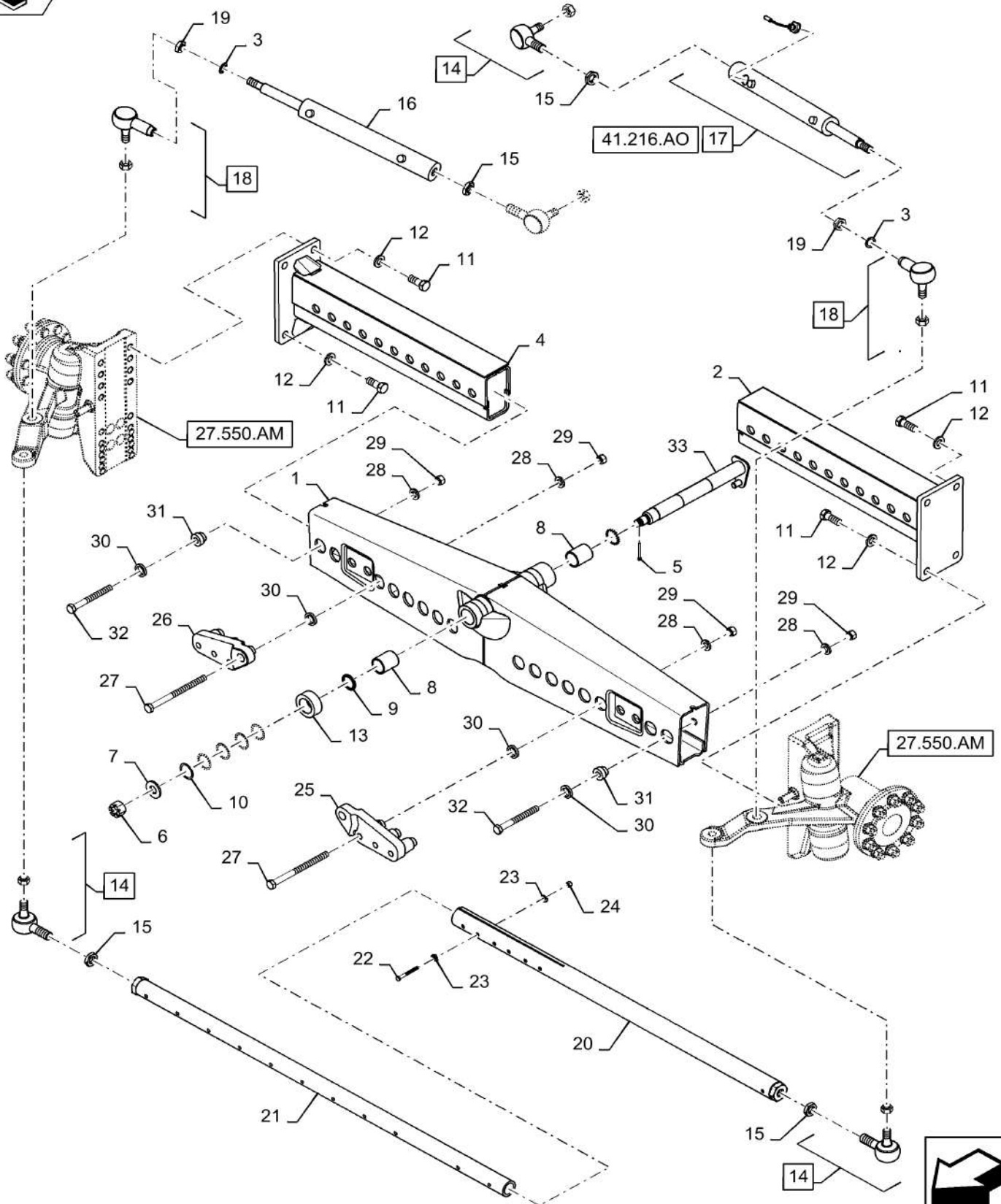


REAR AXLE ASSY, STANDARD

REF FN	PART NUMBER	YR/SN	QTY DESCRIPTION
1	84559330		1 AXLE Center, Non Powered
2	84527547		1 AXLE Extension, LH
3	{84571015}		2 Lock Washer
4	84527542		1 AXLE Extension, RH
5	130016		1 COTTER PIN M6.3 x 63
6	390822		1 SLOTTED NUT M30 x 1.5, CI 8
7	327802		1 WASHER M31 x 65 x 6
8	84334438		2 BUSHING 70mm X 50mm OD
9	84069736		2 SEALING RING Lip, 50mm ID
10	539450		5 SHIM 0.5mm Thk
11	84141241		8 BOLT Hex, M24 x 3 x 60mm, CI 12.9
12	84015771		8 WASHER 45mm OD X 25mm ID
13	87284194		1 SPACER Pivot Pin, 35mm
14	84073399		4 BALL JOINT M24 X 1.5 Thread, Incl Nut (NSS)
15	100034		4 NUT M30 x 1.5, CI 8
16	84814043		2 STEERING CYLINDER Standard, See Page 41.216.AO For Seal Kit
17	84370626		1 HYDRAULIC CYLINDER Autoguidance, Incl Sensor (NSS), See Page 41.216.AO For Seal Kit
18	84814042		2 BALL JOINT M24 X 1.5 Thread, Incl Nut (NSS)
19	412321		2 NUT M26 x 1.5, CI 8
20	84074075		1 TRACK ROD ASSY LH
21	84074074		1 TRACK ROD ASSY RH
22	120074		3 BOLT Hex, M10 x 90, 8.8
23	379401		6 CLAMP Half Moon
24	412141		3 NUT M10 x 1.5, CI 8
25	84435031		1 SUPPORT LH
26	84435034		1 SUPPORT RH
27	84037083		6 BOLT Hex, M20 x 260mm, CI 8.8
28	9850384		10 WASHER M23 x 40 x 0.5, HT
29	84100564		10 LOCK NUT M20, GC

7230 8230 9230

REAR AXLE ASSY, STANDARD



27.550.AJ

p2

10/201
3

REAR AXLE ASSY, STANDARD

REF FN	PART NUMBER	YR/SN	QTY DESCRIPTION
30	84334526		6 WASHER M33 x 47 x 8
31	84334525		4 BUSHING Top Hat, 21mm ID, 32mm OD
32	412290		4 BOLT Hex, M20 x 2.5 x 180mm, Cl 8.8
33	84074397		1 SHAFT Center Pivot

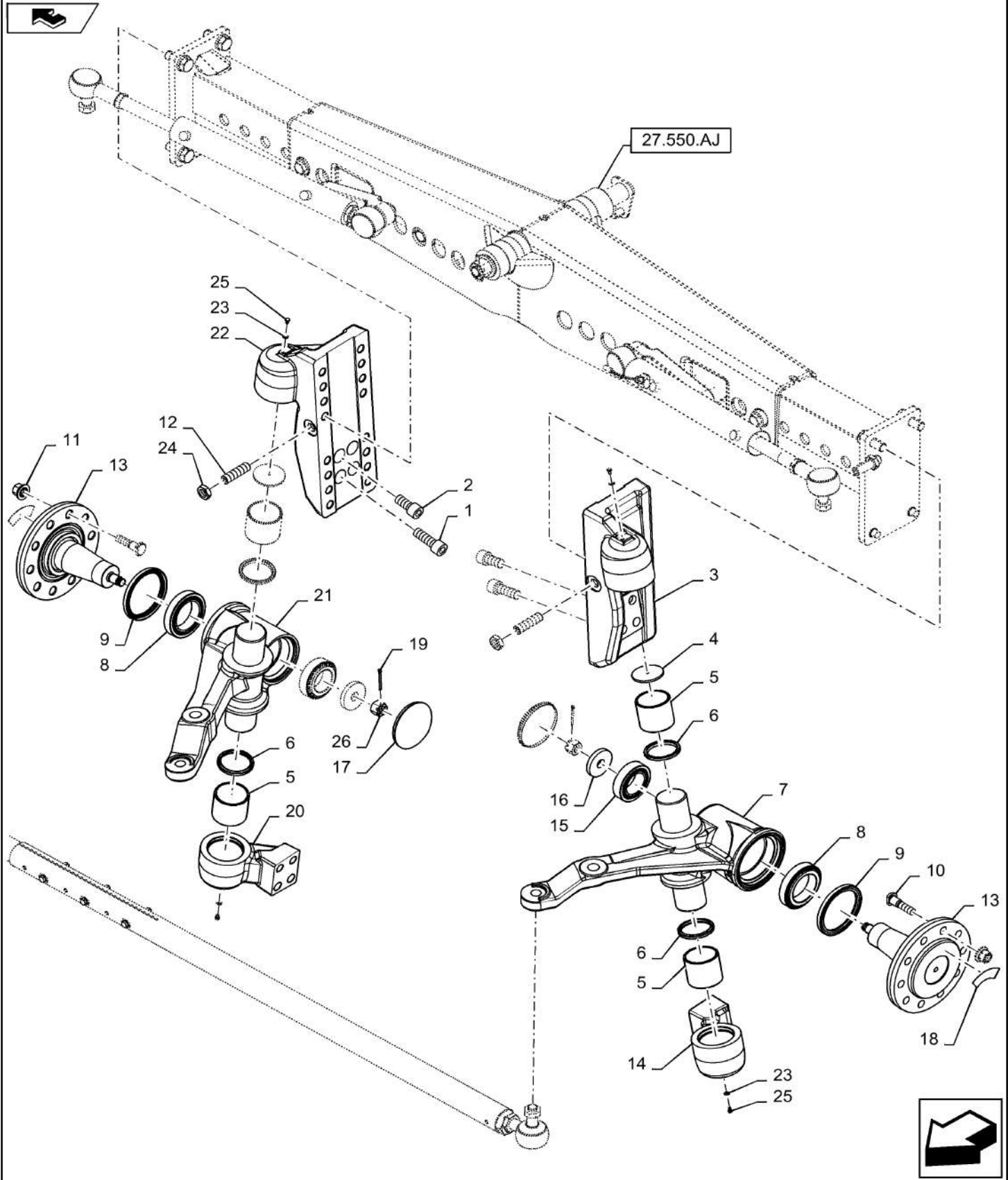
7230 8230 9230

27.550.AM

p1

10/201
3

REAR AXLE, STEERING KNUCKLE, HUB, STANDARD



REAR AXLE, STEERING KNUCKLE, HUB, STANDARD

REF FN	PART NUMBER	YR/SN	QTY DESCRIPTION
1	84069505		4 BOLT Hex Skt, Shoulder, M24 x 2 x 70mm, CI 8.8
2	84069447		4 HEX SOC SCREW M24 x 2 x 50, CI 8.8
3	84446945		1 SUPPORT Bushing, LH
4	84074068		2 DISC 82mm OD
5	84064163		4 BUSHING 80mm X 80mm OD
6	84069731		4 SEALING RING Lip, 80mm ID
7	84448541		1 STEERING KNUCKLE LH
8	84068654		2 TAPERED ROLLER BEARING Tapped
9	84454949		2 SEALING RING 35mm x 52mm x 7mm
10	84443588		20 WHEEL BOLT M20 x 76, CI 10.9
11	84062511		20 WHEEL NUT M20
12	87035522		2 SET SCREW Hex Soc, M24 x 85, Flat Pt
13	84448564		2 FLANGE Axle
14	84446948		1 SUPPORT Bushing, LH
15	84068653		2 TAPERED ROLLER BEARING
16	84064952		2 WASHER M25 x 80 x 12
17	84429450		2 COVER Dome, 130mm
18	87108677		2 DECAL Wheel Bolt Torque
19	432-1232		2 COTTER PIN 3/16" x 2"
20	84446949		1 SUPPORT Bushing, RH
21	84448540		1 STEERING KNUCKLE RH
22	84446947		1 SUPPORT Bushing, RH
23	446307		4 SEALING RING 13MM OD
24	10717921		2 THIN NUT Thin, M24 x 3, CI 05
25	378056		4 SCREW Hex, M6 x 1 x 10mm, CI 8.8, Full Thd
26	309090		2 SLOTTED NUT M24 x 1.5, CI 8
			7230 8230 9230

SECTION INDEX

Hydrostatic drive

29.100.AB	01	HYDROSTATIC PUMP, PTO
29.100.AB	02	HYDROSTATIC PUMP, COMPONENTS
29.100.AO	01	HYDROSTATIC PUMP, HYDRAULIC SYSTEM, DRIVE
29.100.AO	02	HYDROSTATIC PUMP, HYDRAULIC SYSTEM, DRIVE 125CC
29.100.AO	03	HYDROSTATIC PUMP, HYDRAULIC SYSTEM, DRIVE, VARIABLE
29.218.AD		VALVE ASSEMBLY- LATERAL TILT FEEDER
29.218.AH		HYDROSTATIC MOTOR, 107CC OR 125CC
29.300.AF		MOTOR, HYDROSTATIC, PRA
29.300.AK		HYDRAULIC VALVE, PGA
29.300.AP	01	HYDRAULIC SYSTEM, REAR AXLE PGA
29.300.AP	02	DUAL SPEED PRA AXLE
29.300.AP	02	HYDRAULIC SYSTEM, REAR AXLE, PRA
29.300.AP	03	PLUGS, LESS POWERED REAR AXLE
29.300.AT		DUAL SPEED - POWERED REAR AXLE

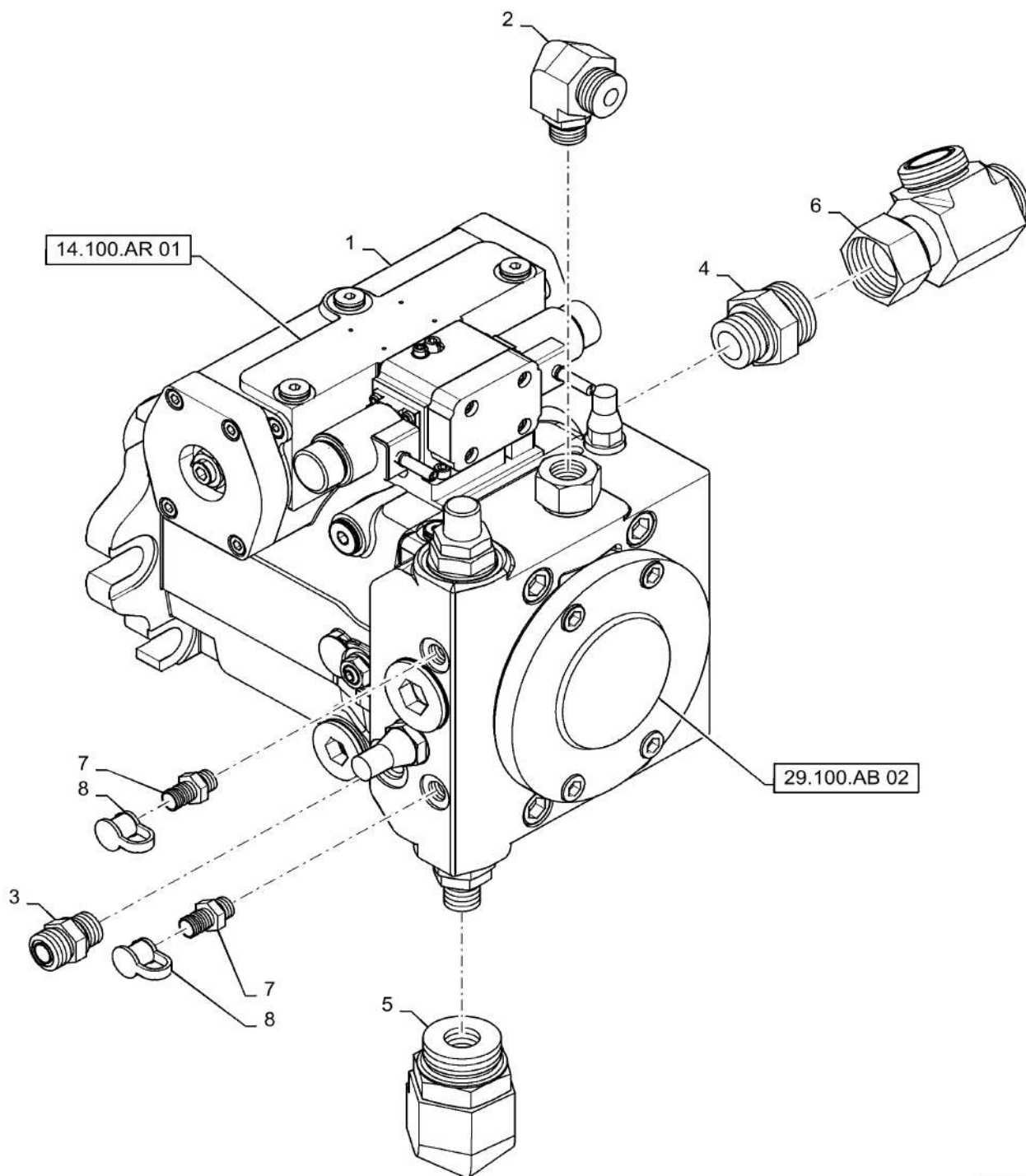
29.100.AB

01

p1

10/201
3

HYDROSTATIC PUMP, PTO



29.100.AB

01

p1

10/201
3**HYDROSTATIC PUMP, PTO**

REF FN	PART NUMBER	YR/SN	QTY DESCRIPTION
1	87634754		1 HYDROSTATIC PUMP 125 CC
2	86579695		1 ELBOW 90°, 1 3/16"-12 ORFS x M22 x 1.5 ORB
3	86579680		1 HYD CONNECTOR 1"-14 ORFS x M22 x 1.5 ORB
4	86579684		1 HYD CONNECTOR 1 11/16"-12 ORFS x M33 x 2 ORB
5	87022817		1 FITTING 90 Adjustable 30MM ORFS X M48 ORB
6	201-448		1 TEE 1 11/16"-12 ORFS x 1 11/16"-12 Sw Run
7	84320565		2 COUPLING M14 x 1.5 Diagnostic Coupler
8	86502604		2 DUST CAP Rubber
			7230 8230 9230

29.100.AB

02

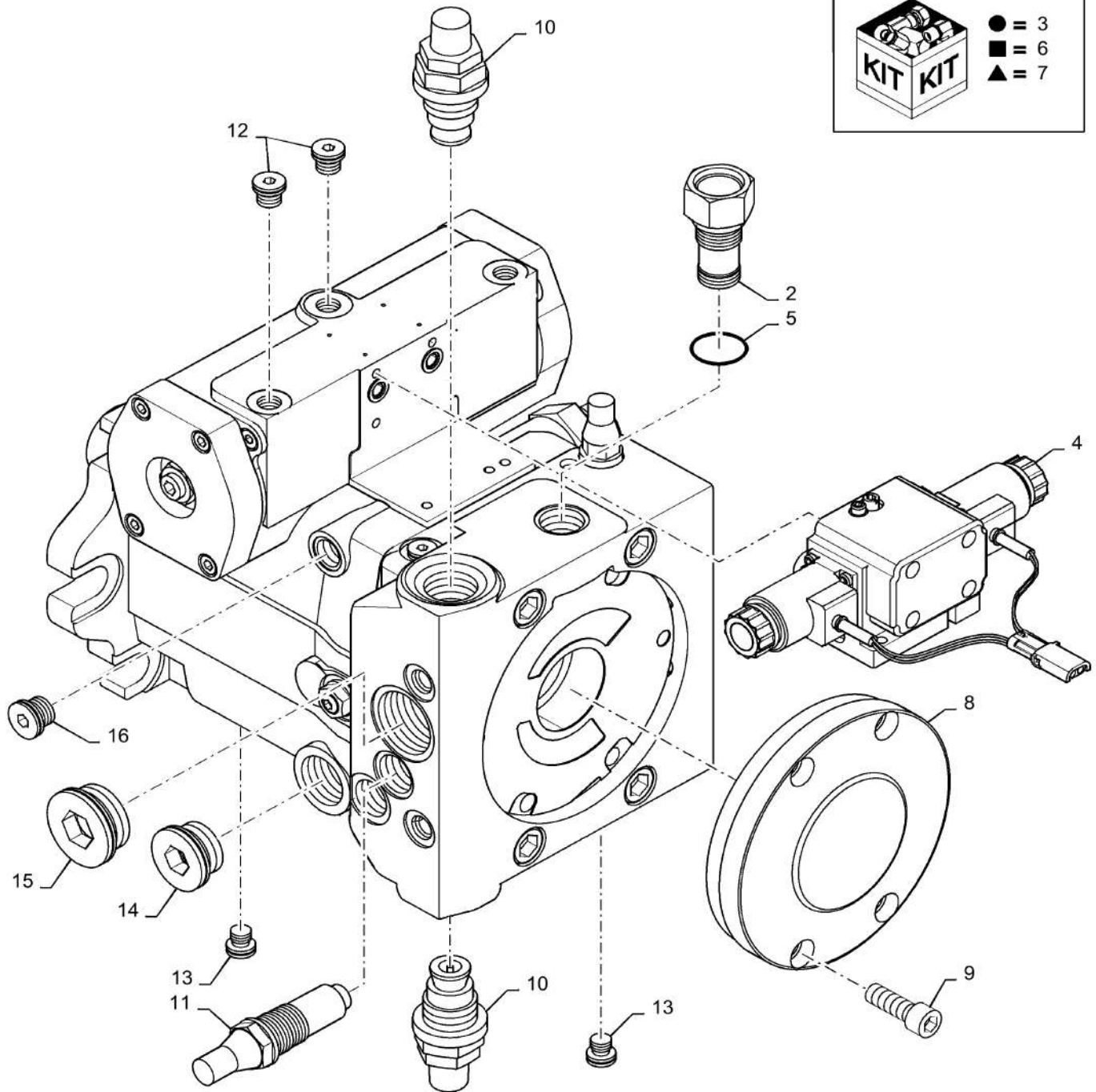
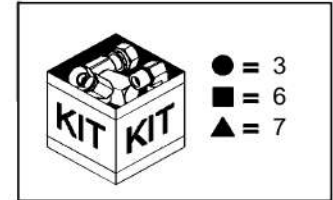
p1

10/201
3

HYDROSTATIC PUMP, COMPONENTS



1



29.100.AB

02

p1

10/201
3**HYDROSTATIC PUMP, COMPONENTS**

REF FN	PART NUMBER	YR/SN	QTY DESCRIPTION
1	87634754		1 HYDROSTATIC PUMP 125CC, Complete, Incl 1 - 16
2	87651797		1 ADAPTER M26X1.5 To M27X2
3	87654434		1 SEAL KIT Internal Gear Pump
4	87696316		1 MODULE Valve Control
5	271913		1 O-RING -119, 90 Duro, .924" ID x .103" Thk
6	87696330		1 SEAL KIT Control Module
7	87695722		1 SEAL KIT Drive Shaft
8	84148630		1 PUMP Charge Pump, Includes O-Ring (NSS)
9	14422134		4 HEX SOC SCREW Hex Soc Hd, M12 x 35, 10.9
10	87702284		2 PRESSURE RELIEF VALVE Main, 490 bar
11	87702285		1 VALVE, PRESSURE RELI Charge, 30 bar
12	86598044		3 PLUG Hex Soc, M14 x 1.5, ORB
13	86598043		4 PLUG Hex Soc, M12 x 1.5, ORB
14	86583482		1 HEX SOCKET PLUG M33 x 2
15	86583483		1 PLUG Hex Socket ORB M42 X 2
16	86598046		1 PLUG Hex Soc, M18 x 1.5, ORB

7230 8230 9230

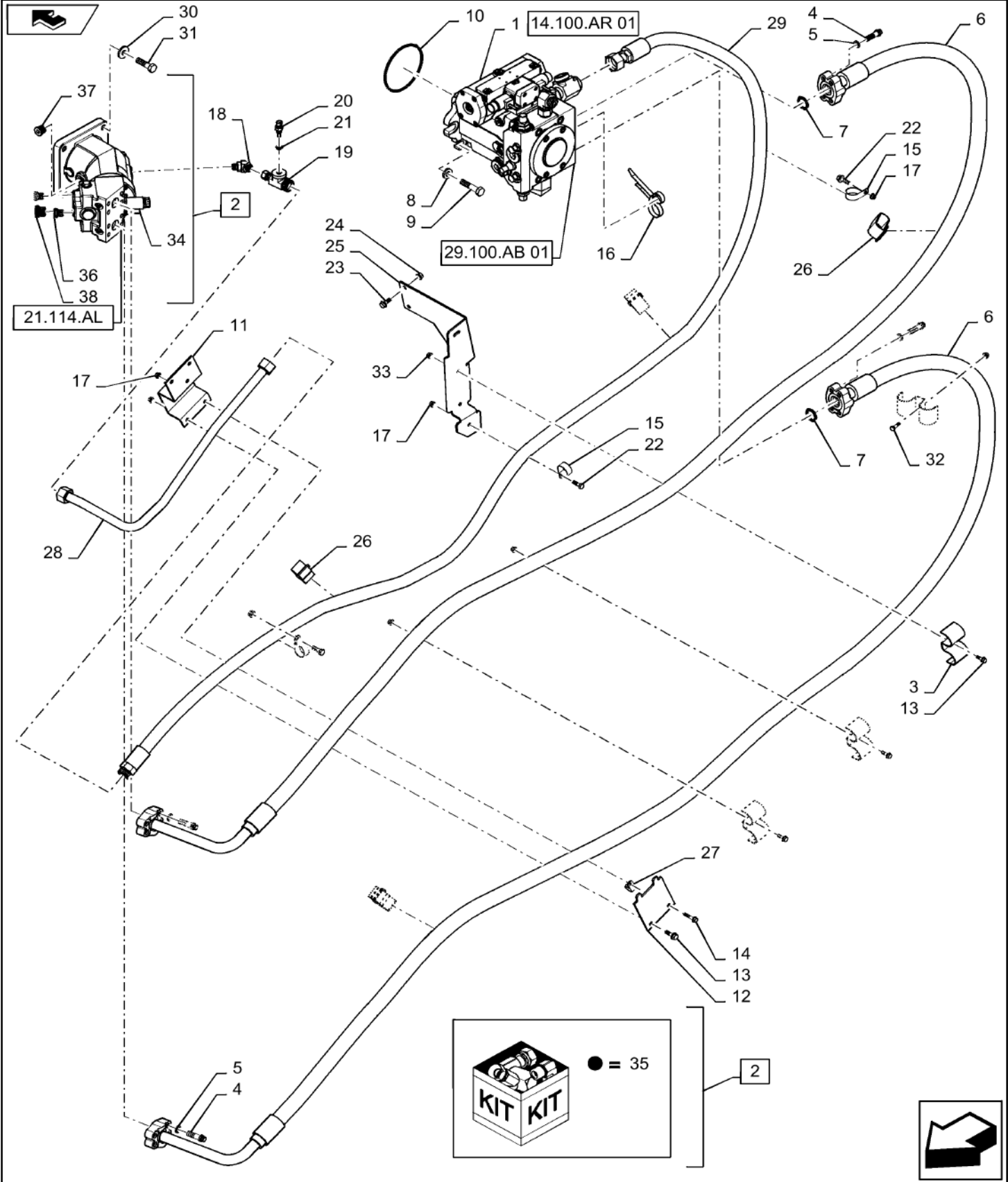
29.100.AO

01

p1

10/201
3

HYDROSTATIC PUMP, HYDRAULIC SYSTEM, DRIVE



29.100.AO

01

p1

10/201
3**HYDROSTATIC PUMP, HYDRAULIC SYSTEM, DRIVE**

REF FN	PART NUMBER	YR/SN	QTY DESCRIPTION
1	NS		1 NOT SERVICED Hydrostatic Pump
2	84168176		1 HYDROSTATIC MOTOR Ground Drive, Fixed 107cc, Incl 34 - 38
3	84444101		4 CLAMP Hose
4	87680388		16 WASHER HTS, M15 x 23 x 2.6
5	87680393		16 12 PT SCREW M14 x 2 x 45mm, Class 12.9
6	84162945		2 HOSE ASSY. Ground Drive, High Pressure
7	235757		4 O-RING 1.484" ID x 1.762" OD x 0.139"
8	86639326		4 WASHER M17.5 x 34 x 5, HT
9	87341990		4 BOLT M16 X 70mm 10.9
10	87017583		1 O-RING 5.987" ID x 6.193" OD x 0.103"
11	84069548		1 PLATE Hose Retention
12	84069549		1 PLATE Hose Retention
13	43127		3 BOLT Hex, M8 x 1.25 x 25mm, CI 8.8, Full Thd
14	87698834		1 BOLT Flange, M8 X 40mm 10.9
15	86637998		4 CLAMP 1 1/2", Insul, 3/8" Bolt
16	84386243		1 CLAMP Dual Tie, 490mm
17	86507066		8 FLANGE NUT M8 x 1.25, Flg, CI 10
18	86639056		1 ELBOW 45°, 13/16"-18 ORFS x M18 x 1.5 ORB
19	87668483		1 ORIFICE Tee W/ Embedded Orifice
20	86571273		1 SENSOR Hydraulic Temperature
21	86598099		1 O-RING 11.30mm ID x 2.20mm
22	87698833		7 BOLT Hvy Hex Flg, M8 x 25mm, CI 10.9, Full Thd
23	87698836		2 BOLT Hvy Hex Flg, M10 x 25mm, CI 10.9, Full Thd
24	86050279		2 FLANGE NUT M10 x 1.5, Flg, CI 10
25	47446318		1 BRACKET Hydro Hose Rear
			7230 8230 9230

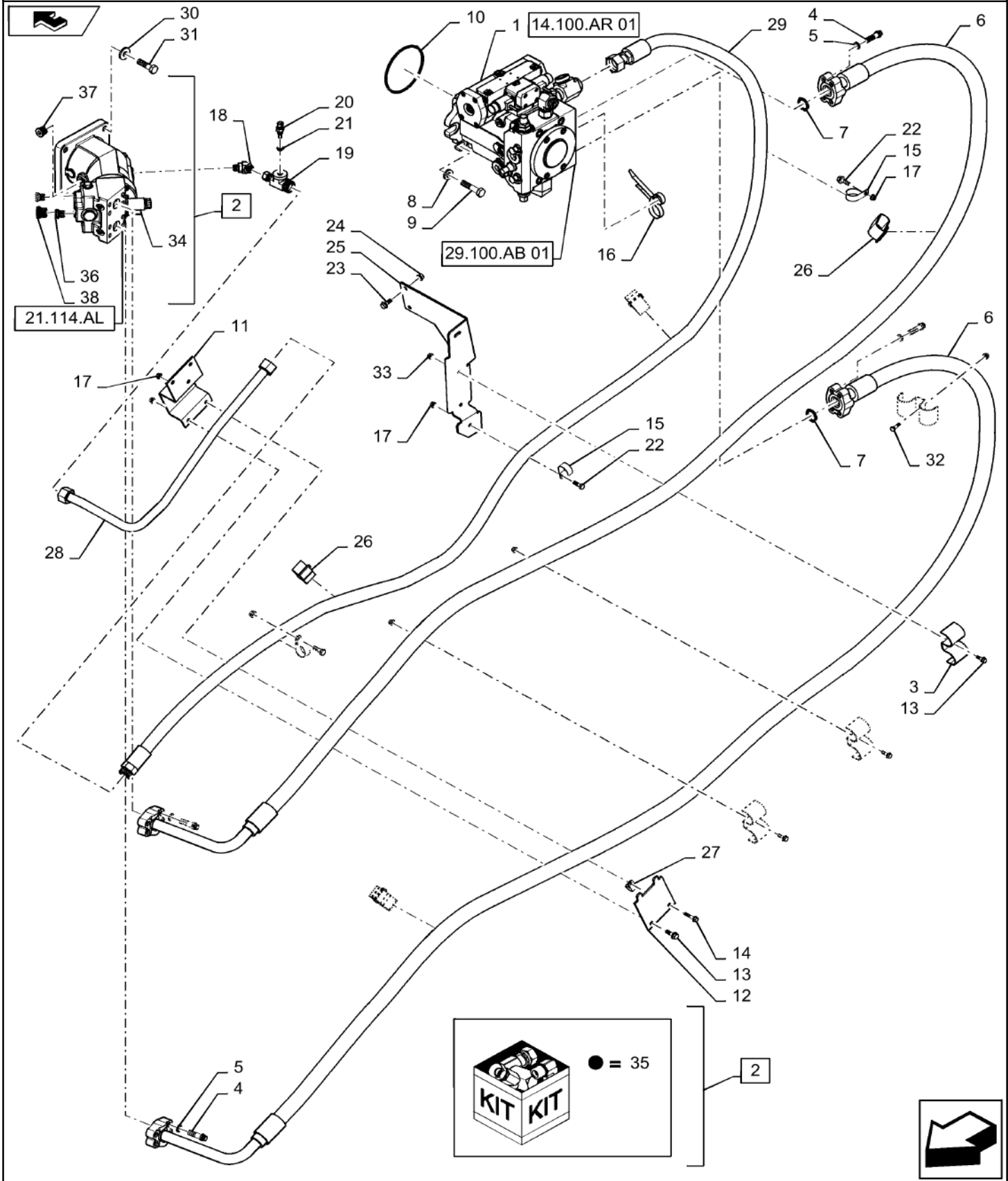
29.100.AO

01

p2

10/201
3

HYDROSTATIC PUMP, HYDRAULIC SYSTEM, DRIVE



29.100.AO

01

p2

10/201
3**HYDROSTATIC PUMP, HYDRAULIC SYSTEM, DRIVE**

REF FN	PART NUMBER	YR/SN	QTY DESCRIPTION
26	87108048		4 SECURING STRAP Cinch
27	9827902		1 CLAMP 1", Insul, 3/8" Bolt
28	84169441		1 HYD. TUBE 25 mm OD Hydraulic Motor Case Drain
29	84170752		1 HOSE ASSY. Ground Drive Case
30	84058945		4 WASHER 16.5mm ID X 41mm OD
31	87022685		4 BOLT Hex, M16 x 55mm, CI 10.9, Full Thd
32	43128		1 BOLT Hex, M8 x 1.25 x 30.00mm, CI 8.8, ZND
33	87681210		4 FLANGE NUT Hex, M8, CI 10
34	84179973		1 HYDRAULIC VALVE Hydraulic Motor Flushing
35	84190056		1 SEAL KIT Services 2
36	86598043		1 PLUG Hex Soc, M12 x 1.5, ORB
37	86598046		1 PLUG Hex Soc, M18 x 1.5, ORB
38	86598047		1 PLUG Hex Soc, M22 x 1.5, ORB
			7230 8230 9230

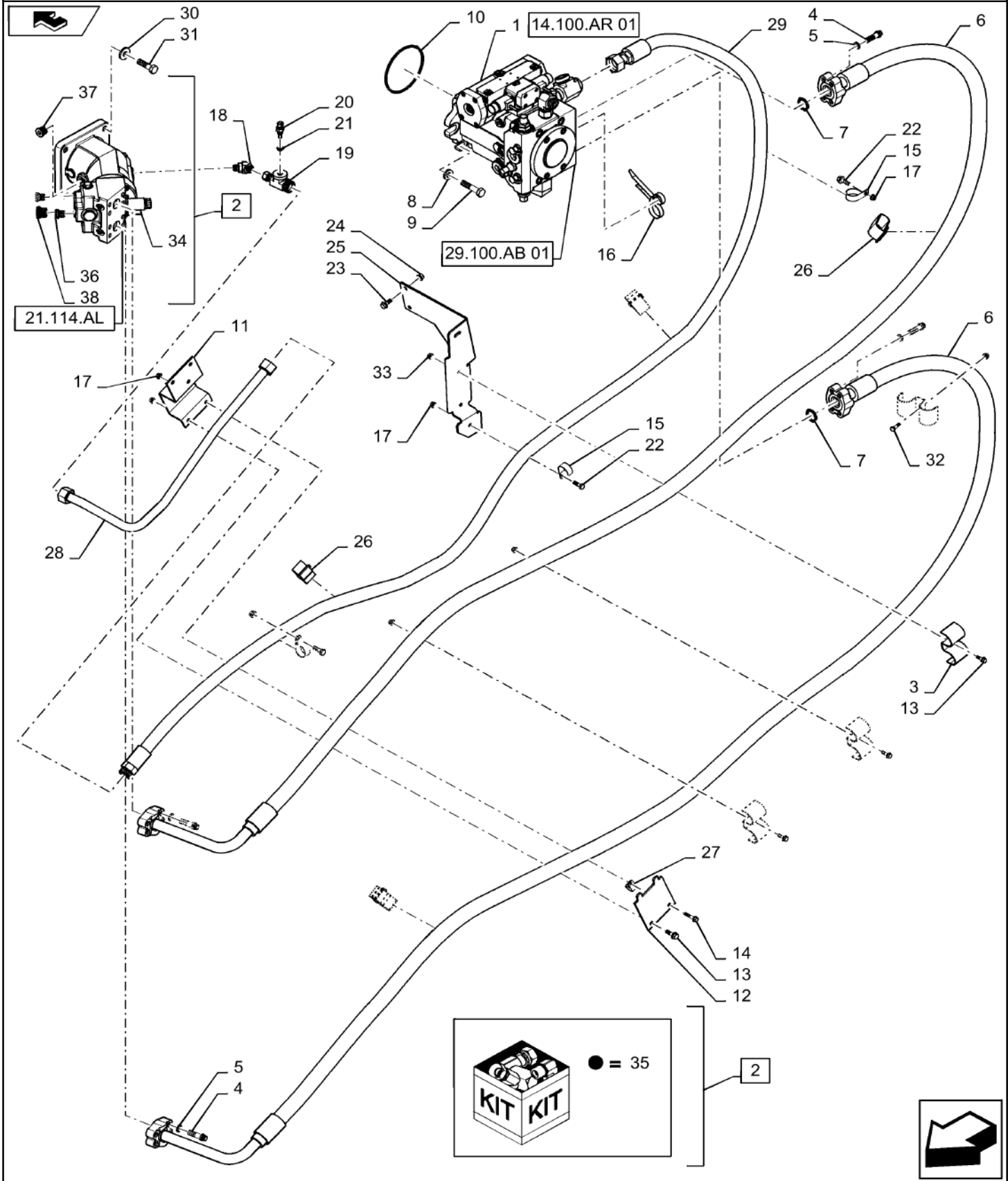
29.100.AO

02

p1

10/201
3

HYDROSTATIC PUMP, HYDRAULIC SYSTEM, DRIVE 125CC



29.100.AO

02

p1

10/201
3**HYDROSTATIC PUMP, HYDRAULIC SYSTEM, DRIVE 125CC**

REF FN	PART NUMBER	YR/SN	QTY DESCRIPTION
1	NS		1 NOT SERVICED Hydrostatic Pump
2	84168175		1 HYDROSTATIC MOTOR Ground Drive, 125CC, Incl 34 - 38
3	84444101		4 CLAMP Hose
4	87680388		16 WASHER HTS, M15 x 23 x 2.6
5	87680393		16 12 PT SCREW M14 x 2 x 45mm, Class 12.9
6	84162945		2 HOSE ASSY. Ground Drive, High Pressure
7	235757		4 O-RING 1.484" ID x 1.762" OD x 0.139"
8	86639326		4 WASHER M17.5 x 34 x 5, HT
9	87341990		4 BOLT M16 X 70mm 10.9
10	87017583		1 O-RING 5.987" ID x 6.193" OD x 0.103"
11	84069548		1 PLATE Hose Retention
12	84069549		1 PLATE Hose Retention
13	43127		3 BOLT Hex, M8 x 1.25 x 25mm, CI 8.8, Full Thd
14	87698834		1 BOLT Flange, M8 X 40mm 10.9
15	86637998		4 CLAMP 1 1/2", Insul, 3/8" Bolt
16	84386243		1 CLAMP Dual Tie, 490mm
17	86507066		8 FLANGE NUT M8 x 1.25, Flg, CI 10
18	86639056		1 ELBOW 45°, 13/16"-18 ORFS x M18 x 1.5 ORB
19	87668483		1 ORIFICE Tee W/ Embedded Orifice
20	86571273		1 SENSOR Hydraulic Temperature
21	86598099		1 O-RING 11.30mm ID x 2.20mm
22	87698833		7 BOLT Hvy Hex Flg, M8 x 25mm, CI 10.9, Full Thd
23	87698836		2 BOLT Hvy Hex Flg, M10 x 25mm, CI 10.9, Full Thd
24	86050279		2 FLANGE NUT M10 x 1.5, Flg, CI 10
25	47446318		1 BRACKET Hydro Hose Rear

7230 8230 9230

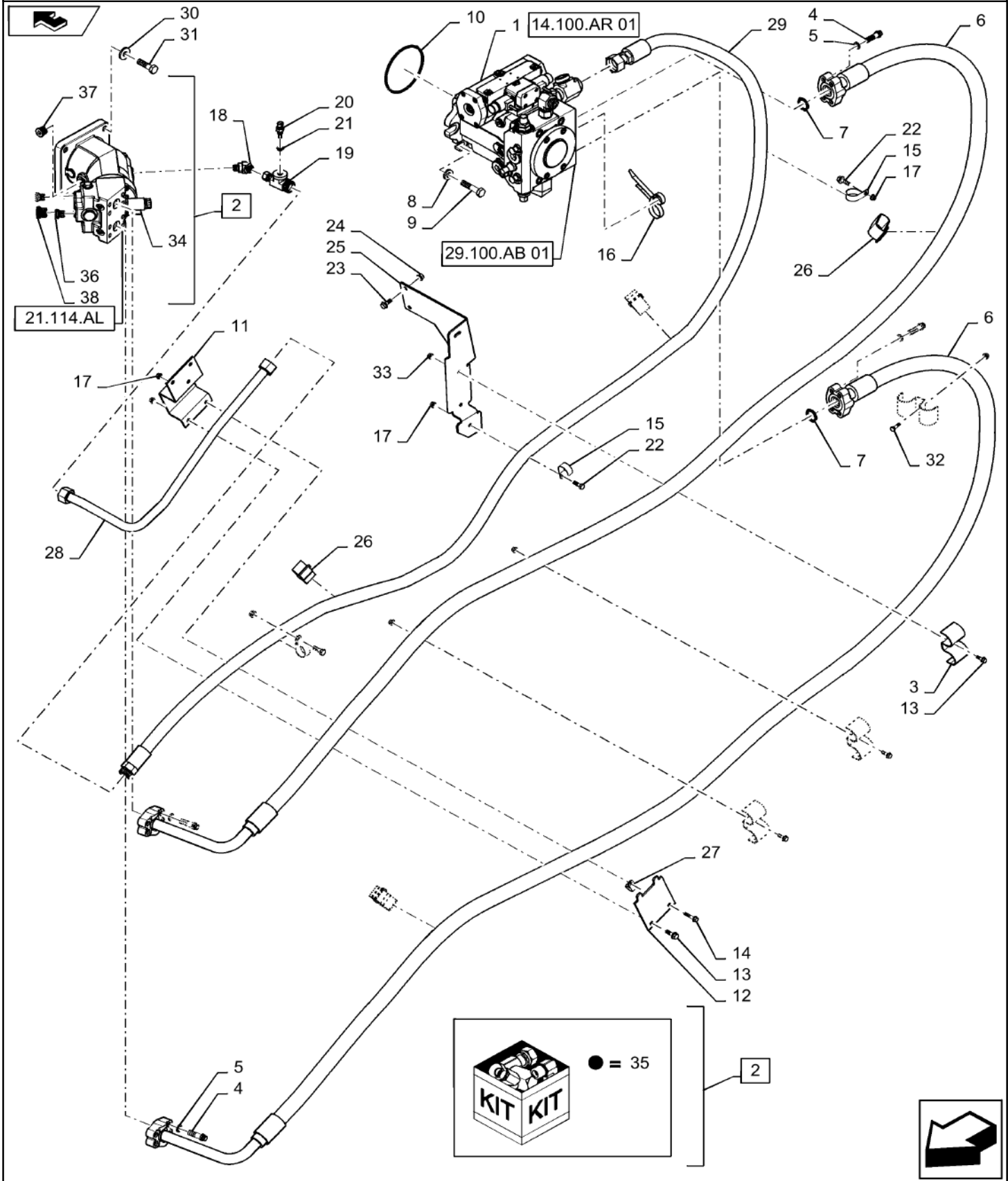
29.100.AO

02

p2

10/201
3

HYDROSTATIC PUMP, HYDRAULIC SYSTEM, DRIVE 125CC



29.100.AO

02

p2

10/201
3**HYDROSTATIC PUMP, HYDRAULIC SYSTEM, DRIVE 125CC**

REF FN	PART NUMBER	YR/SN	QTY DESCRIPTION
26	87108048		4 SECURING STRAP Cinch
27	9827902		1 CLAMP 1", Insul, 3/8" Bolt
28	84169441		1 HYD. TUBE 25 mm OD Hydraulic Motor Case Drain
29	84170752		1 HOSE ASSY. Ground Drive Case
30	84058945		4 WASHER 16.5mm ID X 41mm OD
31	87022685		4 BOLT Hex, M16 x 55mm, CI 10.9, Full Thd
32	43128		1 BOLT Hex, M8 x 1.25 x 30.00mm, CI 8.8, ZND
33	87681210		4 FLANGE NUT Hex, M8, CI 10
34	84179973		1 HYDRAULIC VALVE Hydraulic Motor Flushing
35	84190056		1 SEAL KIT Services 2
36	86598043		1 PLUG Hex Soc, M12 x 1.5, ORB
37	86598046		1 PLUG Hex Soc, M18 x 1.5, ORB
38	86598047		1 PLUG Hex Soc, M22 x 1.5, ORB
			7230 8230 9230

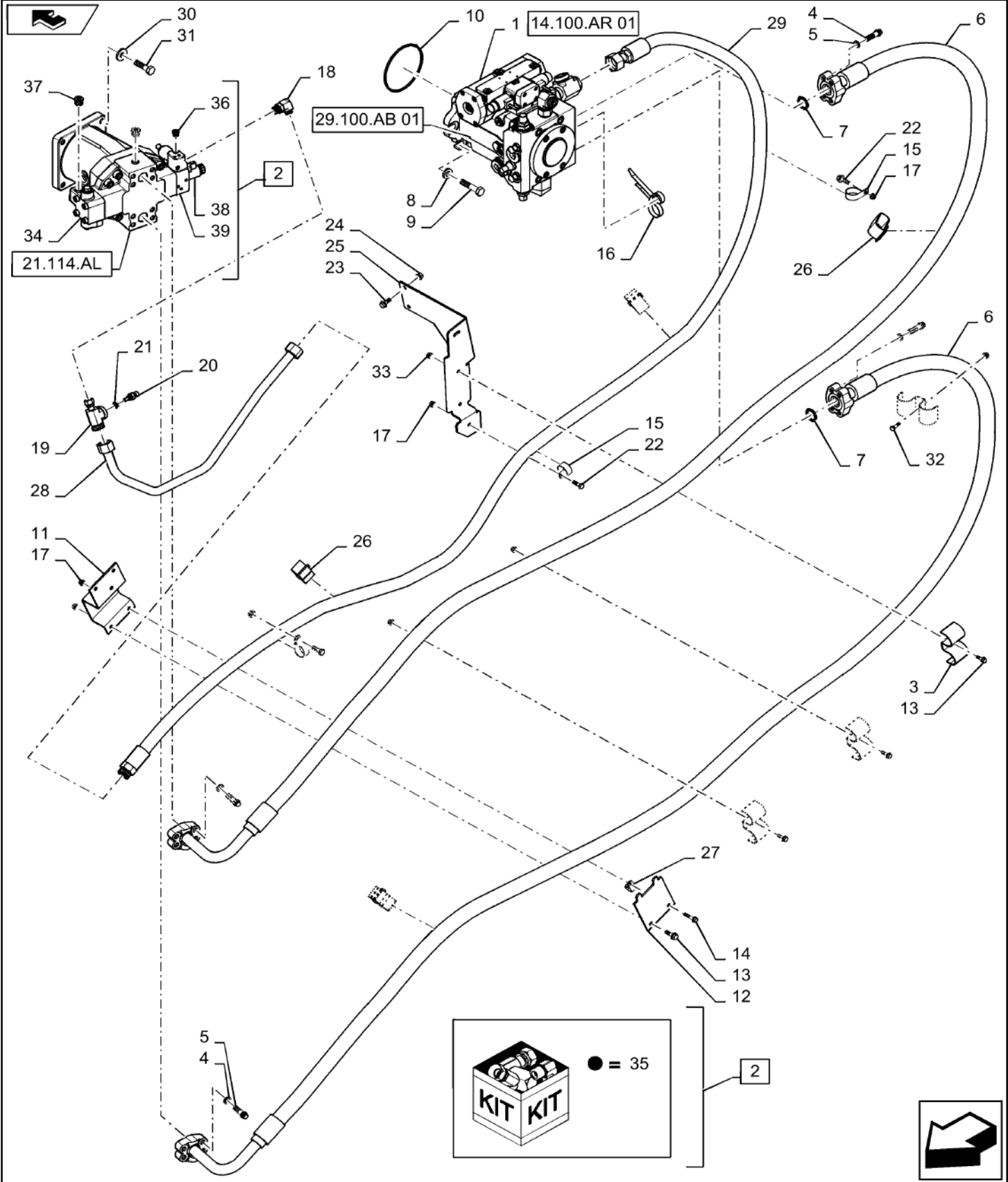
29.100.AO

03

p1

10/201
3

HYDROSTATIC PUMP, HYDRAULIC SYSTEM, DRIVE, VARIABLE VOLUME PUMP MODELS



29.100.AO

03

p1

10/201
3**HYDROSTATIC PUMP, HYDRAULIC SYSTEM, DRIVE, VARIABLE VOLUME PUMP MODELS**

REF FN	PART NUMBER	YR/SN	QTY DESCRIPTION
1	NS		1 NOT SERVICED Hydrostatic Pump
2	84533661		1 HYDROSTATIC MOTOR Ground Drive, Variable Displacement, Incl 34 - 39
3	84444101		4 CLAMP Hose
4	87680388		16 WASHER HTS, M15 x 23 x 2.6
5	87680393		16 12 PT SCREW M14 x 2 x 45mm, Class 12.9
6	84533263		2 HYDRAULIC HOSE Ground Drive, Variable Hydro Drive
7	235757		4 O-RING 1.484" ID x 1.762" OD x 0.139"
8	86639326		4 WASHER M17.5 x 34 x 5, HT
9	87341990		4 BOLT M16 X 70mm 10.9
10	87017583		1 O-RING 5.987" ID x 6.193" OD x 0.103"
11	84069548		1 PLATE Hose Retention
12	84069549		1 PLATE Hose Retention
13	43127		3 BOLT Hex, M8 x 1.25 x 25mm, Cl 8.8, Full Thd
14	87698834		1 BOLT Flange, M8 X 40mm 10.9
15	86637998		4 CLAMP 1 1/2", Insul, 3/8" Bolt
16	84386243		1 CLAMP Dual Tie, 490mm
17	86507066		8 FLANGE NUT M8 x 1.25, Flg, Cl 10
18	86579692		1 ELBOW 90°, 13/16"-18 ORFS x M22 x 1.5 ORB
19	87668483		1 ORIFICE Tee W/ Embedded Orifice
20	86571273		1 SENSOR Hydraulic Temperature
21	86598099		1 O-RING 11.30mm ID x 2.20mm
22	87698833		7 BOLT Hvy Hex Flg, M8 x 25mm, Cl 10.9, Full Thd
23	87698836		2 BOLT Hvy Hex Flg, M10 x 25mm, Cl 10.9, Full Thd
24	86050279		2 FLANGE NUT M10 x 1.5, Flg, Cl 10
25	47446318		1 BRACKET Hydro Hose Rear
			7230 8230 9230

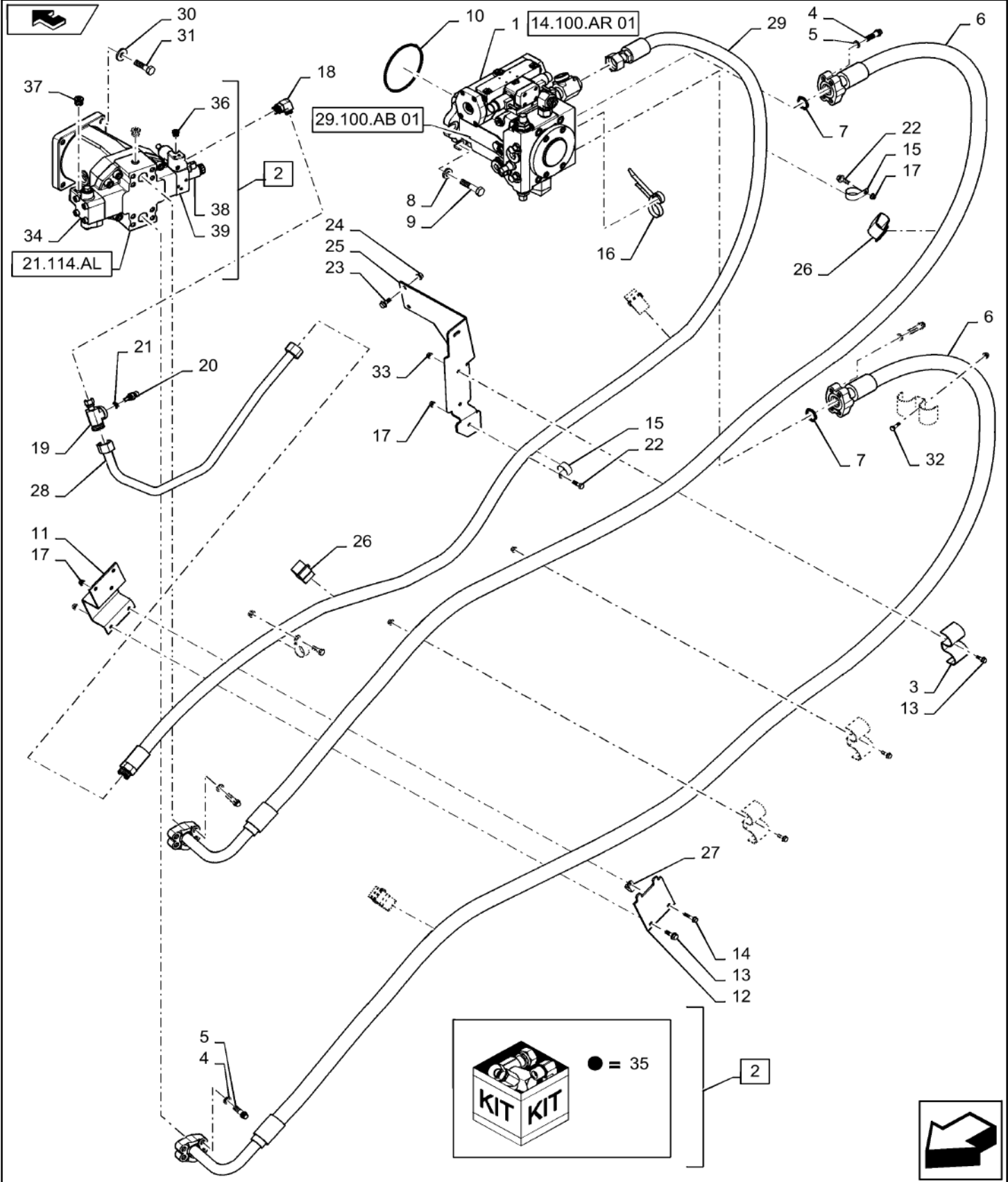
29.100.AO

03

p2

10/201
3

HYDROSTATIC PUMP, HYDRAULIC SYSTEM, DRIVE, VARIABLE VOLUME PUMP MODELS



29.100.AO

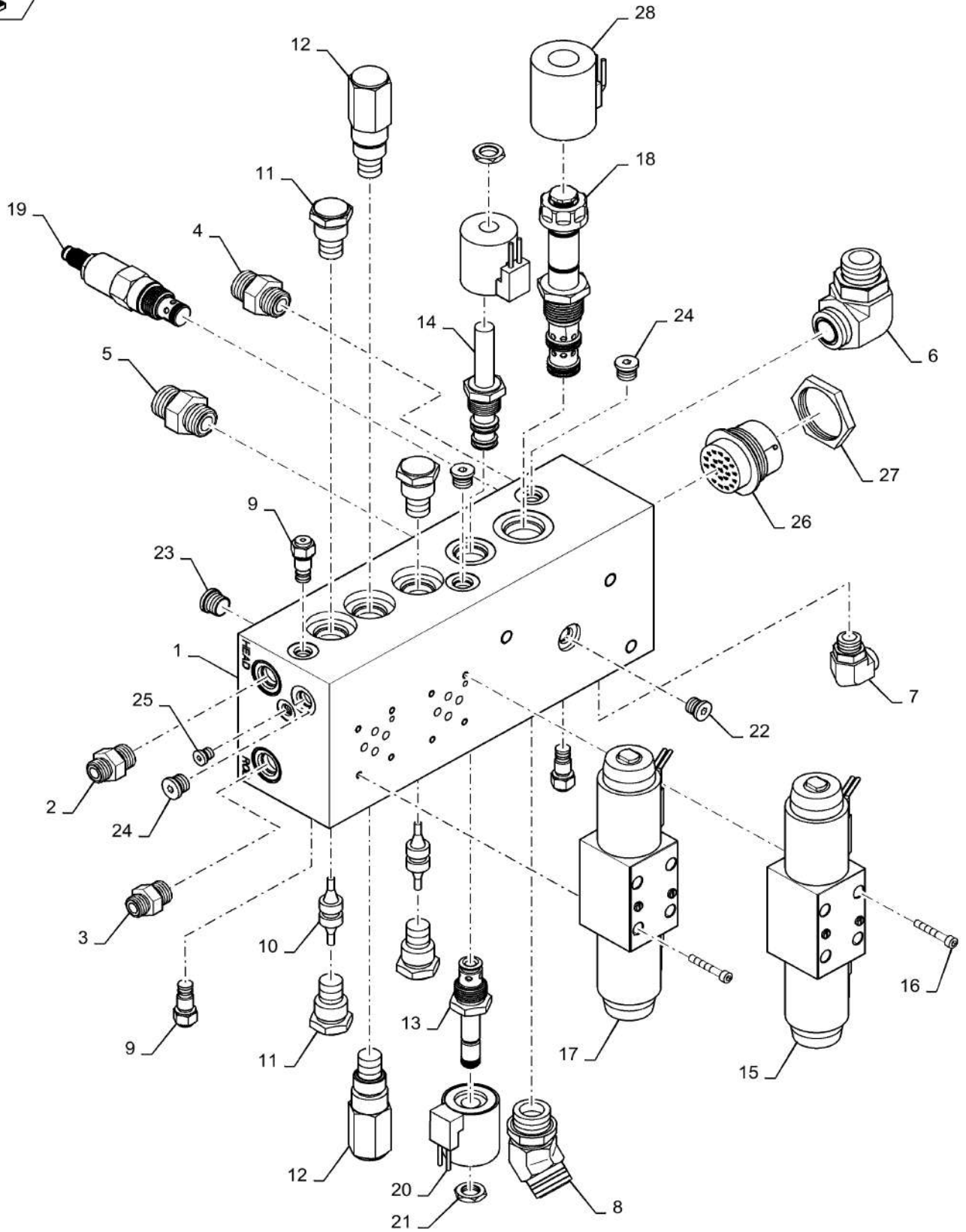
03

p2

10/201
3**HYDROSTATIC PUMP, HYDRAULIC SYSTEM, DRIVE, VARIABLE VOLUME PUMP MODELS**

REF FN	PART NUMBER	YR/SN	QTY DESCRIPTION
26	87108048		4 SECURING STRAP Cinch
27	9827902		1 CLAMP 1", Insul, 3/8" Bolt
28	84198520		1 RIGID TUBE Hydraulic Motor Case Drain
29	84170752		1 HOSE ASSY. Ground Drive Case
30	84058945		4 WASHER 16.5mm ID X 41mm OD
31	87022685		4 BOLT Hex, M16 x 55mm, CI 10.9, Full Thd
32	43128		1 BOLT Hex, M8 x 1.25 x 30.00mm, CI 8.8, ZND
33	87681210		4 FLANGE NUT Hex, M8, CI 10
34	84529582		1 VALVE Hydraulic Motor Flushing
35	87713161		1 REPAIR KIT Services 2
36	86598044		1 PLUG Hex Soc, M14 x 1.5, ORB
37	86598047		1 PLUG Hex Soc, M22 x 1.5, ORB
38	84389760		1 COIL Proportional Solenoid
39	84529583		1 CONTROL VALVE EP
			7230 8230 9230

VALVE ASSEMBLY- LATERAL TILT FEEDER

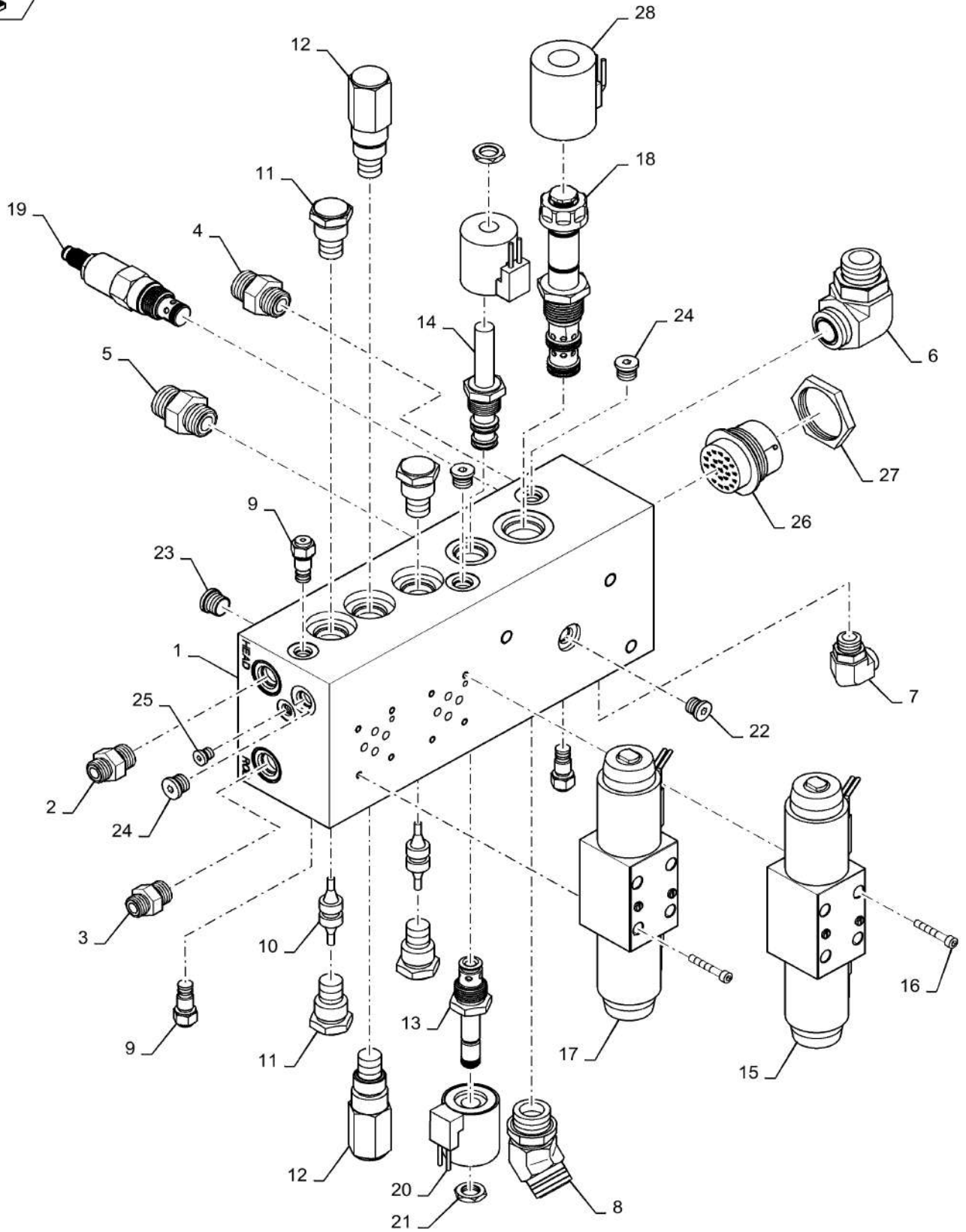


VALVE ASSEMBLY- LATERAL TILT FEEDER

REF FN	PART NUMBER	YR/SN	QTY DESCRIPTION
1	84300160		1 VALVE Complete Valve Without Fittings
2	86579672		3 HYD CONNECTOR 11/16"-16 ORFS x M16 x 1.5 ORB
3	86579675		2 HYD CONNECTOR 13/16"-16 ORFS x M16 x 1.5 ORB
4	86579678		1 HYD CONNECTOR 13/16"-16 ORFS x M22 x 1.5 ORB
5	86579680		1 HYD CONNECTOR 1"-14 ORFS x M22 x 1.5 ORB
6	87010650		1 ELBOW 90°, 1 7/16"-12 ORFS x M27 x 2 ORB
7	84431522		1 ELBOW 90°, 9/16"-18 ORFS x M12 x 1.5 ORB
8	86639055		1 ELBOW 45°, 1 3/16"-12 ORFS x M27 x 2 ORB
9	190704A1		3 VALVE, CHECK Check Valve, 30psi
10	149940C1		2 PISTON
11	87433998		4 CHECK VALVE
12	190986A1		2 PRESSURE RELIEF VALVE 3000 PSI
13	87436627		1 VALVE Reel Lower
14	190711A1		1 VALVE Reel Lift
15	87434014		1 CONTROL VALVE Reel Fore And Aft
16	281060		8 HEX SOC SCREW Hex Soc Hd, #10-24 x 1 1/4"
17	86995306		1 VALVE Lateral Tilt
18	87757015		1 VALVE Reel Drive
19	84303615		1 VALVE Relief, 2100 PSI
20	86995302		2 SOLENOID
21	195683A1		2 JAM NUT 1/2"-20, Thin
22	278548		1 PLUG Hex Soc, 7/16"-20 ORB
23	9625178		2 PLUG Hex Soc, 9/16"-18 ORB
24	87035062		4 PLUG Hex Soc, 1/2"-20 ORB
25	86632547		1 PLUG Hex Soc, 5/16"-24 ORB

7230 8230 9230

VALVE ASSEMBLY- LATERAL TILT FEEDER

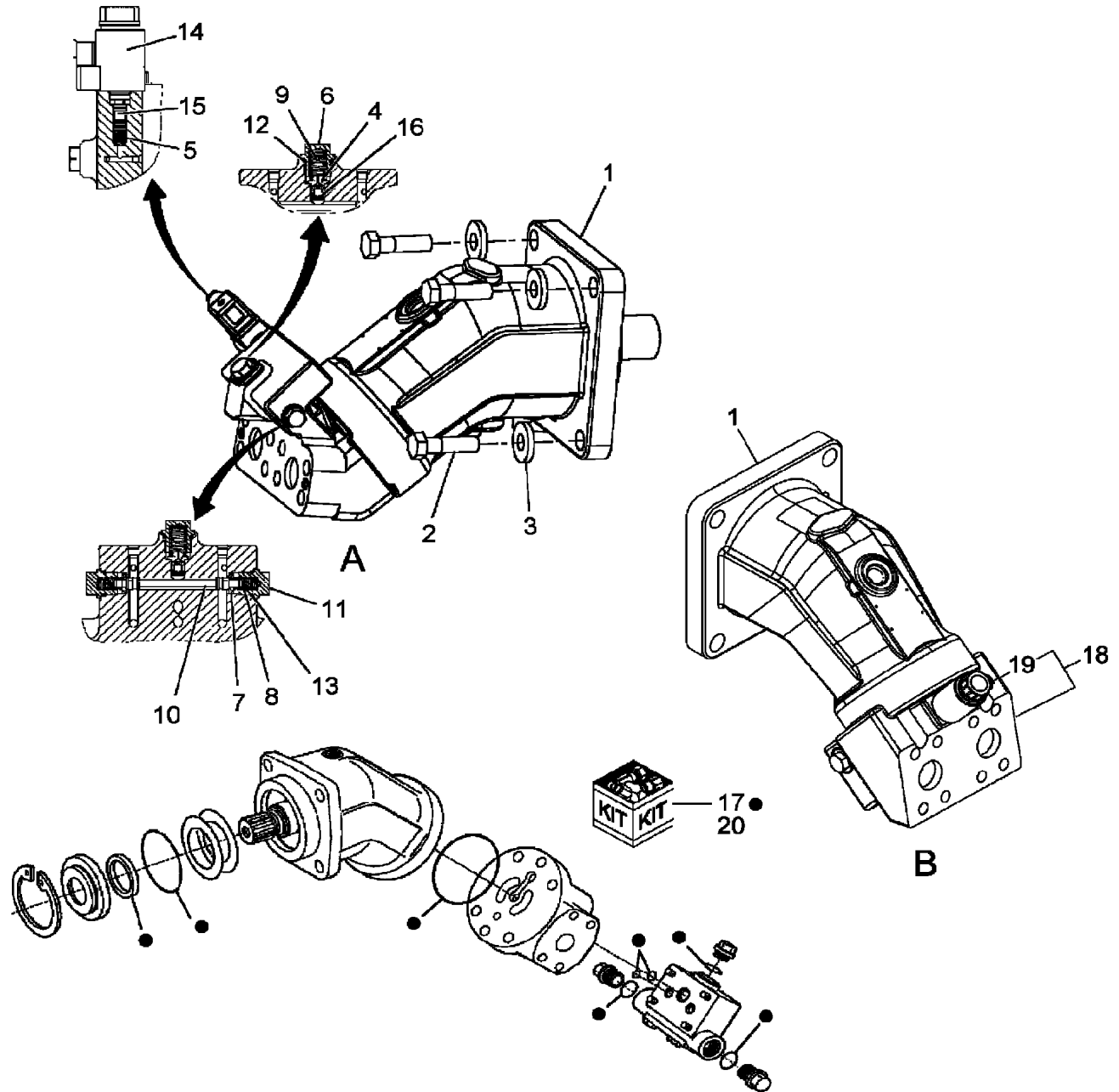


VALVE ASSEMBLY- LATERAL TILT FEEDER

REF FN	PART NUMBER	YR/SN	QTY DESCRIPTION
26	319151A1		1 CONNECTOR, ELEC 23 Cavity Receptacle
27	86619907		1 NUT 1.6875"-18
28	84304075		1 COIL

7230 8230 9230

HYDROSTATIC MOTOR, 107CC OR 125CC



HYDROSTATIC MOTOR, 107CC OR 125CC

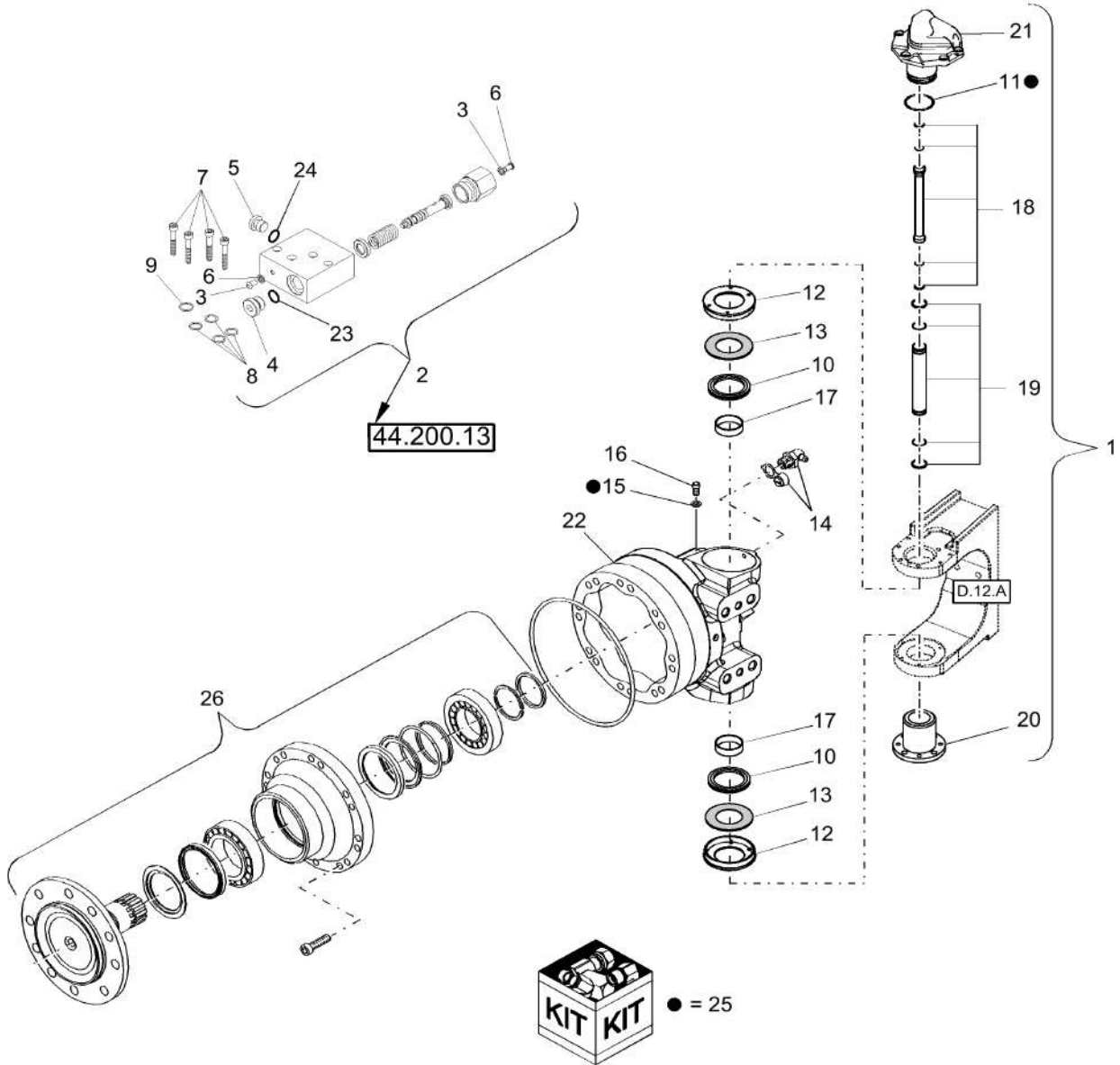
REF FN	PART NUMBER	YR/SN	QTY DESCRIPTION
1	84168176		1 HYDROSTATIC MOTOR 107CC, Standard Drive
1	84168175		1 HYDROSTATIC MOTOR 125CC, Planetary or Track Drive
	84168175R		1 REMAN-HYD MOTOR 7230, 8230, Both TIER 4 (1/13-)
	84168175C		REMAN-HYD MOTOR Return Number
2	87022685		4 BOLT Hex, M16 x 55mm, CI 10.9, Full Thd
3	84058945		4 WASHER
4	87702168		1 PISTON Valve
5	NSS		1 NOT SERVICED SEPARATELY Spring, Pressure
6	87702169		1 SCREW Lock
7	NSS		1 NOT SERVICED SEPARATELY Washer
8	NSS		1 NOT SERVICED SEPARATELY Spring
9	87702170		1 SPRING
10	NSS		1 NOT SERVICED SEPARATELY Piston, Flushing
11	NLS		1 NO LONGER SERVICED
12	70925929		1 O-RING -115, CI 8, .674" ID x .103" Thk
13	NSS		1 NOT SERVICED SEPARATELY
14	87686484		1 SOLENOID
15	NSS		1 NOT SERVICED SEPARATELY Piston, Control
16	87702171		1 RING Retaining
17	87696335		1 SEAL KIT Services Motor Type A
18	84179973		1 HYDRAULIC VALVE Flushing
19	87686484		1 SOLENOID
20	84190056		1 SEAL KIT Services Ref 1 Motor
			7230 8230 9230

29.300.AF

p1

10/201
3

MOTOR, HYDROSTATIC, PRA



MOTOR, HYDROSTATIC, PRA

REF FN	PART NUMBER	YR/SN	QTY DESCRIPTION
1	87281652		1 HYDRAULIC MOTOR L.H. Does Not Include Center Flange, See Page 44.200.12
	87281652R		1 REMAN-HYD MOTOR 7230, 8230 Both TIER 4 COMMON CAB (1/13-)
	87281652C		CORE-MOTOR HYDRAULIC Return Number
1 1	87661746		1 MOTOR, HYDRAULIC L.H. Does Not Include Center Flange, See Page 44.200.12
1	87281653		1 HYDRAULIC MOTOR R.H. Does Not Include Center Flange, See Page 44.200.12
	87281653R		1 REMAN-HYD MOTOR 7230, 8230, Both TIER 4 (1/13-)
	87281653C		CORE-MOTOR HYDRAULIC Return Number
1	87661747		1 MOTOR, HYDRAULIC R.H. Does Not Include Center Flange, See Page 44.200.12
1	87661747R		AR REMAN-HYD MOTOR Remanufacture Hydraulic PMotor; For N.A. only
1 1	87661747C		AR CORE-MOTOR HYDRAULIC Return Number, HYDRAULIC PMOTOR - for N.A. Only
2 2	87281713		1 CONTROL VALVE PRA Valve; Used W/Motors 87281652 & 87281653
2 3	87283383		1 VALVE PRA; Used W/Motors 87661746 & 87661747
3	863-6010		2 HEX SOC SCREW M6 x 10mm, CI 12.9
4	221578A1		1 PLUG Hex Soc, M18 x 1.5, ORB -08, W/Ref 23
5	254742A1		1 PLUG M14 x 1.5, -05, W/Ref 24
6	87283879		2 SEALING WASHER Bleed Screw
(1)	Dual Speed		
(2)	Shown		
(3)	Not Shown		

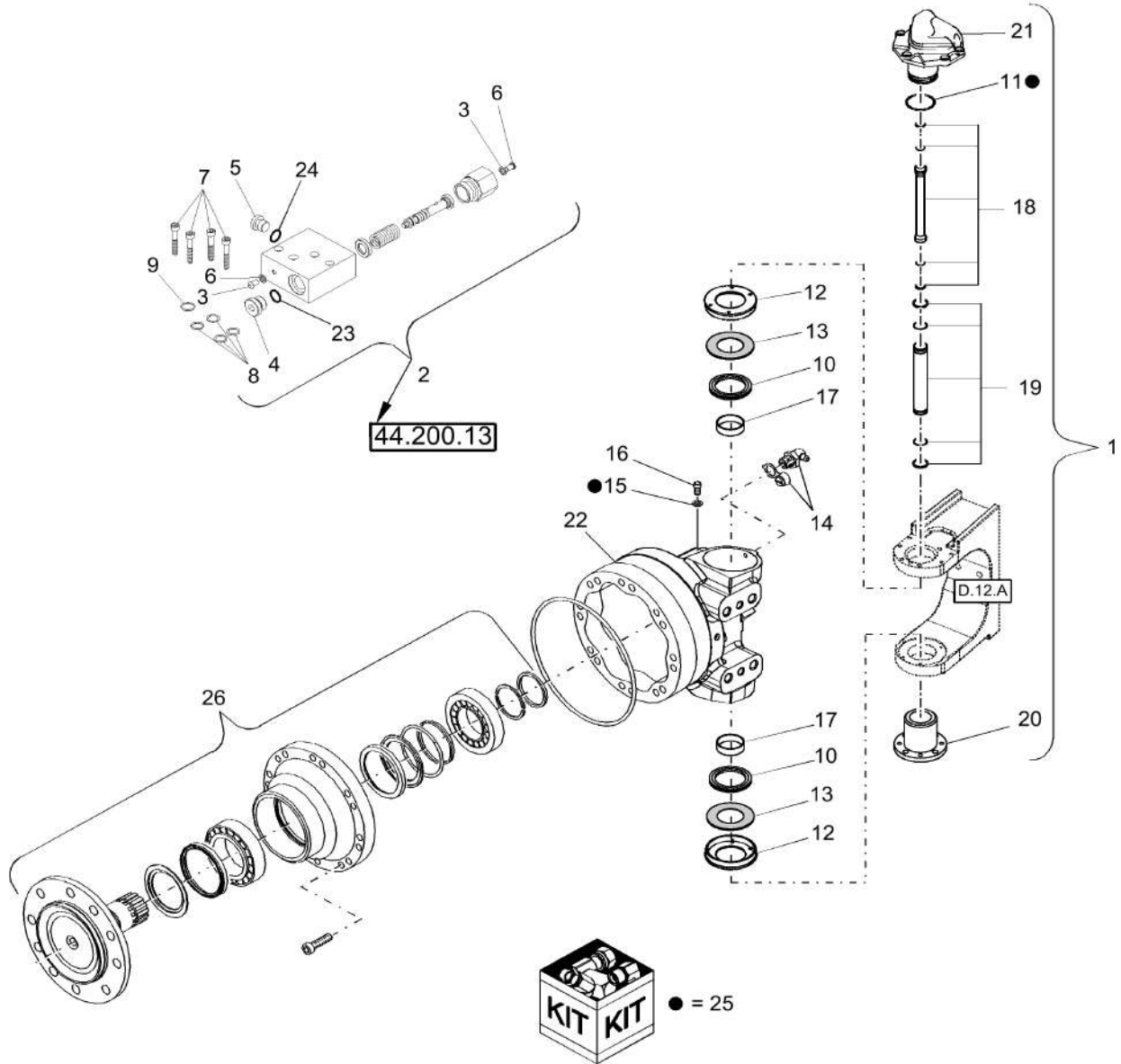
7230 8230 9230

29.300.AF

p2

10/201
3

MOTOR, HYDROSTATIC, PRA



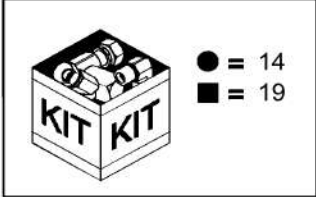
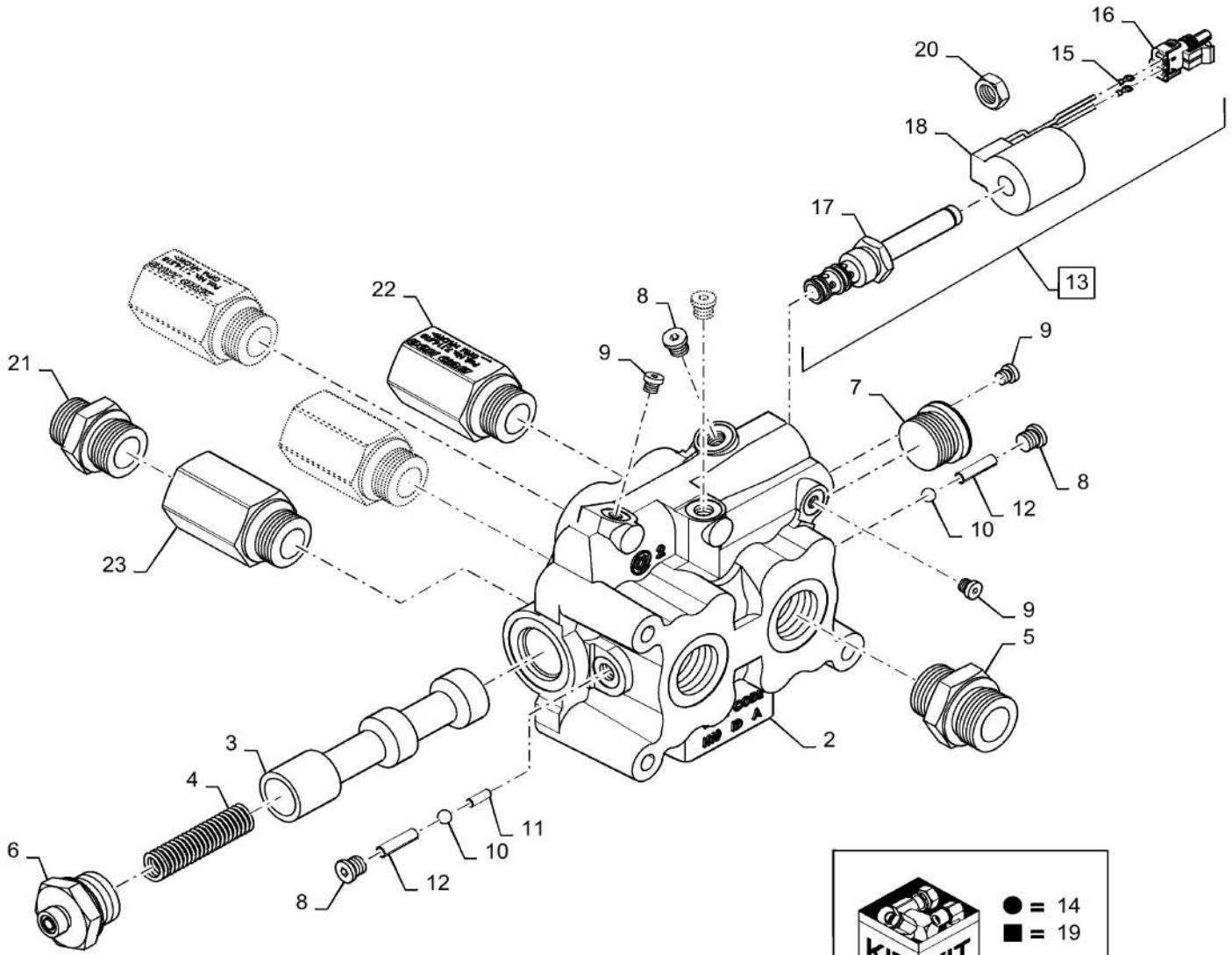
MOTOR, HYDROSTATIC, PRA

REF FN	PART NUMBER	YR/SN	QTY DESCRIPTION
7	87035492		4 HEX SOC SCREW M6 x 40mm, CI 12.9
8	379365R1		4 O-RING 0.364" ID x 0.07" Width -012, 3/8 ID x 1/16 Thick, NBR, 90
9	238-6015		1 O-RING -015, 90 Duro, .551" ID x .070" Thk
10	84817926		2 SEAL Environmental
11	84817917		1 SEAL 3.02 OD x 0.21 Thick
12	84817924		2 COVER
13	84817900		2 THRUST WASHER
14	87415		2 LUBE NIPPLE 90°, 1/4" NPT x .75" lg, Drive
15	87281727		3 SEALING WASHER Motor Seal, Metal/Rubber
16	87035490		3 HEX SOC SCREW M8 x 1.25 x 10mm, CI 8.8, Full Thd
17	84817916		2 BUSHING
18	84800213		1 TUBE 1.25" DIA x 7.05" L Inner
19	84800212		1 TUBE 1.77" OD x 5.24" L Outer
20	84800194		1 PIN Bottom, King
21	87281730		1 PIN Upper, King
22	NSS		1 NOT SERVICED SEPARATELY Motor
23	637-63153		1 O-RING 15.3mm ID x 2.2mm Width NBR, 90
24	637-63113		1 O-RING 11.3mm ID x 2.2mm Width NBR, 90
25	87360505		AR SEAL KIT Includes Ref 11 & 15 (Includes 7 Additional NSS seals for motor)
26	87552816		AR REPAIR KIT Front Side Motor
	87552816R		AR REMAN-HYD MOTOR 7230, 8230 BOTH TIER 4 COMMON CAB (1/13-)
	87552816C		CORE-MOTOR HYDRAULIC Return Number
			7230 8230 9230

HYDRAULIC VALVE, PGA



1



HYDRAULIC VALVE, PGA

REF FN	PART NUMBER	YR/SN	QTY DESCRIPTION
1	84800289		1 VALVE PGA Hydraulic Valve, Complete, Incl 2 - 21
2	NSS		1 NOT SERVICED SEPARATELY Valve Body, Order Complete (1)
3	NSS		1 NOT SERVICED SEPARATELY Spool, Selector Valve, Order Complete (1)
4	NSS		1 NOT SERVICED SEPARATELY Spring, Order Complete (1)
5	86579683		1 HYD CONNECTOR 1 3/16"-12 ORFS x M33 x 2 ORB
6	87281712		1 HYD CONNECTOR -6 ORFS X 33mm ORB
7	87013333		1 PLUG M33 x 2, ORB
8	NSS		4 NOT SERVICED SEPARATELY Plug, Hex Socket - 4 ORB, Order Complete (1)
9	86602475		4 PLUG Hex Socket, -2 ORB
10	NSS		2 NOT SERVICED SEPARATELY Check Ball, 7/32", Order Complete (1)
11	NSS		1 NOT SERVICED SEPARATELY Dowel Pin, Order Complete (1)
12	NSS		1 NOT SERVICED SEPARATELY Roll Pin, Order Complete (1)
13	87281710		1 SOLENOID VALVE Complete, Incl 13 - 20
14	NSS		2 NOT SERVICED SEPARATELY Seal, Order Complete (13)
15	NSS		2 NOT SERVICED SEPARATELY Terminal, Order Complete (13)
16	NSS		1 NOT SERVICED SEPARATELY Connector, Order Complete (13)
17	87283662		1 CARTRIDGE Solenoid
18	87645123		1 SOLENOID Coil
19	86509023		1 SEAL KIT Services 87281710 (13)
20	590907		1 NUT Solenoid
21	86580179		1 HYD CONNECTOR 1-7/16-12 M33 X 2.0

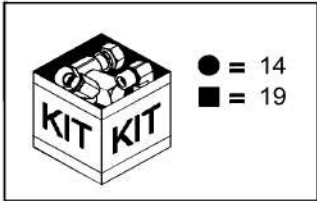
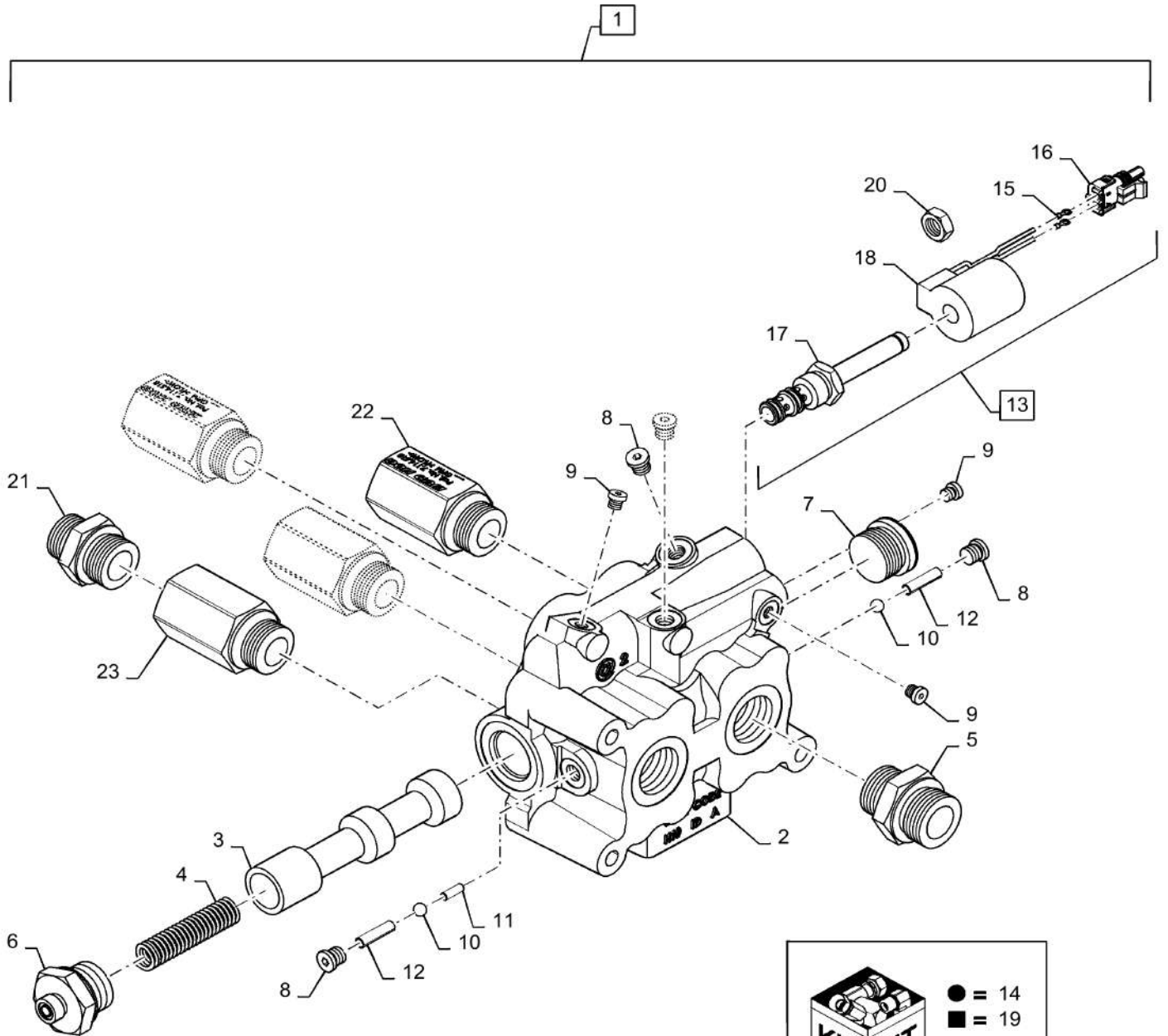
7230 8230 9230

29.300.AK

p2

10/201
3

HYDRAULIC VALVE, PGA



29.300.AK

p2

10/201
3

HYDRAULIC VALVE, PGA

REF FN	PART NUMBER	YR/SN	QTY DESCRIPTION
22	87283385		2 REGULATOR Flow Limiter, 26 GPM, Fwd
23	87283482		2 REGULATOR Flow Limiter, 26 GPM Rev

7230 8230 9230

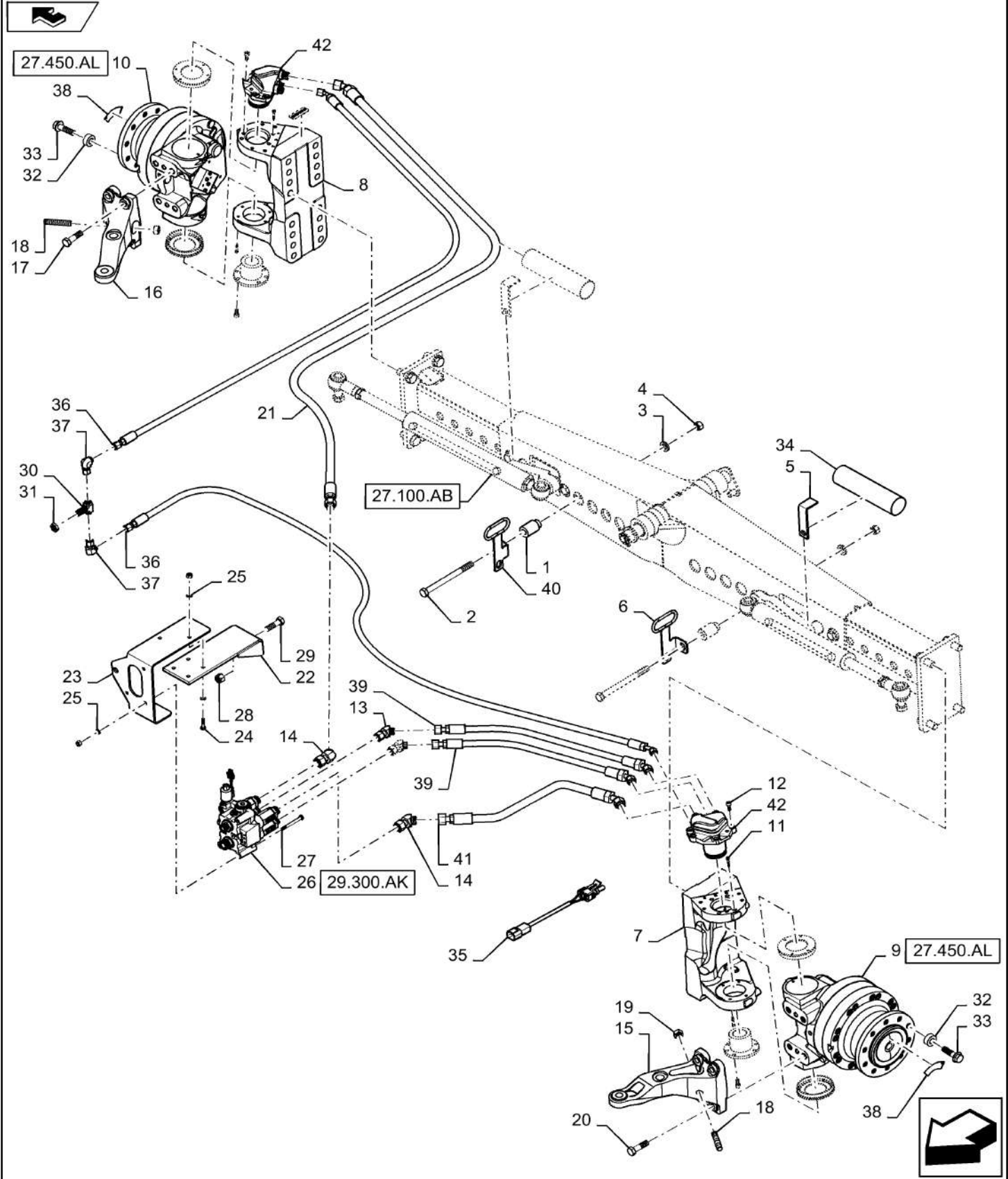
29.300.AP

01

p1

10/201
3

HYDRAULIC SYSTEM, REAR AXLE PGA



29.300.AP

01

p1

10/201
3**HYDRAULIC SYSTEM, REAR AXLE PGA**

REF FN	PART NUMBER	YR/SN	QTY DESCRIPTION
1	84334527		2 BUSHING 45mm OD, 21mm ID
2	86509730		2 BOLT Hex, M20 x 240mm, CI 8.8
3	9850384		12 WASHER M23 x 40 x 0.5, HT
4	84100564		12 LOCK NUT M20, GC
5	87281646		2 BRACKET PRA Hose Guide
6	87281645		1 GUIDE PRA Hoses
7	87281647		1 FRAME LH PRA Motor
8	87281648		1 FRAME RH PRA Motor
9	87661746		1 MOTOR, HYDRAULIC LH, Complete, 2-Speed
10	87661747		1 MOTOR, HYDRAULIC RH, Complete, 2-Speed
11	9515561		16 HEX SOC SCREW M6 x 35mm, CI 12.9
12	86508097		18 HEX SOC SCREW M10 x 25mm, CI 12.9, Full Thd
13	84214050		2 45 ELBOW ORFS Swivel
14	84214051		2 45 ELBOW ORFS Swivel
15	87281649		1 BRACKET LH PRA Steer
16	87281650		1 BRACKET RH PRA Steer
17	412641		8 BOLT Hex, M20 x 2.5 x 70mm, CI 10.9
18	84326214		2 BOLT Set Screw, Hex Socket M20 X 100mm
19	9847024		2 NUT M20, CI 10
20	412641		5 BOLT Hex, M20 x 2.5 x 70mm, CI 10.9
21	84474966		1 HYDRAULIC HOSE RH PRA Forward
22	9512254		1 BRACKET Valve Support
23	87281651		1 BRACKET Valve Mount
24	43248		2 BOLT Hex, M10 x 40, 10.9, Full Thd
25	140017		7 WASHER M10 x 20 x 2
26	84800289		1 VALVE PGA, Complete, See Page 29.300.AK
27	43253		3 BOLT Hex, M10 x 1.5 x 100mm, CI 10.9
28	280375		2 NUT 3/4"-10, GC
29	281074		2 BOLT Hex, 3/4" - 10 x 2 1/2", Gr 8
			7230 8230 9230

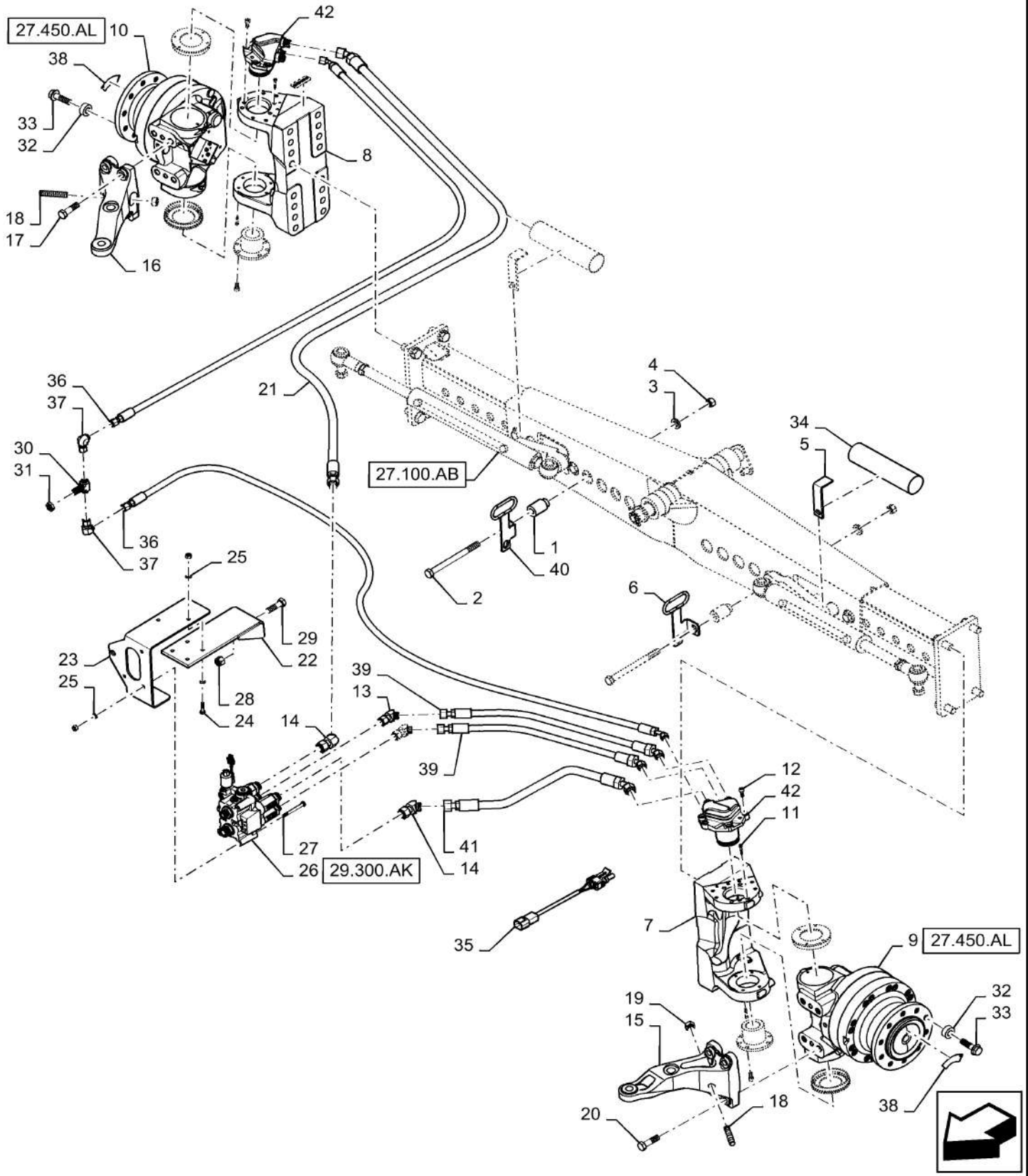
29.300.AP

01

p2

10/201
3

HYDRAULIC SYSTEM, REAR AXLE PGA



29.300.AP

01

p2

10/201
3**HYDRAULIC SYSTEM, REAR AXLE PGA**

REF FN	PART NUMBER	YR/SN	QTY DESCRIPTION
30	86639082		1 TEE 13/16"-16 ORFS, Blkhd Br
31	86639083		1 BHD LOCK NUT 13/16"-16, ORFS Blkhd
32	87281709		20 SPACER Wheel Bolt
33	87035472		20 SPECIAL BOLT Hex Flg, M20 x 1.5 x 70, CI 10.9
34	84474963		2 RUBBER SLEEVE Cordura Hose
35	84807867		1 WIRE HARNESS PRA To Main Chassis
36	87281009		2 HYDRAULIC HOSE PRA Case Drain
37	84989383		2 ELBOW 90°, 13/16"-16 ORFS x 13/16"-16 Fem Sw
38	87108678		2 DECAL PRA Wheel Torque
39	84474967		2 HYDRAULIC HOSE PRA Reverse
40	87283481		1 GUIDE RH PRA Hoses
41	84474965		1 HYDRAULIC HOSE LH, PRA Forward
42	87281730		2 PIN King Pin, Upper
			7230 8230 9230


29.300.AP

02

p1

10/201
3

DUAL SPEED PRA AXLE



29.300.AP

02

p1

10/201
3

DUAL SPEED PRA AXLE

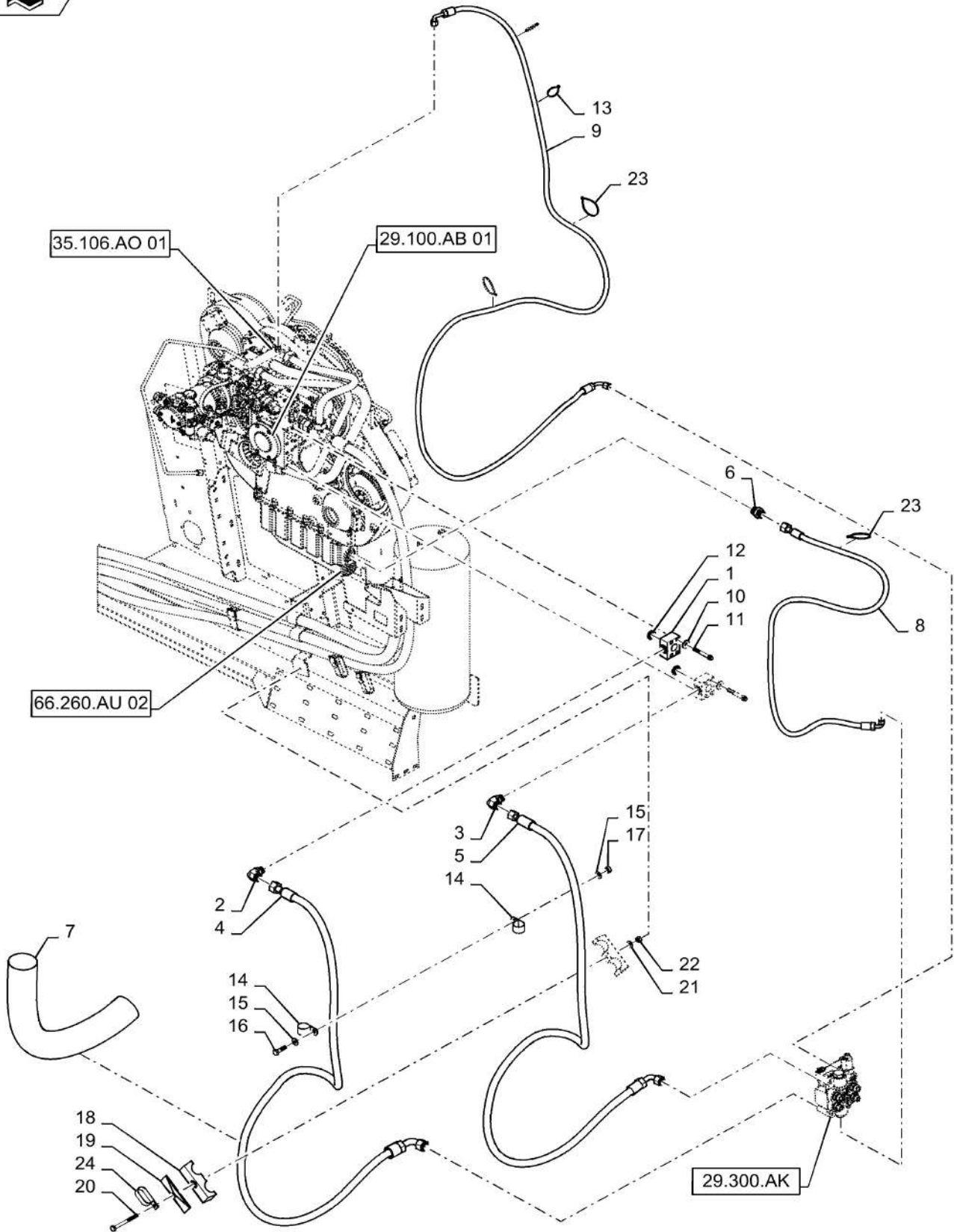
REF FN PART NUMBER

YR/SN

QTY DESCRIPTION

7230 8230 9230

HYDRAULIC SYSTEM, REAR AXLE, PRA



29.300.AP

02

p1

10/201
3**HYDRAULIC SYSTEM, REAR AXLE, PRA**

REF FN	PART NUMBER	YR/SN	QTY DESCRIPTION
1	9818288		2 ADAPTER Manifold Adapter
2	9846848		1 90 ELBOW 1 3/16"-12 ORFS x 1 1/16"-12 ORB
3	9846956		1 ELBOW 90°, 1 7/16"-12 x 1 1/16"-12, Adj, ORFS
4	87644661		1 HOSE ASSY. PRA Pressure Port "A" To Hydrostat
5	87644662		1 FLEXIBLE HOSE PRA Pressure Port "B" To Hydrostat
6	86579683		1 HYD CONNECTOR 1 3/16"-12 ORFS x M33 x 2 ORB
7	87106155		1 SLEEVE PRA Hose Protection
8	87105633		1 HOSE ASSY. PRA Valve Drain To PTO Pan
9	84568132		1 HYDRAULIC HOSE PRA Valve Drain To PTO Common Drain
10	87680388		8 WASHER HTS, M15 x 23 x 2.6
11	87680392		8 12 PT SCREW M14 x 2 x 90mm, Class 12.9
12	235757		2 O-RING 1.484" ID x 1.762" OD x 0.139"
13	86566989		2 CABLE TIE M4.75 x 190.5 L
14	86639001		2 CLAMP 1 3/16", Insul, 7/16" Bolt
15	140045		2 BELLEVILLE WASHER M10
16	9706704		1 BOLT Hex, M10 x 1.5 x 35mm, CI 8.8, Full Thd
17	100016		1 NUT M10, CI 8
18	84154975		1 CLAMP Plastic Tube Retainer
19	87000231		1 PLATE Retainer
20	43133		1 BOLT Hex, M8 x 1.25 x 80mm, CI 8.8
21	322358		1 BELLEVILLE WASHER M8
22	86629542		1 NUT M8 x 1.25, CI 8
23	86566990		3 CABLE TIE M4.8 x 292 L
			7230 8230 9230

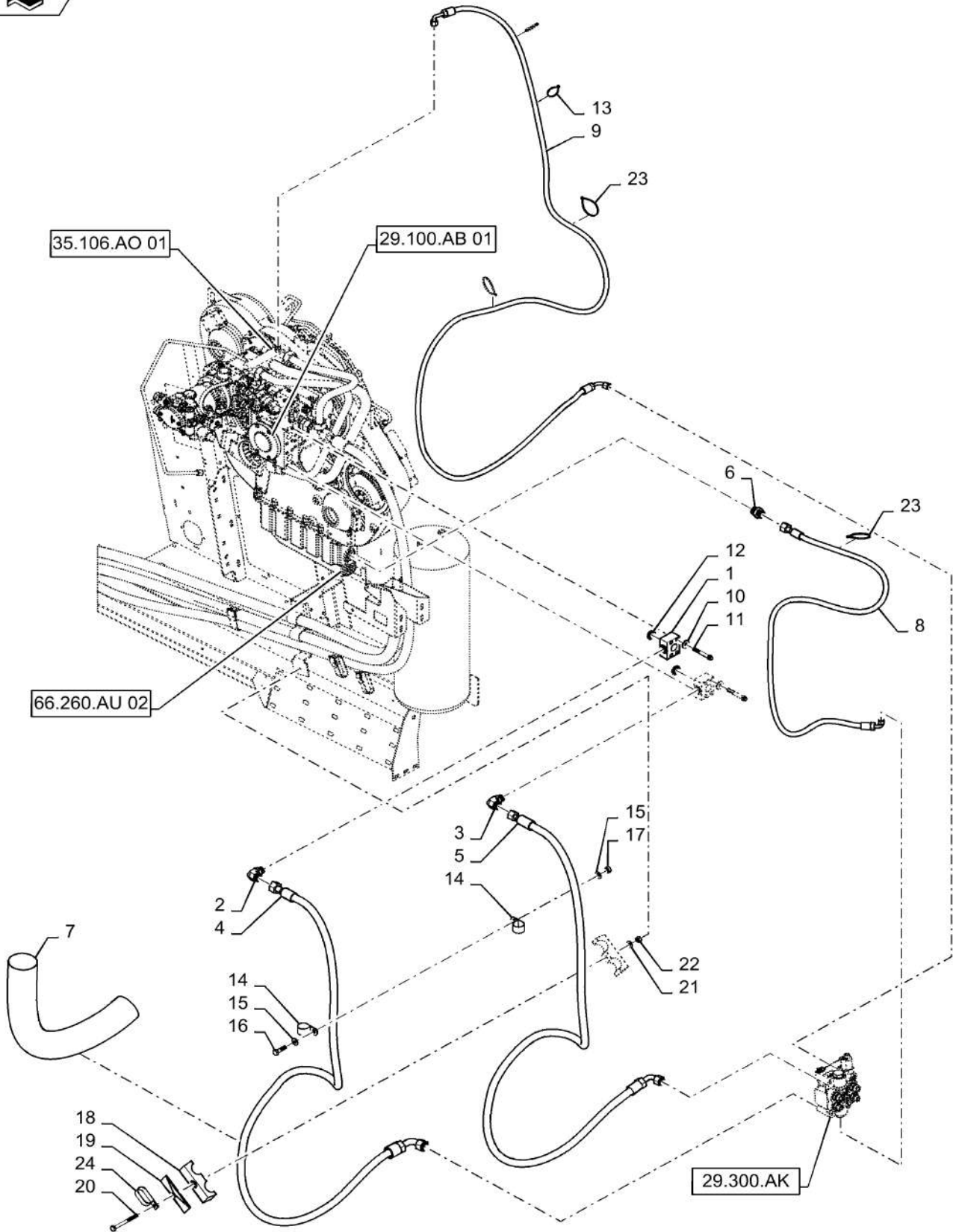
29.300.AP

02

p2

10/201
3

HYDRAULIC SYSTEM, REAR AXLE, PRA



29.300.AP

02

p2

10/201
3

HYDRAULIC SYSTEM, REAR AXLE, PRA

REF FN PART NUMBER

YR/SN

QTY DESCRIPTION

24

600427

1 CLAMP Closed 25.4MM Insulated 5/16 BOLT

7230 8230 9230

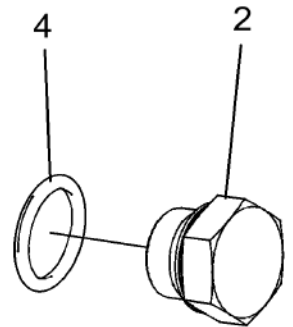
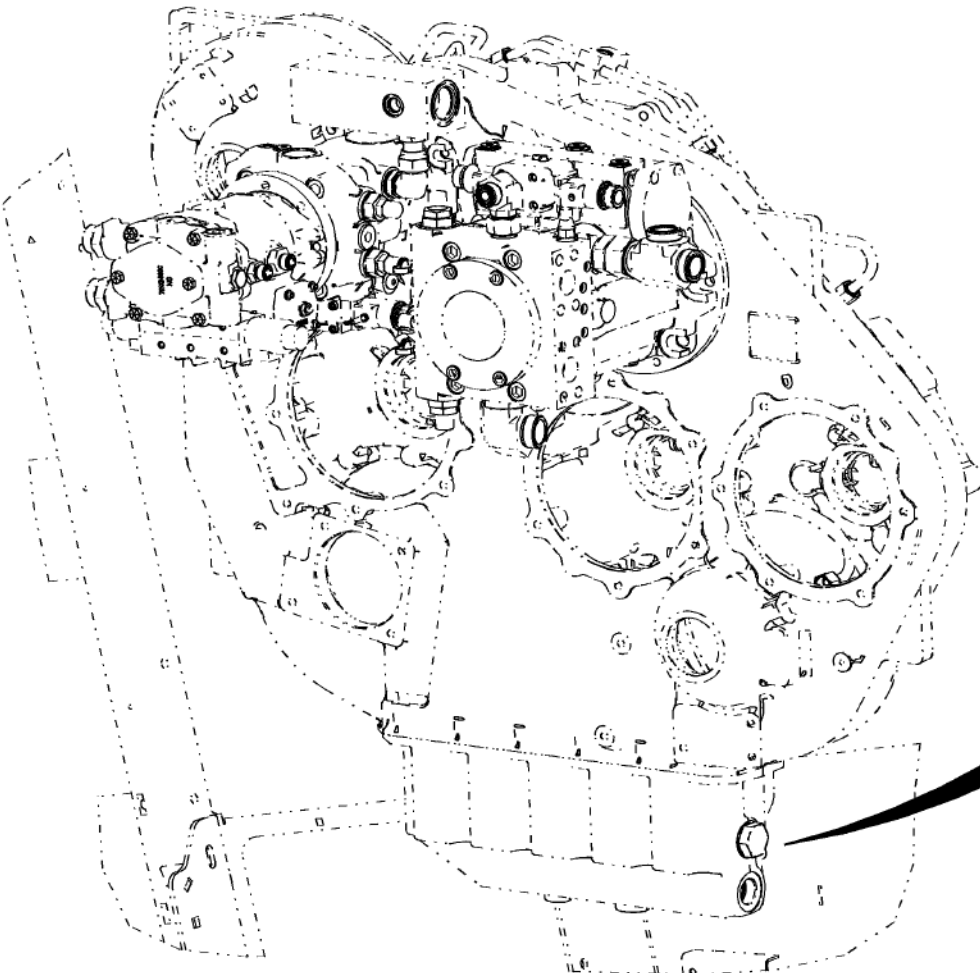
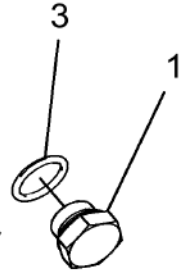
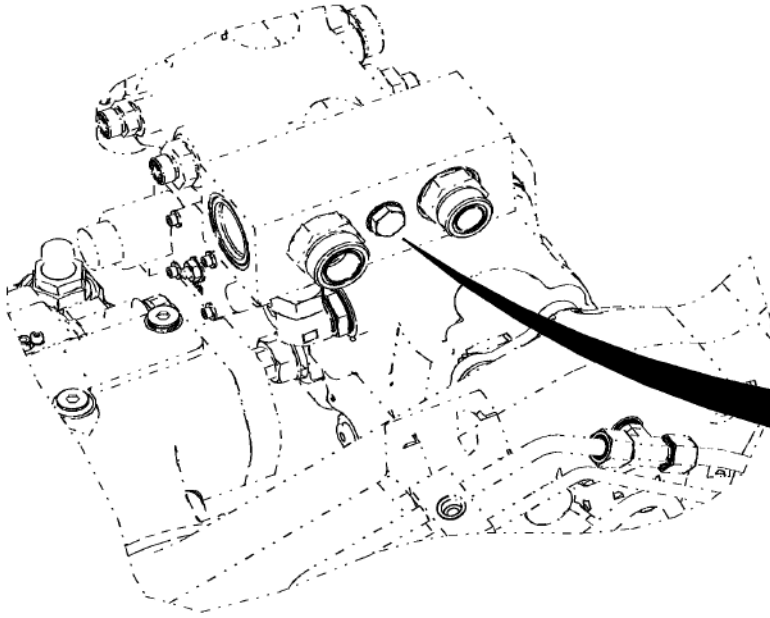
29.300.AP

03

p1

10/201
3

PLUGS, LESS POWERED REAR AXLE



29.300.AP

03

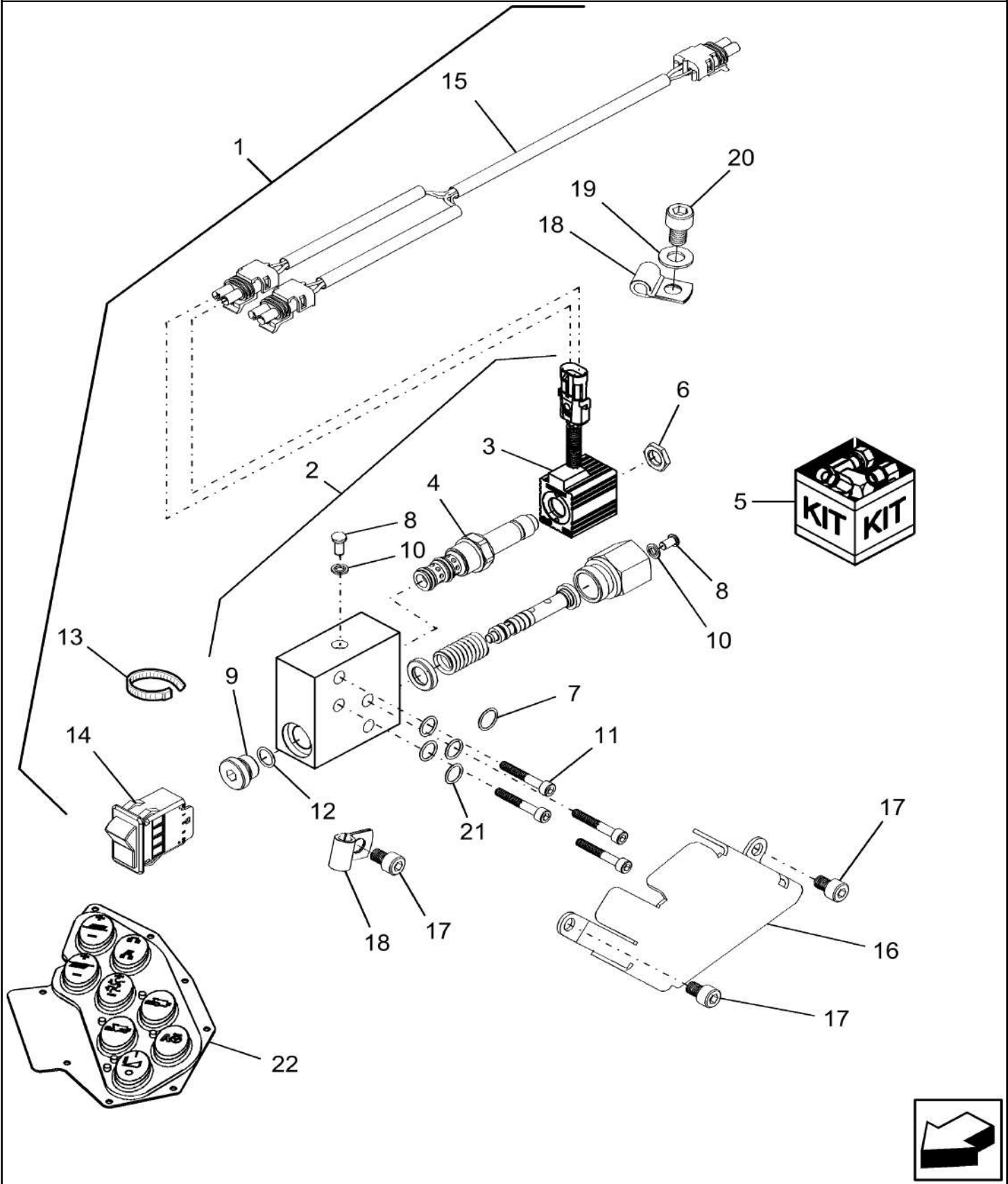
p1

10/201
3

PLUGS, LESS POWERED REAR AXLE

REF FN	PART NUMBER	YR/SN	QTY DESCRIPTION
1	86981620		1 PLUG M16 x 1.5, ORB Incl Ref 3
2	87013333		1 PLUG M33 x 2, ORB Incl Ref 4
3	637-63133		1 O-RING 13.3mm ID x 2.2mm Width
4	637-64296		1 O-RING 29.6mm ID x 2.9mm Width
			7230 8230 9230

DUAL SPEED - POWERED REAR AXLE



29.300.AT

p1

10/201
3**DUAL SPEED - POWERED REAR AXLE**

REF FN	PART NUMBER	YR/SN	QTY DESCRIPTION
1	84110799		1 KIT Incl Ref 2 - 21
2	87283383		1 VALVE Incl Ref 3 - 12 and 21
3	87283881		1 SOLENOID
4	87283880		1 CARTRIDGE
5	86509023		1 SEAL KIT
6	590907		1 NUT 1/2- 20, UNF
7	165212		1 O-RING 0.551" ID x 0.691" OD x 0.07"
8	87016478		2 HEX SOC SCREW M6 x 10mm, Cl 12.9, Full Thd
9	86598046		1 PLUG Hex Soc, M18 x 1.5, ORB
10	87283879		2 SEALING WASHER
11	87035492		4 HEX SOC SCREW M6 x 40mm, Cl 12.9
12	86598101		1 O-RING 15.3mm ID X 2.2mm
13	86566989		6 CABLE TIE M4.75 x 190.5 L
15	87283382		1 WIRE HARNESS PRA Dual Speed
16	87283381		2 SHIELD
17	{2168745}		6 M8 x 12
18	515-2348		4 CLAMP 3/16", Insul, 3/8" Bolt
19	86511323		2 WASHER M10 x 20 x 2
20	87301307		2 HEX SOC SCREW M10 x 16mm, Cl 12.9 M10 x 16
21	9993141		AR O-RING 0.364" ID x 0.504" OD x 0.07"
22	87282484		1 RUBBER PAD Console, R.H.

7230 8230 9230

SECTION INDEX

Implement power take-off

31.142.AI	01	PTO, VALVE - CLUTCH CONTROL
31.142.AI	01	VALVE, HYDRAULIC
31.146.AB	01	PTO, OUTPUT GEARS, ENGINE GEARBOX
31.146.AB	02	PTO, COVERS, OUTPUT GEARS, ENGINE GEARBOX
31.146.AB	03	PTO, CLUTCHES & VALVES, ENGINE GEARBOX
31.146.AB	04	MANIFOLD, DRAIN
31.146.AB	05	SHAFT, CLUTCH PTO

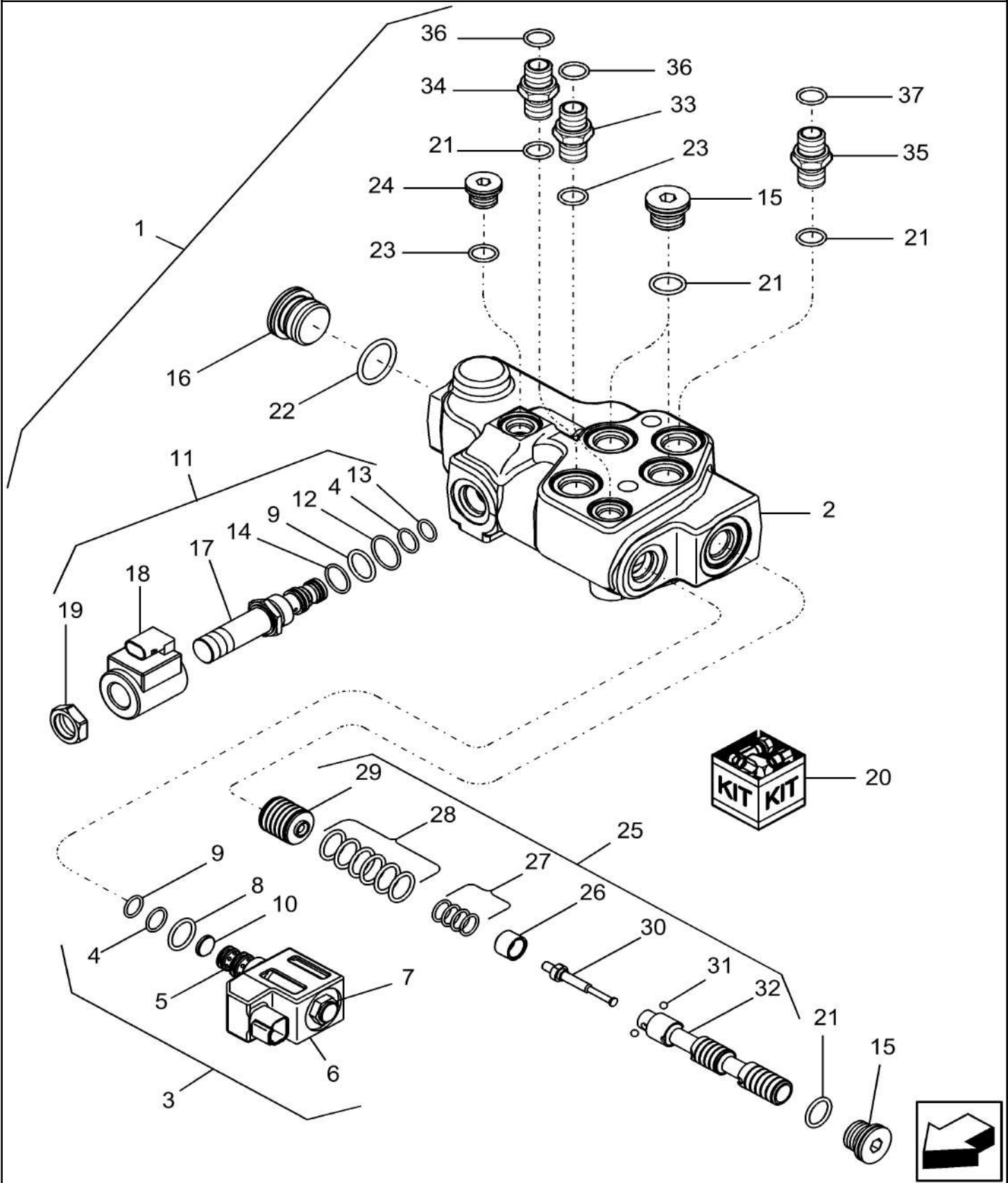
31.142.AI

01

p1

10/201
3

PTO, VALVE - CLUTCH CONTROL



31.142.AI

01

p1

10/201
3**PTO, VALVE - CLUTCH CONTROL**

REF FN	PART NUMBER	YR/SN	QTY DESCRIPTION
1	86981235		1 CONTROL VALVE Includes Ref 2 - 37 - Variable Speed
1	87447038		1 CONTROL VALVE Includes Ref 2 - 37 - Fixed Speed
2	NSS		1 NOT SERVICED SEPARATELY Body, Valve
3	349295A1		1 SOLENOID VALVE Incl Ref 4 - 10
4	238-5014		1 O-RING 0.489" ID x 0.629" OD x 0.07"
5	349291A1		1 CARTRIDGE
6	298614A1		1 SOLENOID
7	349292A1		1 JAM NUT Jam
8	237-6008		1 O-RING 0.176" ID x 0.316" OD x 0.07"
9	238-5013		1 O-RING 0.426" ID x 0.566" OD x 0.07"
10	196096A1		1 SCREEN
11	84135530		1 SOLENOID VALVE Incl Ref 4, 9, 12 - 14, 17 - 19
12	237-6008		1 O-RING 0.176" ID x 0.316" OD x 0.07"
13	238-7016		1 O-RING -016, CI 7, .614" ID x .070" Thk
14	238-7018		1 O-RING -018, CI 7, .739" ID x .070" Thk
15	221578A1		3 PLUG Hex Soc, M18 x 1.5, ORB
16	221580A1		1 PLUG Hex Soc, M27 x 2, ORB
17	304831A1		1 SPOOL Cartridge
18	304834A1		1 SOLENOID
19	304836A1		1 NUT
20	308245A1		AR SEAL KIT Incl (1) each Ref 4, 9, 12, 13 & 14
21	86598101		5 O-RING 15.3mm ID X 2.2mm
22	86598103		1 O-RING 23.60mm ID x 2.90mm
23	86598099		3 O-RING 11.30mm ID x 2.20mm
24	221576A1		2 PLUG Hex Soc, M14 x 1.5, ORB
25	86981236		1 SPOOL Incl Ref 26 - 32, For 86981235
			7230 8230 9230

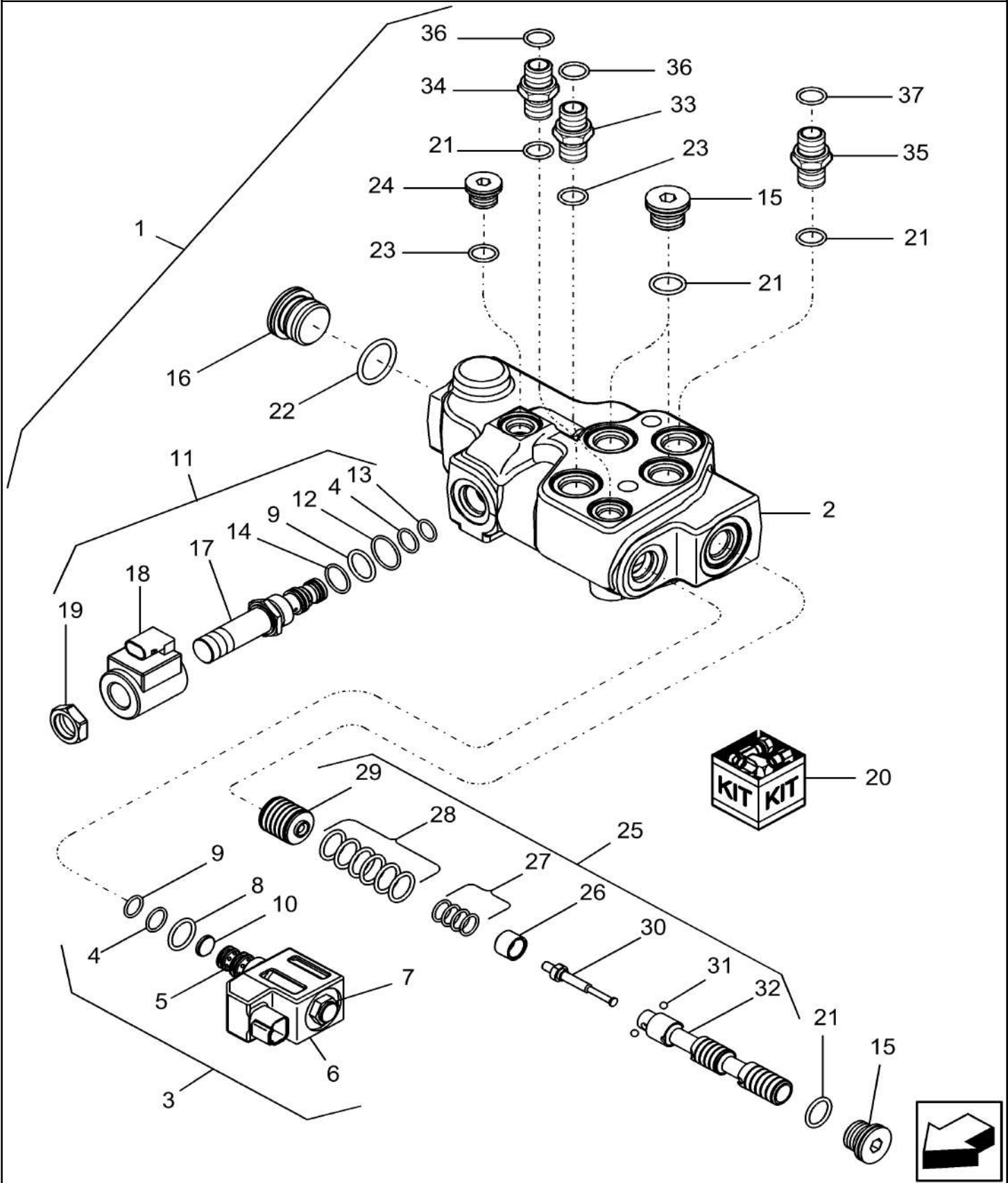
31.142.AI

01

p2

10/2013

PTO, VALVE - CLUTCH CONTROL



PTO, VALVE - CLUTCH CONTROL

REF FN	PART NUMBER	YR/SN	QTY DESCRIPTION
25	283642A4		1 SPOOL Incl Ref 26 - 32, For 87447038
26	NSS		1 NOT SERVICED SEPARATELY Sleeve
27	NSS		1 NOT SERVICED SEPARATELY Spring
28	NSS		1 NOT SERVICED SEPARATELY Spring
29	NSS		1 NOT SERVICED SEPARATELY Piston
30	NSS		1 NOT SERVICED SEPARATELY Pin
31	511-1040		2 BALL 4mm Dia
32	86981237		1 SPOOL
33	700-101		1 HYD CONNECTOR 11/16"-16 ORFS x M14 x 1.5 ORB
34	86579673		1 HYD CONNECTOR 11/16"-16 ORFS x M18 x 1.5 ORB
35	700-102		1 HYD CONNECTOR 13/16"-16 ORFS x M18 x 1.5 ORB
36	9993141		2 O-RING 0.364" ID x 0.504" OD x 0.07"
37	9992298		1 O-RING 0.489" ID x 0.629" OD x 0.07"
			7230 8230 9230

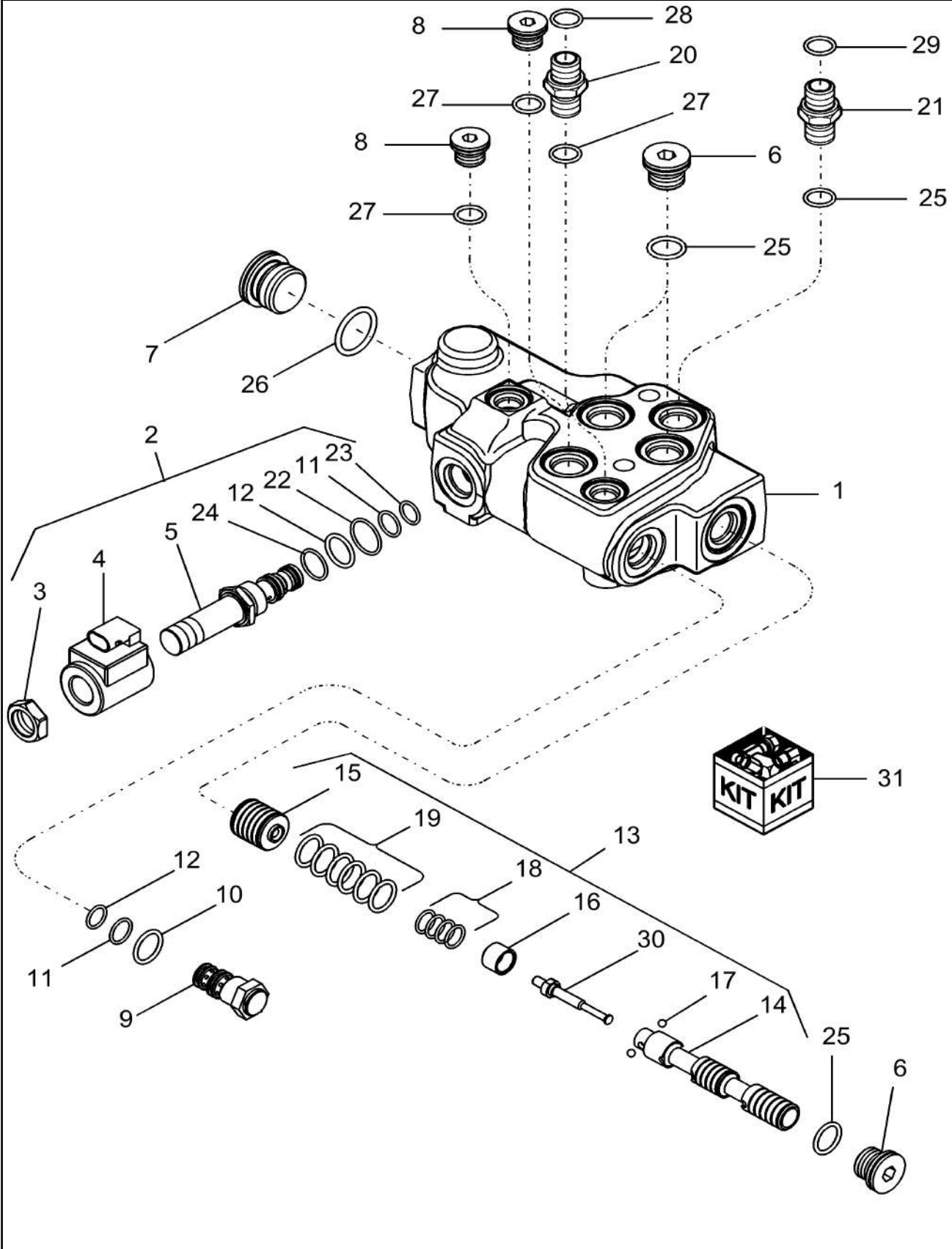
31.142.AI

01

p1

10/201
3

VALVE, HYDRAULIC



VALVE, HYDRAULIC

REF FN	PART NUMBER	YR/SN	QTY DESCRIPTION
1	86981234		1 HYDRAULIC VALVE PTO Clutch Control
2	84135530		1 SOLENOID VALVE PWM, Includes Ref 3, 4, 5, 11, 12, 22 - 24
3	304836A1		1 NUT Retainer
4	304834A1		1 SOLENOID
5	304831A1		1 SPOOL Cartridge
6	221578A1		3 PLUG Hex Soc, M18 x 1.5, ORB Incl Ref 25
7	221580A1		1 PLUG Hex Soc, M27 x 2, ORB Incl Ref 26
8	221576A1		3 PLUG Hex Soc, M14 x 1.5, ORB Incl Ref 27
9	177120A1		1 PLUG Solenoid Valve, 2 GPM
10	237-6008		1 O-RING 0.176" ID x 0.316" OD x 0.07"
11	238-5014		2 O-RING 0.489" ID x 0.629" OD x 0.07"
12	238-5013		2 O-RING 0.426" ID x 0.566" OD x 0.07"
13	86981236		1 SPOOL ASSEMBLY, Includes Ref 14 - 19, 30
14	86981237		1 SPOOL Modulation
15	NSS		1 NOT SERVICED SEPARATELY PISTON Modulator Assembly
16	NSS		1 NOT SERVICED SEPARATELY SLEEVE Retaining
17	511-1040		2 BALL 4mm Dia GR 28 Chrome, ALY STL
18	NSS		1 NOT SERVICED SEPARATELY SPRING Light Modulation
19	NSS		1 NOT SERVICED SEPARATELY SPRING Preload
20	700-101		1 HYD CONNECTOR 11/16"-16 ORFS x M14 x 1.5 ORB Incl 27, 28
21	700-102		1 HYD CONNECTOR 13/16"-16 ORFS x M18 x 1.5 ORB Incl Ref 25, 29
22	237-6008		1 O-RING 0.176" ID x 0.316" OD x 0.07"

7230 8230 9230

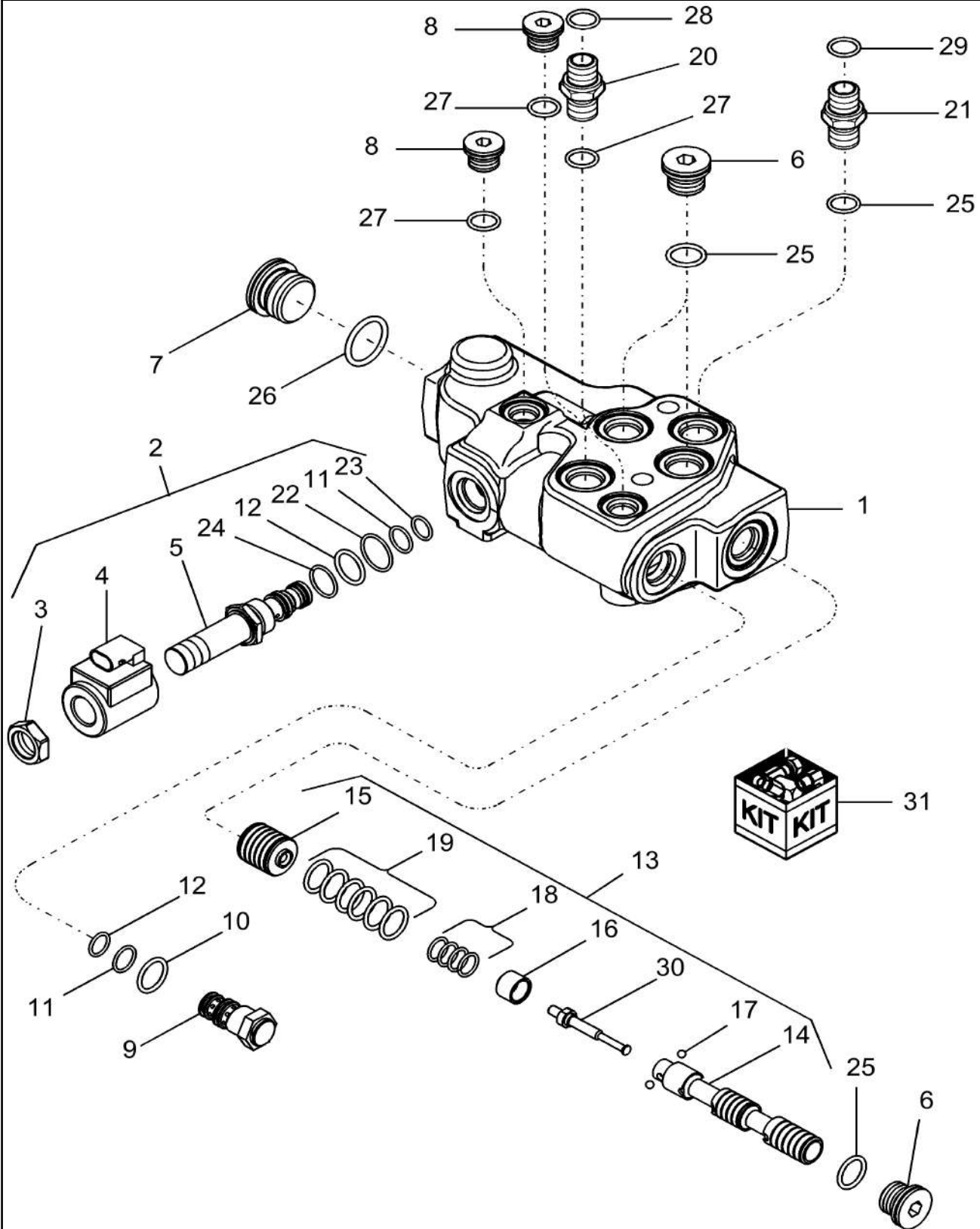
31.142.AI

01

p2

10/201
3

VALVE, HYDRAULIC



31.142.AI

01

p2

10/201
3**VALVE, HYDRAULIC**

REF FN	PART NUMBER	YR/SN	QTY DESCRIPTION
23	238-7016		1 O-RING -016, CI 7, .614" ID x .070" Thk
24	238-7018		1 O-RING -018, CI 7, .739" ID x .070" Thk
25	86598101		5 O-RING 15.3mm ID X 2.2mm
26	86598103		1 O-RING 23.60mm ID x 2.90mm
27	86598099		3 O-RING 11.30mm ID x 2.20mm
28	9993141		1 O-RING 0.364" ID x 0.504" OD x 0.07"
29	9992298		1 O-RING 0.489" ID x 0.629" OD x 0.07"
30	NSS		1 NOT SERVICED SEPARATELY Pin
31	308245A1		1 SEAL KIT Includes (1) each of Ref 11, 12, 22, 23, 24

7230 8230 9230

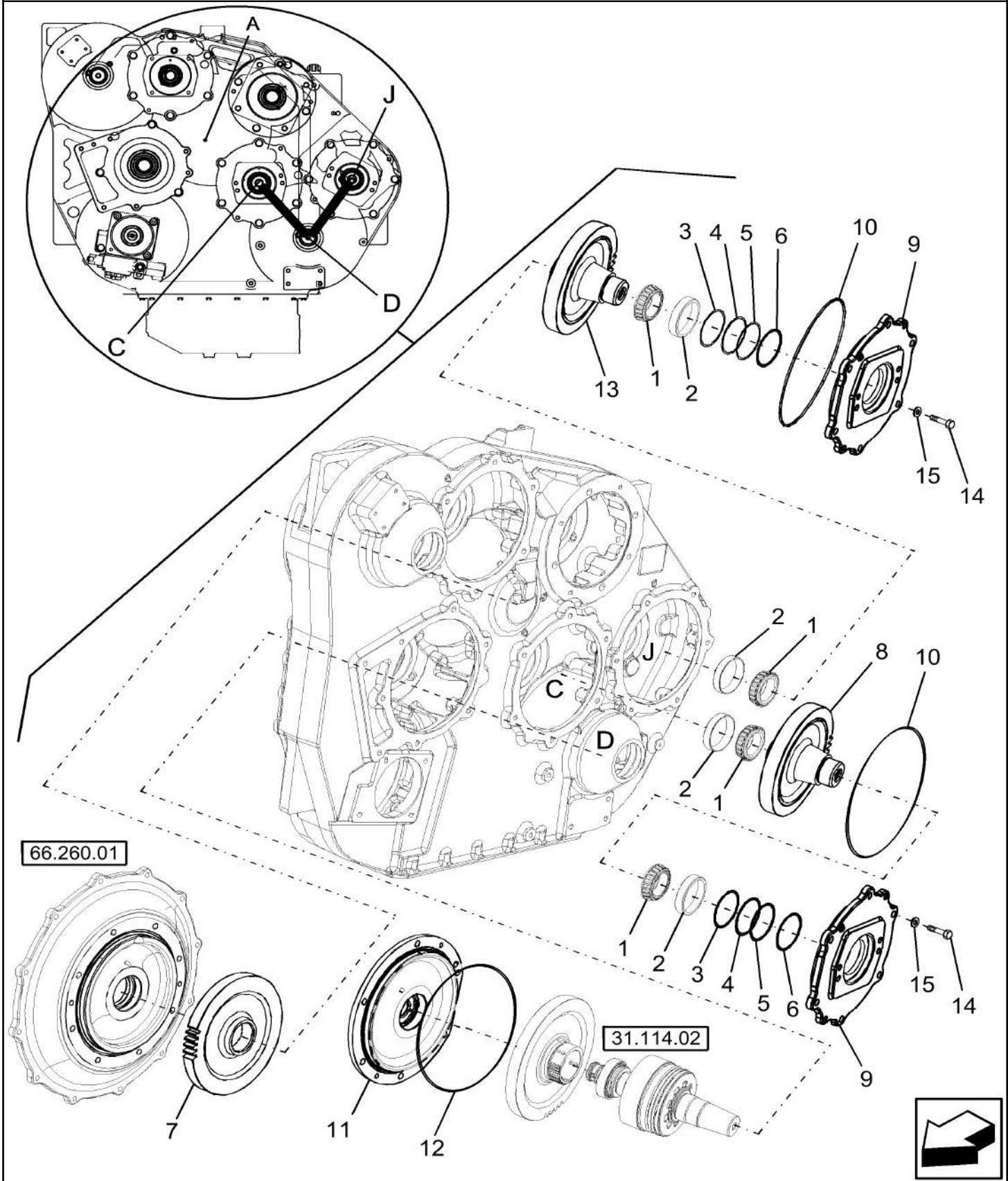
31.146.AB

01

p1

10/201
3

PTO, OUTPUT GEARS, ENGINE GEARBOX



31.146.AB

01

p1

10/201
3**PTO, OUTPUT GEARS, ENGINE GEARBOX**

REF FN	PART NUMBER	YR/SN	QTY DESCRIPTION
1	364463C91		4 BEARING ASSY 2.0005" ID x 3.2283" OD x 0.875"
2	364462C1		4 BEARING CUP
3	378154A1		AR SHIM
4	378155A1		AR SHIM
5	378156A1		AR SHIM
6	378157A1		AR SHIM
7	86975202		1 GEAR PTO Input, 58T
8	86975207		1 GEAR Pump Drive, 42T, Used On 9120 Only
9	87107642		2 FLANGE
10	238-5272		2 O-RING -272, 70 Duro, 9.484" ID x .139" Thk
11	87105122		1 COVER Driveshaft, Feeder / Header
12	238-5277		1 O-RING -277, 70 Duro, 11.484" ID x .139" Thk
13	86975208		1 GEAR PFC Pump Drive, 48T
14	628-12035		AR BOLT Hex, M12 x 35, 10.9, Full Thd
15	896-12012		AR WASHER M12 x 24.5 x 3, HT

7230 8230 9230

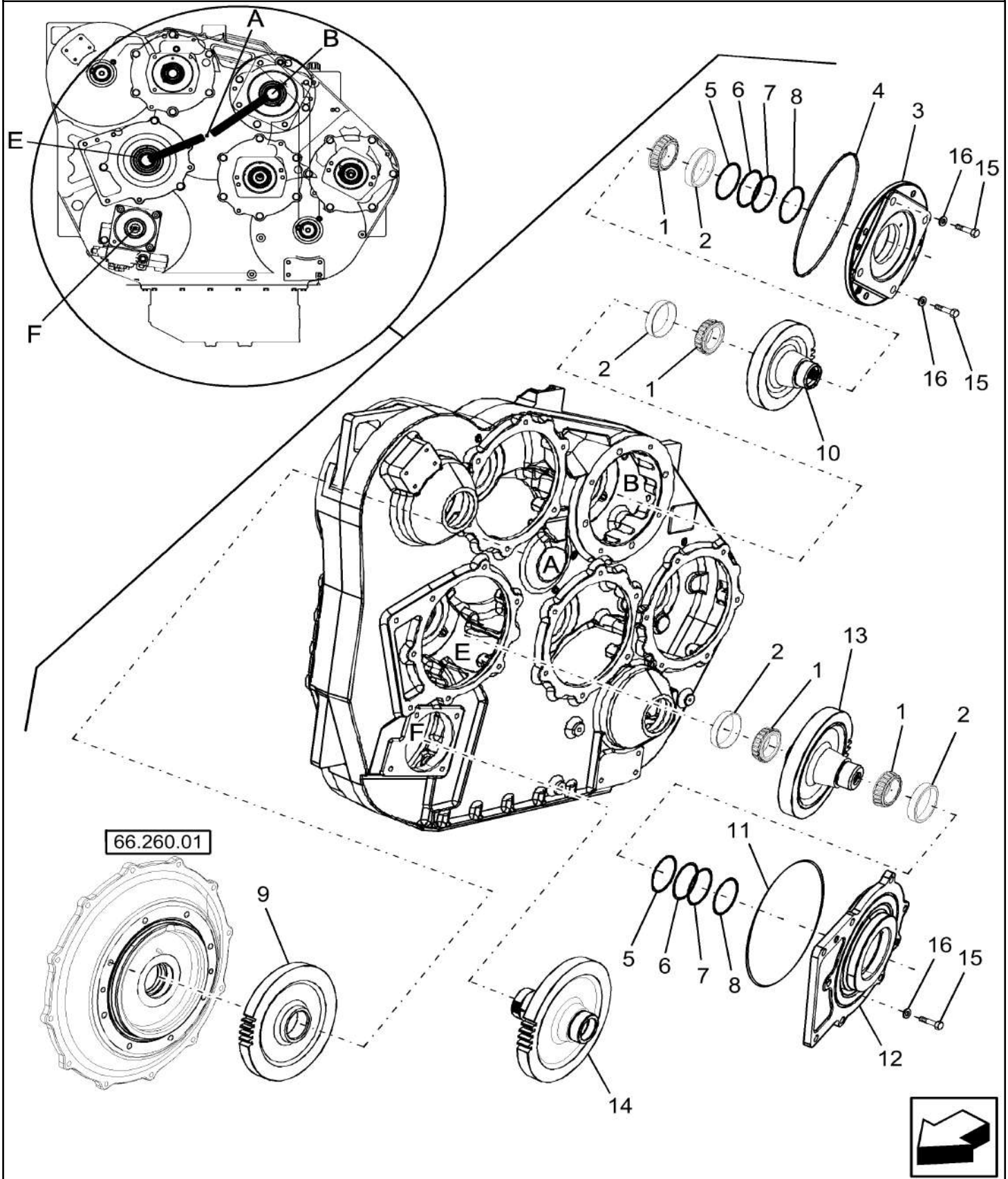
31.146.AB

02

p1

10/201
3

PTO, COVERS, OUTPUT GEARS, ENGINE GEARBOX



31.146.AB

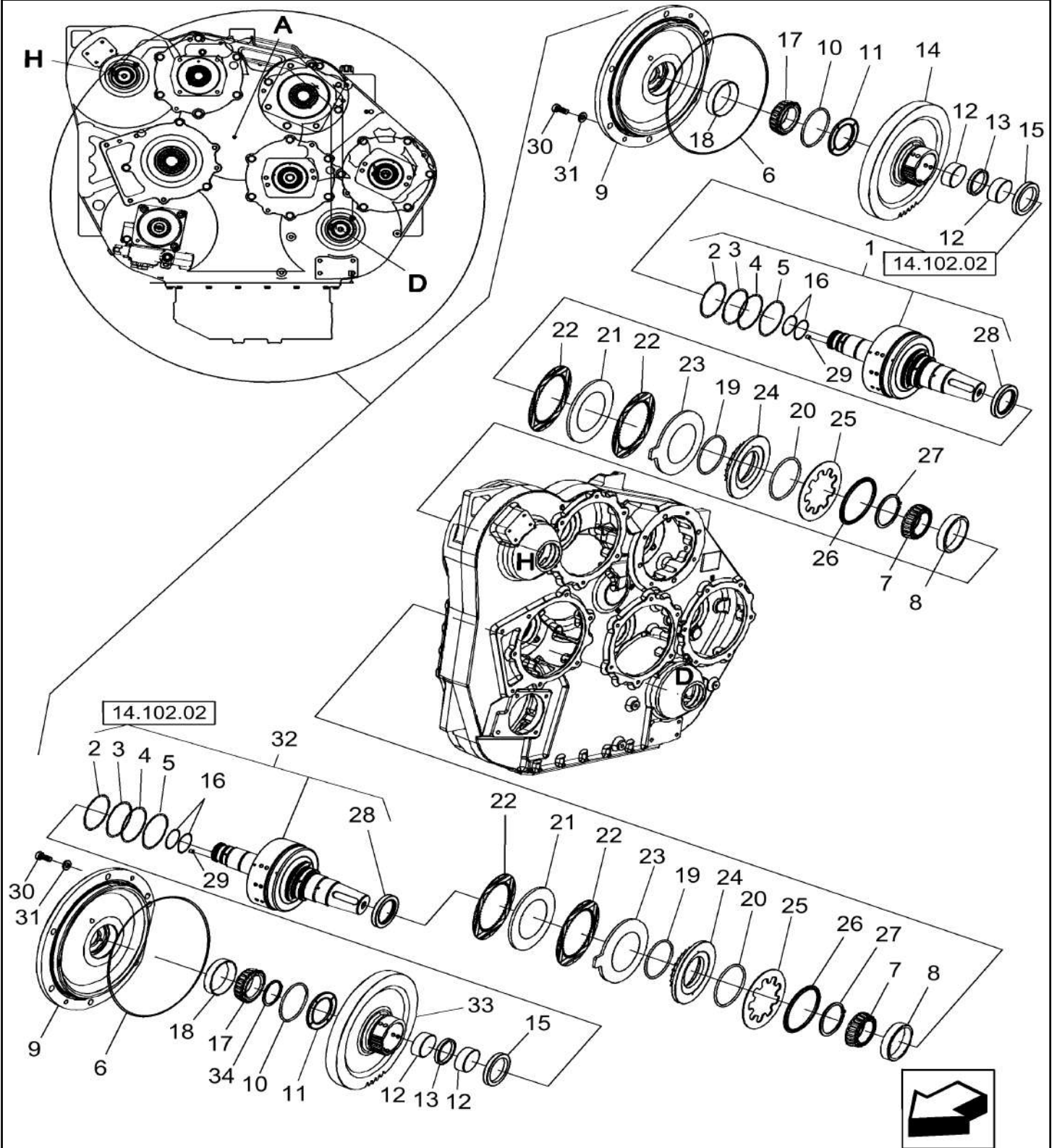
02

p1

10/201
3**PTO, COVERS, OUTPUT GEARS, ENGINE GEARBOX**

REF FN	PART NUMBER	YR/SN	QTY DESCRIPTION
1	L33289		4 ROLLER BEARING 57.1565 mm ID x 21.857 mm
2	105497H		4 BEARING CUP
3	397677A1		1 FLANGE Pump Mounting
4	238-5171		1 O-RING 8" ID X 8 13/16" OD, CI 5
5	378158A1		AR SHIM
6	378159A1		AR SHIM
7	378160A1		AR SHIM
8	378161A1		AR SHIM
9	86975202		1 GEAR PTO Input, 58T
10	86975203		1 GEAR Pump Drive, 42T
11	238-5274		1 O-RING -274, 70 Duro, 9.984" ID x .139" Thk
12	86997812		1 FLANGE Driveshaft, Feeder / Header
13	86975205		1 GEAR Drive, Feeder / Header, 51T
14	86975206		1 GEAR Rotor Drive, 57T
15	628-12035		AR BOLT Hex, M12 x 35, 10.9, Full Thd
16	896-12012		AR WASHER M12 x 24.5 x 3, HT
			7230 8230 9230

PTO, CLUTCHES & VALVES, ENGINE GEARBOX



31.146.AB

03

p1

10/201
3**PTO, CLUTCHES & VALVES, ENGINE GEARBOX**

REF	FN	PART NUMBER	YR/SN	QTY	DESCRIPTION
1	1	87325136		1	CLUTCH ASSEMBLY
2		378154A1			AR SHIM
3		378155A1			AR SHIM
4		378156A1			AR SHIM
5		378157A1			AR SHIM
6		238-5277		2	O-RING -277, 70 Duro, 11.484" ID x .139" Thk
7		L33289		2	ROLLER BEARING 57.1565 mm ID x 21.857 mm
8		105497H		2	BEARING CUP
9		87105122		2	COVER
10		A188192		4	WASHER, THRUST
11		A183452		4	THRUST BEARING 45.21mm ID x 66.85mm OD x 3.85mm
12		A178460		4	NEEDLE BEARING 45 mm ID x 50.025 mm OD x 16.8 mm
13		A188194		2	RING Inner
14		87105111		2	GEAR PTO Clutch, 60 T
15		257277A1		2	SEALING RING Clutch Lube
16		87587474		4	SEALING RING Shaft
17		636826R91		2	BEARING ASSY 44.45 mm ID x 51 mm OD x 25.4 mm Roller
18		130503H		2	BEARING CUP
19		87105115		2	SEALING RING
20		87105116		2	SEALING RING
21		87105109		2	PLATE
22	2	86990276		4	DISC Friction, Shift Clutch
22	2	84159162		4	CLUTCH PLATE Disc, Friction, Shift
23		87109365		2	PLATE Flat
24		87105676		2	PISTON
25		87105113		2	SPRING Disc
26		87105114		2	RING

(1) Four Friction Plates, Component of Kit 84223960

(2) May be Used Interchangeably

7230 8230 9230

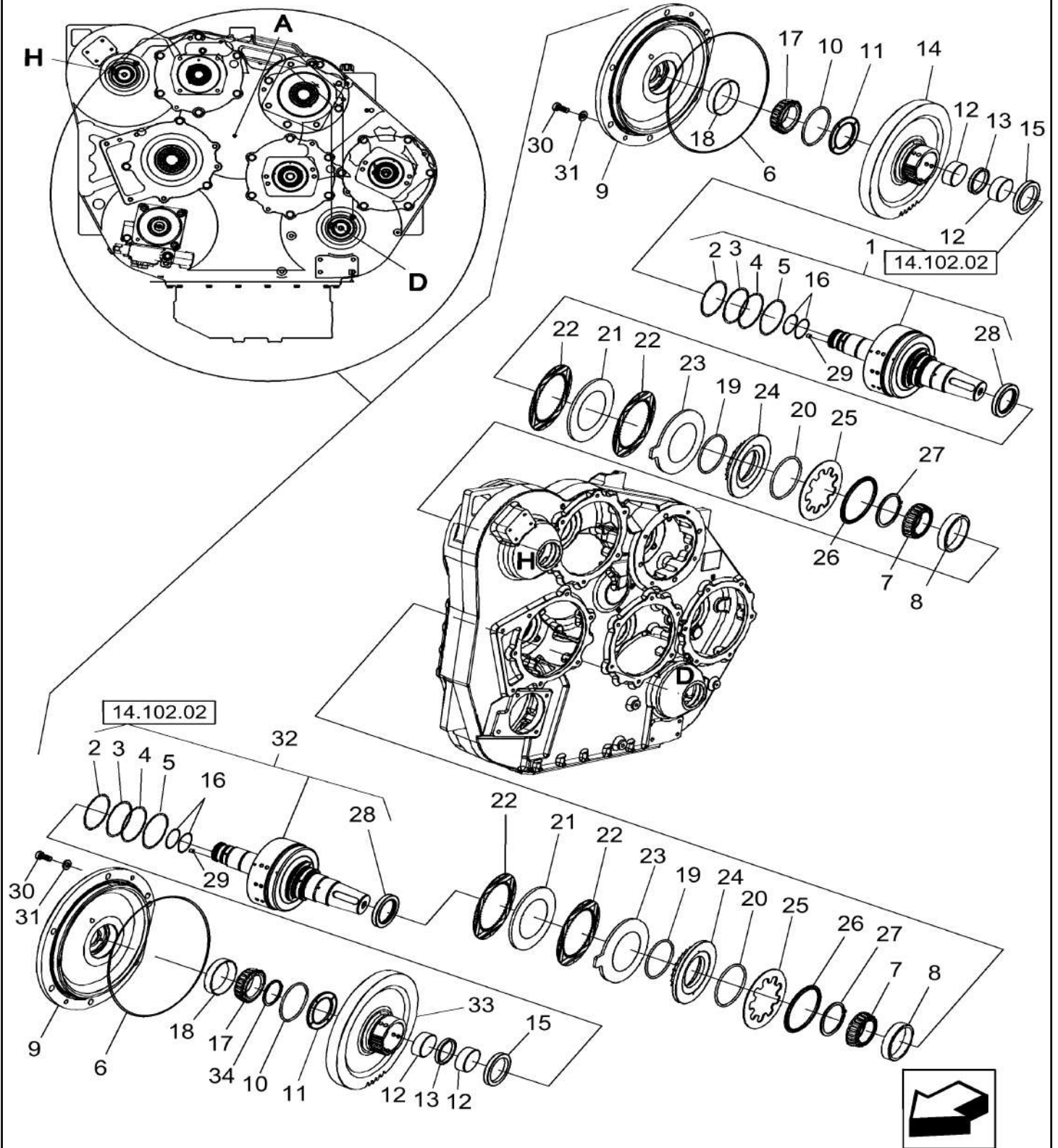
31.146.AB

03

p2

10/201
3

PTO, CLUTCHES & VALVES, ENGINE GEARBOX



31.146.AB

03

p2

10/201
3**PTO, CLUTCHES & VALVES, ENGINE GEARBOX**

REF FN	PART NUMBER	YR/SN	QTY DESCRIPTION
27	800-1170		2 SNAP RING M70, Ext
28	619585C91		2 SEAL Lip
29	1345887C1		2 PLUG Expansion, M9
30	628-12035		AR BOLT Hex, M12 x 35, 10.9, Full Thd
31	896-12012		AR WASHER M12 x 24.5 x 3, HT
32 1	87737569		1 SERVICE KIT Shaft & Clutch Housing Assembly
33	87332117		1 GEAR
34	100-16175		1 SNAP RING #175, Ext

(1) Six Friction Plates, Beater/Chopper Drive

7230 8230 9230

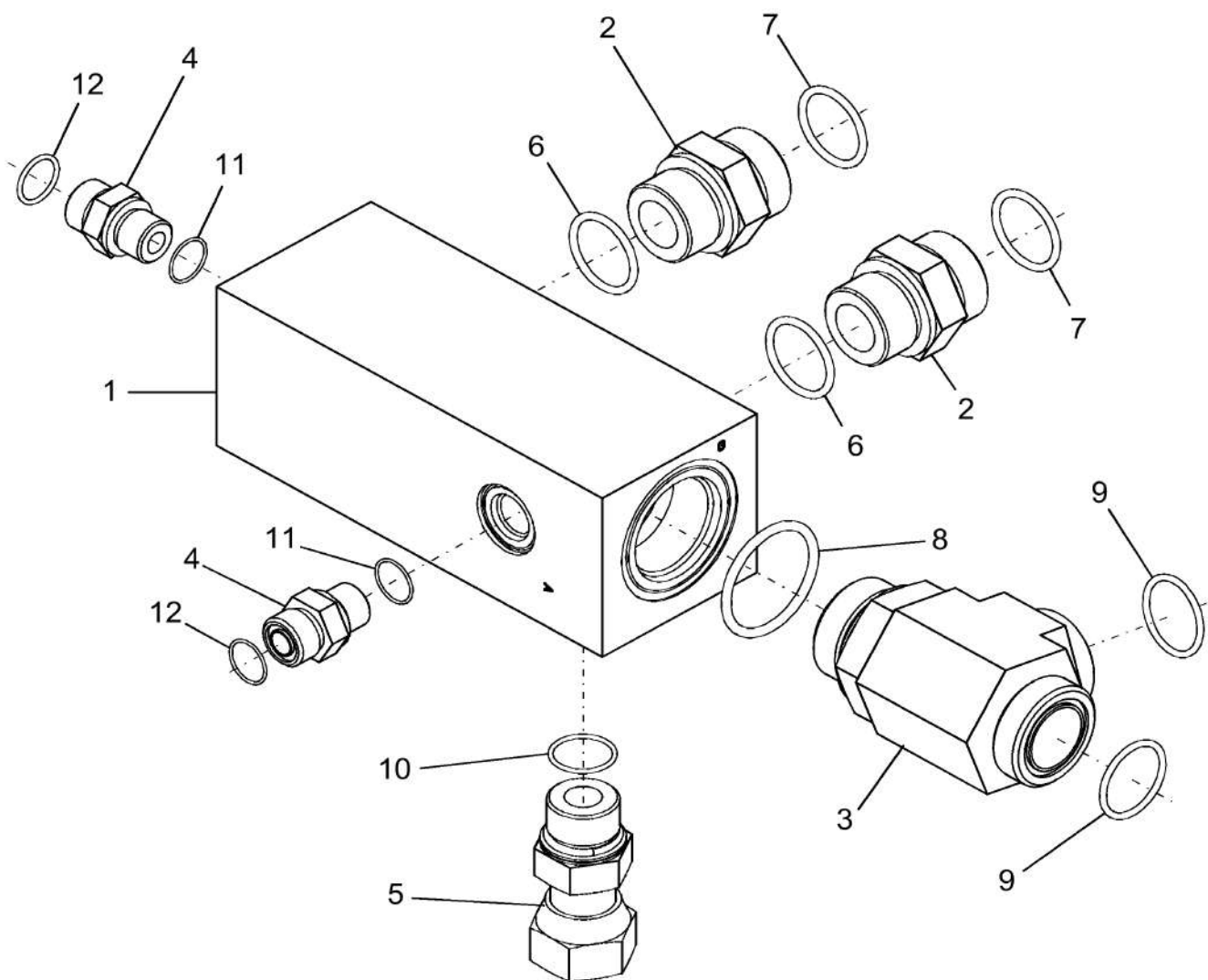
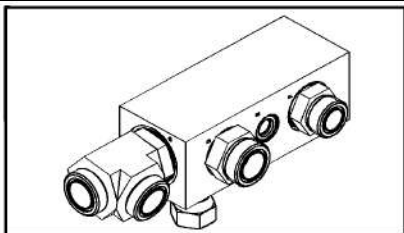
31.146.AB

04

p1

10/201
3

MANIFOLD, DRAIN



31.146.AB

04

p1

10/201
3**MANIFOLD, DRAIN**

REF FN	PART NUMBER	YR/SN	QTY DESCRIPTION
1	87611498		1 MANIFOLD
2	86580179		2 HYD CONNECTOR 1-7/16-12 M33 X 2.0 Includes Ref 6 (1) & Ref 7 (1)
3	86579708		1 TEE 1 11/16"-12 ORFS x M42 x 2 ORB Run Includes Ref 8 (1) & Ref 9 (2)
4	86579676		2 HYD CONNECTOR 13/16"-16 ORFS x M18 x 1.5 ORB Includes Ref 11 (1) & Ref 12 (1)
5	86998396		1 FITTING Includes Ref 10
6	86598104		2 O-RING 29.6mm ID x 2.9mm Width
7	9824050		2 O-RING 0.926" ID x 1.066" OD x 0.07"
8	86598105		1 O-RING 38.6mm ID x 2.9mm Width
9	9824051		2 O-RING 1.176" ID x 1.316" OD x 0.07"
10	86598103		1 O-RING 23.60mm ID x 2.90mm
11	86598101		2 O-RING 15.3mm ID X 2.2mm
12	9992298		2 O-RING 0.489" ID x 0.629" OD x 0.07"

7230 8230 9230

31.146.AB

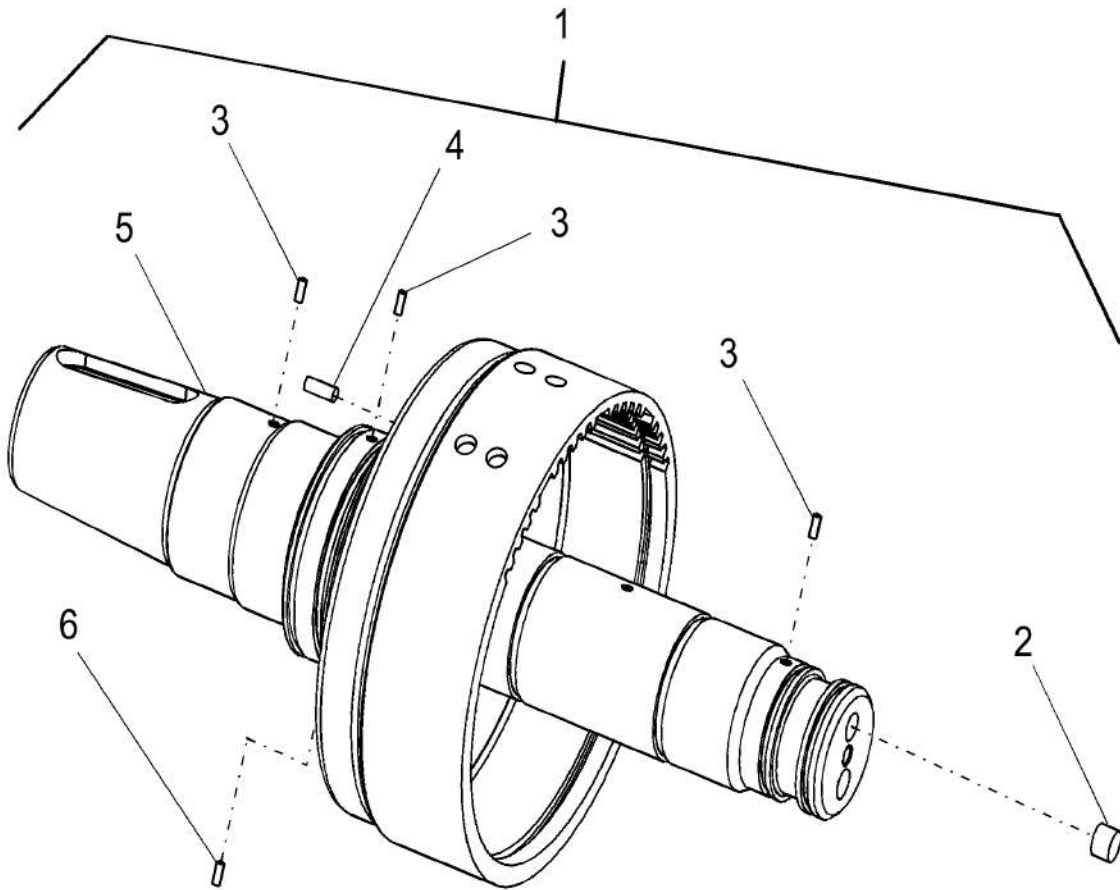
05

p1

10/201
3

SHAFT, CLUTCH PTO

31.114.04



31.146.AB

05

p1

10/201
3

SHAFT, CLUTCH PTO

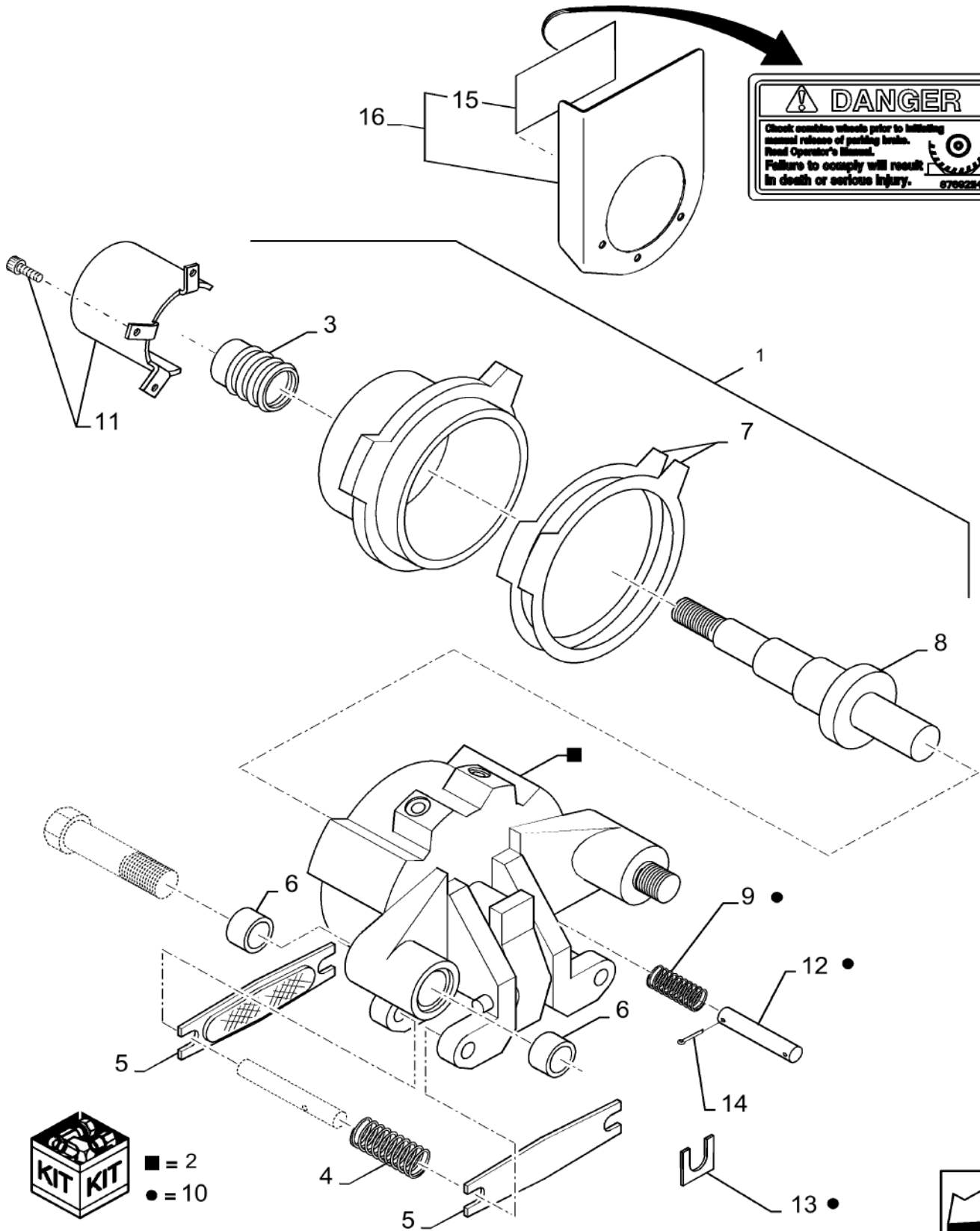
REF	FN	PART NUMBER	YR/SN	QTY	DESCRIPTION
1	1	87107563		1	SHAFT Includes Ref 2 thru 6
1	2	87394766		1	SHAFT Includes Ref 2 thru 6
2		87520607		1	PLUG
3		38-3605		3	PIN 3/32" x 5/16", Coiled
4		31263R1		2	DOWEL M4 x 12
5		NSS		1	NOT SERVICED SEPARATELY Shaft
6		932625R1		1	LOCK PIN M3 x 8, Slotted
(1)		Component of Kit 84223960			
(2)		Beater/Chopper Drive			
					7230 8230 9230

SECTION INDEX

Brakes & controls

33.110.AP		BRAKE GEARBOX
33.110.AT	01	VALVE, HYDRAULIC, PARK - CONNECTORS
33.110.AT	01	VALVE, HYDRAULIC, PARK - CONNECTORS
33.110.AT	02	VALVE, HYDRAULIC, PARK - COMPONENTS
33.110.AT	02	VALVE, HYDRAULIC, PARK - COMPONENTS
33.110.BJ		HYDRAULICS - BRAKE CONTROL LINES
33.202.AF		BRAKE CALIPER
33.202.AJ		SERVICE BRAKE COMMAND
33.202.AK		SERVICE BRAKES
33.202.AP		SERVICE BRAKE PRESSURE LIMITER
33.202.BN		BRAKE, PEDAL
33.202.BT		HYDRAULICS BRAKE CONTROL LINES

BRAKE GEARBOX



⚠ DANGER

Check combine wheels prior to initiating manual release of parking brake. Read Operator's Manual. Failure to comply will result in death or serious injury. 8700224

KIT KIT

■ = 2
● = 10



BRAKE GEARBOX

REF FN	PART NUMBER	YR/SN	QTY DESCRIPTION
1	84818665		1 HAND BRAKE (2 to 12)
2	84819189		1 SEAL KIT
3	84607351		1 CAP
4	84607345		2 SPRING
5	84607353		2 BRAKE SHOE
6	84607354		4 SLEEVE
7	84607355		15 SHIM
8	84817131		1 PISTON Kit
9	84447472		2 SPRING Compression
10	84447501		1 KIT Incl Ref (2) 9, (2) 12, (2) 13
11	84817135		1 KIT Protection
12	84818666		2 PIN
13	84818667		2 SPRING RETAINER CLIP
14	PL		2 PROCURE LOCALLY Pin
15	1 87692114		1 DECAL DANGER - Chock Combine Wheels
15	2 87699716		1 DECAL DANGER - Chock Combine Wheels
16	1 87722121		1 PLATE Park Decal; Includes Ref 15
16	2 87722122		1 PACKAGE,SERVICE Plate, Park Decal; Includes Ref 15

(1) NA

(2) EU

7230 8230 9230

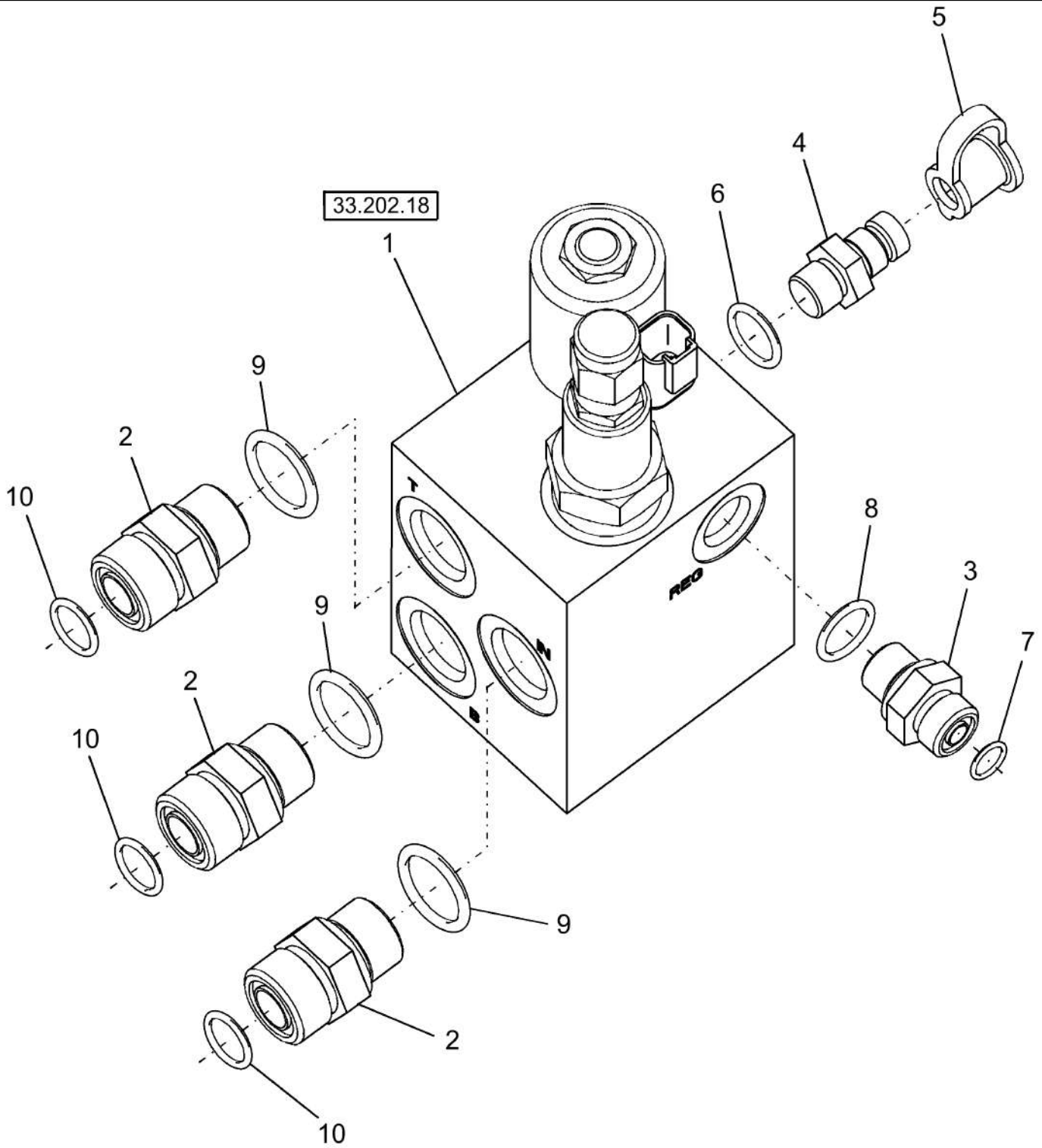
33.110.AT

01

p1

10/201
3

VALVE, HYDRAULIC, PARK - CONNECTORS



33.110.AT

01

p1

10/201
3**VALVE, HYDRAULIC, PARK - CONNECTORS**

REF FN	PART NUMBER	YR/SN	QTY DESCRIPTION
1	87708879		1 MANIFOLD Hyd
2	86579680		3 HYD CONNECTOR 1"-14 ORFS x M22 x 1.5 ORB Incl Refs 9 & 10
3	86579672		1 HYD CONNECTOR 11/16"-16 ORFS x M16 x 1.5 ORB Incl Refs 7 & 8
4	84320565		1 COUPLING M14 x 1.5 Incl Ref 6
5	86502604		1 DUST CAP
6	86598099		1 O-RING 11.30mm ID x 2.20mm
7	9993141		1 O-RING 0.364" ID x 0.504" OD x 0.07"
8	86598100		1 O-RING 13.30mm ID x 2.20mm
9	86598102		3 O-RING 19.30mm ID x 2.20mm
10	9992069		3 O-RING 0.614" ID x 0.754" OD x 0.07"

7230 8230 9230

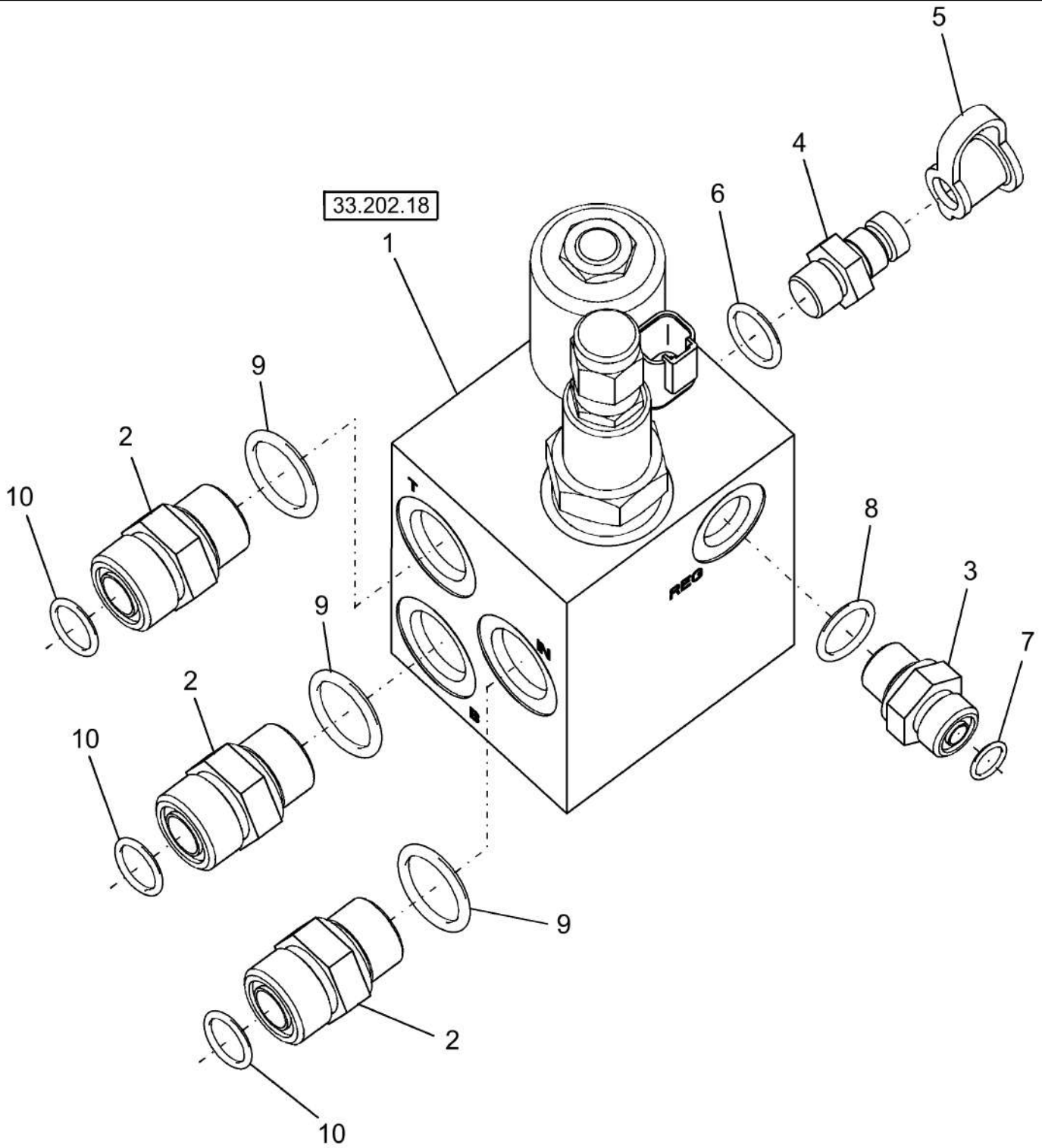
33.110.AT

01

p1

10/201
3

VALVE, HYDRAULIC, PARK - CONNECTORS



33.110.AT

01

p1

10/201
3**VALVE, HYDRAULIC, PARK - CONNECTORS**

REF FN	PART NUMBER	YR/SN	QTY DESCRIPTION
1	87708879		1 MANIFOLD Hyd
2	86579680		3 HYD CONNECTOR 1"-14 ORFS x M22 x 1.5 ORB Incl Refs 9 & 10
3	86579672		1 HYD CONNECTOR 11/16"-16 ORFS x M16 x 1.5 ORB Incl Refs 7 & 8
4	84320565		1 COUPLING M14 x 1.5 Incl Ref 6
5	86502604		1 DUST CAP
6	86598099		1 O-RING 11.30mm ID x 2.20mm
7	9993141		1 O-RING 0.364" ID x 0.504" OD x 0.07"
8	86598100		1 O-RING 13.30mm ID x 2.20mm
9	86598102		3 O-RING 19.30mm ID x 2.20mm
10	9992069		3 O-RING 0.614" ID x 0.754" OD x 0.07"

7230 8230 9230

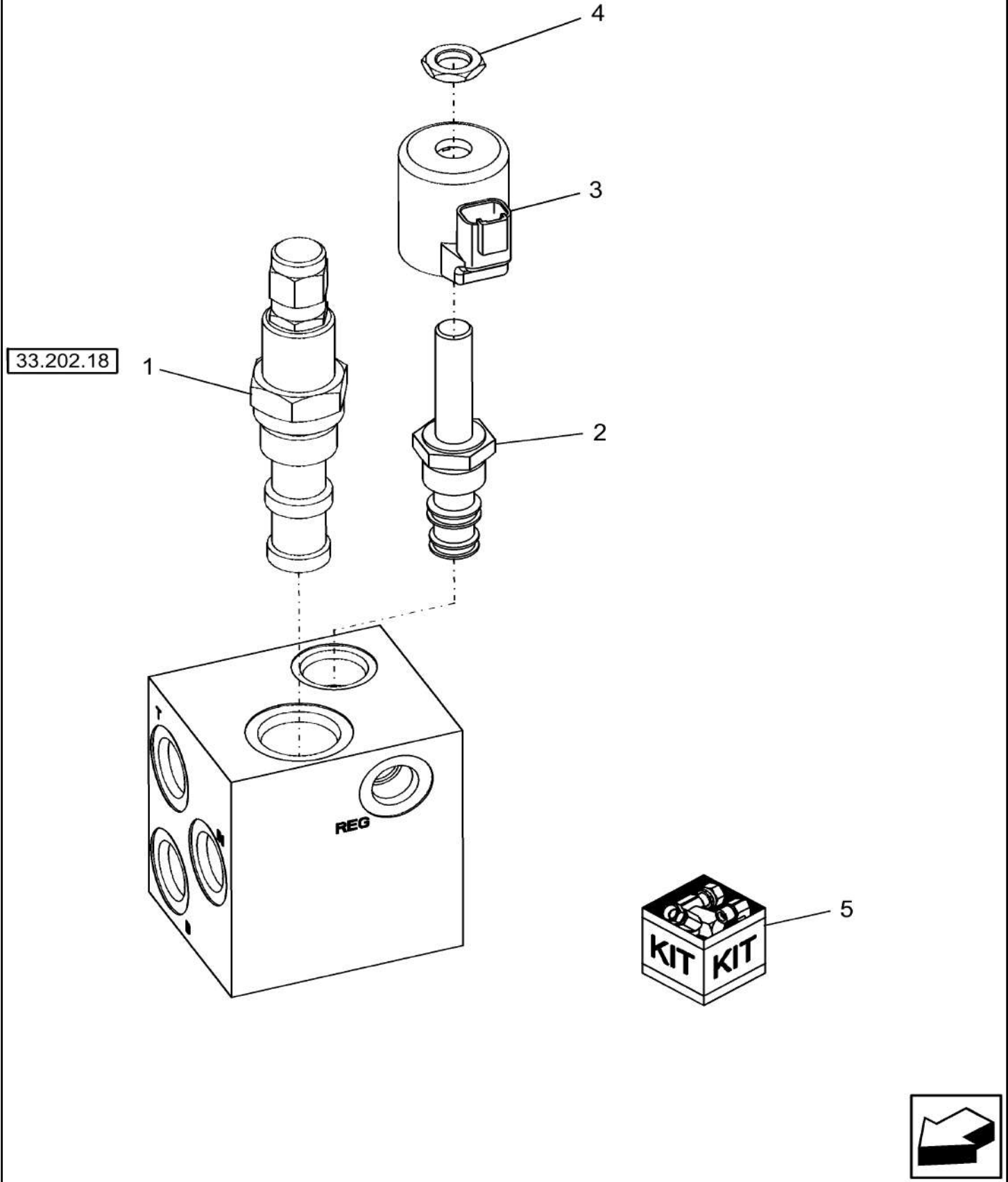
33.110.AT

02

p1

10/201
3

VALVE, HYDRAULIC, PARK - COMPONENTS



33.202.18

1

4

3

2

5



33.110.AT

02

p1

10/201
3

VALVE, HYDRAULIC, PARK - COMPONENTS

REF FN	PART NUMBER	YR/SN	QTY DESCRIPTION
1	87280132		1 PRESSURE RELIEF VALVE Pressure Control, Reducing; See Also Ref 5
2	190711A1		1 VALVE
3	87352779		1 SOLENOID
4	195683A1		1 JAM NUT 1/2"-20, Thin
5	1260872C91		1 SEAL KIT Services Ref 2

7230 8230 9230

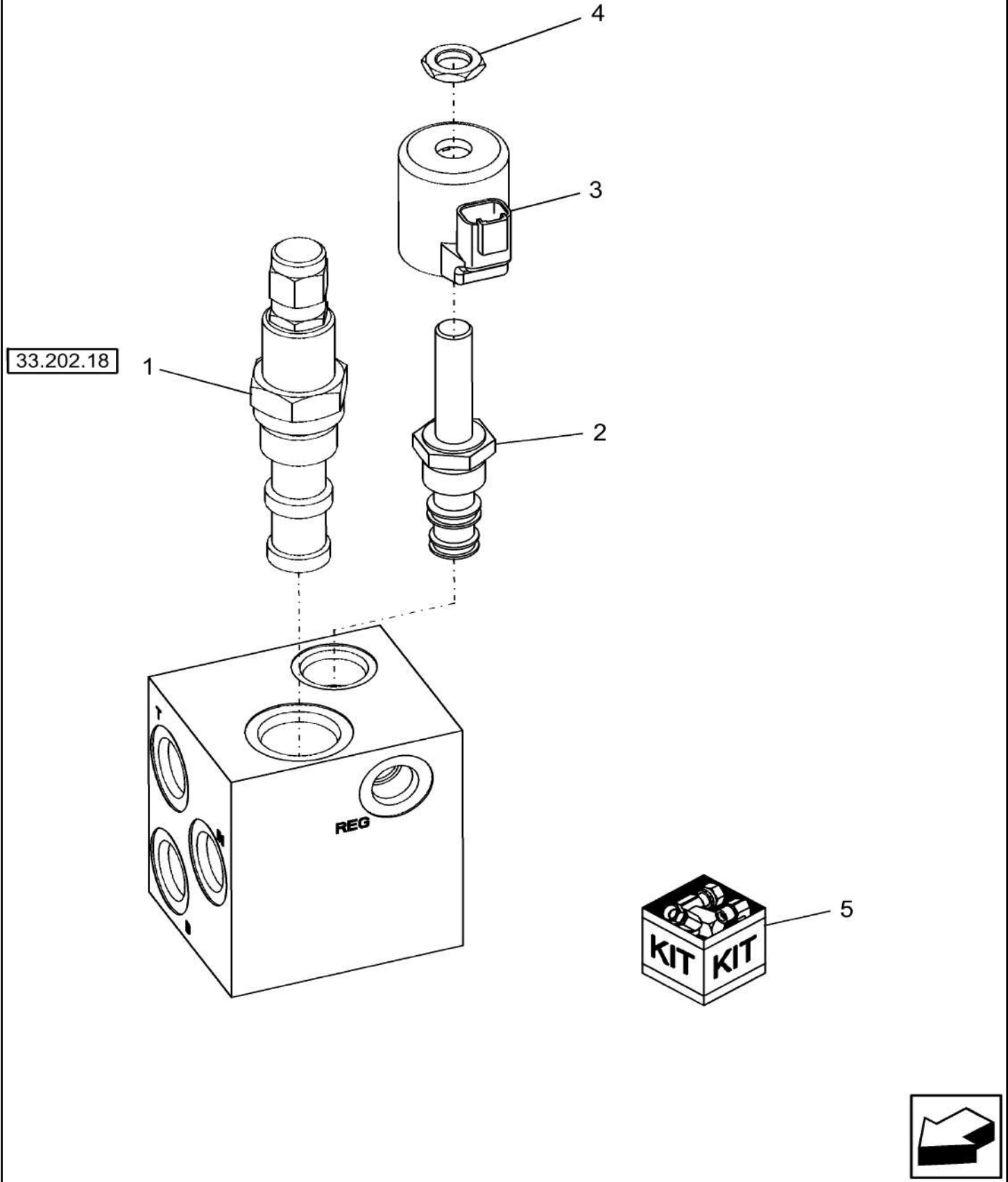
33.110.AT

02

p1

10/201
3

VALVE, HYDRAULIC, PARK - COMPONENTS



33.202.18

1

4

3

2

5



33.110.AT

02

p1

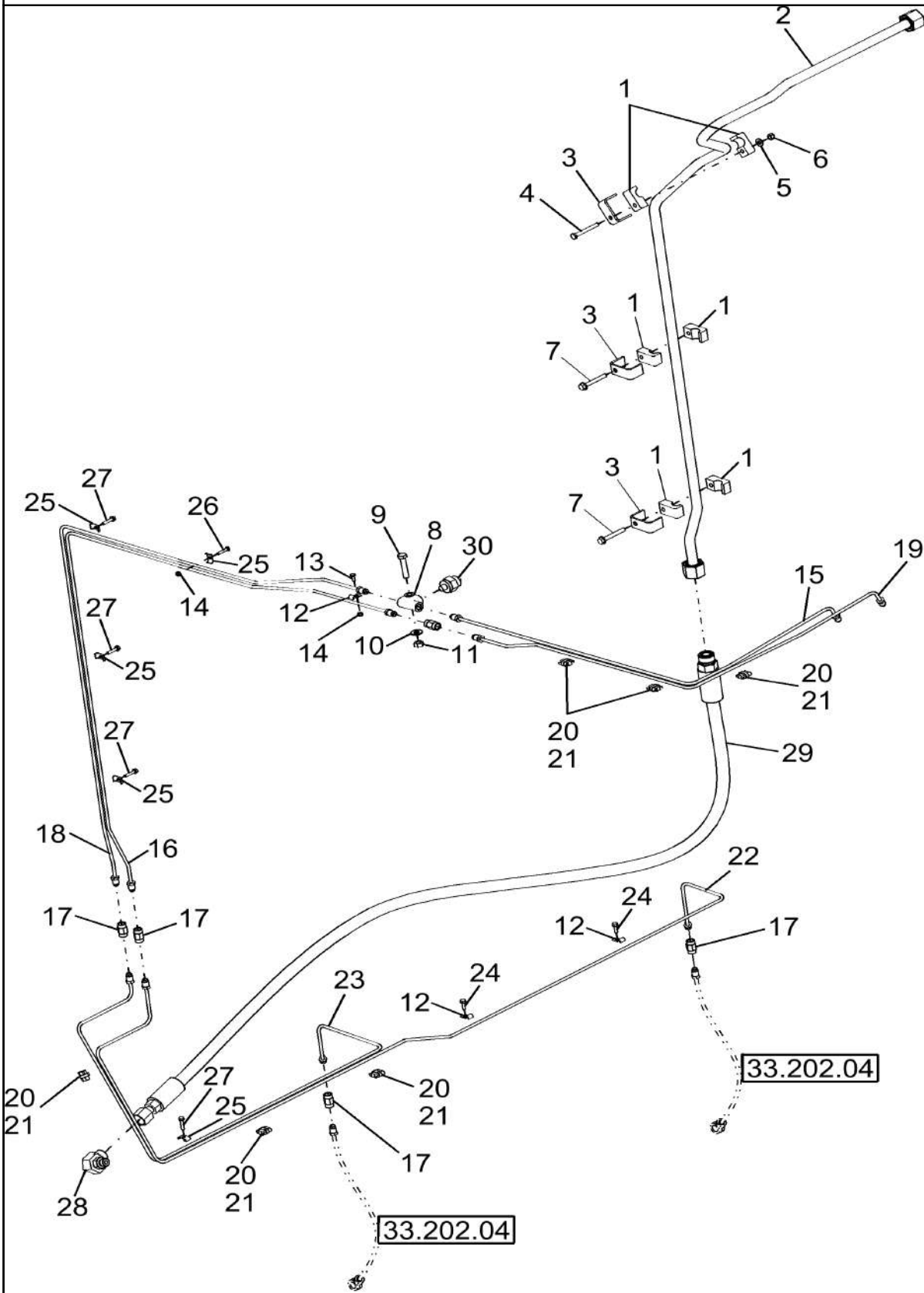
10/201
3

VALVE, HYDRAULIC, PARK - COMPONENTS

REF FN	PART NUMBER	YR/SN	QTY DESCRIPTION
1	87280132		1 PRESSURE RELIEF VALVE Pressure Control, Reducing; See Also Ref 5
2	190711A1		1 VALVE
3	87352779		1 SOLENOID
4	195683A1		1 JAM NUT 1/2"-20, Thin
5	1260872C91		1 SEAL KIT Services Ref 2

7230 8230 9230

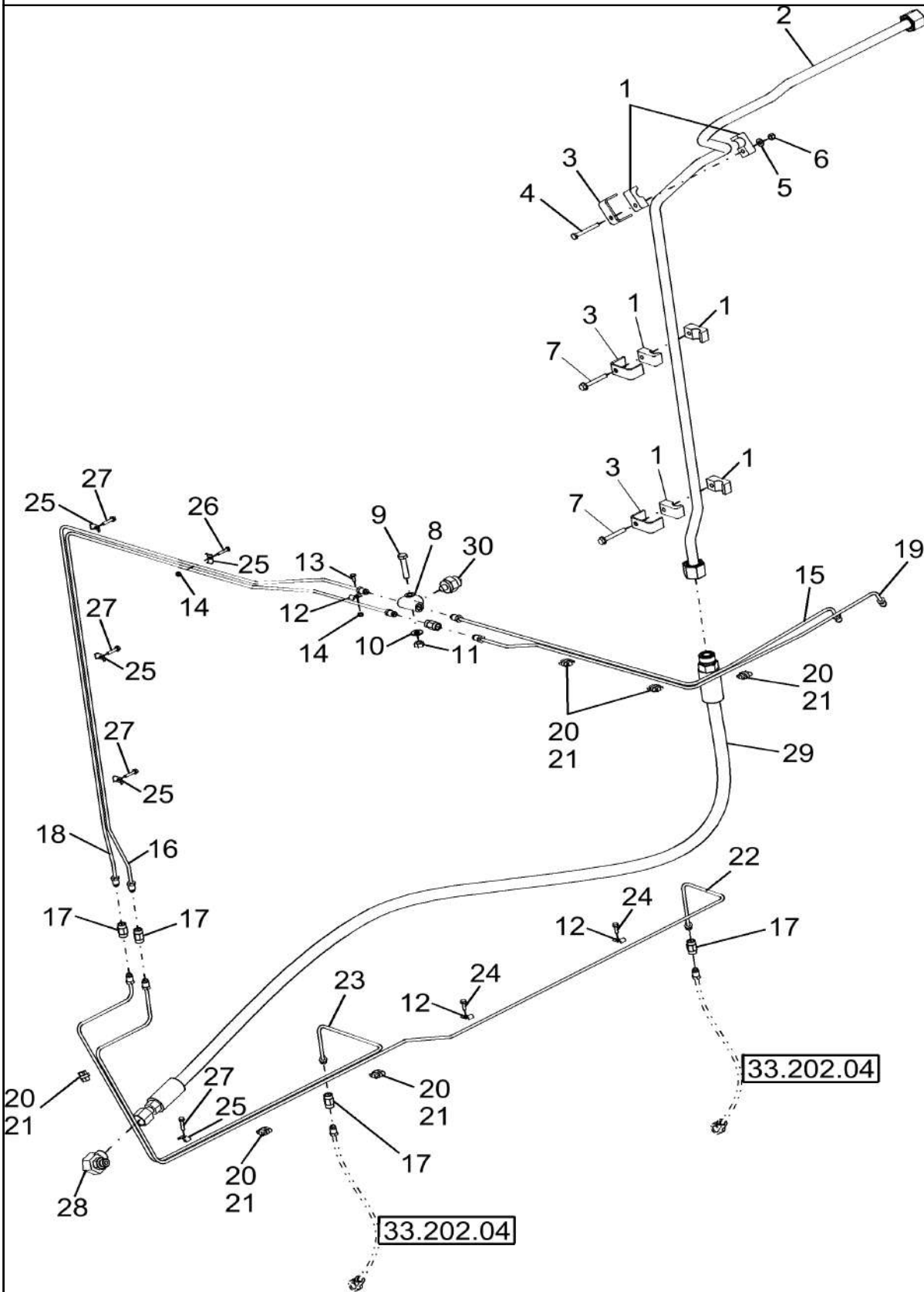
HYDRAULICS - BRAKE CONTROL LINES



HYDRAULICS - BRAKE CONTROL LINES

REF FN	PART NUMBER	YR/SN	QTY DESCRIPTION
1	433007		6 CLAMP
2	87563488		1 HYD. TUBE 0.625" OD Park Brake Work
3	433100		3 SUPPORT
4	120056		1 BOLT Hex, M6 x 1 x 50mm, CI 8.8
5	322357		1 BELLEVILLE WASHER M6
6	353308		1 NUT M6 x 1, CI 8
7	87028761		2 SELF-TAP SCREW Hex Wash Hd, M6.3 x 50
8	9505391		1 TEE
9	43129		1 BOLT Hex, M8 x 1.25 x 40mm, CI 8.8
10	322358		1 BELLEVILLE WASHER M8
11	9706690		1 NUT Hex, M8, 1.25mm Pitch, 6.80mm High, CI 8, ZND
12	84814932		3 CLAMP
13	385683		1 BOLT Hex, M4 x 0.7 x 10mm, CI 8.8, Full Thd
14	385681		2 NUT M4 x .7, CI 8
15	87280703		1 TUBE 4.75 mm OD Brake, Upper, Right
16	87280706		1 TUBE 4.75 mm OD Brake, Mid, Left, 82/9230 All, 7230 W/ Tracks
16	87563487		1 HYD. TUBE 4.76 mm OD Brake, Mid, Left, 7230 Only
17	84062540		5 HYD CONNECTOR
18	87280705		1 TUBE 4.75 mm OD Brake, Mid, Right, 82/9230 All, 7230 W/ Tracks
18	87563486		1 HYD. TUBE 4.76 mm OD Brake, Mid, Right, 7230 Only
19	87280704		1 TUBE 4.75 mm OD Brake, Upper, Left
20	87000394		6 CLIP Tube
21	86566989		6 CABLE TIE M4.75 x 190.5 L
22	87376959		1 TUBE 696.6, 450.91 mm L Brake, Lower, Left, 82/9230 All, 7230 W/ Tracks
22	87692952		1 HYD. TUBE 4.75 mm DIA x 880, 193 mm L Brake, Lower, Left, 7230 Only
			7230 8230 9230

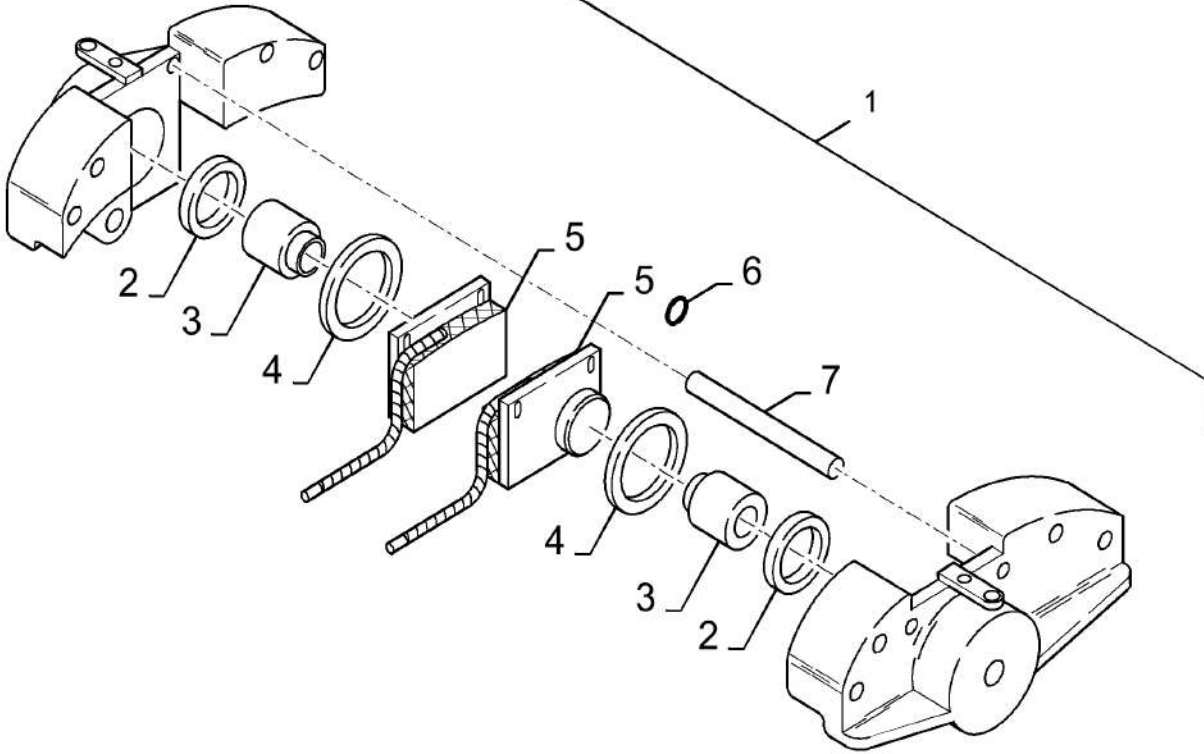
HYDRAULICS - BRAKE CONTROL LINES



HYDRAULICS - BRAKE CONTROL LINES

REF FN	PART NUMBER	YR/SN	QTY DESCRIPTION
23	87376961		1 TUBE 1102.06, 455.78 mm L Brake, Lower, Right, 82/9230 All, 7230 W/ Tracks
23	87692951		1 HYD. TUBE 430, 100 mm L Brake, Lower, Right, 7230 Only
24	87024982		2 SELF-TAP SCREW Hex Wash Hd, M4.2 x 16
25	84814933		5 CLAMP
26	412255		1 BOLT Hex, M4 x 0.7 x 20mm, Cl 8.8, Full Thd
27	86979018		4 SELF-TAP SCREW Flat Hd, M4.2 x 22
28	86579689		1 ELBOW 90°, 13/16"-18 ORFS x M14 x 1.5 ORB
29	87280111		1 HOSE Park Brake Supply
30	354372		1 PRESSURE SWITCH Brake Control Lines
			7230 8230 9230

BRAKE CALIPER



33.202.AF

p1

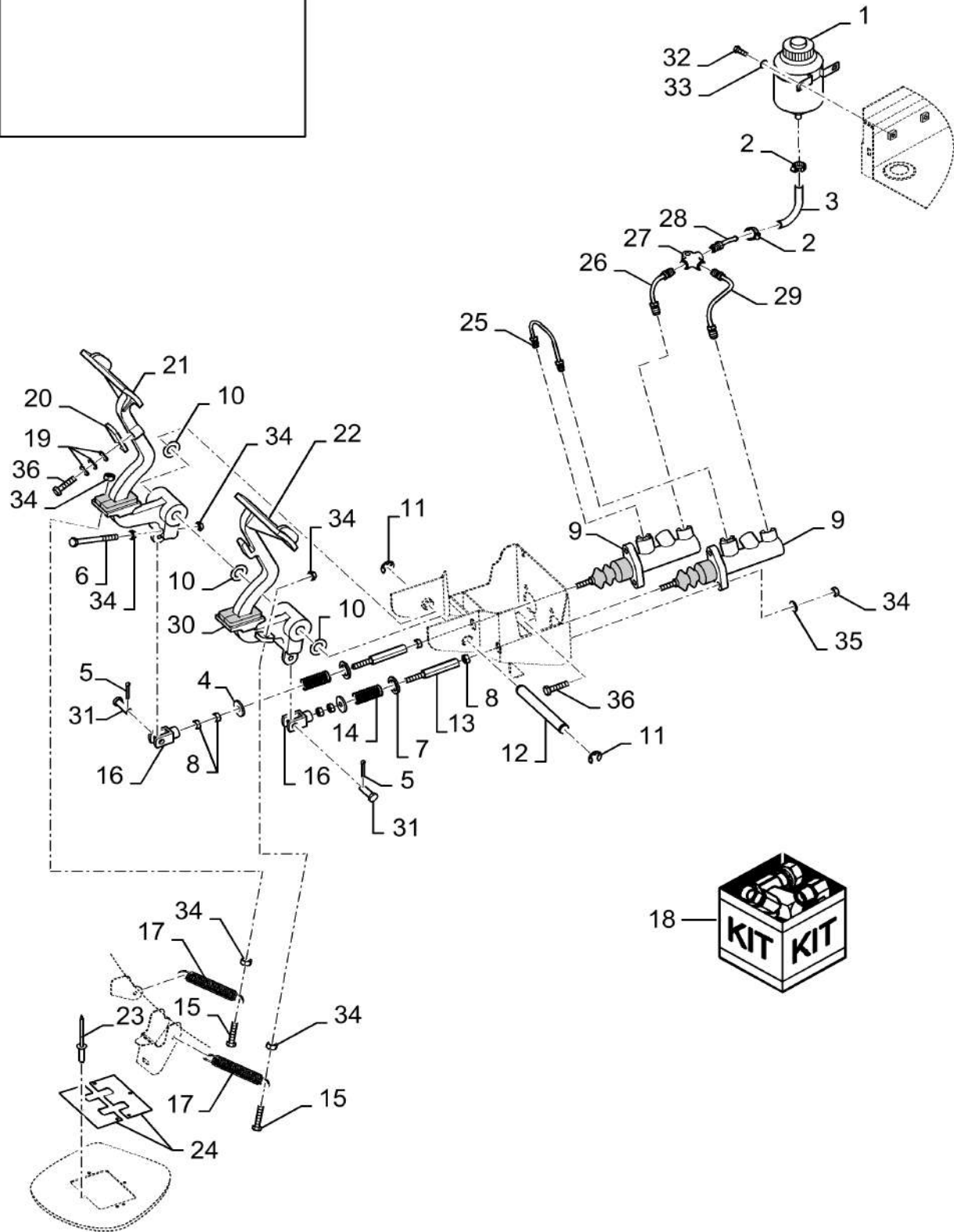
10/201
3

BRAKE CALIPER

REF FN	PART NUMBER	YR/SN	QTY DESCRIPTION
1	84989455		AR BRAKE CALIPER
2	89835351		2 SEAL
3	89850149		2 PISTON
4	89835350		2 GASKET
5	89832306		2 SET OF BRAKE LININGS
6	89835353		1 O-RING
7	89850148		2 PIN

7230 8230 9230

SERVICE BRAKE COMMAND

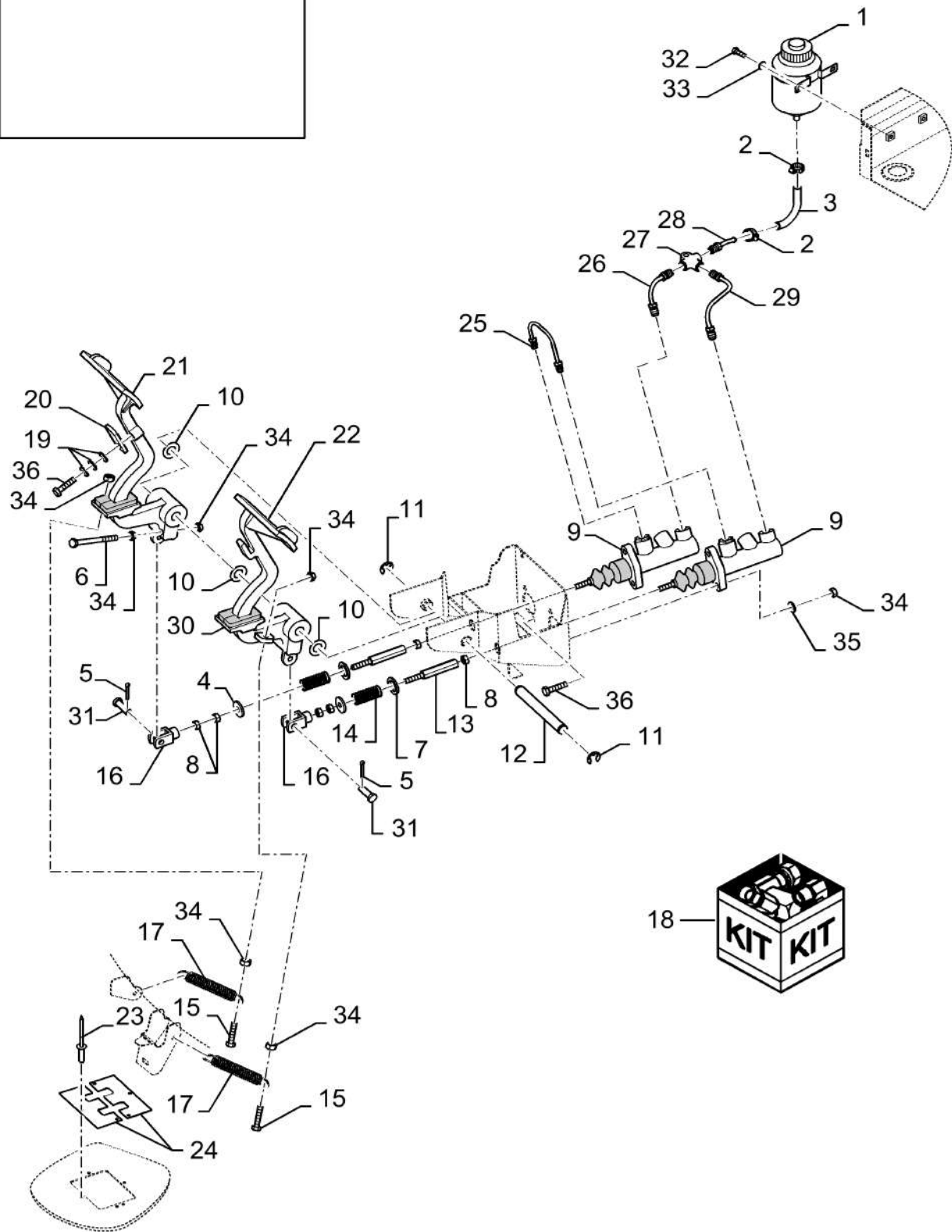


SERVICE BRAKE COMMAND

REF FN	PART NUMBER	YR/SN	QTY DESCRIPTION
1	9819520		1 BRAKE FLUID RESERVOIR
2	913888		2 HOSE CLAMP Worm Gear
3	84206225		1 HYDRAULIC HOSE Service Brake Command, Upper Left
4	140041		2 WASHER M8 x 28 x 3
5	9512667		2 COTTER PIN M2 x 20
6	86639028		2 BOLT Hex, M8 x 65mm, Cl 8.8, Full Thd
7	378246		2 WASHER M16
8	100097		6 JAM NUT Thin, M8 x 1.25, Cl 04
9	84062326		2 MASTER CYLINDER
10	393062		3 WASHER M17 x 45 x 0.9 Thk
11	84062118		2 CIRCLIP M12, Ext Retaining
12	84061893		1 SHAFT
13	84334737		2 COUPLING
14	395710		2 SPRING Return, Brake Valve
15	120107		2 BOLT Hex, M8 x 1.25 x 50mm, Cl 8.8, Full Thd
16	916433		2 CLEVIS
17	9811656		2 SPRING Clutch
18	84429169		AR REPAIR KIT Master Cylinder
19	397881		3 SPRING WASHER
20	84334941		1 PLATE
21	84071203		1 PEDAL R.H.
22	84071204		1 PEDAL L.H.
23	PL		10 PROCURE LOCALLY RIVET, Pop
24	84061895		2 PLATE
25	84989919		1 BRAKE LINE
26	84989893		1 BRAKE LINE
27	919855		1 TEE
28	84989891		1 HYD. TUBE 65.4, 14.9 mm L Brake
29	84989866		1 BRAKE LINE
30	9819826		2 SEAL
31	374834		2 CLEVIS PIN M8 x 22

7230 8230 9230

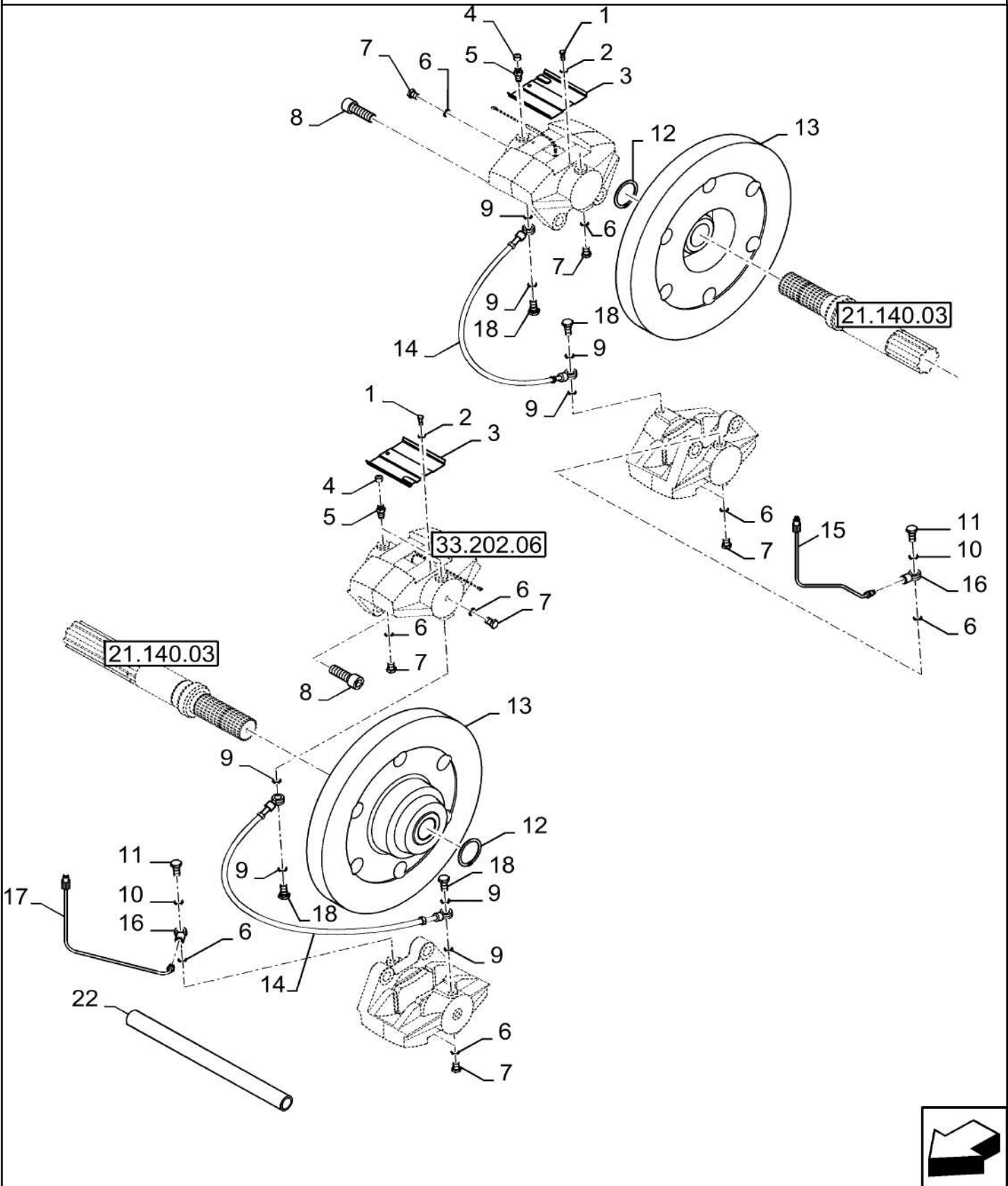
SERVICE BRAKE COMMAND



SERVICE BRAKE COMMAND

REF FN	PART NUMBER	YR/SN	QTY DESCRIPTION
32	86508568		2 BOLT Hex, M6 x 16mm, Cl 8.8, Full Thd
33	322357		2 BELLEVILLE WASHER M6
34	9706690		12 NUT Hex, M8, 1.25mm Pitch, 6.80mm High, Cl 8, ZND
35	322358		4 BELLEVILLE WASHER M8
36	43127		5 BOLT Hex, M8 x 1.25 x 25mm, Cl 8.8, Full Thd
			7230 8230 9230

SERVICE BRAKES



SERVICE BRAKES

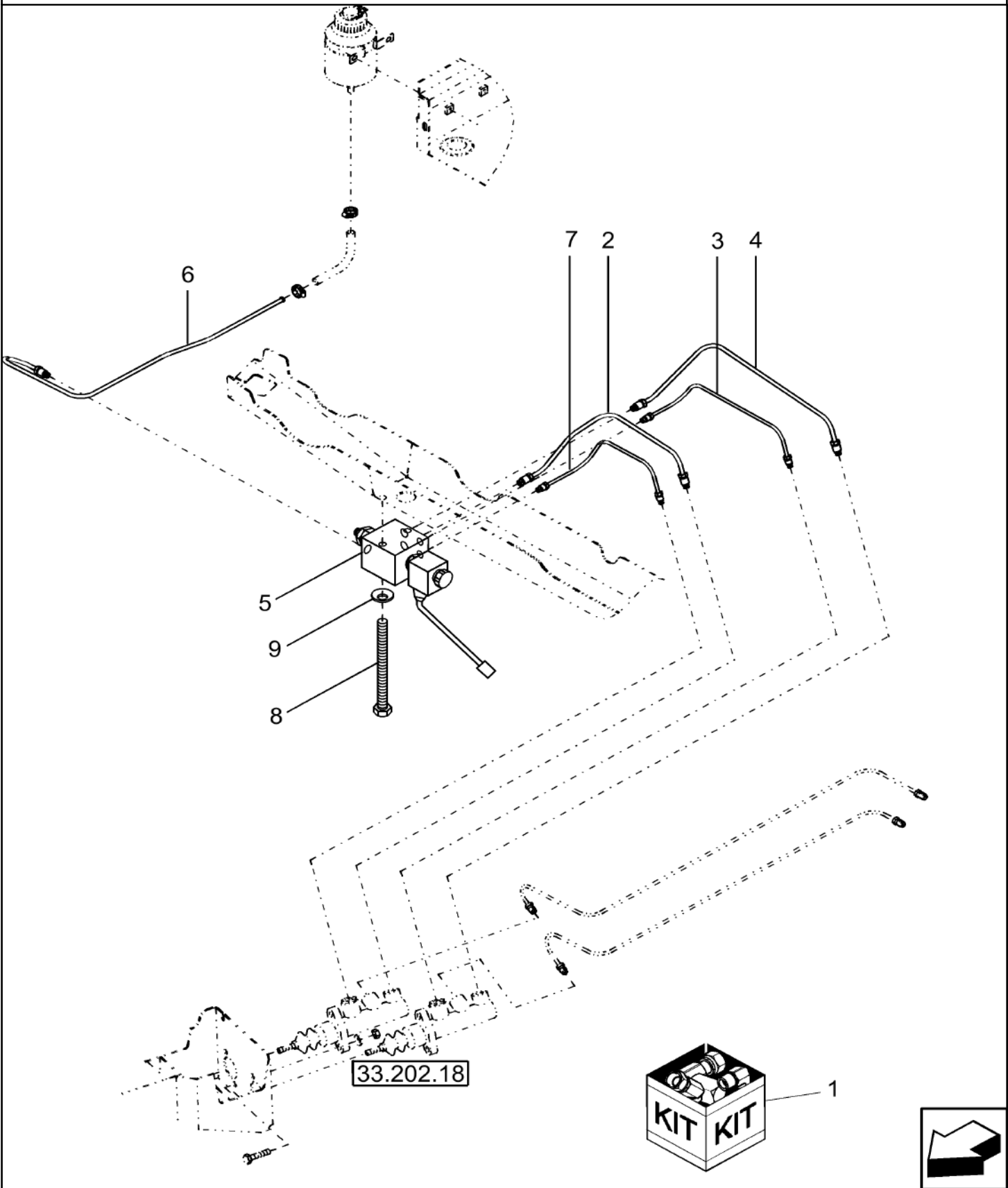
REF FN	PART NUMBER	YR/SN	QTY DESCRIPTION
1	300806		4 BOLT Hex, M5 x 0.8 x 10mm, Cl 8.8, Full Thd
2	80322356		4 WASHER M5
3	84004317		2 COVER
4	89835349		4 CAP Seal
5	89832308		4 SCREW Vent
6	84439102		10 SEALING WASHER
7	89832307		8 SCREW Sealing
8	89817243		8 SCREW Cylinder Hd
9	84449206		8 RING
10	80355607		2 SEALING RING
11	89832304		2 BANJO BOLT Hollow
12	370007		2 SNAP RING M45, Ext
13	84071143		2 BRAKE DISC Dia. = 330 mm; For 16/71 Differential Only
13	84071125		2 BRAKE DISC Dia. = 400 mm; For 20/61 Differential Or 16/71 W/Diff Lock (8120 Service Only)
14	84447450		2 BRAKE LINE L = 360 mm
15	84801453		1 BRAKE LINE For 16/71 Differential
15	87330717		1 BRAKE LINE For 20/61 Differential
16	9832303		2 FITTING
17	84801451		1 BRAKE LINE For 16/71 Differential
17	87330720		1 BRAKE LINE 4.75 mm DIA For 20/61 Differential
18	84449205		4 BANJO BOLT M10 x 1 x 17
22	87486643		2 PROTECTIVE SLEEVE For Brake Line Hoses
			7230 8230 9230

33.202.AP

p1

10/201
3

SERVICE BRAKE PRESSURE LIMITER



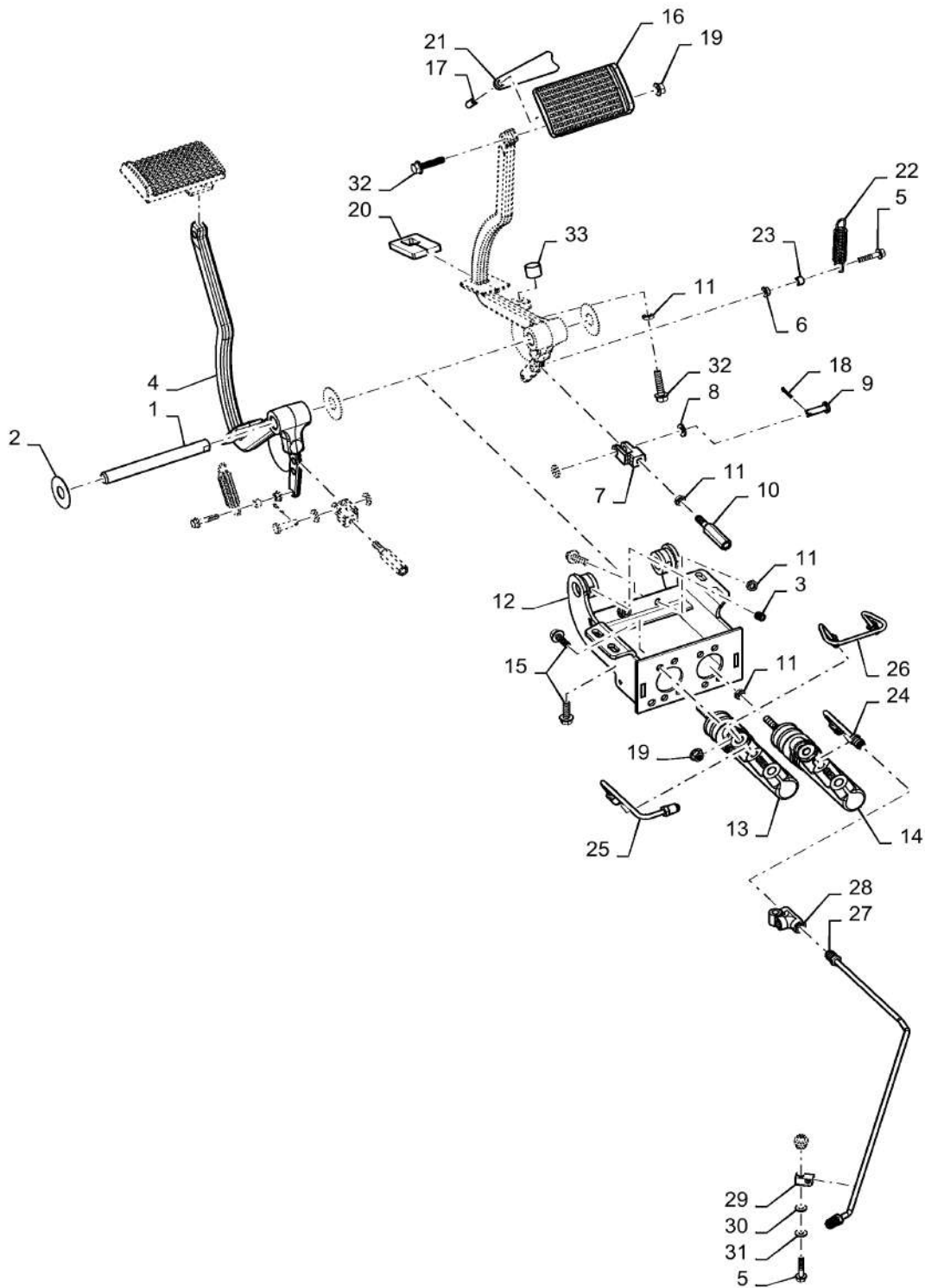
33.202.AP

p1

10/201
3**SERVICE BRAKE PRESSURE LIMITER**

REF FN	PART NUMBER	YR/SN	QTY	DESCRIPTION
1	84111776		1	DIA KIT, HARVESTER Brake Pressure Limiter
2	84444597		1	HYD. TUBE 6 mm DIA x 217, 164 mm L Brake
3	84439851		1	TUBE 4.75 mm DIA x 237, 50 mm L Brake
4	84444599		1	HYD. TUBE 6 mm DIA x 304, 142.5 mm L Brake
5	84607499		1	HYDRAULIC VALVE
6	84444595		1	HYD. TUBE 6 mm DIA Brake
7	84439849		1	TUBE 4.75 mm DIA x 168, 71 mm L Brake
8	86508569		1	BOLT Hex, M6 x 70mm, Cl 8.8
9	322357		1	BELLEVILLE WASHER M6
				7230 8230 9230

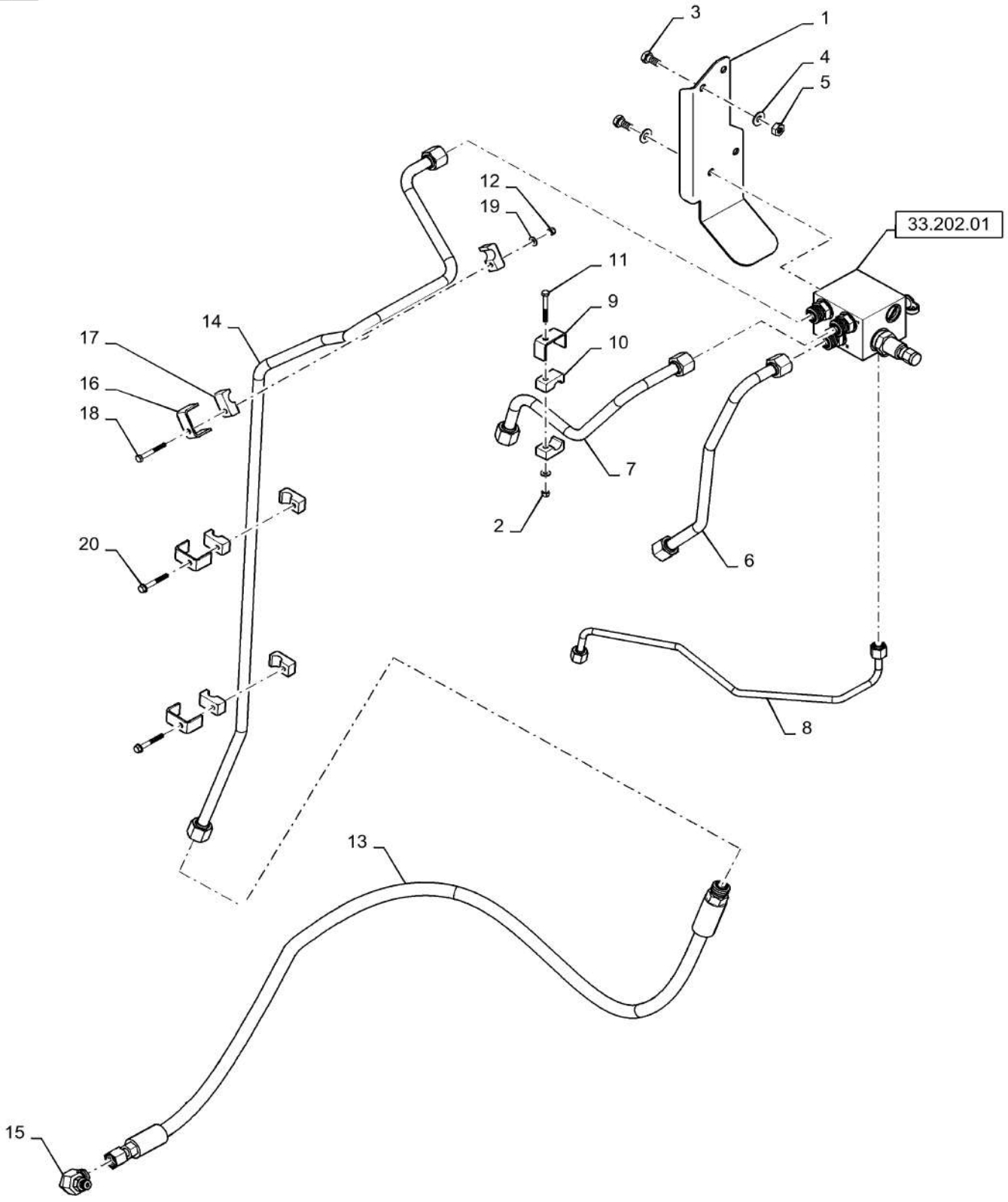
BRAKE, PEDAL



BRAKE, PEDAL

REF FN	PART NUMBER	YR/SN	QTY DESCRIPTION
1	47423468		1 SHAFT Brake Pedal
2	393062		3 WASHER M17 x 45 x 0.9 Thk
3	84814918		2 SET SCREW Hex Soc, M8 x 12, Cup Pt
4	47404213		2 ARM Brake Pedal
5	87698760		3 BOLT Flange, M6 X 30 10.9
6	86050300		2 FLANGE NUT M6 x 1, Flg, CI10
7	47404990		2 CLEVIS Brake
8	83931520		4 WASHER M8 x 17 x 2 Thk
9	335040		2 CLEVIS PIN M8 x 28
10	84541269		2 LINKAGE Brake
11	16102311		8 THIN NUT Thin, M8 x 1.25, CI 04
12	47420662		1 BRACKET Brake Valve Support
13	84062326		2 MASTER CYLINDER Incl 14
14	84429169		1 REPAIR KIT Services 84062326 (13)
15	87698833		8 BOLT Hvy Hex Flg, M8 x 25mm, CI 10.9, Full Thd Flange, M8 X 25 10.9
16	84536915		2 PAD Rubber
17	87584294		1 PIN Spring, 8mm x 24mm
18	9512667		2 COTTER PIN M2 x 20
19	87681210		6 FLANGE NUT Hex, M8, CI 10
20	47394673		2 SEAL Pedal
21	47420664		1 ARM Brake Pedal Locking
22	47394672		2 SPRING Extension
23	87605321		2 SPACER 1/8" Pipe
24	84388322		1 BRAKE LINE Cylinder Supply Tube 2
25	84388324		1 BRAKE LINE Cylinder Supply Tube 1
26	84388326		1 BRAKE LINE Master Cylinder Cross
27	47405804		1 BRAKE LINE Master Cylinder Supply 1
28	919855		1 TEE Bronze, M12 Female
29	183820C1		1 CLAMP 1/4" OD Tube
30	12646601		1 WASHER M6 x 15 x 1.5
31	322357		1 BELLEVILLE WASHER M6
32	{84465299}		6 Flange, M8 X 35 Full Thread
33	47408190		2 RUBBER BUMPER
			7230 8230 9230

HYDRAULICS BRAKE CONTROL LINES



HYDRAULICS BRAKE CONTROL LINES

REF FN	PART NUMBER	YR/SN	QTY DESCRIPTION
1	84346086		1 BRACKET
2	353308		1 NUT M6 x 1, CI 8
3	43138		4 BOLT Hex, M10 x 1.5 x 20mm, CI 8.8, Full Thd
4	140045		4 BELLEVILLE WASHER M10
5	100016		2 NUT M10, CI 8
6	84325017		1 HYD. TUBE Park/Reg Valve Supply
7	84325015		1 HYD. TUBE Park/Reg Drain
8	84325013		1 HYD. TUBE Regulated Pressure
9	87000159		1 CLAMP
10	72180326		2 PLATE
11	16044321		1 SCREW Hex, M8 x 1.25 x 55mm, CI 8.8
12	86629542		1 NUT M8 x 1.25, CI 8
13	87280111		1 HOSE Park Brake Supply
14	84325011		1 HYD. TUBE Park Brake Work
15	86579689		1 ELBOW 90°, 13/16"-18 ORFS x M14 x 1.5 ORB
16	430356		6 CLAMP
17	84814948		3 SUPPORT
18	120056		1 BOLT Hex, M6 x 1 x 50mm, CI 8.8
19	322357		1 BELLEVILLE WASHER M6
20	87028761		2 SELF-TAP SCREW Hex Wash Hd, M6.3 x 50
			7230 8230 9230

SECTION INDEX

Hydraulic systems

35.106.AD		HYDRAULIC- PFC PUMP
35.106.AN		PUMP, HYD. ROTOR
35.106.AO	01	HYDRAULICS- PTO(1)
35.106.AO	02	HYDRAULICS- PTO(2)
35.106.AO	03	HYDRAULICS- PTO(3)
35.106.AO	04	HYDRAULIC CLUTCH VALVE PLUMBING
35.106.AO	05	HYDRAULIC LINES, PTO 1
35.106.AQ		PTO FILTER ASSY
35.220.AA	01	PUMP, TRIPLE GEAR
35.220.AA	02	PUMP, HYD. FEEDER
35.220.AA	03	MOTOR, HEADER - FEEDER
35.220.AA	04	MOTOR, HYDRAULIC - SPREADER W/ DRAIN
35.220.AA	05	MOTOR, HYDRAULIC- SPREADER W/SENSOR
35.300.AD	01	RESERVOIR HYDRAULIC HOSES
35.300.AD	02	PTO, VALVES & TUBES, ENGINE GEARBOX
35.300.AE	01	VALVE, HYDRAULIC PTO/CHARGE REGULATOR - CONNECTORS
35.300.AE	02	VALVE, HYDRAULIC PTO/CHARGE REGULATOR - COMPONENTS
35.300.AN		FILTERS AND MAIN STACK VALVE
35.300.AN	01	HYDRAULIC RESERVOIR RETURN FILTER ASSY
35.300.AN	02	HYDRAULIC CHARGE FILTER ASSY
35.300.AQ		RESERVOIR- OIL, HYDRAULIC
35.300.BC		ENGINE HYDRAULICS FRONT 82/9230
35.300.BQ		ACCUMULATOR - RIDE CONTROL
35.322.BF		MANIFOLD, CHARGE PRESSURE
35.353.AE	01	HYDRAULIC SYSTEM, TRACK ASSY, MAIN FRAME
35.353.AE	02	HYDRAULIC LINE, TRACK ASSY, WIDE
35.353.AE	03	HYDRAULIC LINE, TRACK ASSY, EU, 24IN
35.353.AE	04	HYDRAULIC LINE, TRACK ASSY, EU 30IN
35.359.AB	01	HYDRAULIC MAIN VALVE BREAKDOWN
35.359.AB	02	VALVE, FEEDER LIFT
35.359.AB	03	VALVE, FEEDER/HEADER LIFT CONTROL
35.359.AB	04	VALVE, FEEDER/HEADER LIFT CONTROL
35.359.AB	05	VALVE, FEEDER STACK W/ LATERAL TILT
35.359.AB	06	VALVE ASSEMBLY- LATERAL TILT FEEDER
35.359.AB	07	HYDRAULIC MAIN VALVE INSTALLATION

SECTION INDEX

Hydraulic systems

35.359.AB	08	VALVE, HYDRAULIC - MAIN STACK
35.359.AB	09	CONNECTORS, VALVE STACK, W/LATERAL TILT
35.359.AB	10	VALVE, FEEDER STACK, FIXED
35.359.AB	11	VALVE, FEEDER STACK, FIXED, FEEDER VALVE BREAKDOWN
35.359.AE	01	HYDRAULIC MAIN VALVE AND TUBES 7230
35.359.AE	02	HYDRAULIC MAIN VALVE AND TUBES CONTINUED 7230
35.359.AE	03	HYDRAULICS - FEEDER STACK VALVE
35.430.AG		COUPLING BLOCK, HEADER
35.440.AB	01	UNLOADER SWING CYLINDER AND LINES, LC VERSION, MAN
35.440.AB	02	UNLOADER SWING CYLINDER AND LINES, LC VERSION, POWER
35.440.AB	03	UNLOADER SWING CYLINDER AND LINES, HC VERSION, POWER
35.440.AB	04	UNLOADER SWING CYLINDER AND LINES, HC VERSION, MAN
35.440.AB	05	HYDRAULIC UNLOADER CLUTCH DUAL DRIVE
35.440.AC		HYDRAULIC CYLINDER, UNLOADING AUGER, SWING, LC
35.440.BC	01	MANIFOLD, HYD, UNLOAD AUGER, COVERS, POWER
35.440.BC	02	MANIFOLD, HYD, UNLOAD AUGER, HC, COVERS, POWER
35.440.BC	03	MANIFOLD, HYD, UNLOAD AUGER, HC, MAN EXTENSIONS
35.440.BC	04	MANIFOLD, STANDARD COVERS, POWER EXTENSIONS
35.440.BC	05	MANIFOLD, HC COVERS, POWER EXTENSIONS BREAKDOWN
35.440.BC	06	MANIFOLD, HC COVERS, MANUAL EXTENSIONS BREAKDOWN
35.440.BE	01	HYDRAULICS, LC VERSION, GRAIN COVER
35.440.BE	02	HYDRAULICS, HC VERSION, GRAIN COVER
35.536.AA	01	CYLINDER, FEEDER LIFT
35.536.AA	02	HEAVY DUTY FEEDER LIFT
35.536.AB		HYDRAULICS FEEDER LIFT
35.536.AJ		MOTOR, HYDRAULIC - ROTOR
35.568.AA		HYDRAULIC VALVE, KNIFE ASSY
35.780.AD	01	FIXED SPEED - FEEDER/HEADER DRIVE HYDRAULICS
35.780.AD	02	VARIABLE SPEED FEEDER/HEADER DRIVE
35.794.AJ		HYDRAULIC MOTOR, CLEANING FAN DRIVE; NARROW TIRE
35.796.AC		HYDRAULICS- SPREADER DRIVE
35.796.AC	01	CHAFF SPREADER, HYDRAULIC SYSTEM
35.796.AC	02	CHAFF SPREADER, HYDRAULIC LINE, PUMP
35.796.AF		VALVE, CHAFF SPREADER
35.796.AF	01	SPREADER CONTROL VALVE, MOUNT

SECTION INDEX

Hydraulic systems

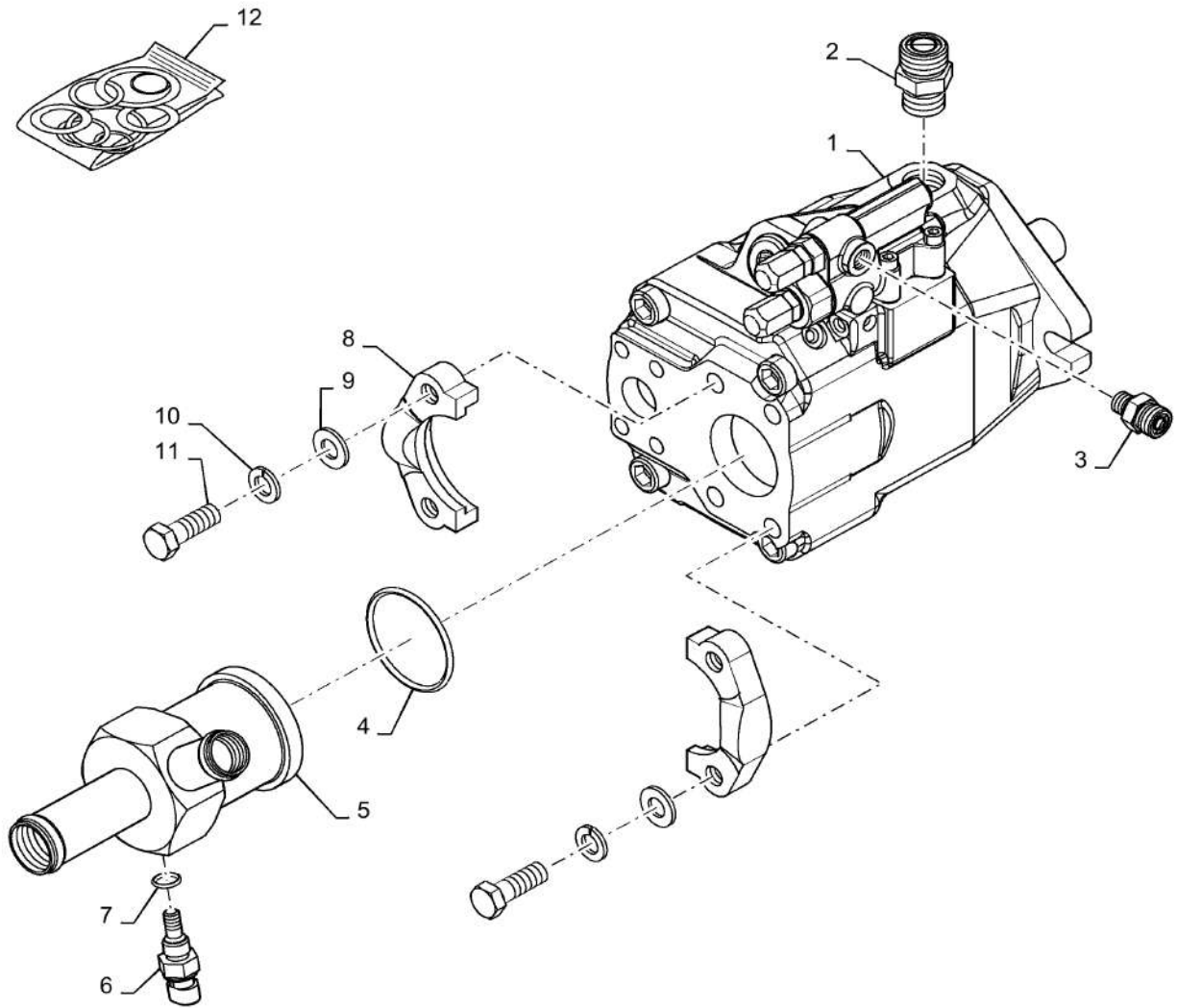
35.796.AF	02	SPREADER CONTROL VALVE, CONNECTORS
35.796.AF	03	SPREADER CONTROL VALVE, COMPONENTS
35.904.AD	01	VALVE, CLEANING FAN
35.904.AD	02	VALVE ASSEMBLY, CLEANING FAN
35.904.AD	03	VALVE, CLEANING FAN
35.904.AD	04	VALVE ASSEMBLY, CLEANING FAN
35.904.AF	01	HYDRAULICS, CLEANING FAN
35.904.AF	02	HYDRAULICS,CLEANING FAN CONT
35.904.AF	03	ENGINE HYDRAULICS REAR 7230
35.904.AF	04	ENGINE HYDRAULICS FRONT 7230 ONLY
35.904.AF	05	HYDRAULIC LINES - CLEANING FAN DRIVE; NARROW TIRE
35.904.AF	06	ENGINE HYDRAULICS REAR 82/9230

35.106.AD

p1

10/201
3

HYDRAULIC- PFC PUMP



35.106.AD

p1

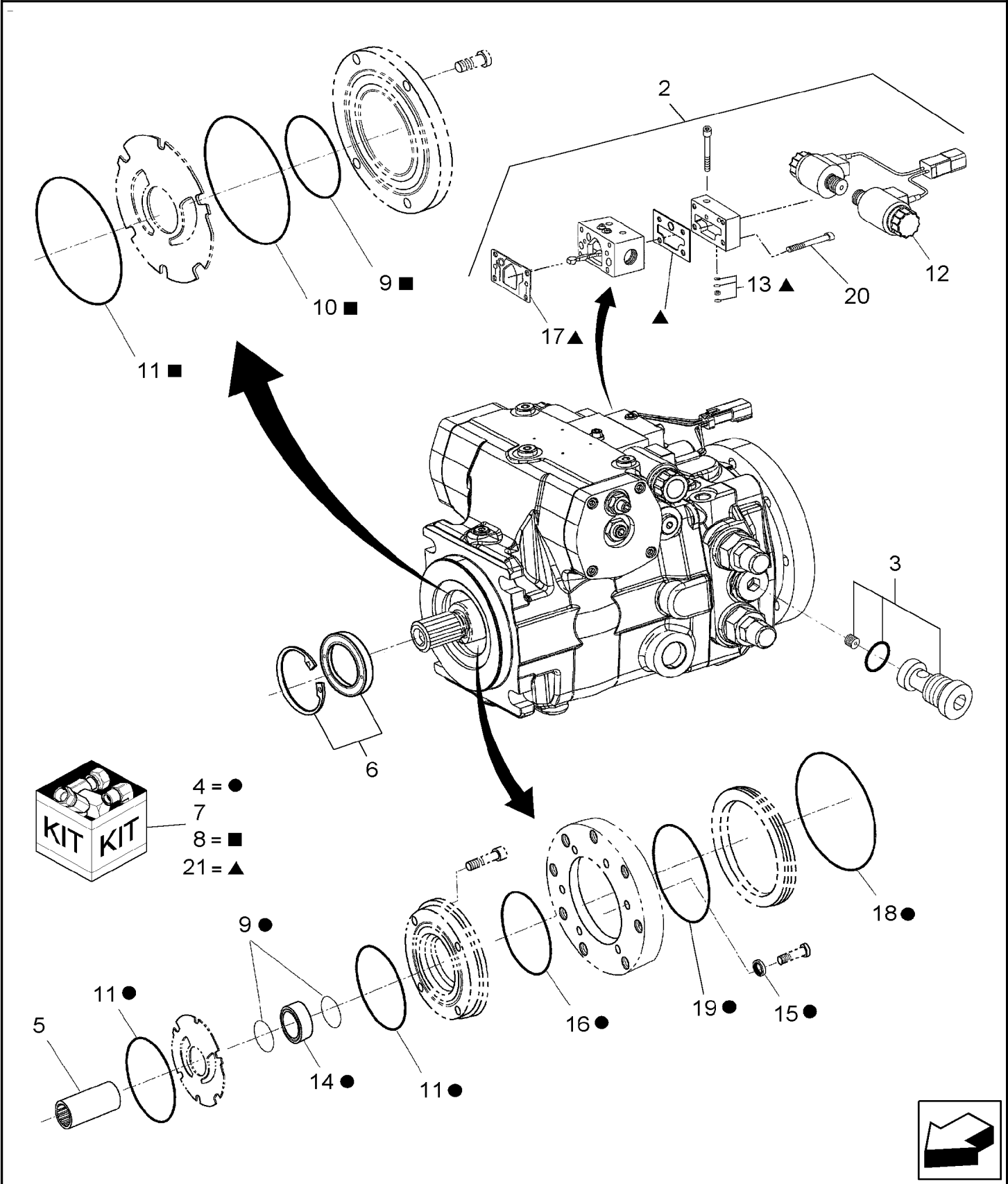
10/201
3

HYDRAULIC- PFC PUMP

REF FN	PART NUMBER	YR/SN	QTY DESCRIPTION
1	87105987		1 HYDRAULIC PUMP PFC
2	86579680		1 HYD CONNECTOR 1"-14 ORFS x M22 x 1.5 ORB
3	87106462		1 ADAPTER
4	86637769		1 O-RING 2.234" ID x 2.512" OD x 0.139"
5	84267337		1 HYD CONNECTOR
6	86571273		1 SENSOR
7	86598099		1 O-RING 11.30mm ID x 2.20mm
8	{86981674}		2
9	140018		4 WASHER M12 x 24 x 2.5
10	412123		4 LOCK WASHER M12 x 21 x 2.6 Thk
11	300389		4 BOLT Hex, M12 x 1.75 x 35mm, Cl 8.8, Full Thd
12	87010918		1 SEAL KIT

7230 8230 9230

PUMP, HYD. ROTOR



PUMP, HYD. ROTOR

REF	FN	PART NUMBER	YR/SN	QTY	DESCRIPTION
1	1	87577617		1	HYDROSTATIC PUMP Incl Ref 2 Thru 7, Variable Speed Drive
		87577617R		AR	REMAN-HYD PUMP REMANUFACTURED HYD PUMP - for N.A. Only
		87577617C		AR	CORE-HYDRAULIC PUMP Return Number, HYD PUMP - for N.A. Only
1	2	87577618		1	HYDROSTATIC PUMP Incl Ref 2, 3, 6, & 8, Fixed Speed Drive
		87577618R		AR	REMAN-HYD PUMP REMANUFACTURED HYD PUMP - for N.A. Only
		87577618C		AR	CORE-HYDRAULIC PUMP Return Number, HYD PUMP - for N.A. Only
2		87638867		1	CONTROL Module
3		87682376		1	ORIFICE Cartridge
4	1	87682377		1	SERVICE KIT Thru Drive O-Rings
5		87638866		1	COUPLING
6		87638861		1	SEAL KIT Shaft
7		87679405		1	PRESSURE RELIEF VALVE
8	2	87687044		1	SUPPORT Kit, Plate Seals
9		9672455		3	O-RING 1.739" ID x 1.879" OD x 0.07" 1-3/4 x 1/16
10		87687045		1	SUPPORT O-Ring, 3-5/8 x 1/8
11		259930		3	O-RING -153, 70 Duro, 3.487" ID x .103" Thk
12		87638868		1	SERVICE KIT Solenoid, Proportional
13		87686991		1	SEAL KIT
14		87686994		1	SUPPORT Seal
15		87686995		6	SEALING RING
16		14461080		1	O-RING 3.237" ID x 3.442" OD x 0.103"
17		87682378		1	GASKET

(1) W/Thru Drive

(2) W/O Thru Drive

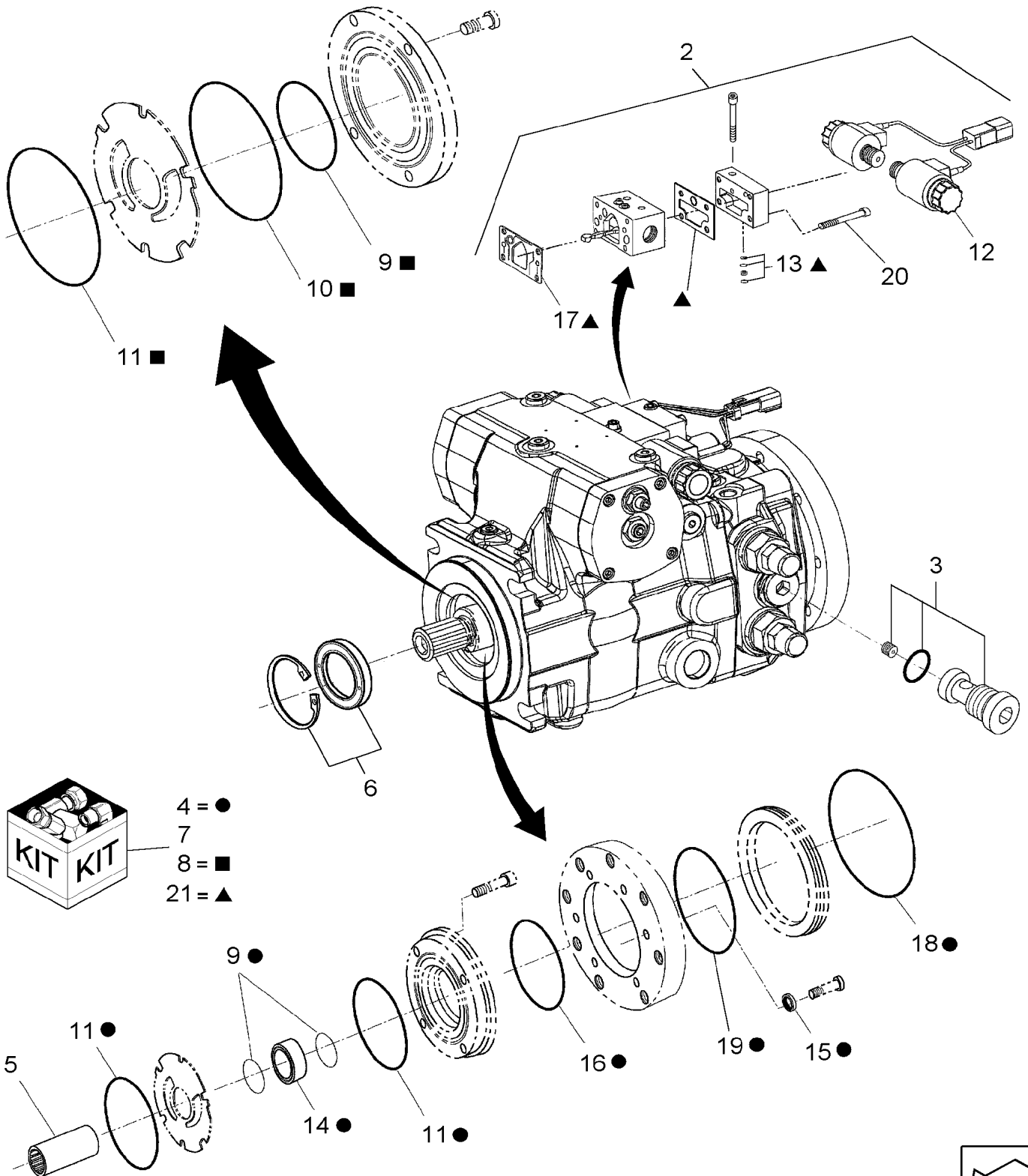
7230 8230 9230

35.106.AN

p2

10/201
3

PUMP, HYD. ROTOR



35.106.AN

p2

10/201
3

PUMP, HYD. ROTOR

REF FN	PART NUMBER	YR/SN	QTY DESCRIPTION
18	274336		1 O-RING -158, 70 Duro, 4.737" ID x .103" Thk
19	9828498		1 O-RING 3.987" ID x 4.193" OD x 0.103"
20	4154956		1 HEX SOC SCREW Hex Soc Hd, M6 x 65, 8.8
21	87638869		1 SEAL KIT Control Module

7230 8230 9230

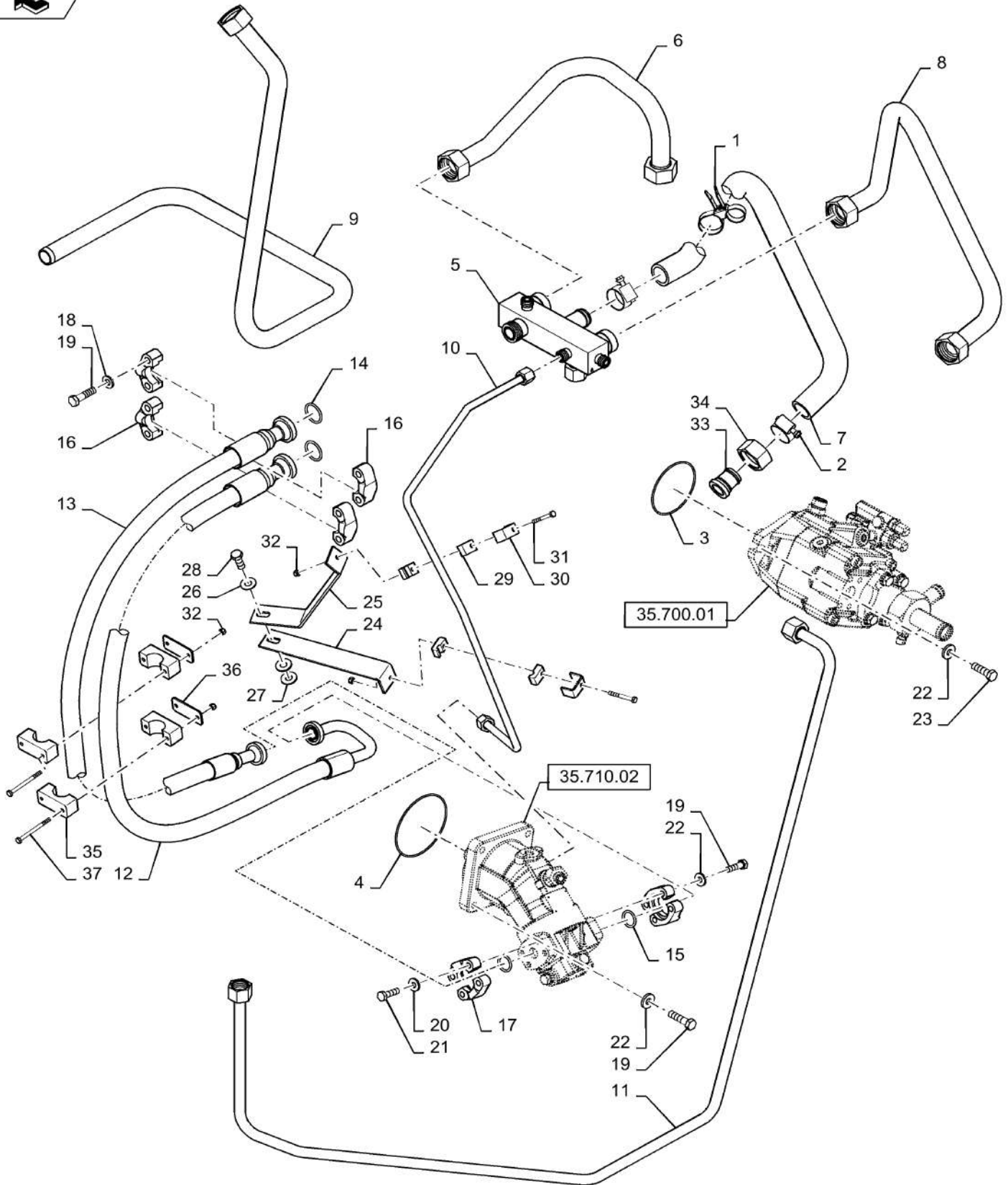
35.106.AO

01

p1

10/201
3

HYDRAULICS- PTO(1)



35.106.AO

01

p1

10/201
3**HYDRAULICS- PTO(1)**

REF FN	PART NUMBER	YR/SN	QTY DESCRIPTION
1	84386243		1 CLAMP
2	86634187		2 HOSE CLAMP
3	9828498		1 O-RING 3.987" ID x 4.193" OD x 0.103"
4	274336		1 O-RING -158, 70 Duro, 4.737" ID x .103" Thk
5	84317035		1 HYDRAULIC MANIFOLD
6	84317290		1 HYD. TUBE Ground Drive Pump Drain
7	84325010		1 HYDRAULIC HOSE Charge Pump Supply
8	84317294		1 HYD. TUBE Lube Pump Supply
9	87397375		1 HYD. TUBE 26.924 mm ID x 1.25 mm OD x 571.1, 460.1 mm L PTO Oil Pan Suction
10	84317298		1 HYD. TUBE Rotor Motor Drain
11	87641636		1 HYD. TUBE 0.75" OD Lube To Filter
12	84370076		1 HYDRAULIC HOSE Hyd Assy Rotor Drive A
13	84370077		1 HYDRAULIC HOSE Rotor Drive B
14	86529541		2 O-RING 1.296" ID x 1.574" OD x 0.139"
15	86503302		2 O-RING 0.984" ID x 1.262" OD x 0.139"
16	86980732		4 CLAMP
17	86980731		4 CLAMP
18	86625255		8 WASHER M13.5 x 24.5 x 3, HT
19	87022684		12 BOLT Hex, M12 x 45mm, CI 10.9, Full Thd
20	86639325		8 WASHER M10 x 24.5 x 3, HT
21	87315279		8 BOLT Hex, M10 x 35mm, CI 10.9, Full Thd
22	86625256		6 WASHER M12 x 28.5 x 4, HT
23	87022683		2 BOLT Hex, M12 x 40mm, CI 10.9, Full Thd
24	87324916		1 BRACKET

7230 8230 9230

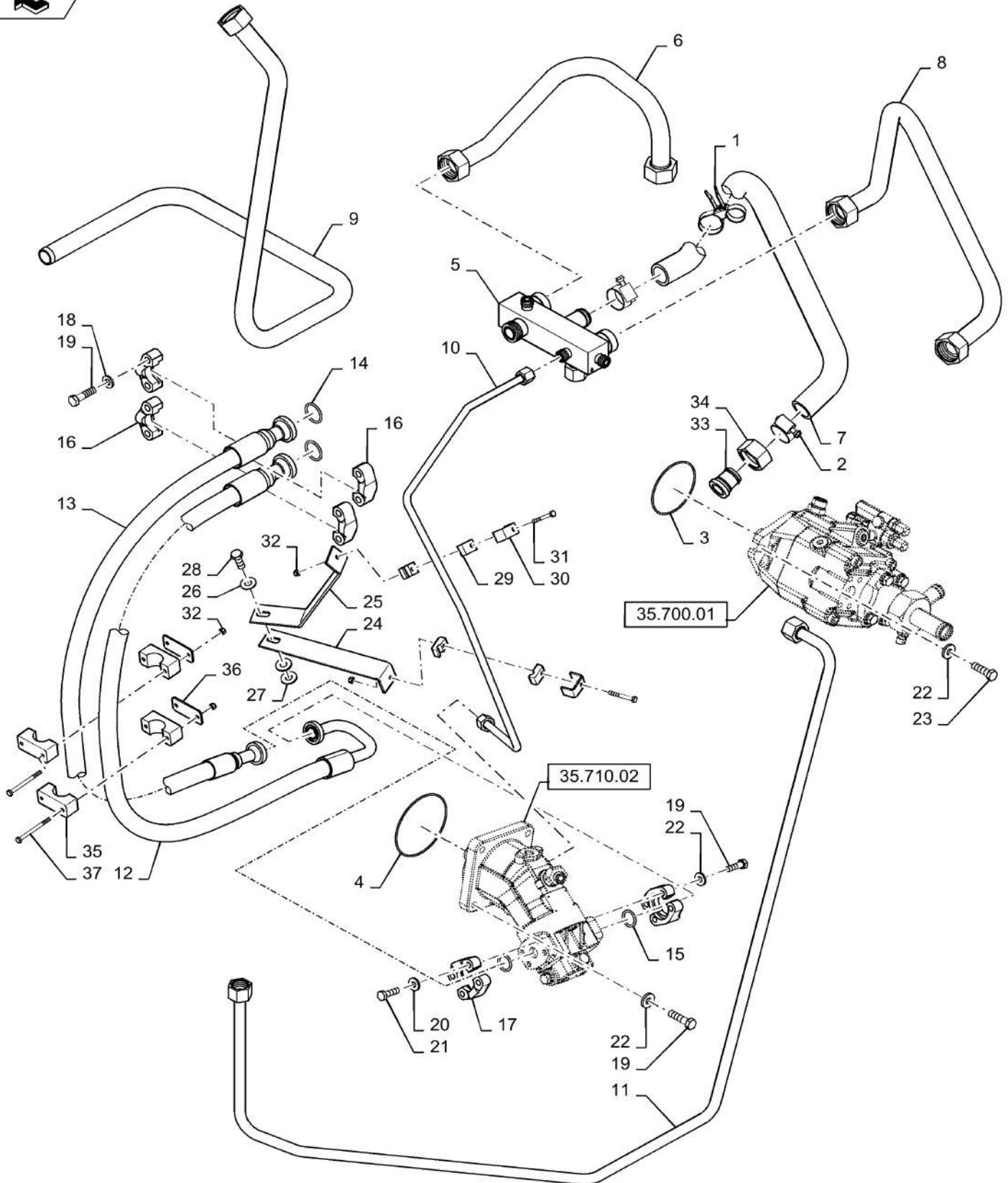
35.106.AO

01

p2

10/201
3

HYDRAULICS- PTO(1)



HYDRAULICS- PTO(1)

REF FN	PART NUMBER	YR/SN	QTY DESCRIPTION
25	87324918		1 BRACKET
26	140046		1 BELLEVILLE WASHER Belleville, M12
27	378245		2 WASHER M13 x 28 x 2 Thk
28	9706687		1 BOLT Hex, M12 x 1.75 x 30mm, Cl 8.8, Full Thd
29	433008		4 CLAMP
30	442340		2 SUPPORT
31	120056		2 BOLT Hex, M6 x 1 x 50mm, Cl 8.8
32	353308		6 NUT M6 x 1, Cl 8
33	84322357		1 WASHER
34	86639098		1 TUBE NUT
35	84190470		2 CLAMP
36	2978702		2 RIGID PLATFORM
37	11030421		4 BOLT Hex, M6 x 75, 8.8
			7230 8230 9230

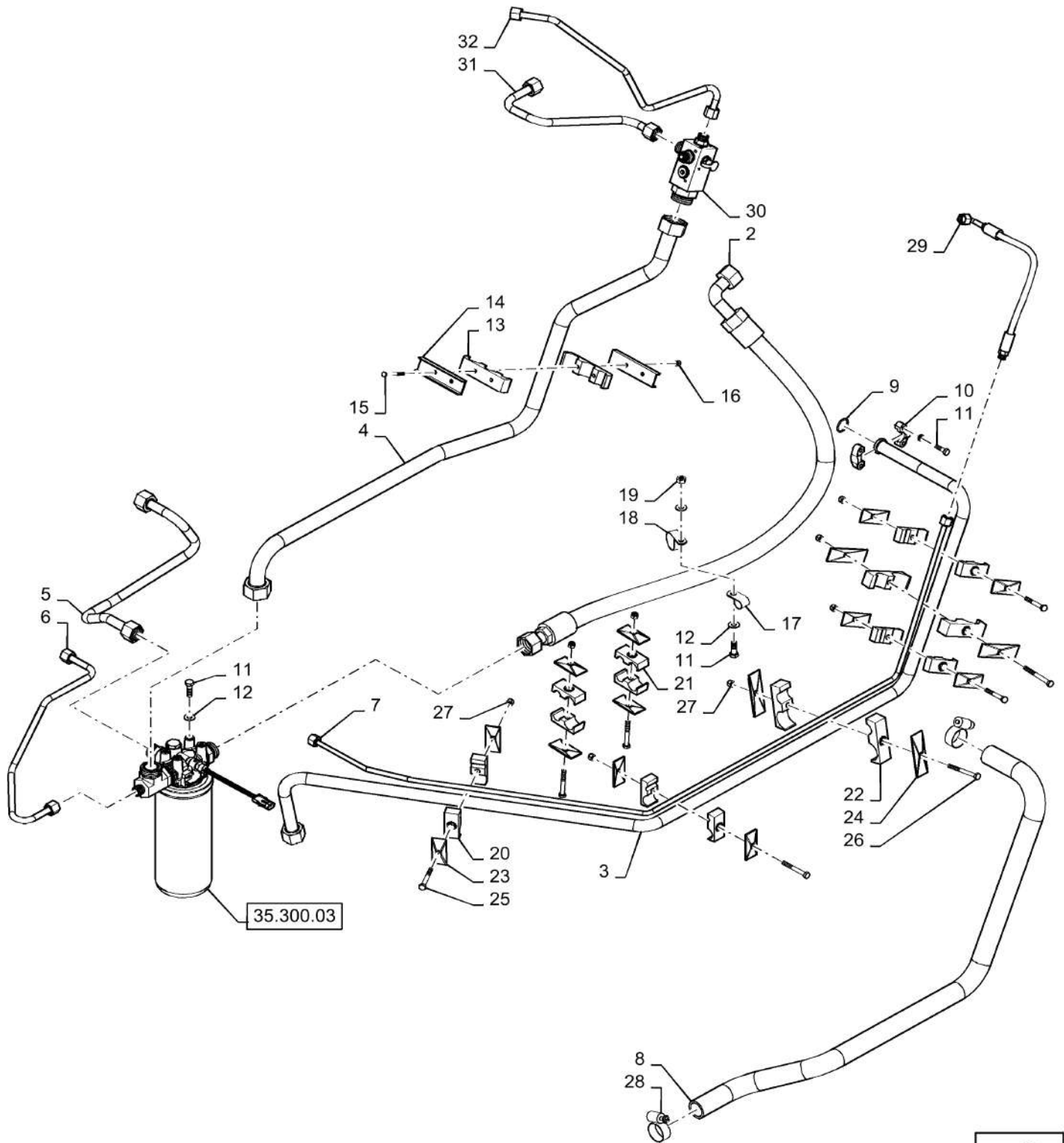
35.106.AO

02

p1

10/201
3

HYDRAULICS- PTO(2)



HYDRAULICS- PTO(2)

REF FN	PART NUMBER	YR/SN	QTY DESCRIPTION
1	0C		1 ORDER COMPONENTS *Not Available Complete, Order Components*
2	87283082		1 FLEXIBLE HOSE Pump To Filter AF7
3	87721406		1 TUBE 1" OD PFC To Main Valve
4	87670280		1 HYD. TUBE 32 mm OD x 538.5 mm L Charge Filter To Manifold
5	87657698		1 HYD. TUBE 0.75" OD Charge Filter To Bypass
6	87657697		1 HYD. TUBE 0.5" OD Charge Filter To Valve
7	84222269		1 TUBE Load Sense To PFC
8	84159425		1 HYDRAULIC HOSE Filter To PFC Inlet
9	86529541		1 O-RING 1.296" ID x 1.574" OD x 0.139"
10	86980728		2 COLLAR CLAMP
11	43140		9 BOLT Hex, M10 x 30mm, CI 8.8, Full Thd
12	140045		6 BELLEVILLE WASHER M10
13	455533		2 CLAMP
14	87283294		2 CHANNEL
15	338413		2 BOLT Hex, M6 x 60, 8.8
16	353308		2 NUT M6 x 1, CI 8
17	86637999		1 CLAMP 3/4", Insul, 7/16" Bolt
18	86637998		1 CLAMP 1 1/2", Insul, 3/8" Bolt
19	100016		1 NUT M10, CI 8
20	87000142		4 CLAMP
21	87000146		2 CLAMP
22	84214028		2 HOSE CLAMP
23	87000230		12 PLATE
24	87000231		4 PLATE
25	300510		6 SCREW Hex, M8 x 1.25 x 65mm, CI 8.8
26	43133		2 BOLT Hex, M8 x 1.25 x 80mm, CI 8.8
27	86629542		8 NUT M8 x 1.25, CI 8
28	86624187		2 WASHER 17/32" x 1 1/6" x .134"
			7230 8230 9230

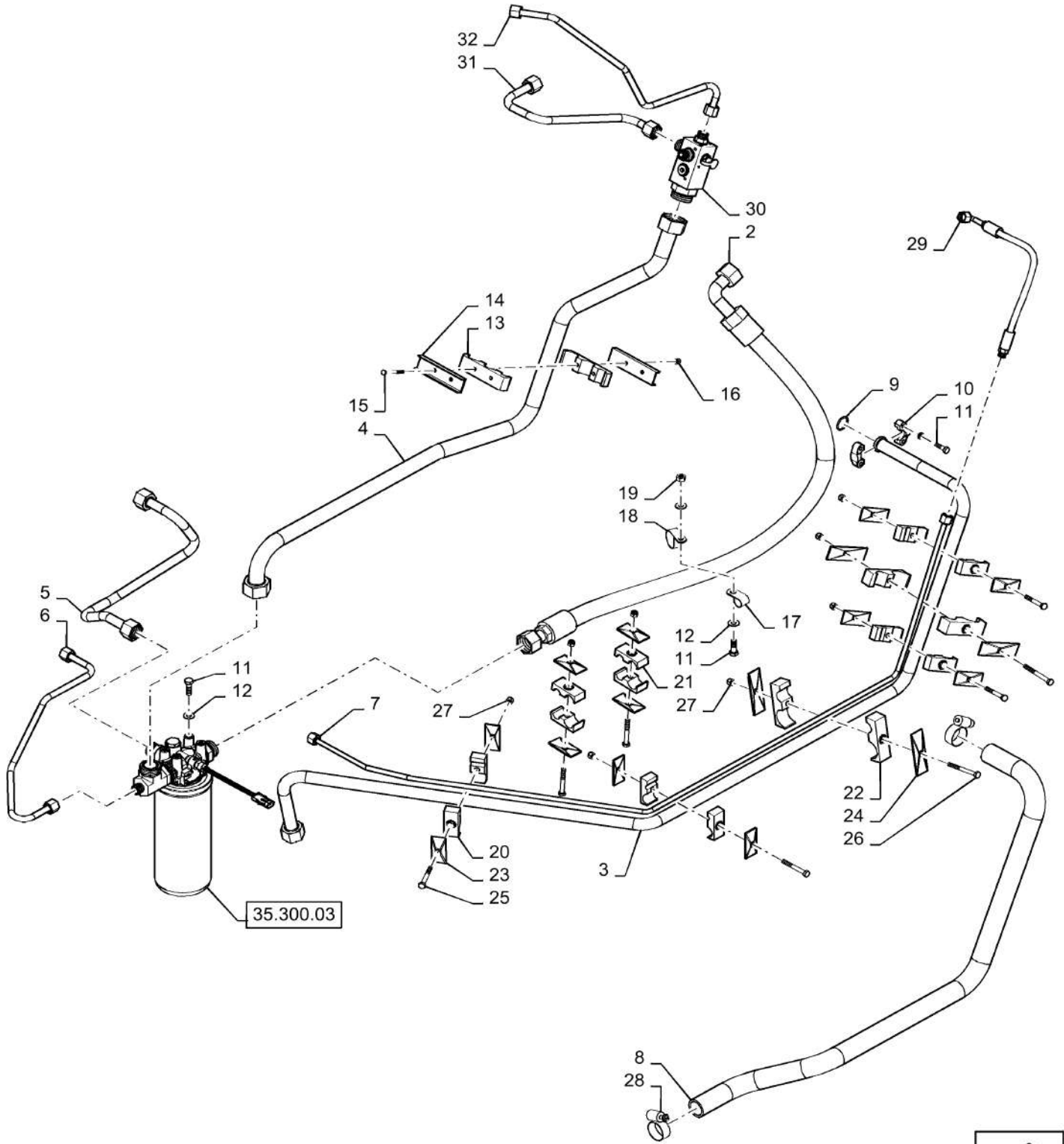
35.106.AO

02

p2

10/201
3

HYDRAULICS- PTO(2)



35.106.AO

02

p2

10/201
3

HYDRAULICS- PTO(2)

REF FN	PART NUMBER	YR/SN	QTY DESCRIPTION
29	84250583		1 HOSE ASSY. PFC To LS Tube
30	87710068		1 MANIFOLD Control Pressure Distribution
31	84131660		1 TUBE ASSY. Charge To Propulsion Pump
32	87709559		1 HYD. TUBE .5" OD Charge To Rotor Pump

7230 8230 9230

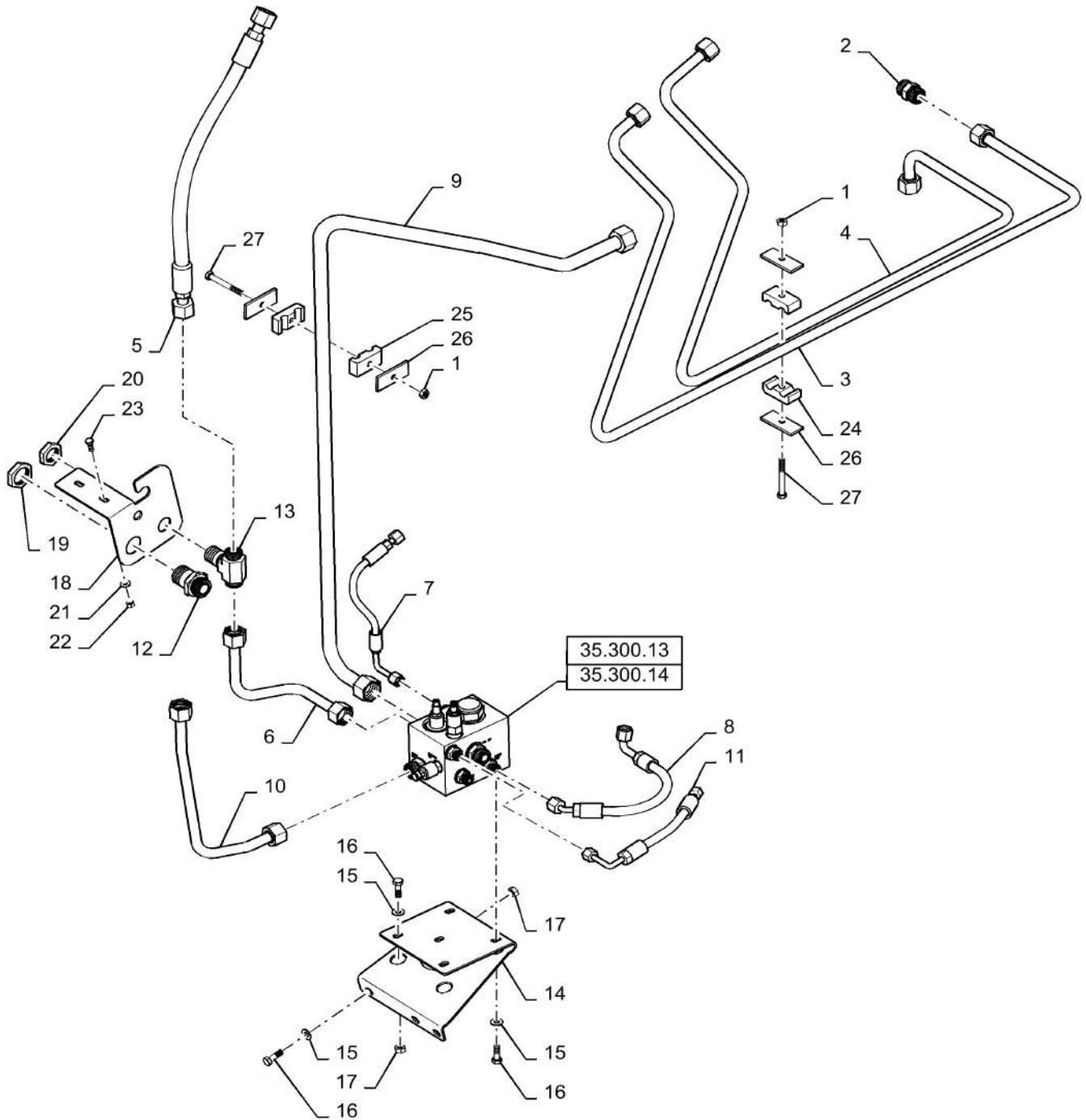
35.106.AO

03

p1

10/201
3

HYDRAULICS- PTO(3)



HYDRAULICS- PTO(3)

REF FN	PART NUMBER	YR/SN	QTY DESCRIPTION
1	86629542		2 NUT M8 x 1.25, CI 8
2	84100407		1 UNION 1 3/16"-12 ORFS
3	84166701		1 HYD. TUBE 20 mm OD x 657.3, 282 mm L Cleaning Fan Pressure ASM
4	84166699		1 HYD. TUBE 20 mm OD Spreader Pressure ASM
5	84158714		1 HOSE ASSY. Lube Tee To Cross
6	87281692		1 HYD. TUBE 0.75" OD Lube Regulator- Supply To Valve
7	84158715		1 HOSE ASSY.
8	84176035		1 HOSE ASSY. Hyd Lube Supply To Rotor Clutch
9	84317288		1 HYD. TUBE PTO Reg Valve Bypass
10	87663046		1 HYD. TUBE .75" OD Lube RV To Filter
11	84218078		1 HYDRAULIC HOSE Hyd A Regulator Valve To Clutches
12	86639060		1 UNION 1 7/16"-12 ORFS, Blkd
13	86900241		1 TEE 1 7/16"-12 ORFS, Blkhd Br
14	87284344		1 SUPPORT
15	140045		8 BELLEVILLE WASHER M10
16	43140		8 BOLT Hex, M10 x 30mm, CI 8.8, Full Thd
17	100016		5 NUT M10, CI 8
18	87001274		1 BRACKET
19	86639084		1 BHD LOCK NUT 1 7/16"-12, ORFS Blkhd
20	86639062		1 BHD LOCK NUT 1 3/16"-12, ORFS Blkhd
21	322358		2 BELLEVILLE WASHER M8
22	9706690		2 NUT Hex, M8, 1.25mm Pitch, 6.80mm High, CI 8, ZND
23	120104		2 BOLT Hex, M8 x 1.25 x 20mm, CI 8.8, Full Thd
24	87000140		1 CLAMP
25	87000142		1 CLAMP
26	87000230		4 PLATE

7230 8230 9230

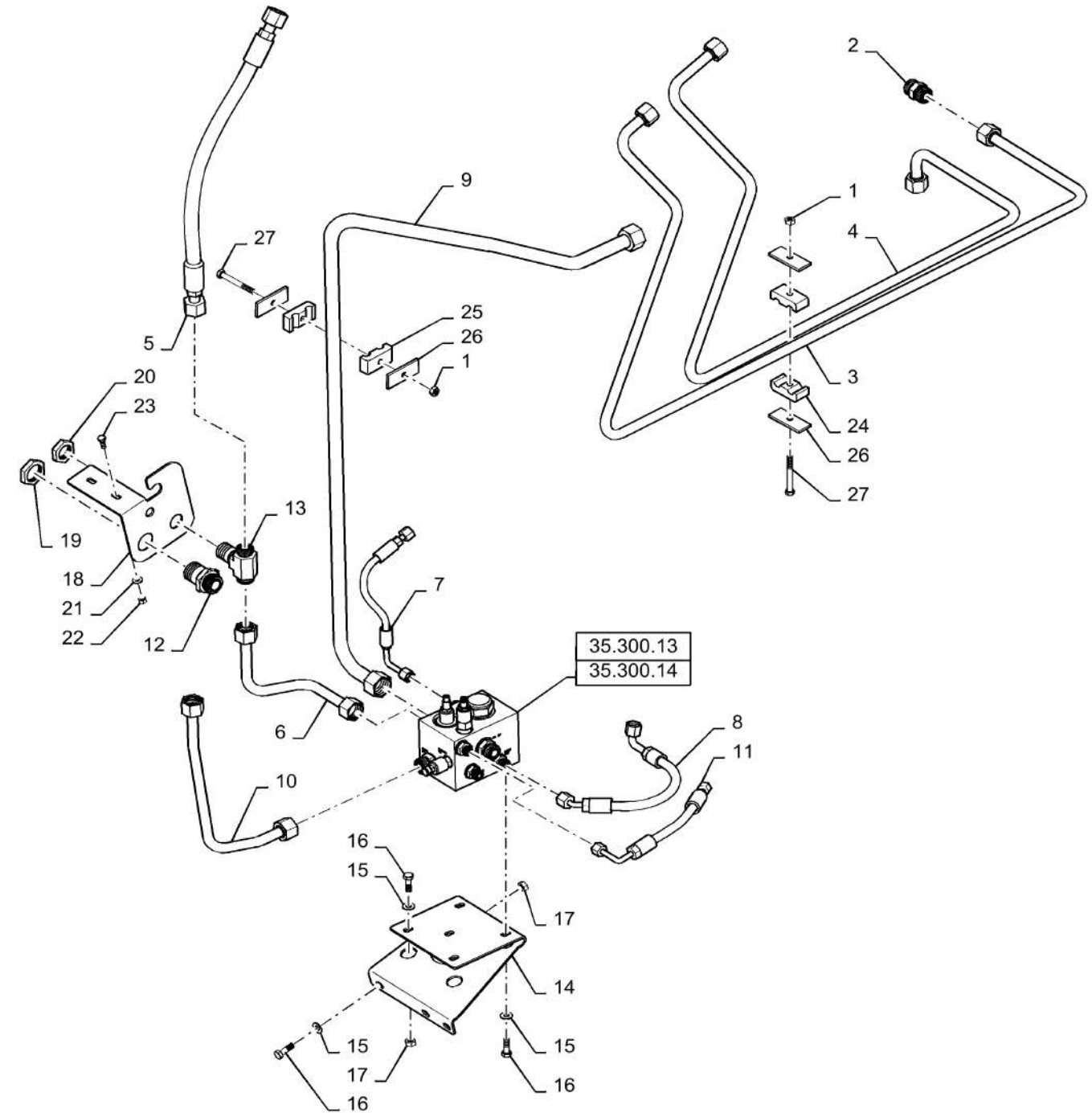
35.106.AO

03

p2

10/201
3

HYDRAULICS- PTO(3)



35.106.AO

03

p2

10/201
3

HYDRAULICS- PTO(3)

REF FN PART NUMBER

YR/SN

QTY DESCRIPTION

27

300510

2 SCREW Hex, M8 x 1.25 x 65mm, Cl 8.8

7230 8230 9230

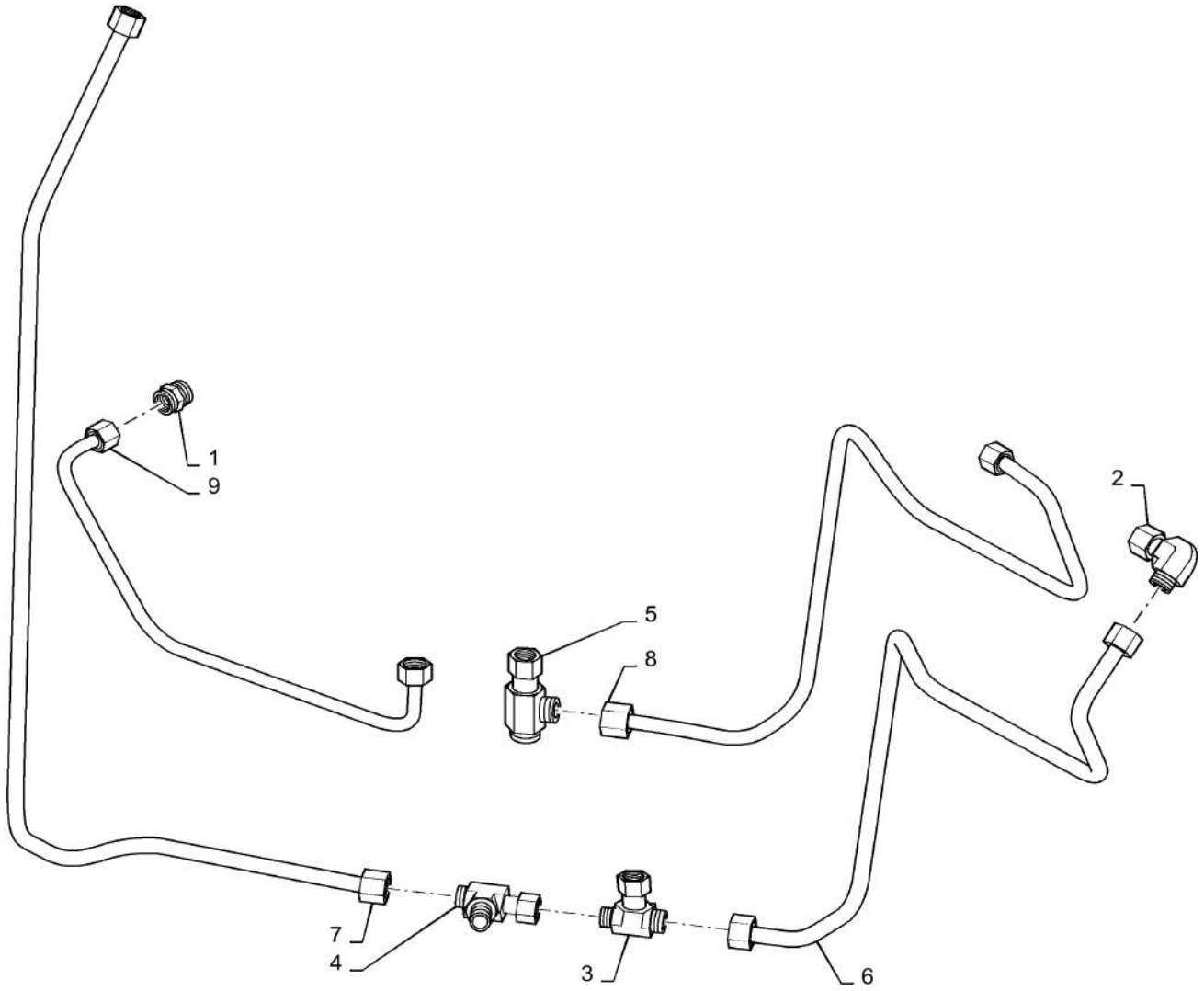
35.106.AO

04

p1

10/201
3

HYDRAULIC CLUTCH VALVE PLUMBING



35.106.AO

04

p1

10/201
3**HYDRAULIC CLUTCH VALVE PLUMBING**

REF FN	PART NUMBER	YR/SN	QTY DESCRIPTION
1	86579671		1 HYD CONNECTOR 11/16"-16 ORFS x M14 x 1.5 ORB
2	84989392		1 ELBOW 90°, 11/16"-16 ORFS x 11/16"-16 Fem Sw
3	86591334		1 TEE 11/16"-16 ORFS x 11/16"-16 Fem Sw Br
4	84989848		1 HYD CONNECTOR
5	86514261		1 TEE 13/16"-16 ORFS x 13/16"-16 Fem Sw Run
6	86995872		1 HYD. TUBE 0.375" OD Rotor Clutch Regulated Supply
7	87657699		1 HYD. TUBE .375" OD Clutch Pressure Supply
8	86995885		1 HYD. TUBE 0.50" OD Feeder Clutch Lube Supply
9	86995994		1 HYD. TUBE 0.375" OD Rotor Clutch Pressure

7230 8230 9230

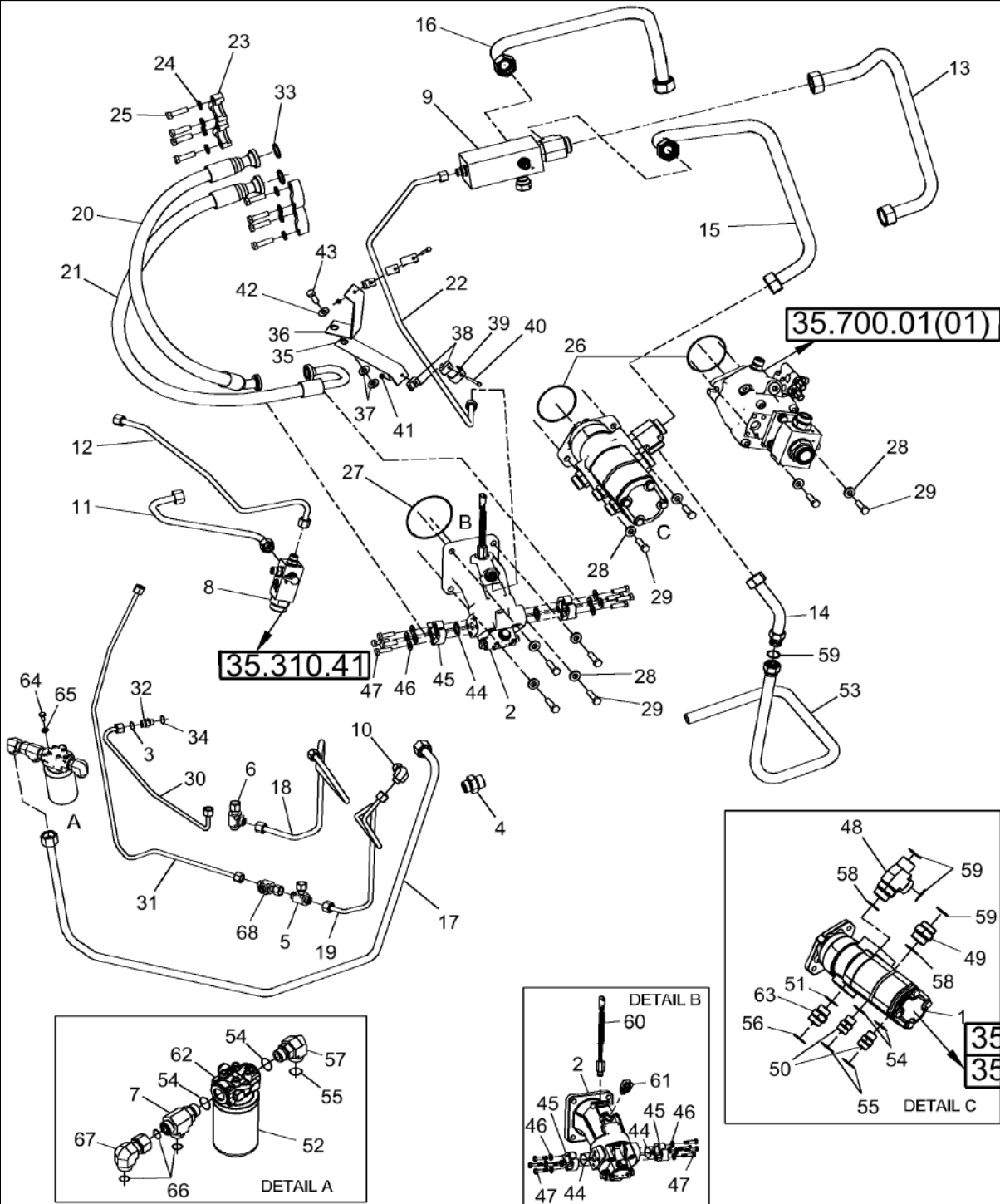
35.106.AO

05

p1

10/201
3

HYDRAULIC LINES, PTO 1



HYDRAULIC LINES, PTO 1

REF FN	PART NUMBER	YR/SN	QTY DESCRIPTION
1	84315864		1 PUMP
2	87310111		1 MOTOR, HYDRAULIC
3	9993141		3 O-RING 0.364" ID x 0.504" OD x 0.07"
4	86579683		1 HYD CONNECTOR 1 3/16"-12 ORFS x M33 x 2 ORB
5	86591334		1 TEE 11/16"-16 ORFS x 11/16"-16 Fem Sw Br Incl Ref 3 (2)
6	86514261		1 TEE 13/16"-16 ORFS x 13/16"-16 Fem Sw Run
7	86579706		1 TEE 1 3/16"-12 ORFS x M27 x 2 ORB Run Incl Ref 54(1) & 66(2)
8	0C		1 ORDER COMPONENTS Manifold, Control Pressure
9	0C		1 ORDER COMPONENTS Manifold, Return
10	84989392		1 ELBOW 90°, 11/16"-16 ORFS x 11/16"-16 Fem Sw
11	84131660		1 TUBE ASSY. Charge To Propulsion Pump
12	87709559		1 HYD. TUBE .5" OD Charge To Rotor Pump
13	87703253		1 TUBE 1.25" OD Lube & Charge Pump Connector
14	1 87563479		1 HYD. TUBE 1.25" OD Hyd Pump, PTO 1
15	87703252		1 HYD. TUBE 1.25" OD Return From Drain Manifold
16	87641633		1 HYD. TUBE 1.25" OD Ground Drive Pump Drain
17	87641636		1 HYD. TUBE 0.75" OD Lube To Filter
18	86995885		1 HYD. TUBE 0.50" OD Feeder Clutch Lube Supply
19	86995872		1 HYD. TUBE 0.375" OD Rotor Clutch Regulated Supply
20	87314312		1 FLEXIBLE HOSE Rotor Drive B

(1) Replaces One-piece Production Tube

7230 8230 9230

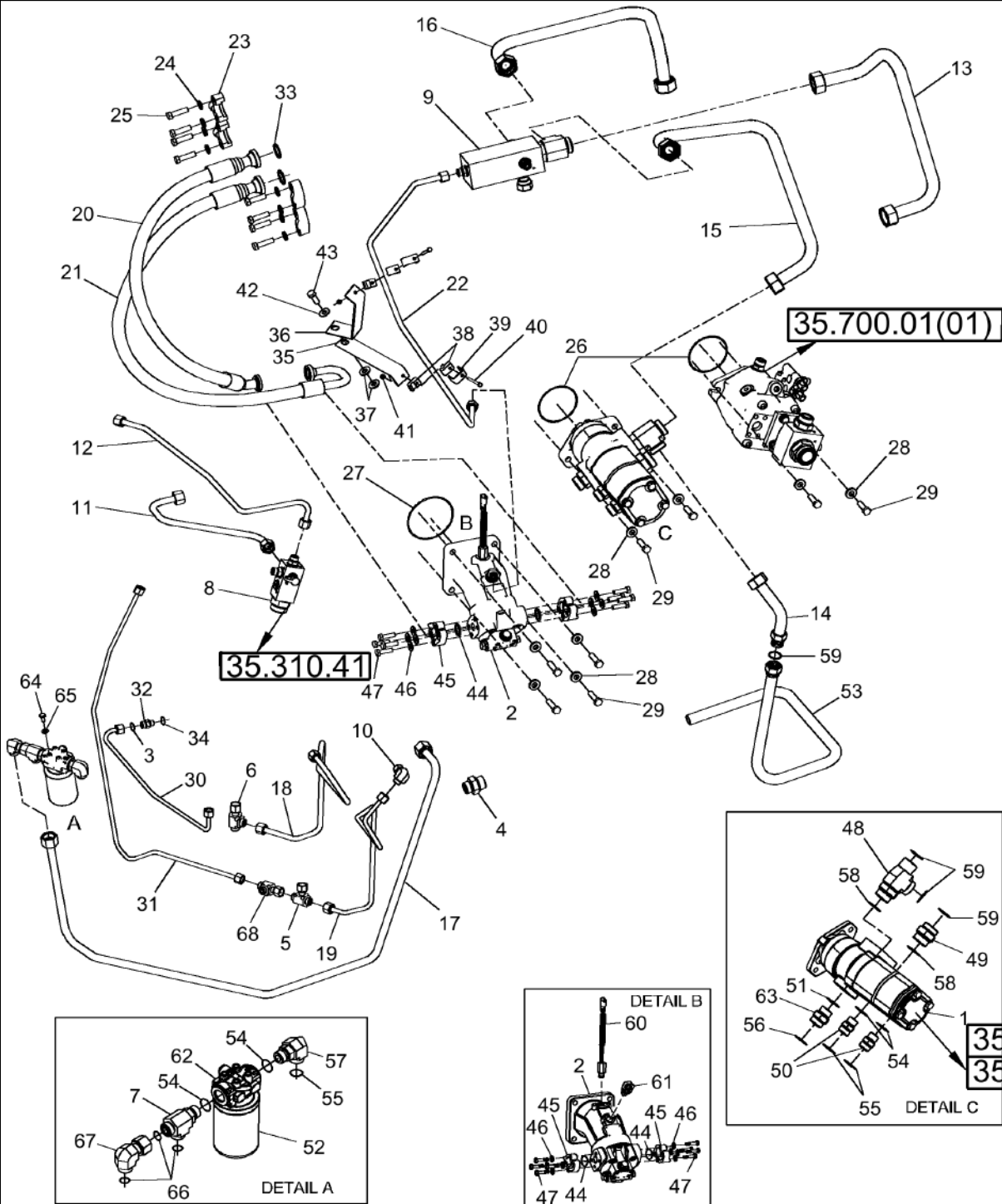
35.106.AO

05

p2

10/201
3

HYDRAULIC LINES, PTO 1



HYDRAULIC LINES, PTO 1

REF FN	PART NUMBER	YR/SN	QTY DESCRIPTION
21	87314311		1 FLEXIBLE HOSE Rotor Drive A
22	87587907		1 HYD. TUBE 0.5" OD Return Manifold to Rotor Motor
23	86980732		4 CLAMP
24	86625255		8 WASHER M13.5 x 24.5 x 3, HT
25	87022684		12 BOLT Hex, M12 x 45mm, CI 10.9, Full Thd
26	9828498		2 O-RING 3.987" ID x 4.193" OD x 0.103"
27	274336		1 O-RING -158, 70 Duro, 4.737" ID x .103" Thk
28	86625256		8 WASHER M12 x 28.5 x 4, HT
29	87022683		4 BOLT Hex, M12 x 40mm, CI 10.9, Full Thd
30	86995994		1 HYD. TUBE 0.375" OD Rotor Clutch Pressure
31	86995887		1 HYD. TUBE 0.375" OD Clutch Pressure Supply To Unl Moedel Year 09 And Before
31	87657699		1 HYD. TUBE .375" OD Model Year 2010 And After
32	86579671		1 HYD CONNECTOR 11/16"-16 ORFS x M14 x 1.5 ORB
33	86529541		2 O-RING 1.296" ID x 1.574" OD x 0.139"
34	86598099		1 O-RING 11.30mm ID x 2.20mm
35	87324916		1 BRACKET Lower, Rotor Drain
36	87324918		1 BRACKET Upper, Rotor Drain
37	378245		2 WASHER M13 x 28 x 2 Thk
38	433008		4 CLAMP
39	442340		2 SUPPORT
40	120056		2 BOLT Hex, M6 x 1 x 50mm, CI 8.8
41	353308		2 NUT M6 x 1, CI 8
42	140046		1 BELLEVILLE WASHER Belleville, M12
			7230 8230 9230

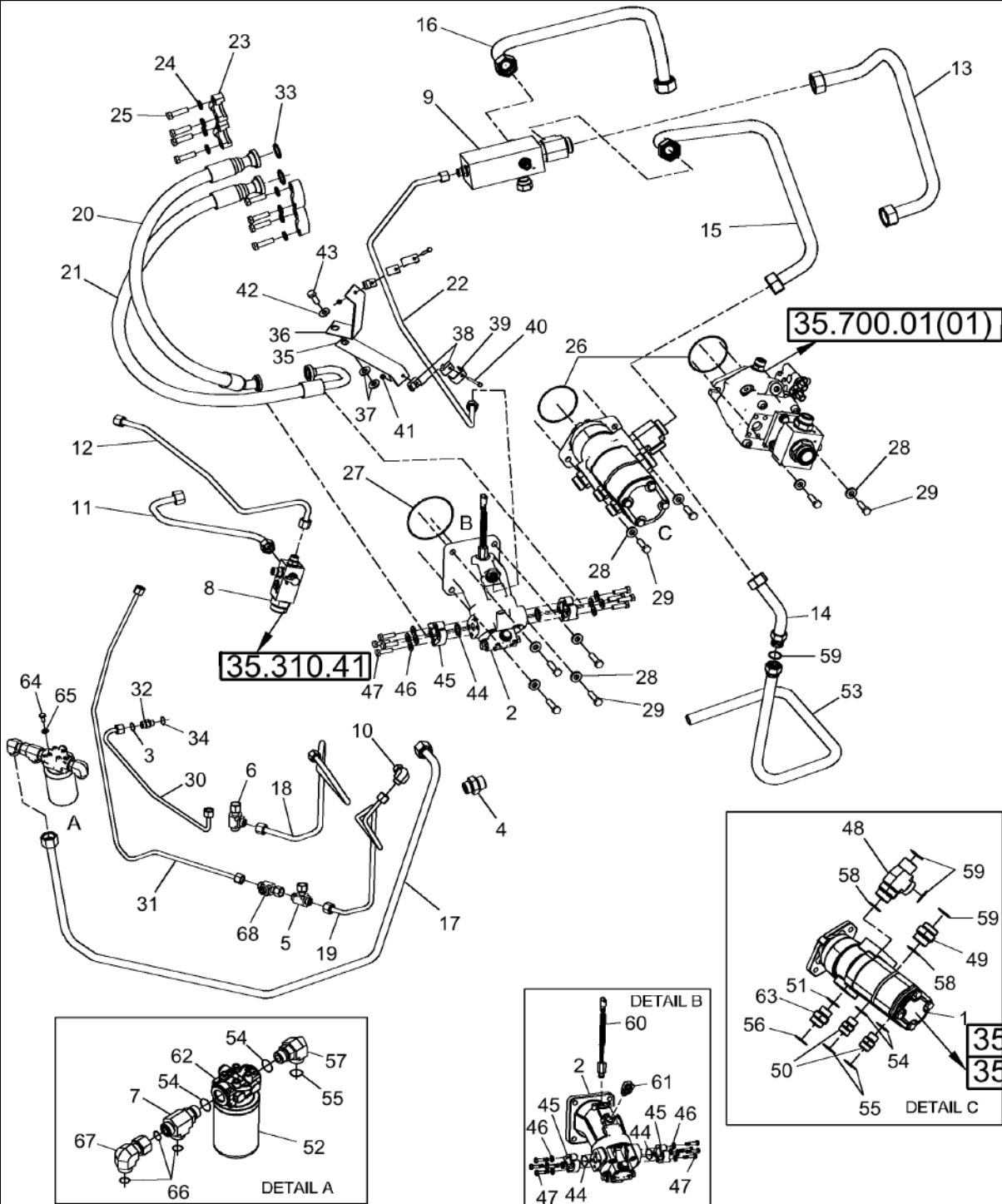
35.106.AO

05

p3

10/201
3

HYDRAULIC LINES, PTO 1



35.106.AO

05

p3

10/201
3**HYDRAULIC LINES, PTO 1**

REF FN	PART NUMBER	YR/SN	QTY DESCRIPTION
43	9706687		1 BOLT Hex, M12 x 1.75 x 30mm, Cl 8.8, Full Thd
44	86503302		2 O-RING 0.984" ID x 1.262" OD x 0.139"
45	86980731		4 CLAMP
46	86639325		8 WASHER M10 x 24.5 x 3, HT
47	87315279		8 BOLT Hex, M10 x 35mm, Cl 10.9, Full Thd
48	86579708		1 TEE 1 11/16"-12 ORFS x M42 x 2 ORB Run
49	86579685		1 HYD CONNECTOR 1 11/16"-12 ORFS x M42 x 2 ORB
50	86579682		2 HYD CONNECTOR 1 3/16"-12 ORFS x M27 x 2 ORB
51	86598104		3 O-RING 29.6mm ID x 2.9mm Width
52	294721A1		1 HYDRAULIC OIL FILTER Element
53	1 87563478		1 HYD. TUBE 1.25" OD Hyd Pump, PTO 1
54	86598103		3 O-RING 23.60mm ID x 2.90mm
55	9991976		3 O-RING 0.739" ID x 0.879" OD x 0.07"
56	9824050		2 O-RING 0.926" ID x 1.066" OD x 0.07"
57	86579697		1 ELBOW 90°, 1 3/16"-12 ORFS x M27 x 2 ORB Incl Ref 54 & 55
58	86598105		2 O-RING 38.6mm ID x 2.9mm Width
59	9824051		4 O-RING 1.176" ID x 1.316" OD x 0.07"
60	87662557		1 SENSOR Rotor Motor Speed
61	86639056		1 ELBOW 45°, 13/16"-18 ORFS x M18 x 1.5 ORB
62	86998689		1 HYDRAULIC OIL FILTER Incl Ref 52
63	86580179		3 HYD CONNECTOR 1-7/16-12 M33 X 2.0 Incl Ref 51 & 56
64	43138		4 BOLT Hex, M10 x 1.5 x 20mm, Cl 8.8, Full Thd
65	140045		4 BELLEVILLE WASHER M10
66	89991976		3 O-RING

(1) Replaces One-piece Production Tube

7230 8230 9230

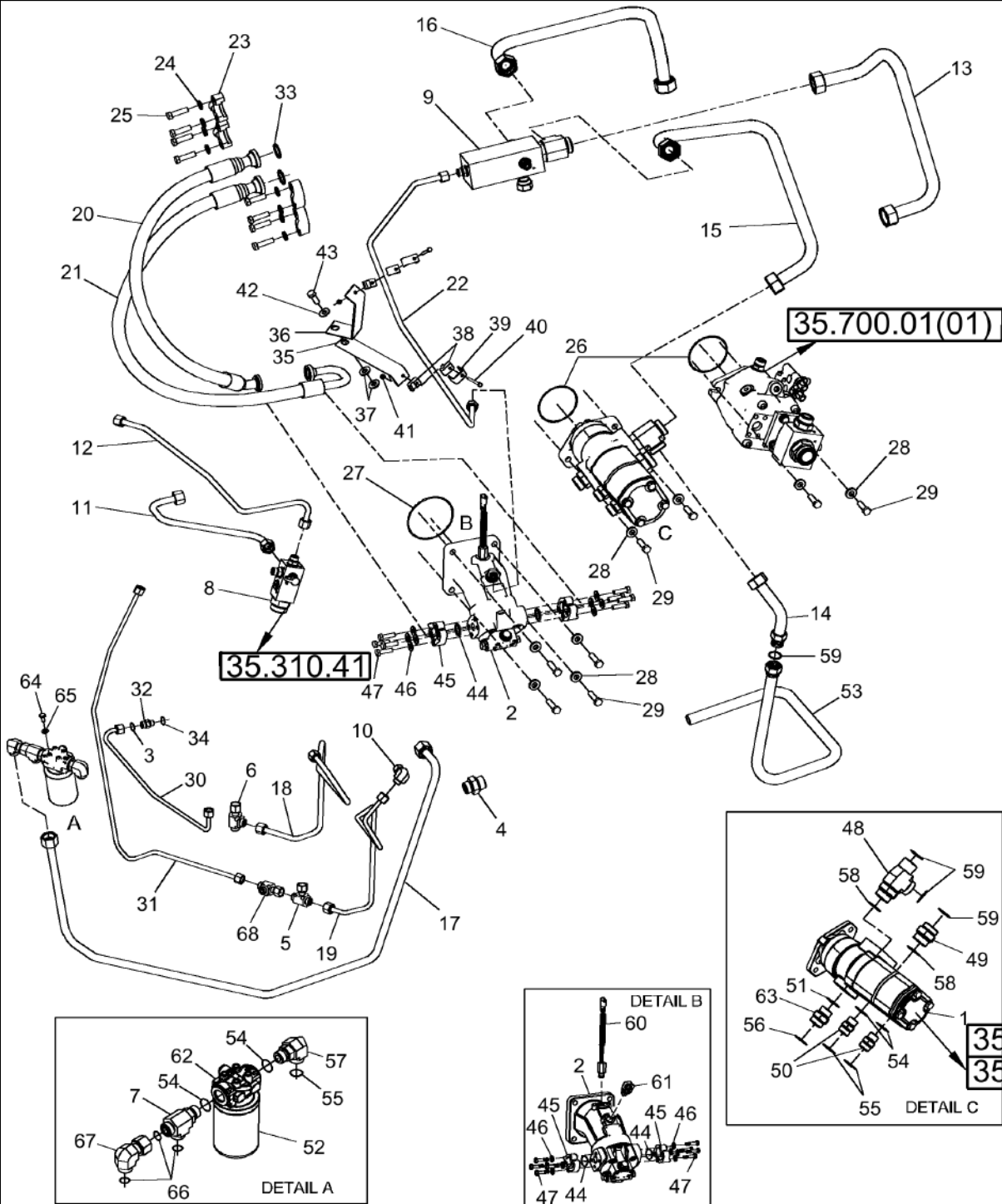
35.106.AO

05

p4

10/201
3

HYDRAULIC LINES, PTO 1



35.106.AO

05

p4

10/201
3

HYDRAULIC LINES, PTO 1

REF FN	PART NUMBER	YR/SN	QTY DESCRIPTION
67	84989412		1 ELBOW 90°, 1 3/16"-12 ORFS x 1 3/16"-12 Fem Sw Incl Ref 66(1)
68	84989848		1 HYD CONNECTOR Tee

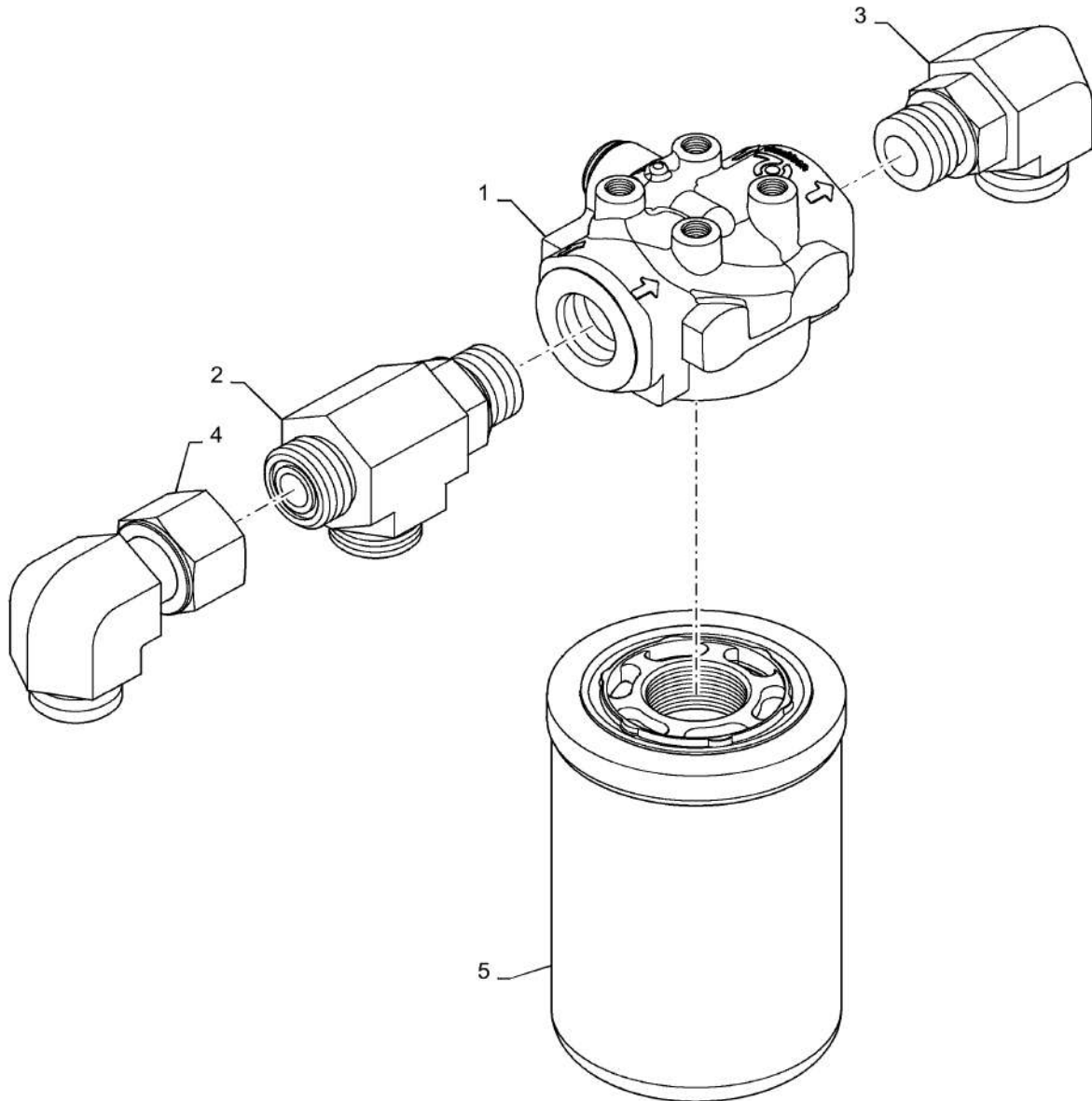
7230 8230 9230

35.106.AQ

p1

10/201
3

PTO FILTER ASSY



35.106.AQ

p1

10/201
3

PTO FILTER ASSY

REF FN	PART NUMBER	YR/SN	QTY DESCRIPTION
1	86998689		1 HYDRAULIC OIL FILTER Filter Assy Complete
2	86579706		1 TEE 1 3/16"-12 ORFS x M27 x 2 ORB Run
3	86579697		1 ELBOW 90°, 1 3/16"-12 ORFS x M27 x 2 ORB
4	84989412		1 ELBOW 90°, 1 3/16"-12 ORFS x 1 3/16"-12 Fem Sw
5	294721A1		1 HYDRAULIC OIL FILTER Filter, Spin On

7230 8230 9230


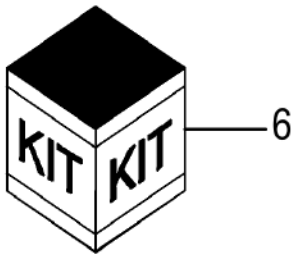
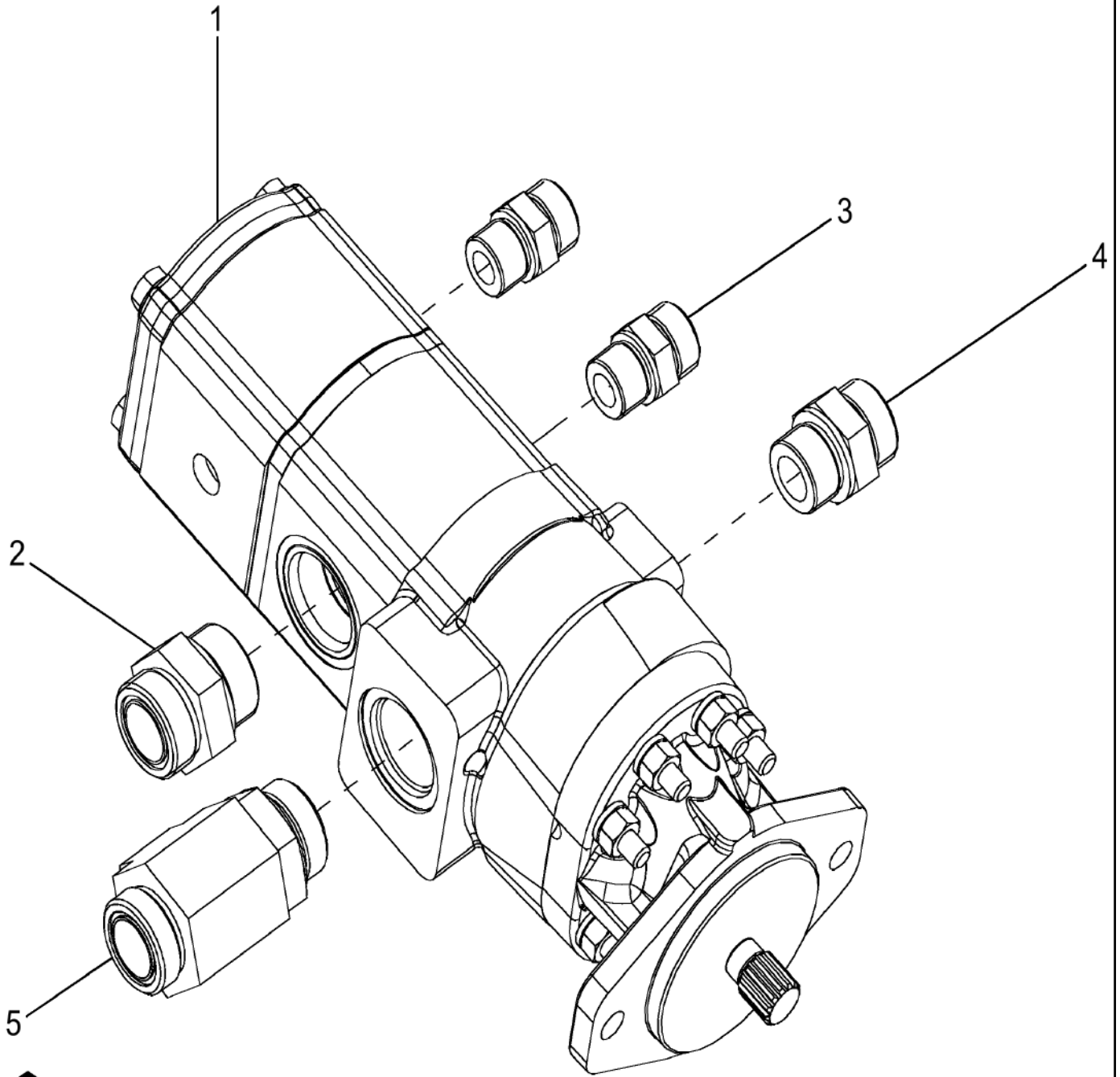
35.220.AA

01

p1

10/201
3

PUMP, TRIPLE GEAR



35.220.AA

01

p1

10/201
3

PUMP, TRIPLE GEAR

REF FN	PART NUMBER	YR/SN	QTY DESCRIPTION
1	84315864		1 PUMP Triple Gear
2	84159338		1 ADAPTER
3	86579682		2 HYD CONNECTOR 1 3/16"-12 ORFS x M27 x 2 ORB
4	86580179		1 HYD CONNECTOR 1-7/16-12 M33 X 2.0
5	86579708		1 TEE 1 11/16"-12 ORFS x M42 x 2 ORB Run
6	87284671		1 SEAL KIT Seal Kit
			7230 8230 9230

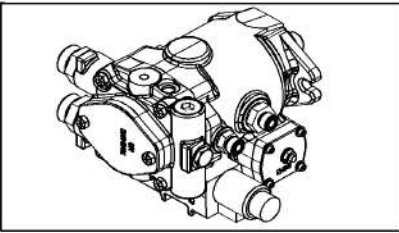
35.220.AA

02

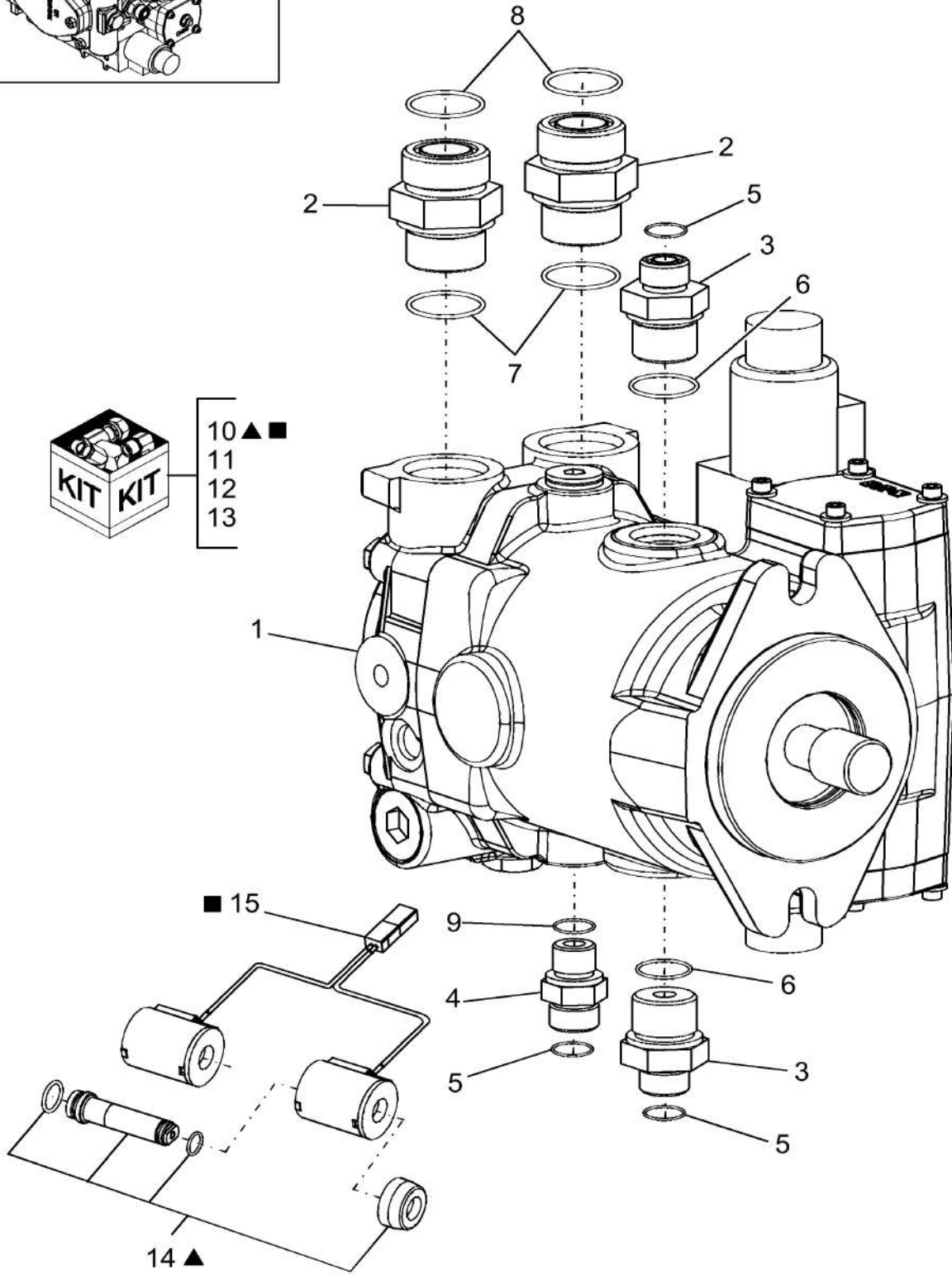
p1

10/201
3

PUMP, HYD. FEEDER



- 10 ▲ ■
- 11
- 12
- 13



35.220.AA

02

p1

10/201
3**PUMP, HYD. FEEDER**

REF FN	PART NUMBER	YR/SN	QTY DESCRIPTION
1	86638314		1 HYDRAULIC PUMP
	86638314R		1 REMAN-HYD PUMP 7230, 8230, 9230, All TIER 4 COMMON CAB (1/13-)
	86638314C		CORE-HYDRAULIC PUMP Return Number
2	86580179		2 HYD CONNECTOR 1-7/16-12 M33 X 2.0
3	86597761		2 HYD CONNECTOR 13/16"-16 ORFS x M27 x 2 ORB
4	86579676		3 HYD CONNECTOR 13/16"-16 ORFS x M18 x 1.5 ORB
5	9992298		3 O-RING 0.489" ID x 0.629" OD x 0.07"
6	86598103		2 O-RING 23.60mm ID x 2.90mm
7	86598104		2 O-RING 29.6mm ID x 2.9mm Width
8	9824050		2 O-RING 0.926" ID x 1.066" OD x 0.07"
9	86598101		1 O-RING 15.3mm ID X 2.2mm
10	87453375		1 GASKET KIT Servo Controller; Incl Ref 14, 15, Plus Gasket 87453380 (1) & Screw 61-33132 (6)
11	87453381		1 VALVE, PRESSURE RELI
12	87453382		1 SEAL KIT KIT, Relief
13	87453383		1 SEAL KIT KIT, Shaft
14	87450565		1 SOLENOID Tube
15	87450564		1 KIT Solenoid Coil

7230 8230 9230

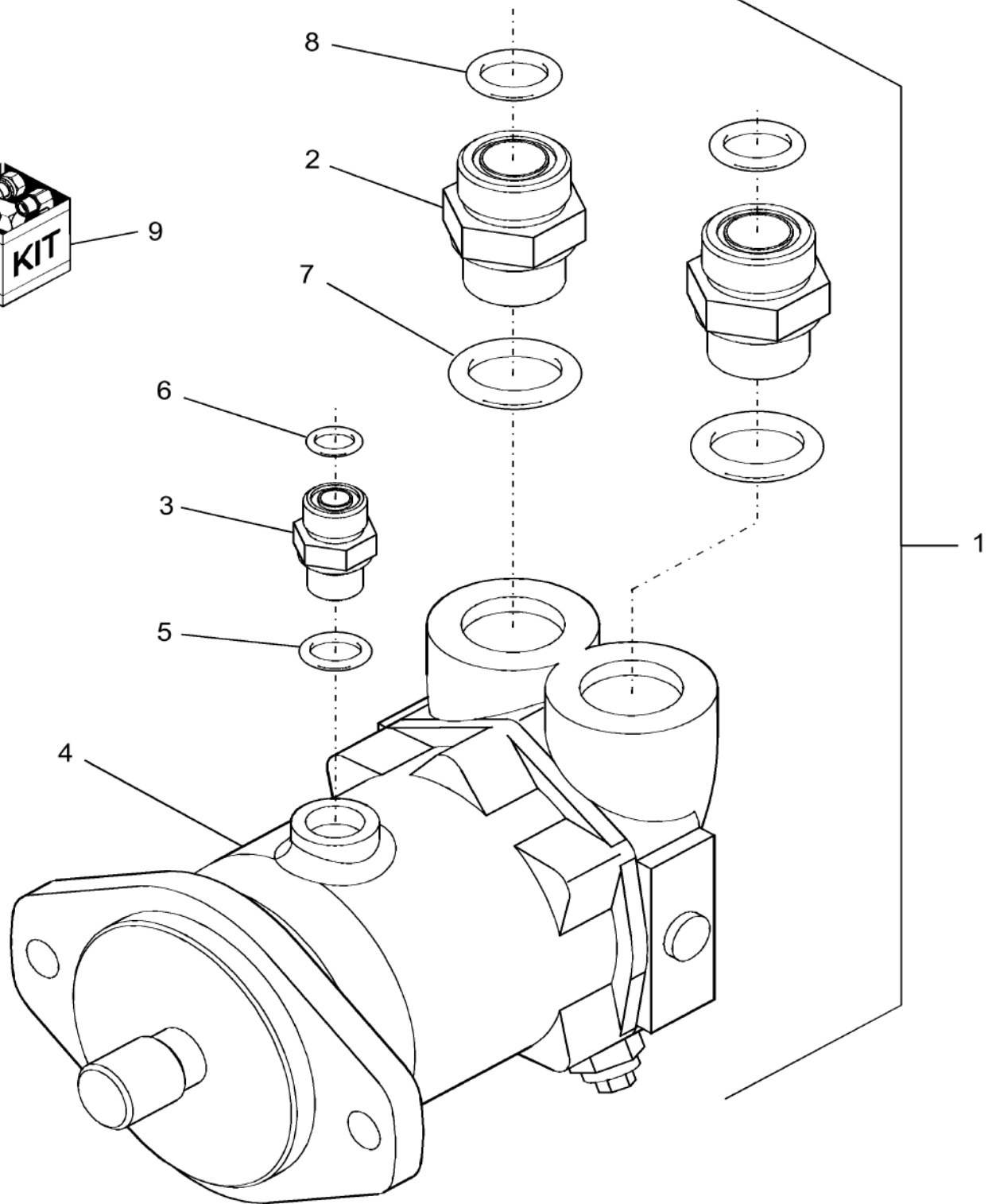
35.220.AA

03

p1

10/201
3

MOTOR, HEADER - FEEDER



35.220.AA

03

p1

10/201
3**MOTOR, HEADER - FEEDER**

REF FN	PART NUMBER	YR/SN	QTY DESCRIPTION
1	86996948		1 MOTOR, HYDRAULIC Header Feeder - Includes Ref 2 thru 9
	86981121R		1 REMAN-HYD MOTOR 7230, 8230, 9230 All COMBINE - TIER 4 COMMON CAB (1/13-); Reman for New P/N 86996948
	86981121C		CORE-MOTOR HYDRAULIC Return Number
2	86580179		2 HYD CONNECTOR 1-7/16-12 M33 X 2.0 Includes Ref 7 & 8
3	86579676		1 HYD CONNECTOR 13/16"-16 ORFS x M18 x 1.5 ORB Includes Ref 5 & 6
4	86981121		1 HYDRAULIC MOTOR
	86981121R		1 REMAN-HYD MOTOR 7230, 8230, 9230 All COMBINE - TIER 4 COMMON CAB (1/13-)
	86981121C		CORE-MOTOR HYDRAULIC Return Number
5	86598101		1 O-RING 15.3mm ID X 2.2mm
6	9992298		1 O-RING 0.489" ID x 0.629" OD x 0.07"
7	86598104		2 O-RING 29.6mm ID x 2.9mm Width
8	9824050		2 O-RING 0.926" ID x 1.066" OD x 0.07"
9	87284675		AR SEAL KIT

7230 8230 9230

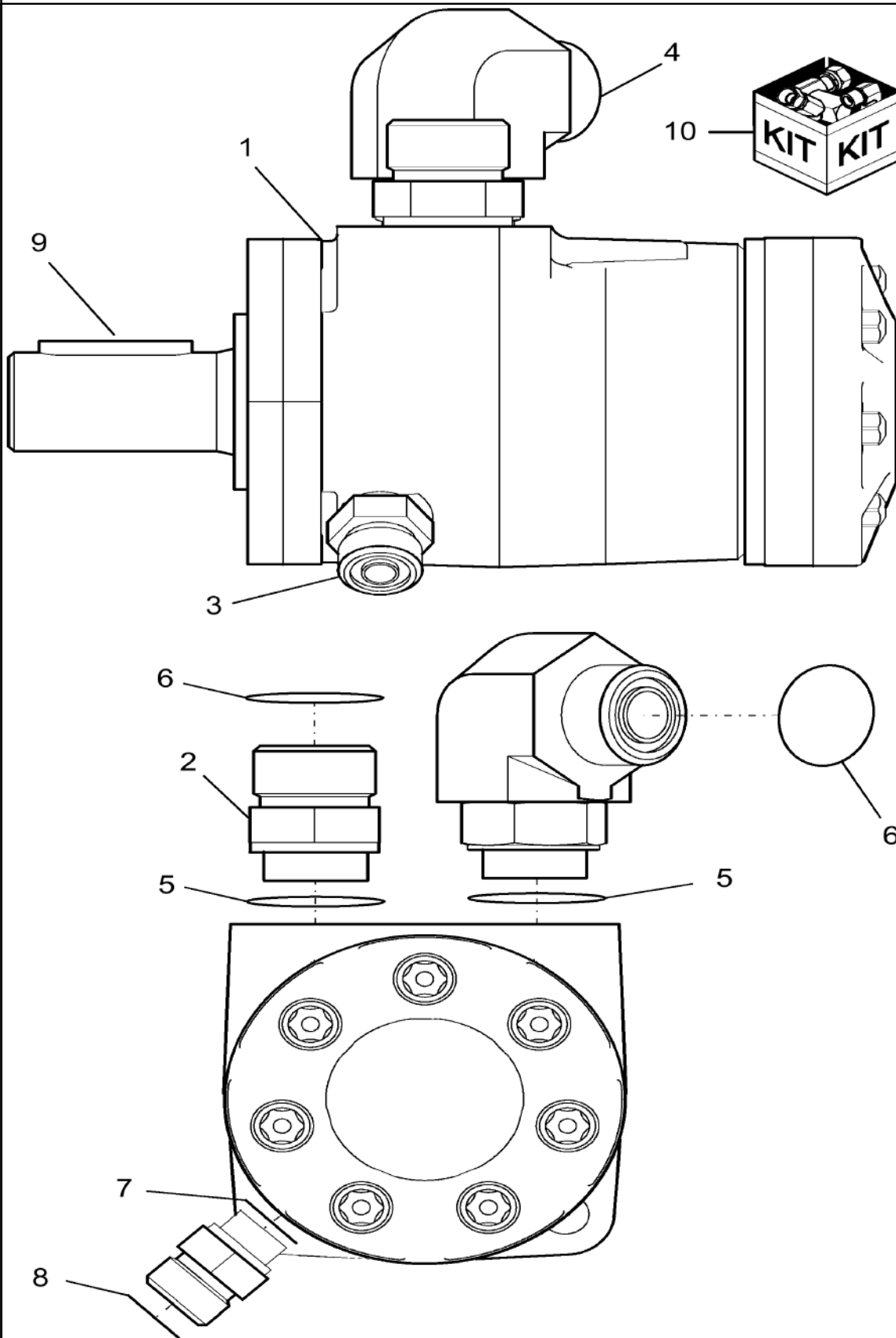
35.220.AA

04

p1

10/201
3

MOTOR, HYDRAULIC - SPREADER W/ DRAIN



35.220.AA

04

p1

10/201
3**MOTOR, HYDRAULIC - SPREADER W/ DRAIN**

REF FN	PART NUMBER	YR/SN	QTY DESCRIPTION
1	87519075		1 HYDRAULIC MOTOR W/O Fittings
	87519075R		1 REMAN-HYD MOTOR 7230, 8230 both COMBINE - TIER 4 COMMON CAB (1/13-)
	87519075C		CORE-MOTOR HYDRAULIC Return Number
2	86579680		1 HYD CONNECTOR 1"-14 ORFS x M22 x 1.5 ORB
3	86580177		1 HYD CONNECTOR 11/16"-16 ORFS x M12 x 1.5 ORB
4	NLS		1 NO LONGER SERVICED Not Used
5	86598102		2 O-RING 19.30mm ID x 2.20mm
6	9992069		2 O-RING 0.614" ID x 0.754" OD x 0.07"
7	86598098		1 O-RING 9.30mm ID x 2.20mm
8	9993141		1 O-RING 0.364" ID x 0.504" OD x 0.07"
9	170030		1 KEY M8 x 7 x 32, Par
10	9807617		AR SEAL KIT
			7230 8230 9230

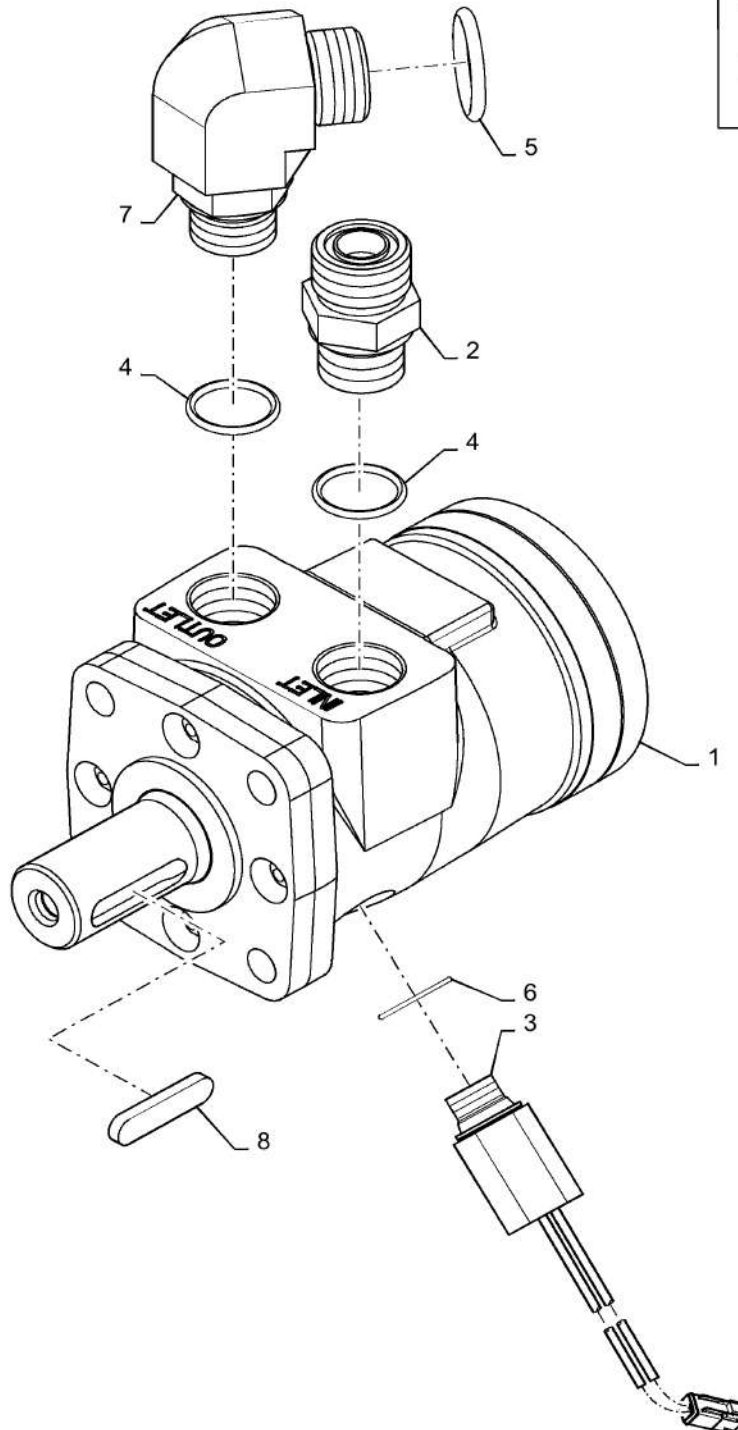
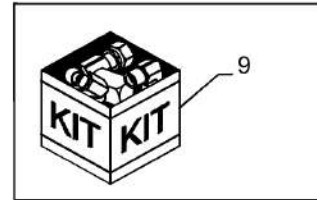
35.220.AA

05

p1

10/201
3

MOTOR, HYDRAULIC- SPREADER W/SENSOR



35.220.AA

05

p1

10/201
3**MOTOR, HYDRAULIC- SPREADER W/SENSOR**

REF FN	PART NUMBER	YR/SN	QTY DESCRIPTION
1	87519076		1 HYDRAULIC MOTOR
	87519076R		1 REMAN-HYD MOTOR 7230, 8230 both TIER 4 COMMON CAB (1/13-)
	87519076C		CORE-MOTOR HYDRAULIC Return Number
2	86579680		1 HYD CONNECTOR 1"-14 ORFS x M22 x 1.5 ORB
3	86976166		1 SENSOR Spreader Speed
4	86598102		2 O-RING 19.30mm ID x 2.20mm
5	9992069		1 O-RING 0.614" ID x 0.754" OD x 0.07"
6	9617873		1 O-RING 0.468" ID x 0.078" Width
7	86579694		1 ELBOW 90°, 1"-14 ORFS x M22 x 1.5 ORB
8	170030		1 KEY M8 x 7 x 32, Par
9	9807617		1 SEAL KIT
			7230 8230 9230

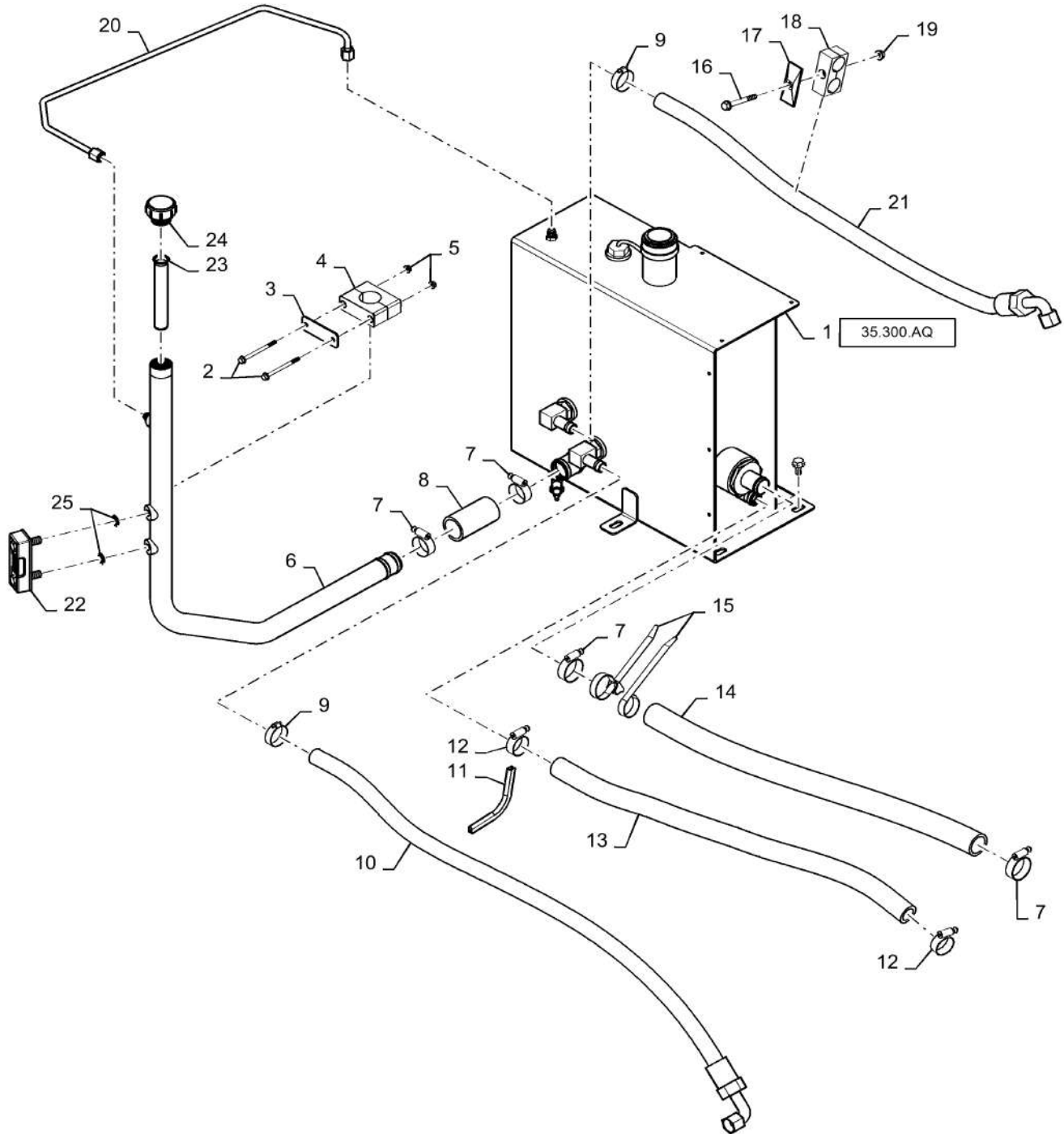
35.300.AD

01

p1

10/201
3

RESERVOIR HYDRAULIC HOSES



35.300.AD

01

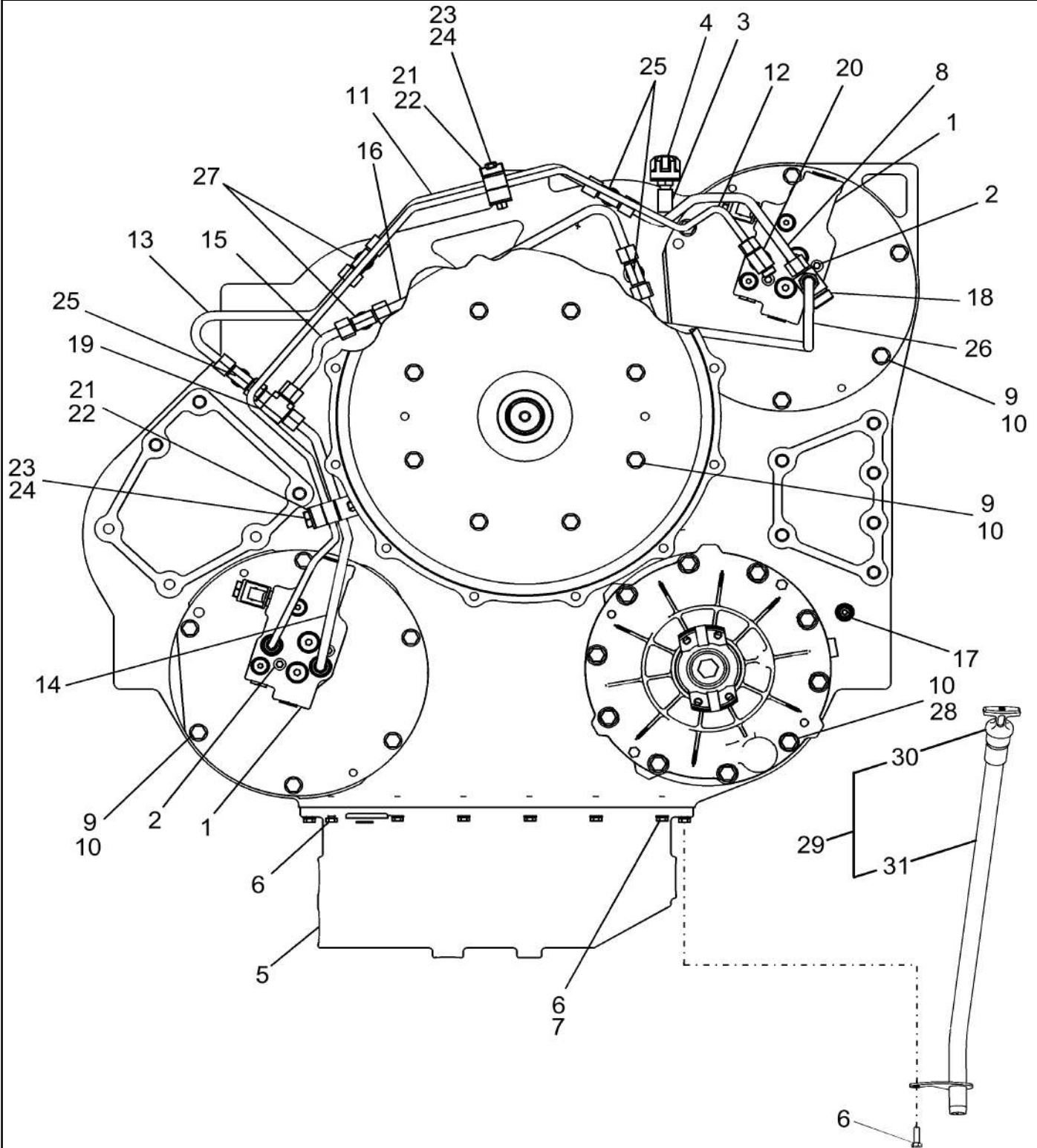
p1

10/201
3**RESERVOIR HYDRAULIC HOSES**

REF FN	PART NUMBER	YR/SN	QTY DESCRIPTION
1	NS		1 NOT SERVICED Hydraulic Reservoir
2	NSS		2 NOT SERVICED SEPARATELY Procure Locally
3	NSS		1 NOT SERVICED SEPARATELY Procure Locally
4	84390775		1 CLAMP
5	86050300		2 FLANGE NUT M6 x 1, Flg, CI10
6	84576075		1 HYD. TUBE Remote Fill Assy Compete
7	86634186		4 HOSE CLAMP 1.25/2.125 HD Worm, W/liner
8	84352287		1 HYDRAULIC HOSE
9	382527		2 HOSE CLAMP M25-40, Worm
10	84511413		1 HYDRAULIC HOSE Cleaning Fan Motor Case Drain
11	122150A1		1 PROTECTION STRIP
12	86536660		2 HOSE CLAMP #16, 0.81/1.50 Type F Worm
13	84380499		1 HOSE PFC Inlet
14	84352398		1 HYDRAULIC HOSE Triple Suction
15	84386243		2 CLAMP
16	87656138		1 BOLT
17	1186005		1 PLATE
18	4148516		1 CLIP
19	87681210		1 FLANGE NUT Hex, M8, CI 10
20	84575679		4 HYD. TUBE Tank To Fill Tube Vent
21	84327004		1 SIGHTGLASS Used Between 21 and 6
22	84241164		1 HYDRAULIC HOSE PFC Drain
23	84350015		1 FILLER CAP Screen, Basket, 30 Mesh
24	84591065		1 FILLER CAP
25	84330464		1 OIL SEAL Includes 4 Seals

7230 8230 9230

PTO, VALVES & TUBES, ENGINE GEARBOX



35.300.AD

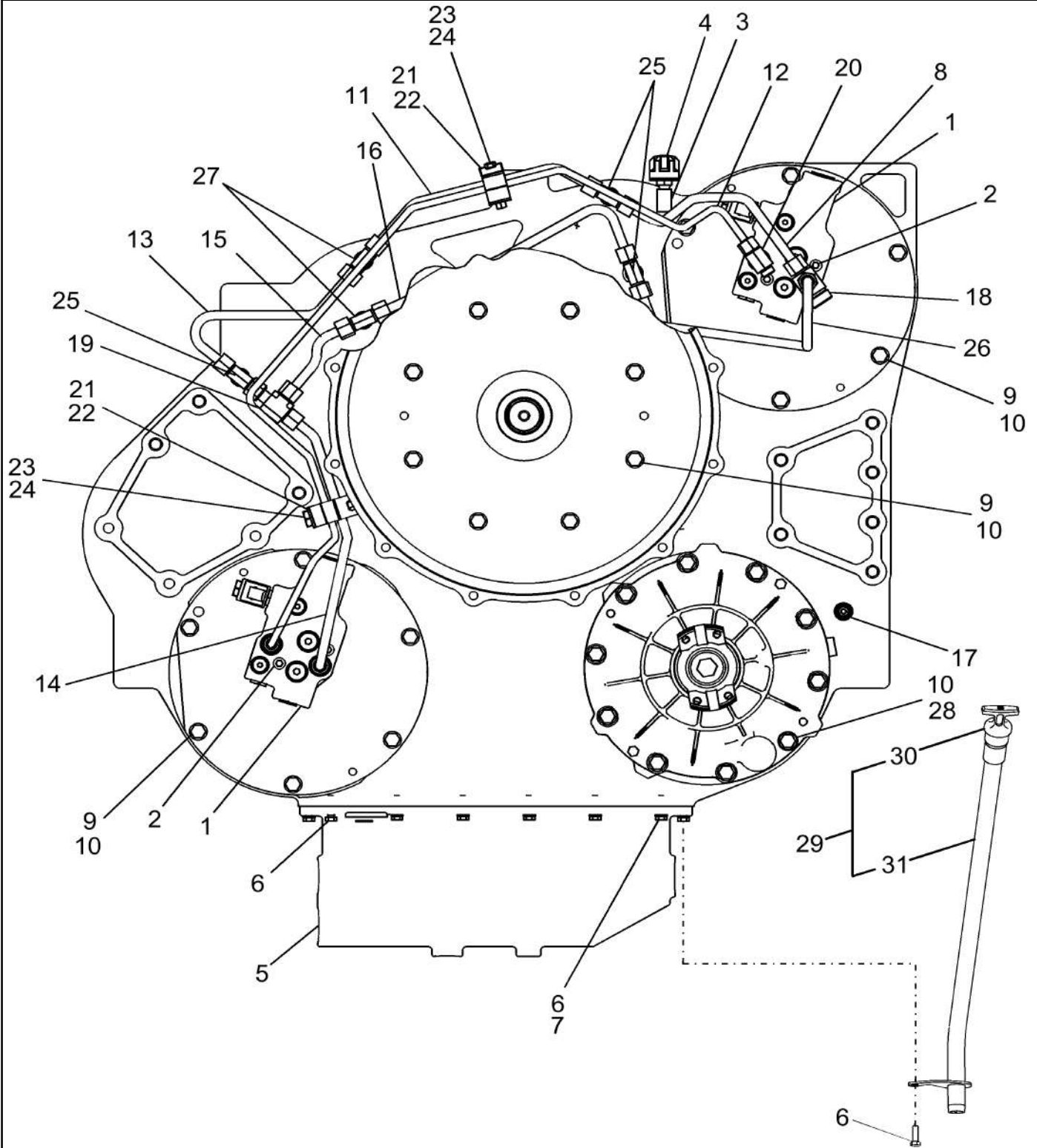
02

p1

10/201
3**PTO, VALVES & TUBES, ENGINE GEARBOX**

REF FN	PART NUMBER	YR/SN	QTY DESCRIPTION
1	86981234		2 HYDRAULIC VALVE
2	864-10080		6 HEX SOC SCREW M10 x 80mm, CI 8.8
3	217-1015		1 ELBOW 90°, 1/4"-18 Female x 1/4"-18 Male
4	1971726C1		1 BREATHER
5	87108616		1 PAN PTO
6	628-8025		14 BOLT Hex, M8 x 1.25 x 25mm, CI 10.9, Full Thd
7	895-11008		13 WASHER M8 x 16 x 1.6
8	87108512		1 HYD. TUBE 0.50" OD Lube to C7
9	628-12035		49 BOLT Hex, M12 x 35, 10.9, Full Thd
10	896-12012		59 WASHER M12 x 24.5 x 3, HT
11	87108513		1 HYD. TUBE 0.50" OD Lube to Second Spray Port
12	87449002		1 TUBE 0.375" OD Clutch Valve Supply
13	87108883		1 HYD. TUBE 0.50" OD Lube C9 to C2
14	87108884		1 HYD. TUBE 0.50" OD Lube C9 to C2
15	87449001		1 TUBE 0.5" OD Lube C2 to C9
16	87449000		1 TUBE 0.5" OD Lube C2 to C7
17	700-101		1 HYD CONNECTOR 11/16"-16 ORFS x M14 x 1.5 ORB STR THD 10MM ORFS x M14 ORB
18	87281679		1 FITTING Special ORFS Cross
19	701-416		1 TEE 13/16"-16 ORFS x 13/16"-16 Fem Sw Run ORFS SWVL RUN 12MM or 1/2 IN
20	701-434		1 TEE 11/16"-16 ORFS x 11/16"-16 Fem Sw Br ORFS SWVL BR 10 MM or 3/8 IN
21	1347127C1		4 PLATE Hose Clamp
22	410573A1		2 CLAMP Hydraulic Tube, 12.7 x 9.52
23	814-8060		2 BOLT Hex, M8 x 1.25 x 60mm, CI 8.8
24	832-10408		2 NUT M8 x 1.25, CI 8
25	87108509		3 FITTING Orificed Tee
26	87448999		1 TUBE 0.5" OD Lube C8 to C7
27	87108517		2 FITTING Orificed Tee
			7230 8230 9230

PTO, VALVES & TUBES, ENGINE GEARBOX



35.300.AD

02

p2

10/201
3

PTO, VALVES & TUBES, ENGINE GEARBOX

REF FN	PART NUMBER	YR/SN	QTY DESCRIPTION
28	828-12120		10 BOLT Hex, M12 x 1.75 x 120mm, Cl 10.9
29	0C		1 ORDER COMPONENTS
30	84153775		1 DIPSTICK
31	87377334		1 TUBE 1" OD

7230 8230 9230

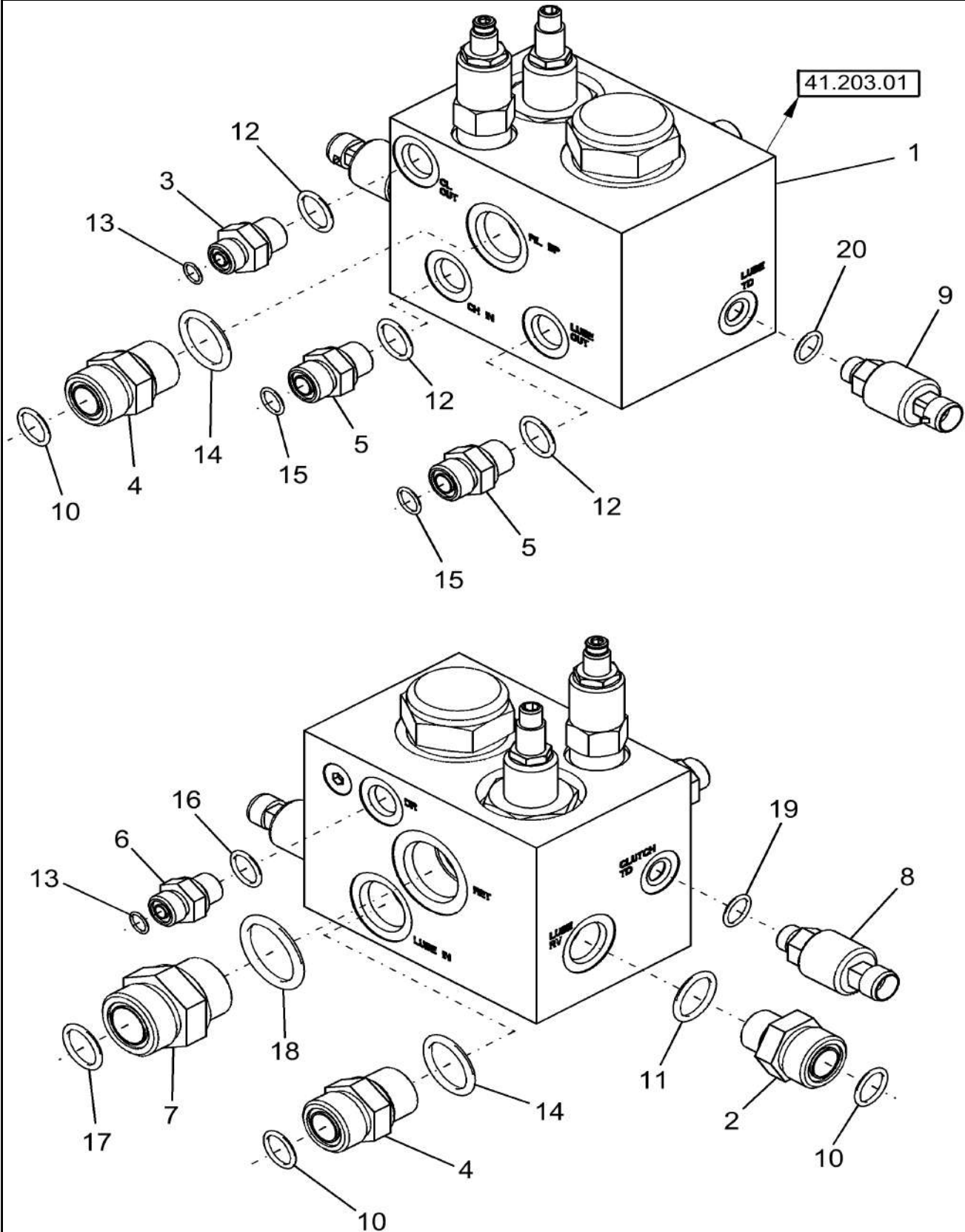
35.300.AE

01

p1

10/201
3

VALVE, HYDRAULIC PTO/CHARGE REGULATOR - CONNECTORS



35.300.AE

01

p1

10/201
3**VALVE, HYDRAULIC PTO/CHARGE REGULATOR - CONNECTORS**

REF FN	PART NUMBER	YR/SN	QTY DESCRIPTION
1	87645687		1 VALVE Less Connectors
2	86579681		1 HYD CONNECTOR 1 3/16"-12 ORFS x M22 x 1.5 ORB Incl Ref 10 & 11
3	86579673		1 HYD CONNECTOR 11/16"-16 ORFS x M18 x 1.5 ORB Incl Ref 12 & 13
4	86579682		2 HYD CONNECTOR 1 3/16"-12 ORFS x M27 x 2 ORB Incl Ref 10 & 14
5	86579676		2 HYD CONNECTOR 13/16"-16 ORFS x M18 x 1.5 ORB Incl Ref 12 & 15
6	86579672		1 HYD CONNECTOR 11/16"-16 ORFS x M16 x 1.5 ORB Incl Ref 13 & 16
7	86580179		1 HYD CONNECTOR 1-7/16-12 M33 X 2.0 Incl Ref 17 & 18
8	87280944		1 PRESSURE SWITCH Lube Pressure; Incl Ref 19
9	87693034		1 SENSOR Hyd PTO/Charge Regulator; Incl Ref 20
10	9991976		3 O-RING 0.739" ID x 0.879" OD x 0.07"
11	86598102		1 O-RING 19.30mm ID x 2.20mm
12	86598101		3 O-RING 15.3mm ID X 2.2mm
13	9993141		2 O-RING 0.364" ID x 0.504" OD x 0.07"
14	86598103		2 O-RING 23.60mm ID x 2.90mm
15	9992298		2 O-RING 0.489" ID x 0.629" OD x 0.07"
16	86598100		1 O-RING 13.30mm ID x 2.20mm
17	86598104		1 O-RING 29.6mm ID x 2.9mm Width
18	9824050		1 O-RING 0.926" ID x 1.066" OD x 0.07"
19	86598099		1 O-RING 11.30mm ID x 2.20mm
20	NSS		1 NOT SERVICED SEPARATELY O-Ring
			7230 8230 9230

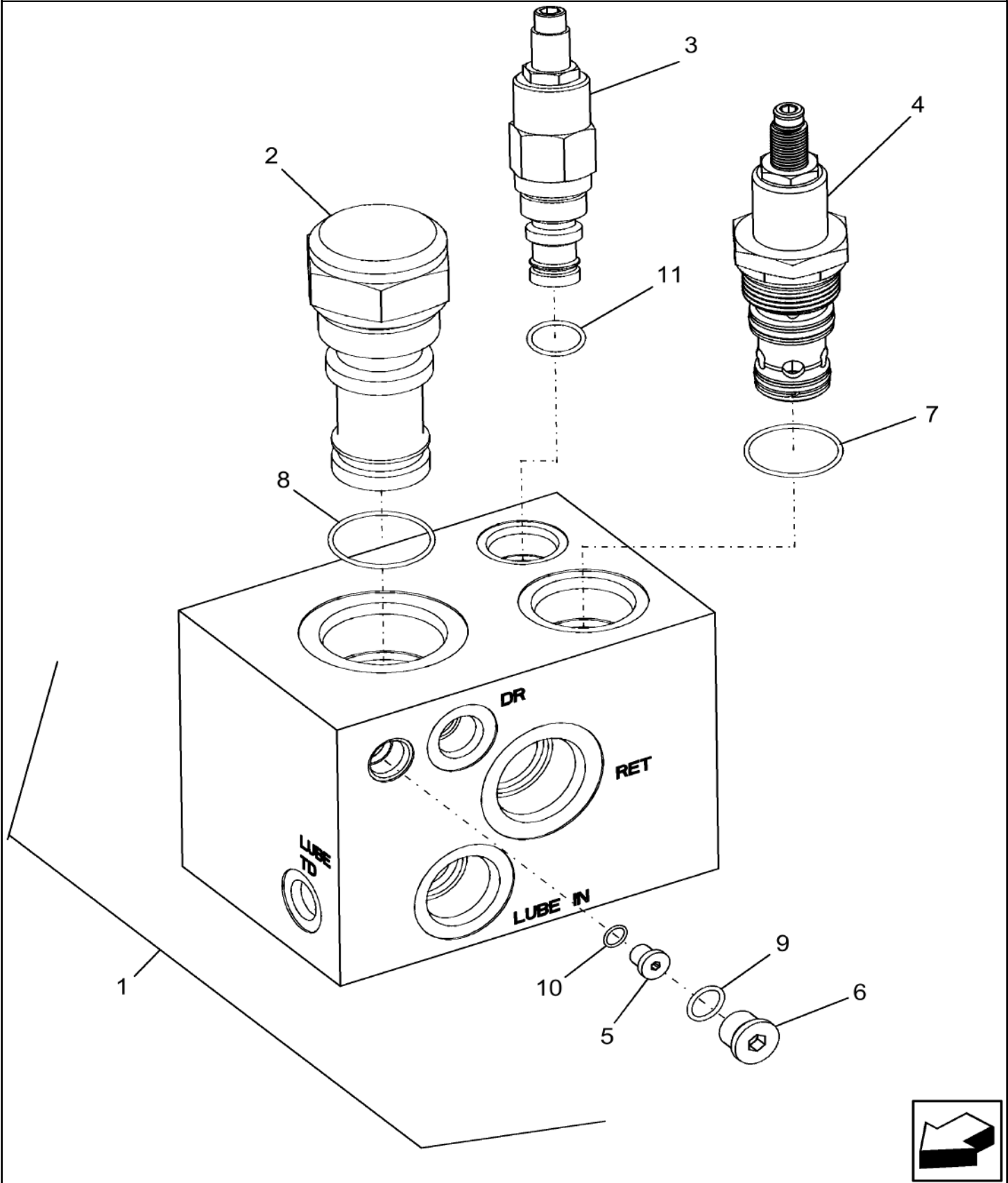
35.300.AE

02

p1

10/201
3

VALVE, HYDRAULIC PTO/CHARGE REGULATOR - COMPONENTS



35.300.AE

02

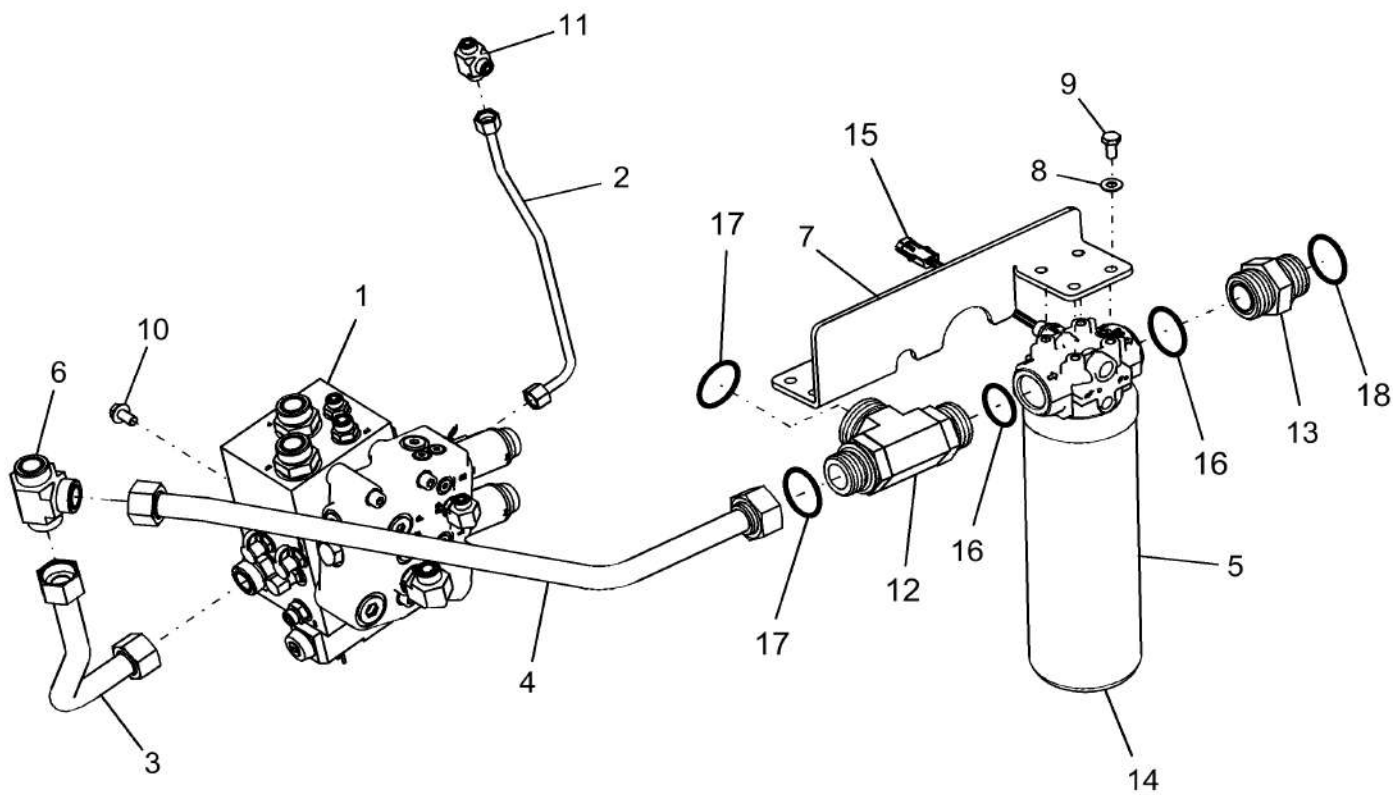
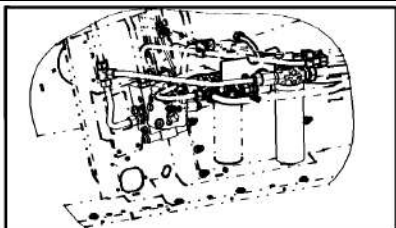
p1

10/201
3

VALVE, HYDRAULIC PTO/CHARGE REGULATOR - COMPONENTS

REF FN	PART NUMBER	YR/SN	QTY DESCRIPTION
1	87645687		1 VALVE
2	87281715		1 HYDRAULIC VALVE Incl Ref 8
3	87729322		1 VALVE Pressure Reducing; Incl Ref 11
4	87729321		1 VALVE Pressure Relief; Incl Ref 7
5	87026245		1 ORIFICE Incl Ref 13
6	9625178		2 PLUG Hex Soc, 9/16"-18 ORB Incl Ref 9
7	1978123C1		1 SEAL KIT
8	87025780		1 SEAL KIT
9	86598100		2 O-RING 13.30mm ID x 2.20mm
10	9617873		1 O-RING 0.468" ID x 0.078" Width
11	86509023		1 SEAL KIT
			7230 8230 9230

FILTERS AND MAIN STACK VALVE



35.300.AN

p1

10/201
3**FILTERS AND MAIN STACK VALVE**

REF FN	PART NUMBER	YR/SN	QTY DESCRIPTION
1	0C		1 ORDER COMPONENTS Valve, Main Stack
2	86995855		1 HYD. TUBE Load Sense from Main Valve
3	86995864		1 HYD. TUBE 1" OD Return from Main Valve Stack
4	86995867		1 HYD. TUBE 1" OD PFC Return to Filter
5	86998593		1 HYDRAULIC OIL FILTER Aux Return to Reservoir, 17.4 long
6	86705422		1 TEE
7	87284938		1 STRAP Mounting, Ref #5
8	140045		AR BELLEVILLE WASHER M10
9	{43139}		4
10	274249		3 BOLT Hex Flg, M10 x 20mm, Stainless
11	9840322		1 TEE 11/16"-16 ORFS
12	86579708		1 TEE 1 11/16"-12 ORFS x M42 x 2 ORB Run
13	84159338		1 ADAPTER Adapter Str Beaded Tube 1.25 OD x M42
14	277311A1		1 HYDRAULIC OIL FILTER Element, 14.4 long
15	87447716		1 SWITCH Indicator, Filter Bypass
16	637-64386		2 O-RING 38.6mm ID x 2.9mm Width
17	238-6025		2 O-RING -025, 90 Duro, 1.176" ID x .070" Thk
18	238-6029		1 O-RING -029, 90 Duro, 1.489" ID x .070" Thk

7230 8230 9230

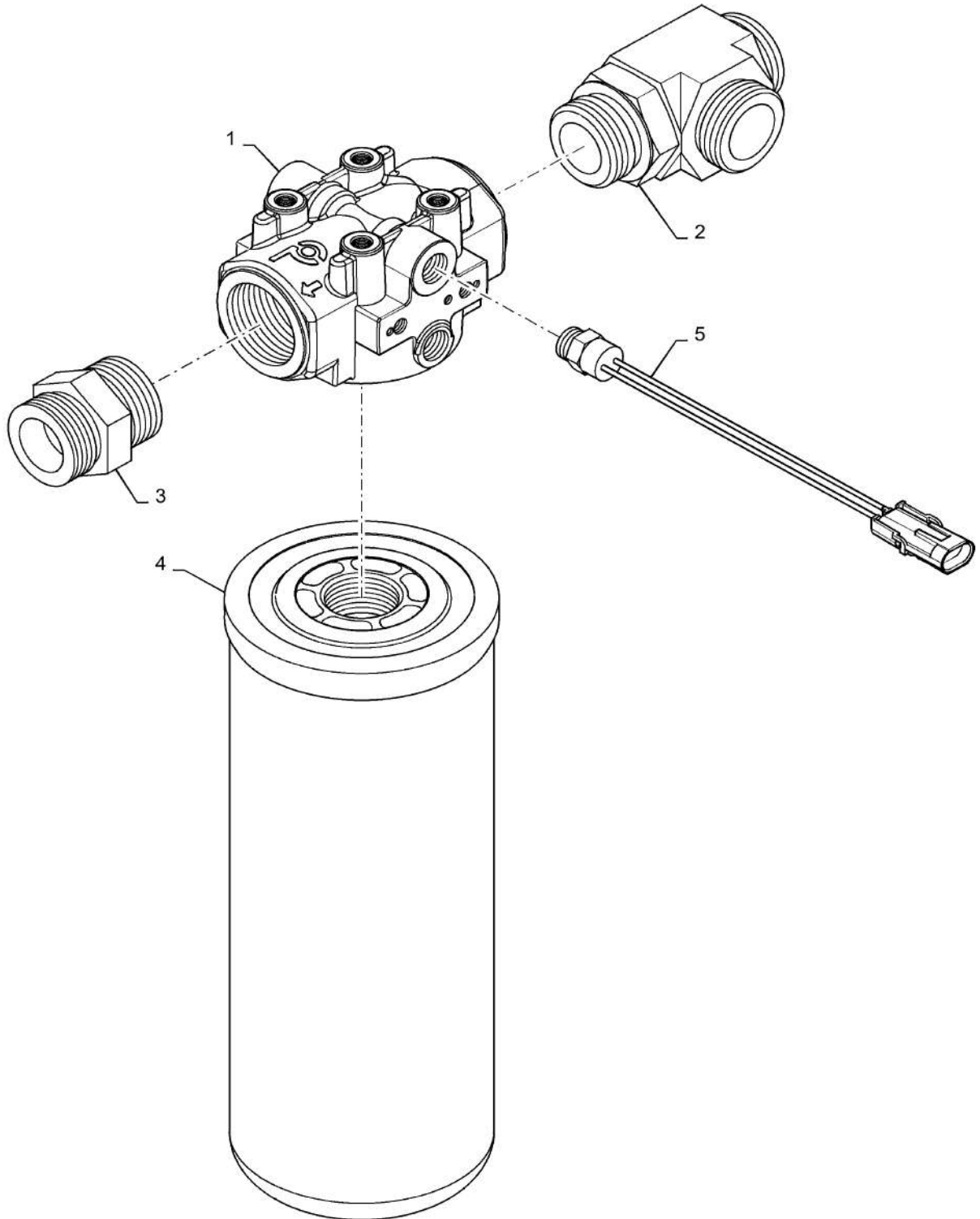
35.300.AN

01

p1

10/201
3

HYDRAULIC RESERVOIR RETURN FILTER ASSY



35.300.AN

01

p1

10/201
3

HYDRAULIC RESERVOIR RETURN FILTER ASSY

REF FN	PART NUMBER	YR/SN	QTY DESCRIPTION
1	86998593		1 HYDRAULIC OIL FILTER Complete Filter Assy
2	86579708		1 TEE 1 11/16"-12 ORFS x M42 x 2 ORB Run
3	86997863		1 HYD CONNECTOR 2"-12 ORFS x M42 x 2 ORB
4	277311A1		1 HYDRAULIC OIL FILTER Spin On Filter
5	87447716		1 SWITCH Pressure Sensor

7230 8230 9230

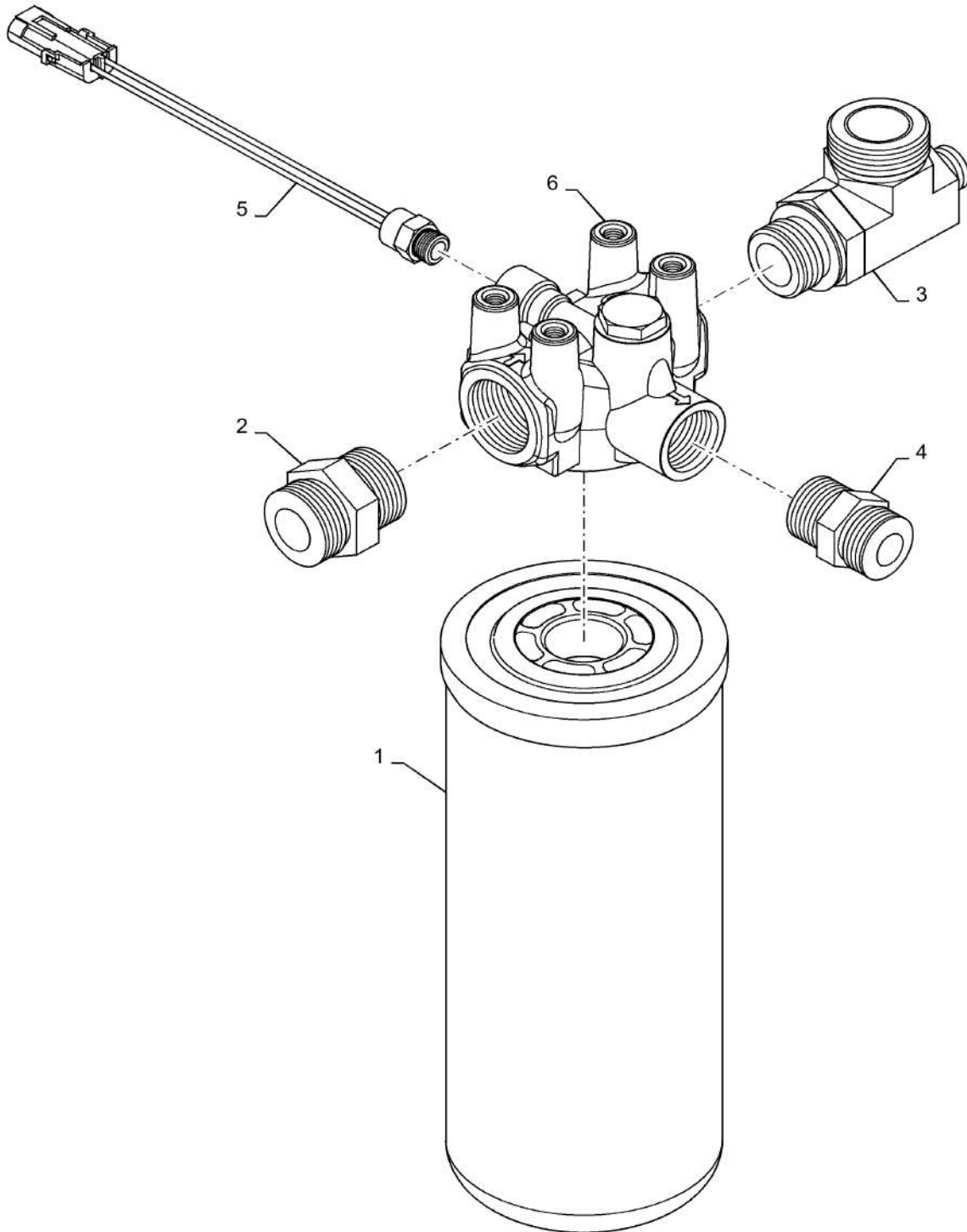
35.300.AN

02

p1

10/201
3

HYDRAULIC CHARGE FILTER ASSY



35.300.AN

02

p1

10/201
3**HYDRAULIC CHARGE FILTER ASSY**

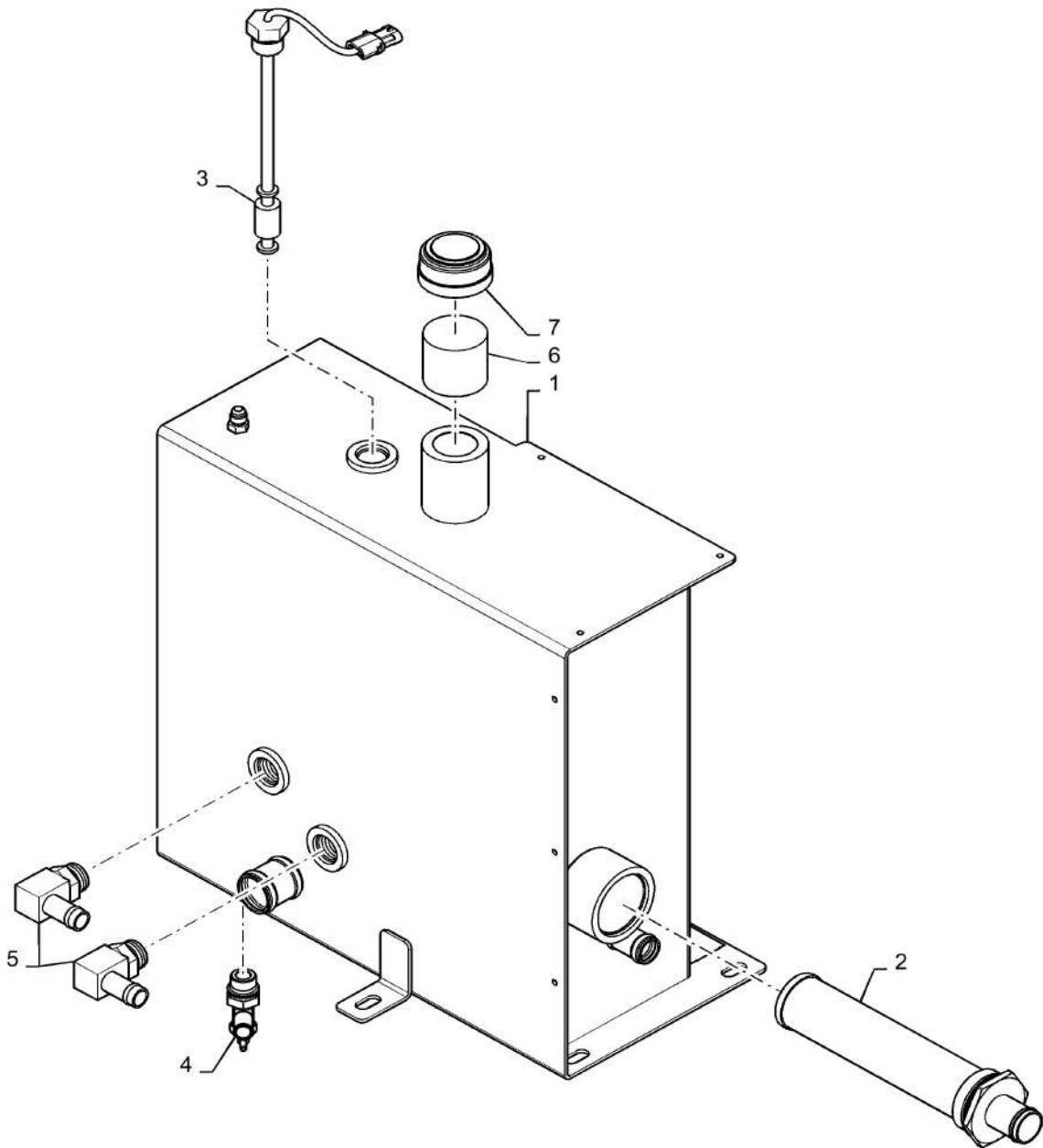
REF FN	PART NUMBER	YR/SN	QTY DESCRIPTION
1	254353A1		1 HYDRAULIC OIL FILTER Filter Only, Spin On
2	86580179		2 HYD CONNECTOR 1-7/16-12 M33 X 2.0 Uses O-Rings 86598104 And 9824050
3	87661803		3 REDUCER FITTING Uses O-Rings 86598104,9992298,9824051
4	86579682		1 HYD CONNECTOR 1 3/16"-12 ORFS x M27 x 2 ORB Uses O-Rings 86598103 And 9991976
5	87447716		1 SWITCH
6	84298032		1 HYDRAULIC OIL FILTER Head Assy W Ref 5 Inc
			7230 8230 9230

35.300.AQ

p1

10/201
3

RESERVOIR- OIL, HYDRAULIC



35.300.AQ

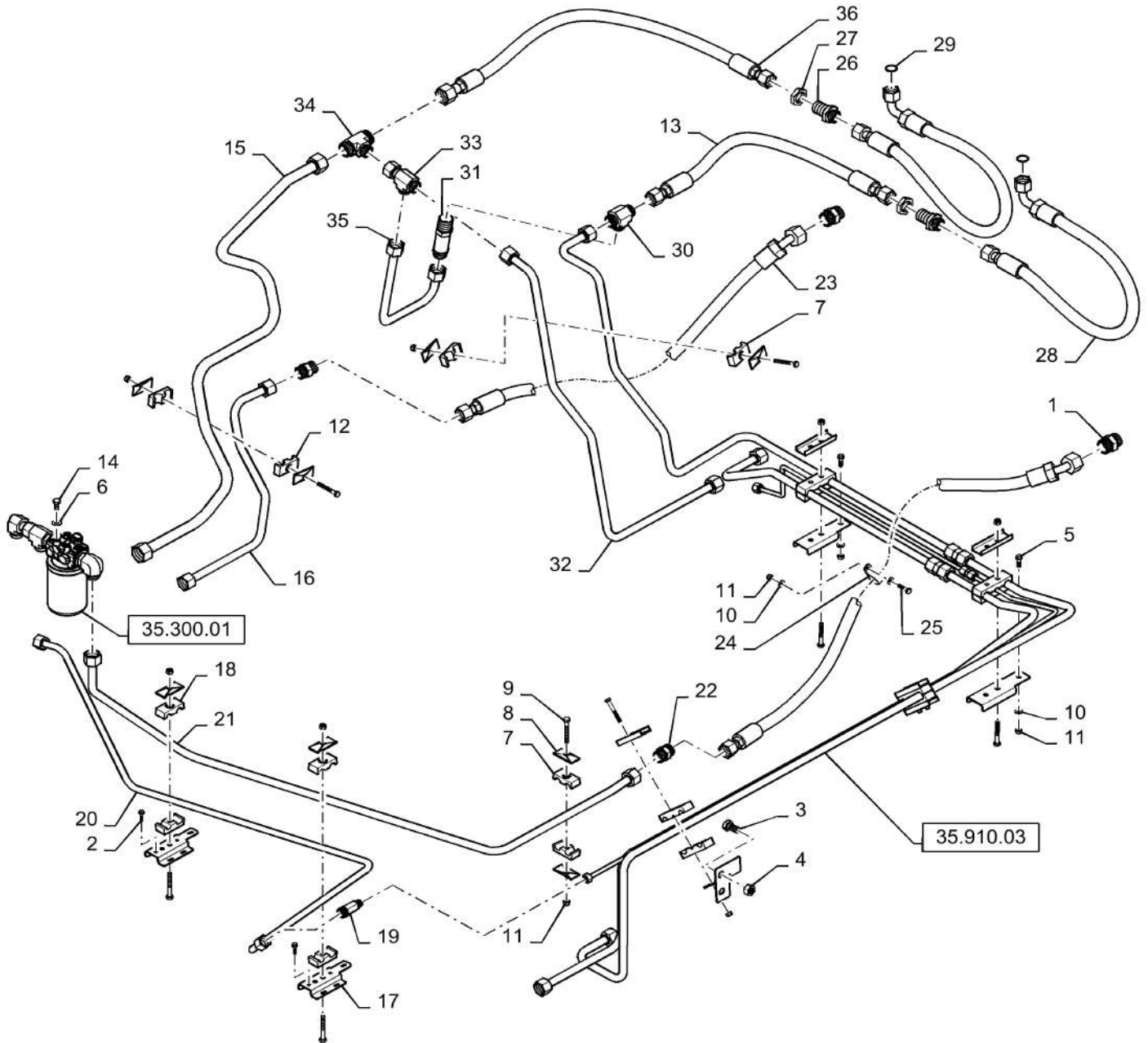
p1

10/201
3

RESERVOIR- OIL, HYDRAULIC

REF FN	PART NUMBER	YR/SN	QTY DESCRIPTION
1	84576076		1 HYDRAULIC OIL RESERVOIR
2	84165369		1 FILTER STRAINER
3	87644162		1 SENSOR Level Sensor
4	87485712		1 DRAINCOCK/TAP SUPPLY
5	217-351		2 FITTING 90°, 3/4" Hose x 1 1/16"-12 ORB Beaded
6	87000622		1 HYDRAULIC OIL FILTER Filter, Fillneck Baffle
7	87000625		1 CAP Reservoir, W Breather Filter
			7230 8230 9230

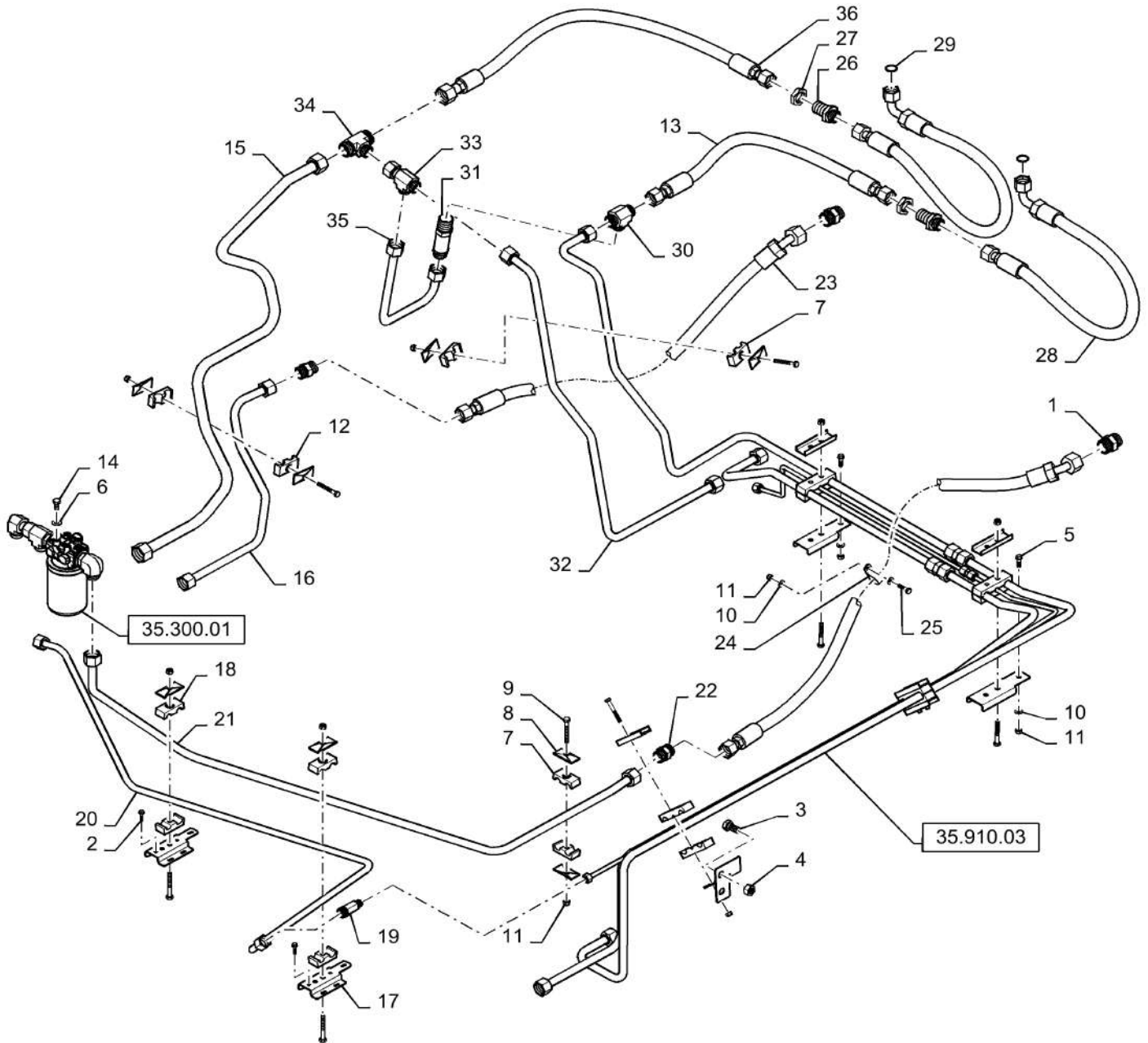
ENGINE HYDRAULICS FRONT 82/9230



ENGINE HYDRAULICS FRONT 82/9230

REF FN	PART NUMBER	YR/SN	QTY DESCRIPTION
1	9824055		2 HYD CONNECTOR
2	87010469		4 SELF-TAP SCREW Hex Wash Hd, M6.3 x 25
3	43167		2 BOLT Hex, M16 x 30mm, CI 8.8, Full Thd
4	100020		2 NUT M16, CI 8
5	43127		2 BOLT Hex, M8 x 1.25 x 25mm, CI 8.8, Full Thd
6	140045		4 BELLEVILLE WASHER M10
7	87000140		2 CLAMP
8	87000230		6 PLATE
9	120061		5 BOLT Hex, M8 x 60, 8.8
10	322358		6 BELLEVILLE WASHER M8
11	86629542		8 NUT M8 x 1.25, CI 8
12	87000146		1 CLAMP
13	87646915		1 HOSE ASSY. Aux Cooler Inlet
14	43138		4 BOLT Hex, M10 x 1.5 x 20mm, CI 8.8, Full Thd
15	84326277		1 HYD. TUBE Aux Cooler Return
16	84326280		1 HYD. TUBE Main Cooler Outlet
17	84355002		2 BRACKET
18	87000144		2 CLAMP
19	87109744		1 FITTING
20	87397349		1 HYD. TUBE 16 mm OD x 1064.4 mm L Drain-Bulkhead To Tee
21	87563491		1 HYD. TUBE 0.75" OD Main Cooler Inlet
22	84100407		2 UNION 1 3/16"-12 ORFS
23	87646911		2 HOSE ASSY. Main Cooler
24	86628564		1 CLAMP 1 1/4", Insul, 3/8" Bolt
25	43128		1 BOLT Hex, M8 x 1.25 x 30.00mm, CI 8.8, ZND
26	86639064		2 UNION 1 3/16"-12 ORFS, Blkd
27	86639062		2 BHD LOCK NUT 1 3/16"-12, ORFS Blkhd
28	87646890		2 HOSE ASSY. Aux Cooler Box
			7230 8230 9230

ENGINE HYDRAULICS FRONT 82/9230



35.300.BC

p2

10/201
3

ENGINE HYDRAULICS FRONT 82/9230

REF FN	PART NUMBER	YR/SN	QTY DESCRIPTION
29	9991976		2 O-RING 0.739" ID x 0.879" OD x 0.07"
30	87359490		1 UNION
31	87563490		1 VALVE, CHECK 110 PSI
32	87646912		1 HYD. TUBE 0.75" OD Cleaning Fan Valve Return
33	87016915		1 TEE
34	87000837		1 TEE
35	87646913		1 HYD. TUBE 0.75" OD Aux Cooler Bypass
36	87646914		1 HOSE ASSY. Aux Cooler Return

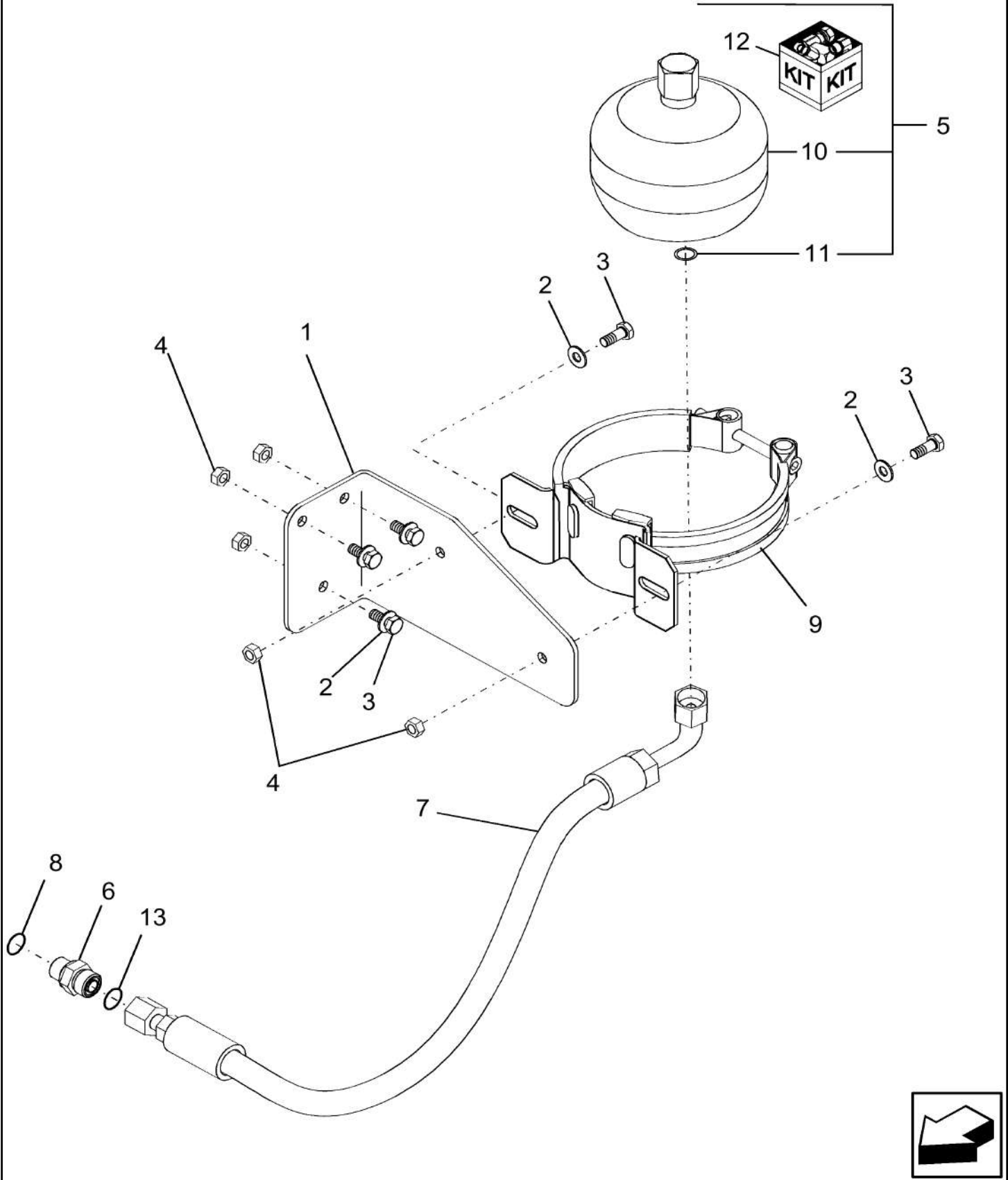
7230 8230 9230

35.300.BQ

p1

10/201
3

ACCUMULATOR - RIDE CONTROL



ACCUMULATOR - RIDE CONTROL

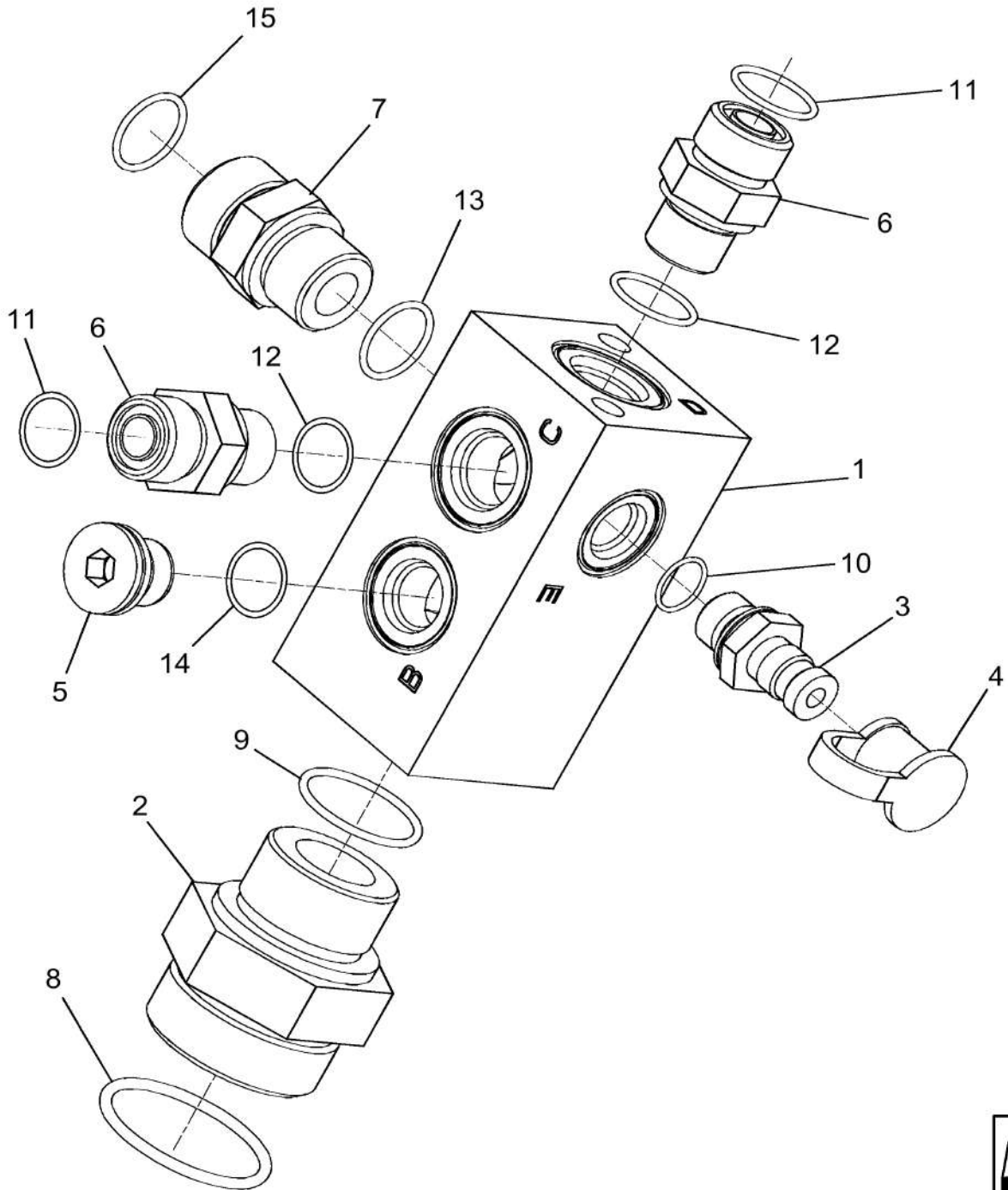
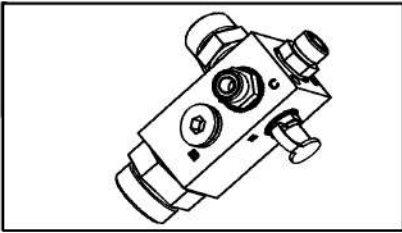
REF FN	PART NUMBER	YR/SN	QTY DESCRIPTION
	84083383		AR KIT
1	87105672		1 BRACKET
2	322358		5 BELLEVILLE WASHER M8
3	120104		5 BOLT Hex, M8 x 1.25 x 20mm, Cl 8.8, Full Thd
4	9706690		5 NUT Hex, M8, 1.25mm Pitch, 6.80mm High, Cl 8, ZND
5	84225503		1 ACCUMULATOR Hydraulic System, Includes Ref 10, 11 & 12
6	86579676		1 HYD CONNECTOR 13/16"-16 ORFS x M18 x 1.5 ORB
7	87105677		1 HOSE To Ride Control Accumulator; L = 610 mm
8	9992298		1 O-RING 0.489" ID x 0.629" OD x 0.07"
9	84133868		1 CLAMP
10	87105673		1 ACCUMULATOR
11	9992298		1 O-RING 0.489" ID x 0.629" OD x 0.07"
12	87106501		1 KIT Charging Valve
13	86598101		1 O-RING 15.3mm ID X 2.2mm
			7230 8230 9230

35.322.BF

p1

10/201
3

MANIFOLD, CHARGE PRESSURE



MANIFOLD, CHARGE PRESSURE

REF FN	PART NUMBER	YR/SN	QTY DESCRIPTION
1	87624695		1 MANIFOLD
2	86579684		1 HYD CONNECTOR 1 11/16"-12 ORFS x M33 x 2 ORB Incl Ref 8 & 9
3	84320565		1 COUPLING M14 x 1.5 Incl Ref 10
4	86502604		1 DUST CAP
5	86598045		1 PLUG Hex Soc, M16 x 1.5, ORB Incl Ref 14
6	86579676		2 HYD CONNECTOR 13/16"-16 ORFS x M18 x 1.5 ORB Incl Ref 11 & 12
7	86579680		1 HYD CONNECTOR 1"-14 ORFS x M22 x 1.5 ORB Incl Ref 13 & 15
8	9824051		1 O-RING 1.176" ID x 1.316" OD x 0.07"
9	86598104		1 O-RING 29.6mm ID x 2.9mm Width
10	86598099		1 O-RING 11.30mm ID x 2.20mm
11	9992298		2 O-RING 0.489" ID x 0.629" OD x 0.07"
12	86598101		2 O-RING 15.3mm ID X 2.2mm
13	86598102		1 O-RING 19.30mm ID x 2.20mm
14	86598100		1 O-RING 13.30mm ID x 2.20mm
15	9992069		1 O-RING 0.614" ID x 0.754" OD x 0.07"
			7230 8230 9230

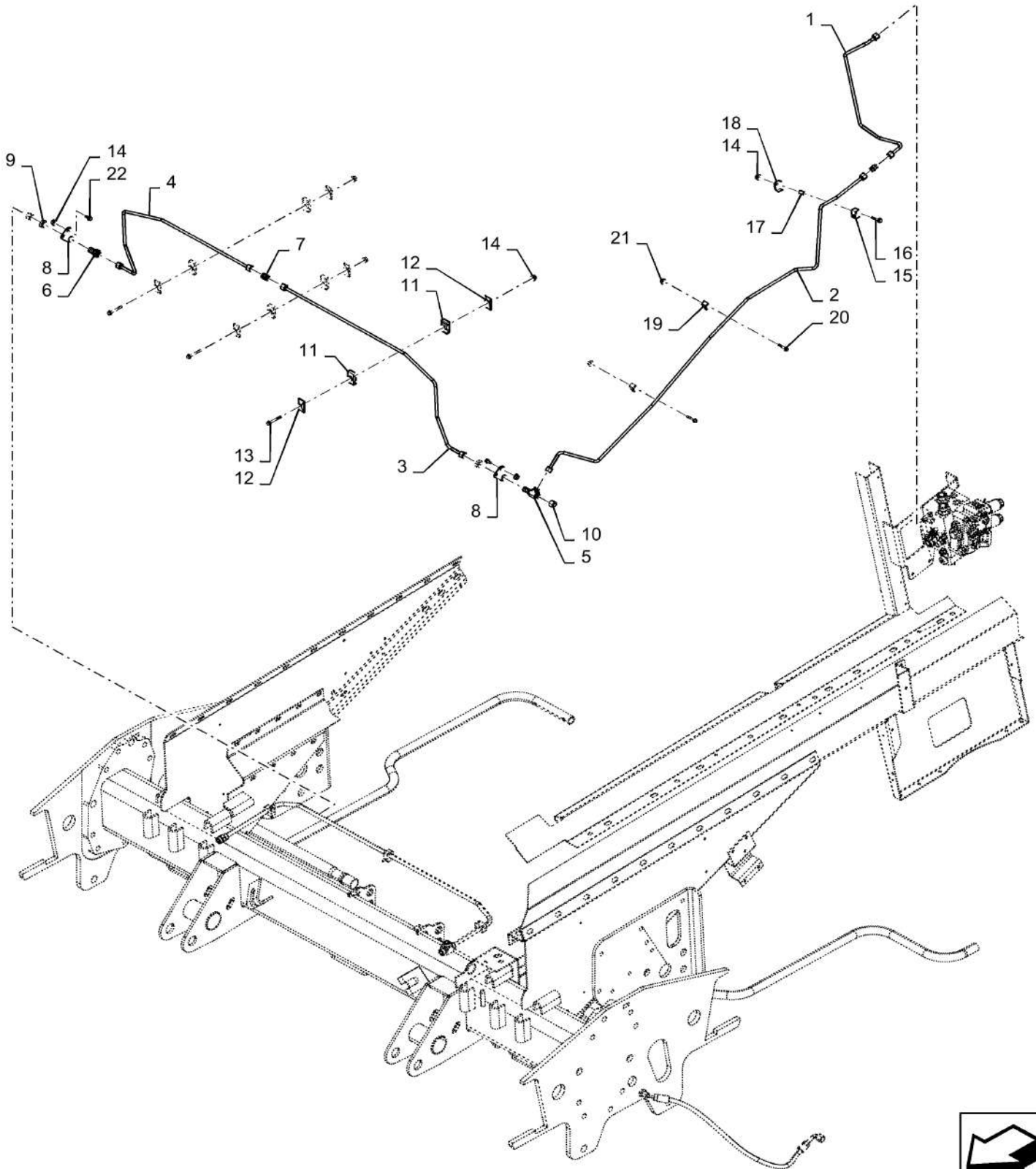
35.353.AE

01

p1

10/201
3

HYDRAULIC SYSTEM, TRACK ASSY, MAIN FRAME



35.353.AE

01

p1

10/201
3**HYDRAULIC SYSTEM, TRACK ASSY, MAIN FRAME**

REF FN	PART NUMBER	YR/SN	QTY DESCRIPTION
1	84398805		1 HYD. TUBE Track Pressure LH 1
2	84423563		1 HYD. TUBE Track Pressure LH 2
3	84421340		1 HYD. TUBE Track Pressure LF
4	84421342		1 HYD. TUBE Track Pressure RF
5	84177560		1 TEE Bulkhead ORFS 10mm
6	86978770		1 UNION 11/16"-6 ORFS, Blkd
7	84431546		2 UNION 11/16"-16 ORFS
8	84422482		2 SUPPORT Tube Mounting
9	87010704		2 BHD LOCK NUT 11/16"-16, Blkhd
10	9625546		2 CAP 11/16"-16 ORFS Remove For Installation, On Service Tube For Cleanliness
11	87000159		3 CLAMP 15.87mm X 9.52mm
12	72180326		6 PLATE Tube Clamping
13	87670761		3 BOLT Flange, M8 X 60mm 10.9
14	86507066		8 FLANGE NUT M8 x 1.25, Flg, CI 10
15	84172494		1 CLAMP Tube, Single
16	87698834		1 BOLT Flange, M8 X 40mm 10.9
17	84172484		1 SPACER Tube Clamp
18	84172253		1 CLAMP Plate, Tube Clamp
19	236558A1		2 CLAMP Tube, Single
20	87698832		2 BOLT Flange, M6 X 35mm
21	86050300		2 FLANGE NUT M6 x 1, Flg, CI10
22	87656137		4 BOLT Hvy Hex, M8 x 20mm, CI 10.9
			7230 8230 9230

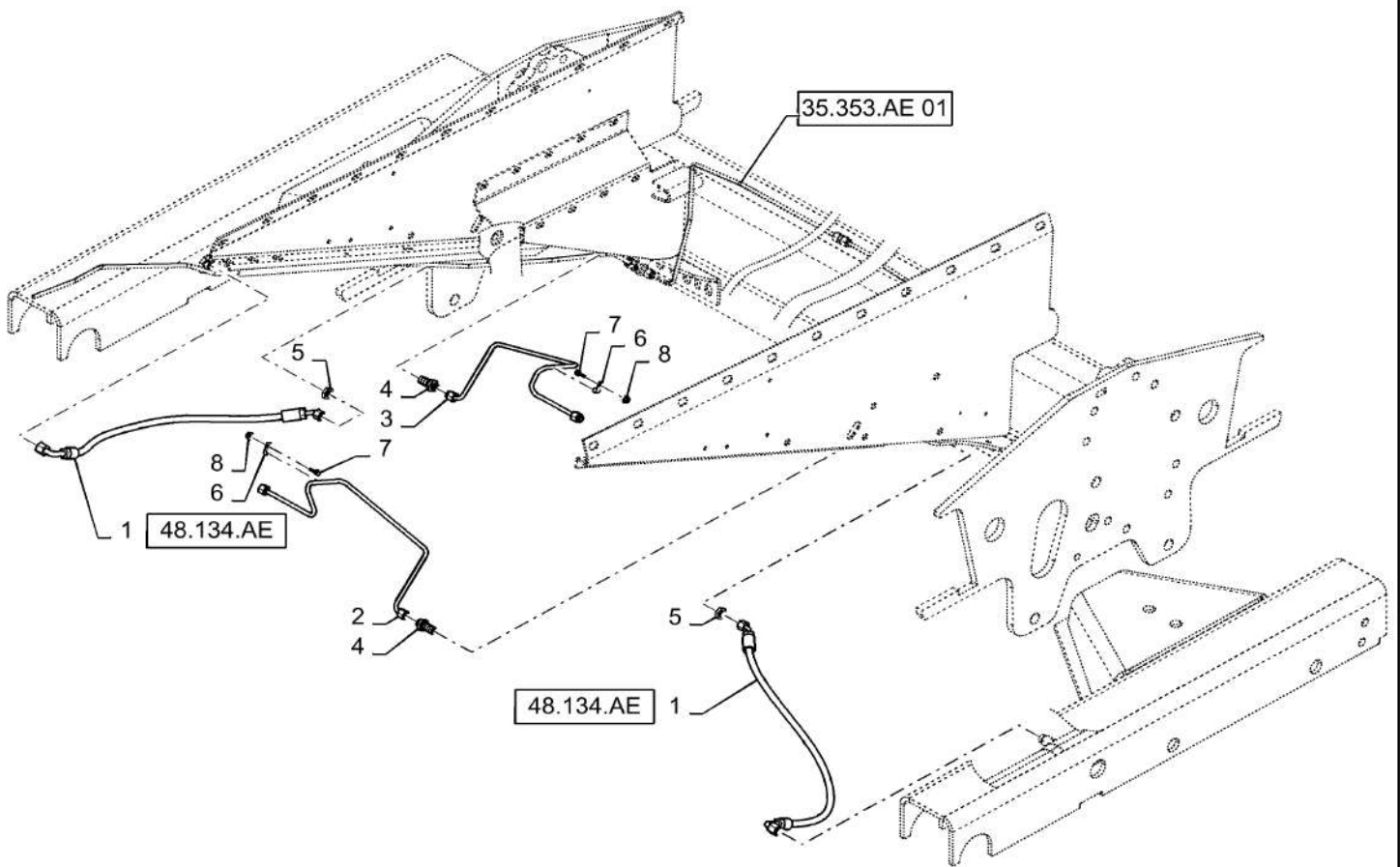
35.353.AE

02

p1

10/201
3

HYDRAULIC LINE, TRACK ASSY, WIDE



35.353.AE

02

p1

10/201
3**HYDRAULIC LINE, TRACK ASSY, WIDE**

REF FN	PART NUMBER	YR/SN	QTY DESCRIPTION
1	84149652		2 HOSE ASSY. Hydraulic Track Pressure
2	84423565		1 HYD. TUBE Track Tensioner, RH
3	84423567		1 HYD. TUBE Track Tensioner, LH
4	86978770		2 UNION 11/16"-6 ORFS, Blkd
5	87010704		2 BHD LOCK NUT 11/16"-16, Blkhd
6	86050346		2 CLAMP 3/8", Insul, 1/4" Bolt
7	87675531		2 BOLT Flange, M6 X 20 Full Thread 10.9
8	86050300		2 FLANGE NUT M6 x 1, Flg, Cl10

7230 8230 9230

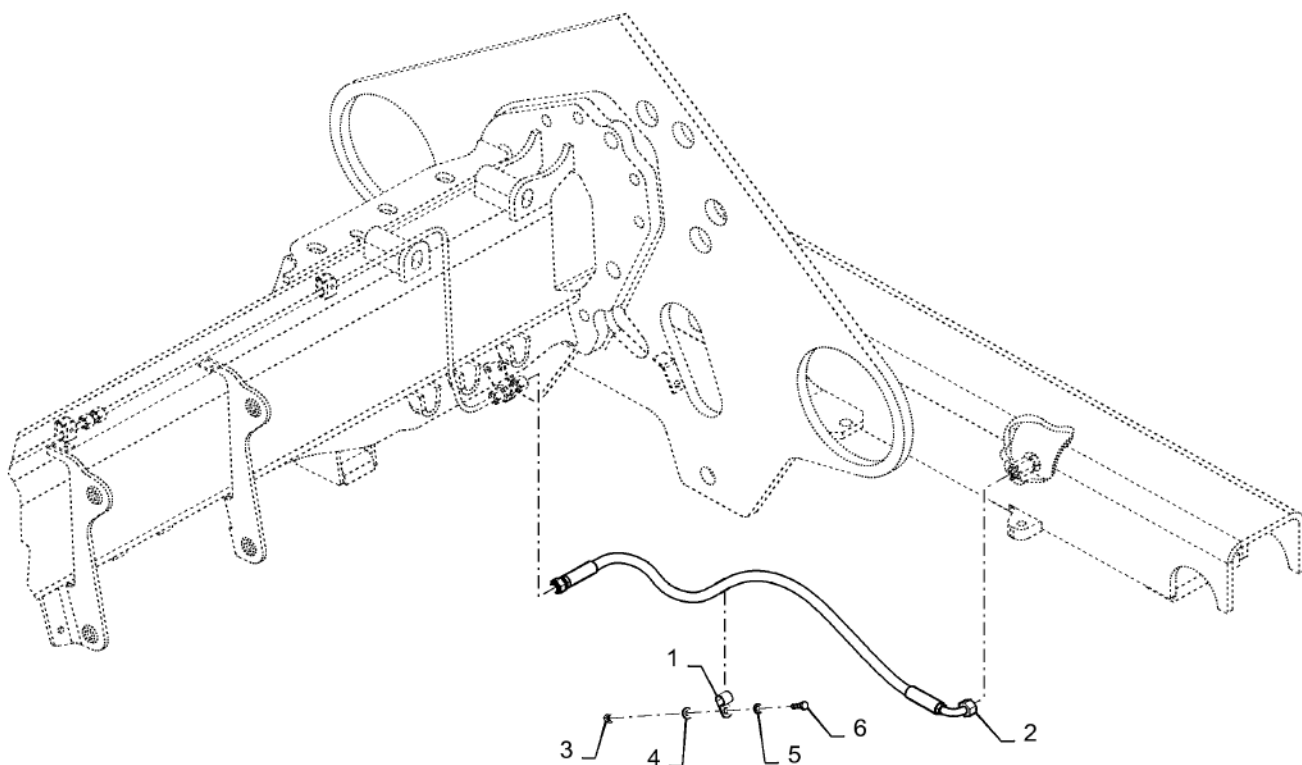
35.353.AE

03

p1

10/201
3

HYDRAULIC LINE, TRACK ASSY, EU, 24IN



35.353.AE

03

p1

10/201
3**HYDRAULIC LINE, TRACK ASSY, EU, 24IN**

REF FN	PART NUMBER	YR/SN	QTY DESCRIPTION
1	87010656		2 CLAMP 11/16", Insul, 3/8" Bolt
2	84420599		2 HYDRAULIC HOSE Supply To Tensioner
3	9706690		2 NUT Hex, M8, 1.25mm Pitch, 6.80mm High, Cl 8, ZND
4	322358		2 BELLEVILLE WASHER M8
5	86624184		2 WASHER Flat, 9.00mm ID x 16.00mm OD x 1.60mm, CST, ZND
6	43127		2 BOLT Hex, M8 x 1.25 x 25mm, Cl 8.8, Full Thd
			7230 8230 9230

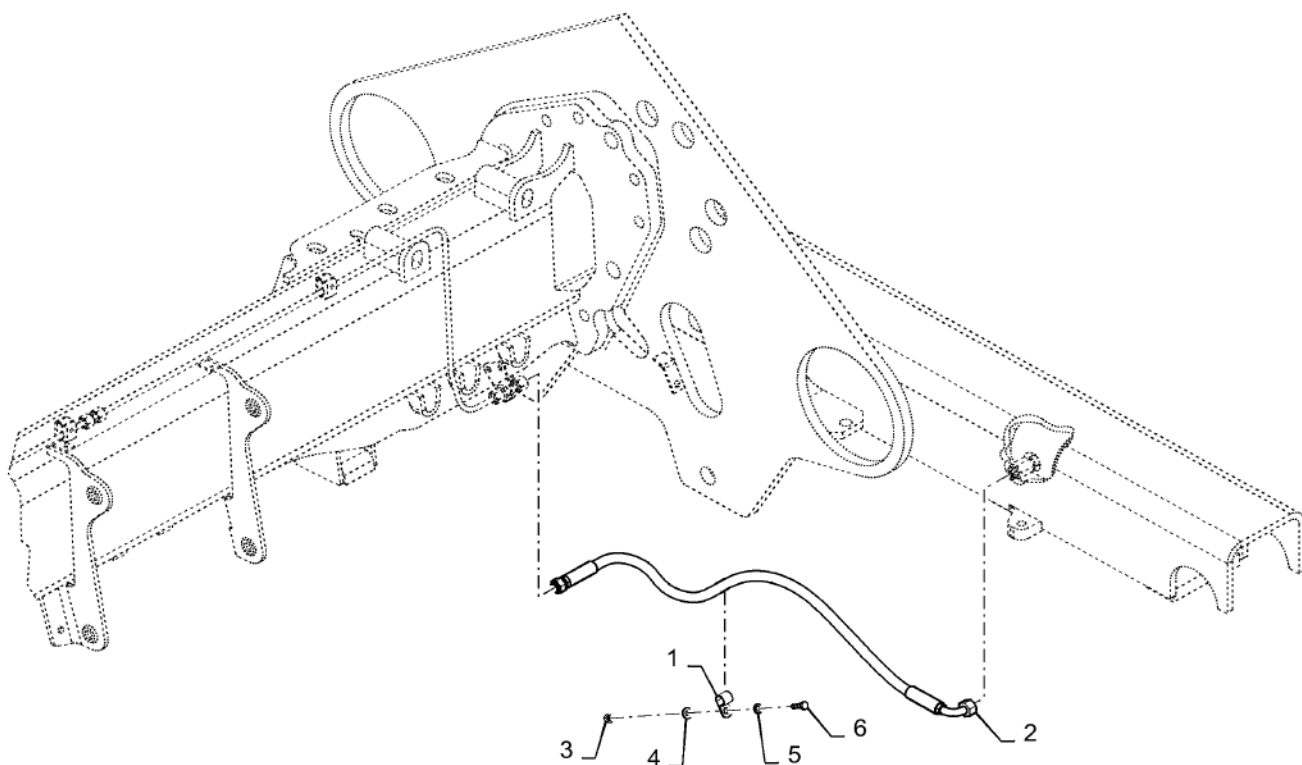
35.353.AE

04

p1

10/201
3

HYDRAULIC LINE, TRACK ASSY, EU 30IN



35.353.AE

04

p1

10/201
3**HYDRAULIC LINE, TRACK ASSY, EU 30IN**

REF FN	PART NUMBER	YR/SN	QTY DESCRIPTION
1	87010656		2 CLAMP 11/16", Insul, 3/8" Bolt
2	84420598		2 HYDRAULIC HOSE Supply To Tensioner
3	9706690		2 NUT Hex, M8, 1.25mm Pitch, 6.80mm High, Cl 8, ZND
4	322358		2 BELLEVILLE WASHER M8
5	86624184		2 WASHER Flat, 9.00mm ID x 16.00mm OD x 1.60mm, CST, ZND
6	43127		2 BOLT Hex, M8 x 1.25 x 25mm, Cl 8.8, Full Thd

7230 8230 9230

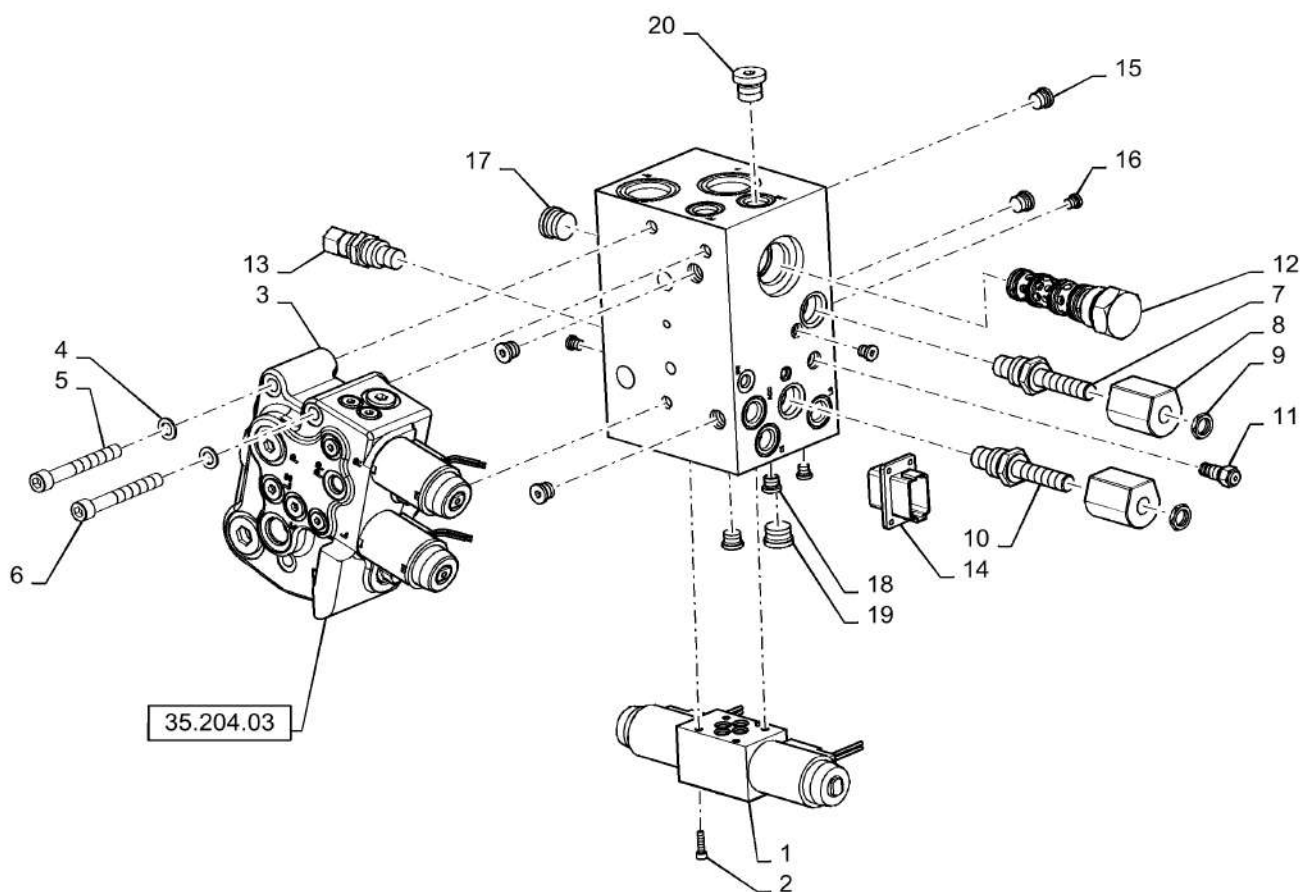
35.359.AB

01

p1

10/201
3

HYDRAULIC MAIN VALVE BREAKDOWN



HYDRAULIC MAIN VALVE BREAKDOWN

REF FN	PART NUMBER	YR/SN	QTY DESCRIPTION
1	87434014		1 CONTROL VALVE 3 Position 4 Way (No Service Parts, Comes Complete)
2	280160		4 HEX SOC SCREW Hex Soc Hd, #10-32 x 3/4"
3	87648197		1 CONTROL VALVE Feeder Lift
	87648197R		1 REMAN-HYD VALVE 7230, 8230 both TIER 4 COMMON CAB (1/13-)
	87648197C		CORE-VALVE HYD Return Number
4	86625251		3 WASHER M10 x 18 x 1.6
5	864-10080		2 HEX SOC SCREW M10 x 80mm, CI 8.8
6	864-10100		1 HEX SOC SCREW M10 x 100mm, CI 8.8
7	191121A1		1 VALVE 2 Way Normally Closed
8	86995302		2 SOLENOID 12V
9	195683A1		2 JAM NUT 1/2"-20, Thin
10	87281256		1 CHECK VALVE 2 Way, 2 Position W Orifice
11	190704A1		1 VALVE, CHECK
12	87678444		1 VALVE Priority Flow Control
13	87434000		1 PRESSURE RELIEF VALVE
14	323464A1		1 CONNECTOR, ELEC
15	87035062		6 PLUG Hex Soc, 1/2"-20 ORB
16	86632547		10 PLUG Hex Soc, 5/16"-24 ORB
17	86625138		1 PLUG Hex Soc, 7/8"-14 ORB
18	87434016		1 PLUG Orificed W Screen
19	86590562		1 PLUG Hex Soc, 3/4"-16 ORB
20	87434017		1 PLUG Orificed .030
			7230 8230 9230

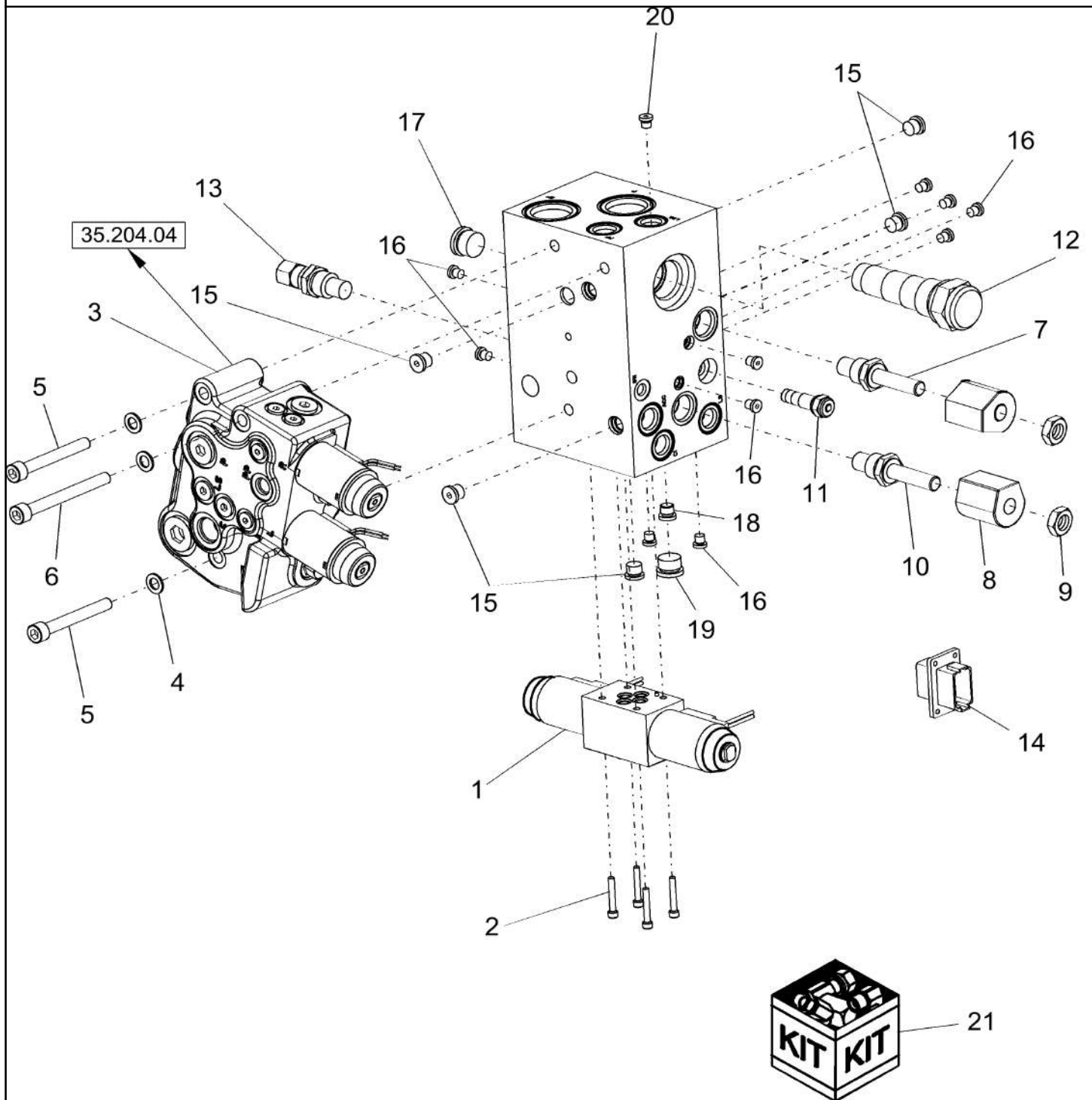
35.359.AB

02

p1

10/201
3

VALVE, FEEDER LIFT



35.359.AB

02

p1

10/201
3**VALVE, FEEDER LIFT**

REF FN	PART NUMBER	YR/SN	QTY DESCRIPTION
1	87434014		1 CONTROL VALVE Three Position, Four Way
2	280160		4 HEX SOC SCREW Hex Soc Hd, #10-32 x 3/4" #10-32 x 3/4
3	87434009		1 CONTROL VALVE Feeder Lift
	87648197R		1 REMAN-HYD VALVE 7230, 8230 BOTH - TIER 4 COMMON CAB (1/13-),Reman for new PN 87434009
	87648197C		CORE-VALVE HYD Return Number
4	895-18010		3 WASHER M10 x 18 x 1.6
5	864-10080		2 HEX SOC SCREW M10 x 80mm, CI 8.8
6	864-10100		1 HEX SOC SCREW M10 x 100mm, CI 8.8
7	191121A1		1 VALVE Two Way, Normally Closed (Signal, or Jammer)
8	86995302		2 SOLENOID Coil, 12 Volt
9	195683A1		2 JAM NUT 1/2"-20, Thin
10	87281256		1 CHECK VALVE Two Way, Two Position With Orifice
11	190704A1		1 VALVE, CHECK
11A	190707A1		1 SEAL KIT Repair Ref 11
12	87678444		1 VALVE Priority; See Also Ref 21
13	87434000		1 PRESSURE RELIEF VALVE
14	323464A1		1 CONNECTOR, ELEC
15	87035062		5 PLUG Hex Soc, 1/2"-20 ORB
16	86632547		10 PLUG Hex Soc, 5/16"-24 ORB
17	86625138		1 PLUG Hex Soc, 7/8"-14 ORB
18	87434016		1 PLUG Orificed With Screen
19	71100209		1 PLUG Hex Soc, 3/4"-16 ORB
20	87434017		1 PLUG Orificed, .030
21	87434015		1 SEAL KIT Services Ref 12

7230 8230 9230

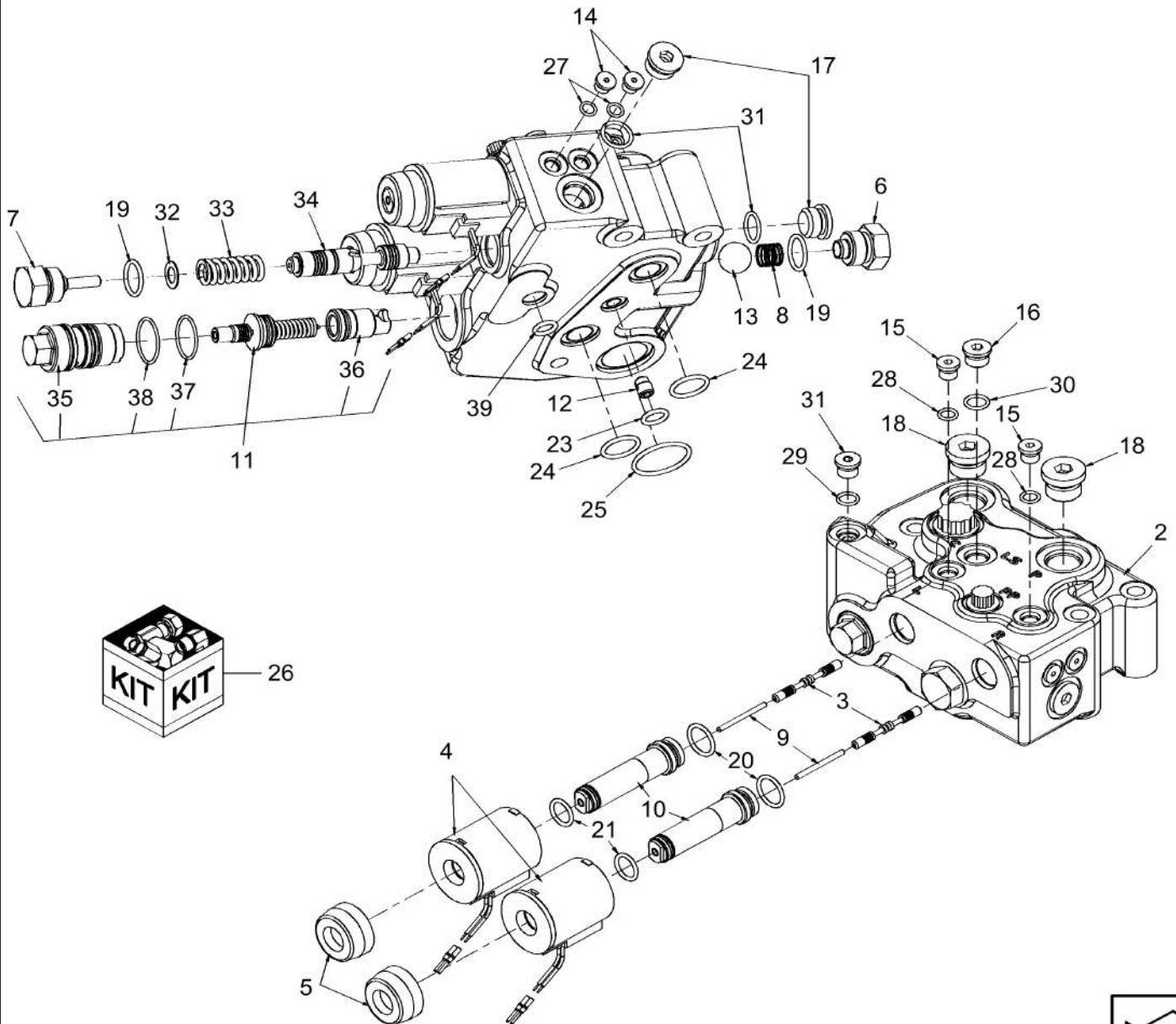
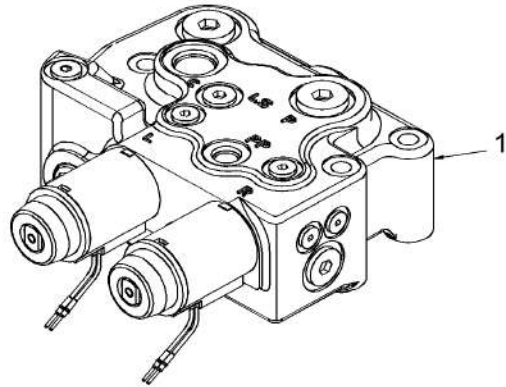
35.359.AB

03

p1

10/201
3

VALVE, FEEDER/HEADER LIFT CONTROL



35.359.AB

03

p1

10/201
3**VALVE, FEEDER/HEADER LIFT CONTROL**

REF FN	PART NUMBER	YR/SN	QTY DESCRIPTION
1	87648197		1 CONTROL VALVE
2	NSS		1 NOT SERVICED SEPARATELY Body
3	188104A1		2 SPOOL
4	188105A1		2 SOLENOID
5	188106A1		2 NUT
6	188107A1		1 PLUG
7	188110A1		1 PLUG
8	188114A1		1 SPRING
9	188116A1		2 PIN
10	188117A1		2 TUBE 72.25 mm Length Feeder/Header Lift Control Valve
11	87643252		1 KIT Meter Out
12	373758A1		1 VALVE
13	511-10200		1 BALL 20mm Dia
14	86529630		2 PLUG Hex Soc, 3/8"-24 ORB
15	278548		2 PLUG Hex Soc, 7/16"-20 ORB
16	9625178		1 PLUG Hex Soc, 9/16"-18 ORB
17	86590562		2 PLUG Hex Soc, 3/4"-16 ORB
18	86598047		2 PLUG Hex Soc, M22 x 1.5, ORB
19	237-6010		1 O-RING 0.239" ID x 0.379" OD x 0.07"
20	238-5017		2 O-RING 0.676" ID x 0.816" OD x 0.07"
21	238-5114		2 O-RING -114, 70 Duro, .612" ID x .103" Thk
22	238-6111		1 O-RING -111, 90 Duro, .424" ID x .103" Thk
23	238-6112		1 O-RING -112, 90 Duro, .487" ID x .103" Thk
24	238-6117		1 O-RING -117, 90 Duro, .799" ID x .103" Thk
25	238-6125		1 O-RING -125, 90 Duro, 1.237" ID x .103" Thk
26	243253A1		1 SEAL KIT
27	NSS		2 NOT SERVICED SEPARATELY
28	NSS		2 NOT SERVICED SEPARATELY
			7230 8230 9230

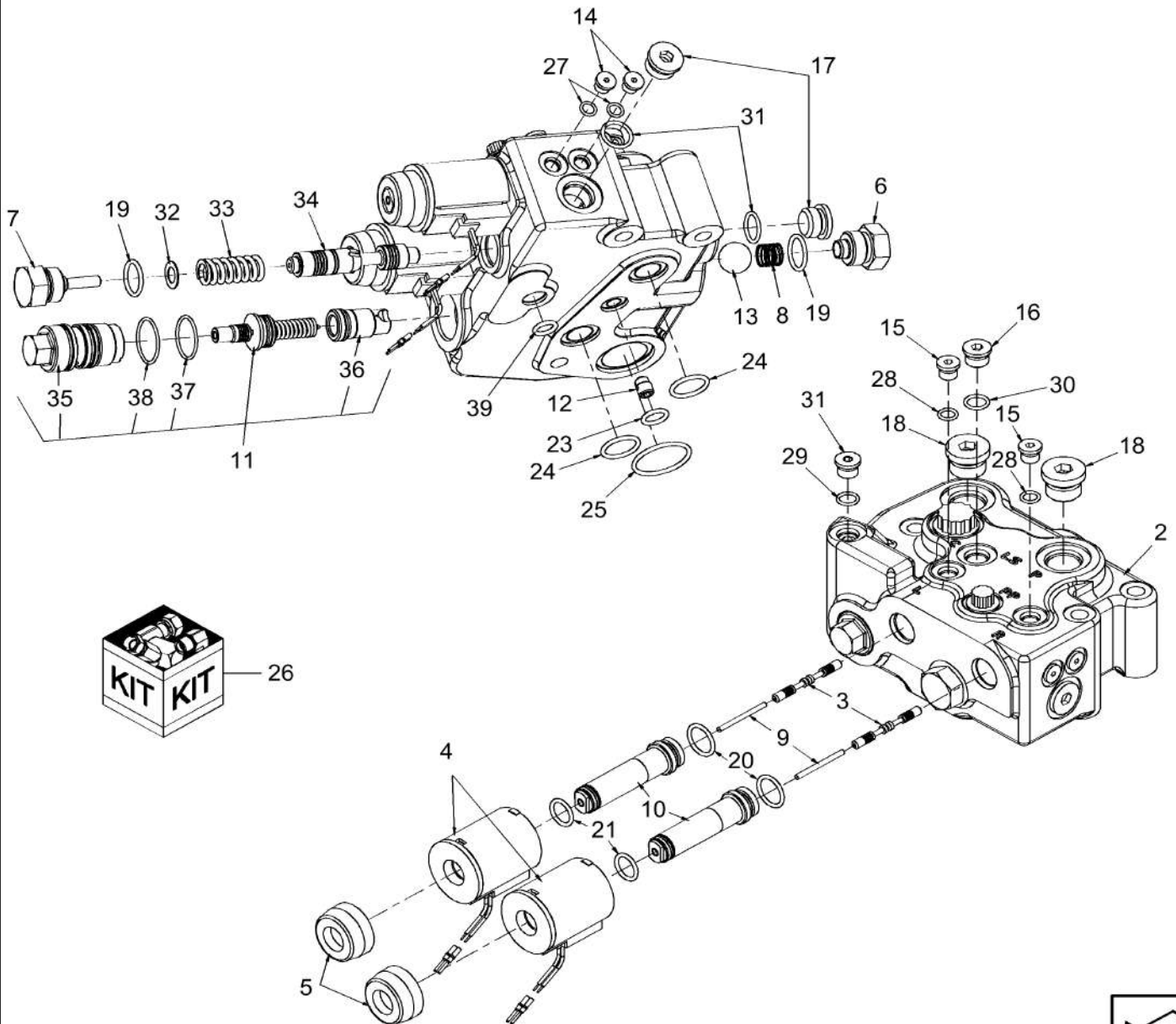
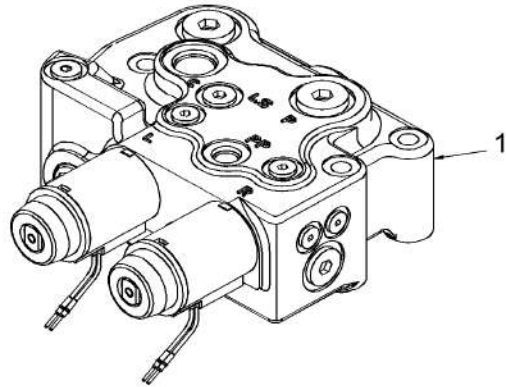
35.359.AB

03

p2

10/201
3

VALVE, FEEDER/HEADER LIFT CONTROL



VALVE, FEEDER/HEADER LIFT CONTROL

REF FN	PART NUMBER	YR/SN	QTY DESCRIPTION
29	NSS		1 NOT SERVICED SEPARATELY
30	NSS		1 NOT SERVICED SEPARATELY
31	NSS		1 NOT SERVICED SEPARATELY
32	NSS		1 NOT SERVICED SEPARATELY
33	NSS		1 NOT SERVICED SEPARATELY
34	NSS		1 NOT SERVICED SEPARATELY
35	NSS		1 NOT SERVICED SEPARATELY
36	NSS		1 NOT SERVICED SEPARATELY
37	NSS		1 NOT SERVICED SEPARATELY
38	NSS		1 NOT SERVICED SEPARATELY
39	NSS		1 NOT SERVICED SEPARATELY
			7230 8230 9230

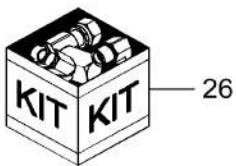
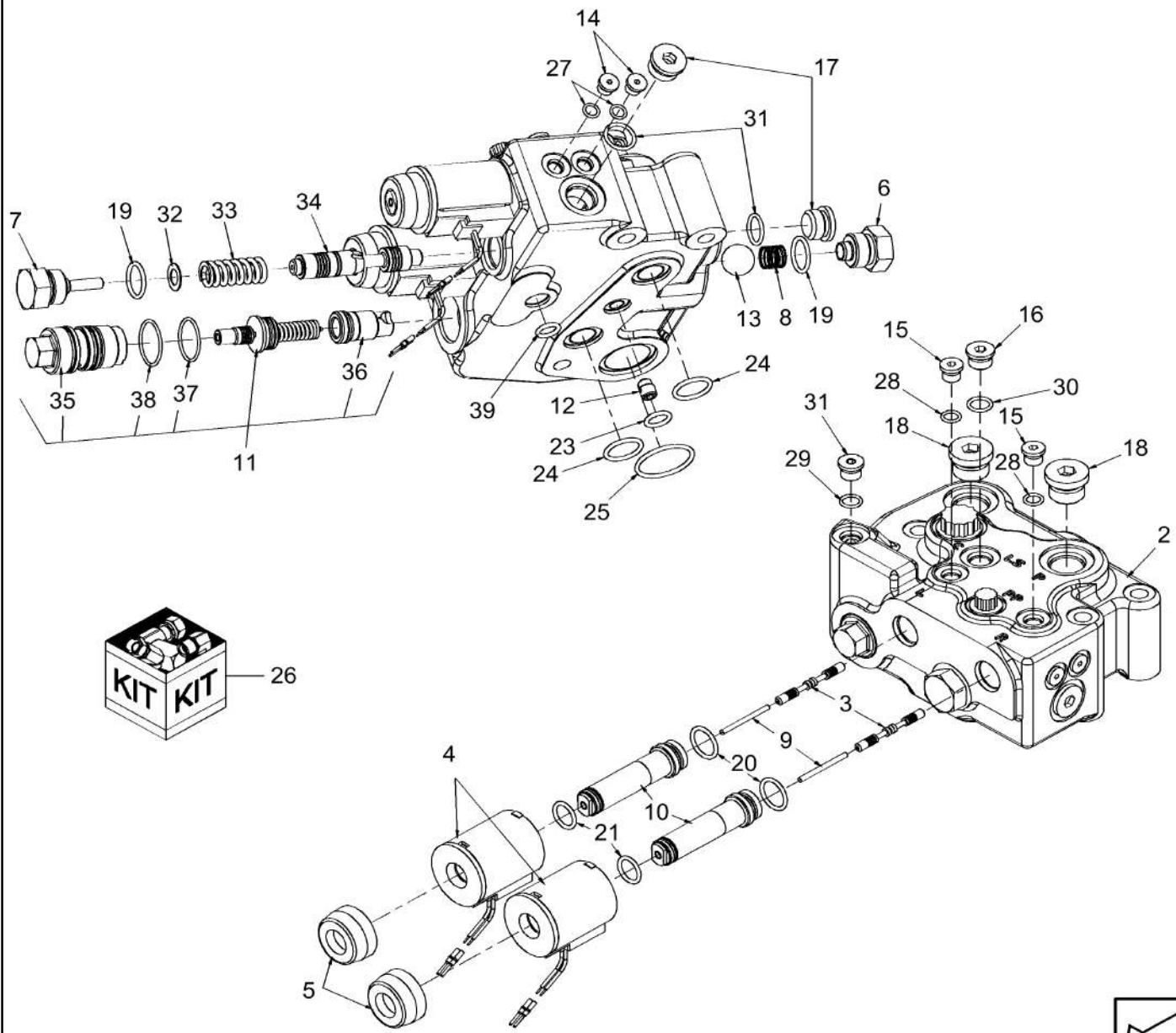
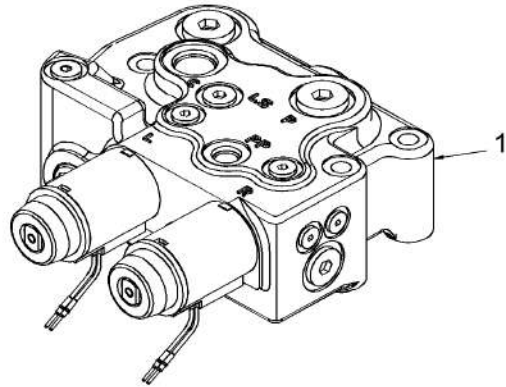
35.359.AB

04

p1

10/201
3

VALVE, FEEDER/HEADER LIFT CONTROL



35.359.AB

04

p1

10/201
3**VALVE, FEEDER/HEADER LIFT CONTROL**

REF FN	PART NUMBER	YR/SN	QTY DESCRIPTION
1	87648197		1 CONTROL VALVE
	87648197R		1 REMAN-HYD VALVE 7230, 8230 both TIER 4 COMMON CAB (1/13-)
	87648197C		CORE-VALVE HYD Return Number
2	NSS		1 NOT SERVICED SEPARATELY Body
3	188104A1		2 SPOOL
4	188105A1		2 SOLENOID
5	188106A1		2 NUT
6	188107A1		1 PLUG
7	188110A1		1 PLUG
8	188114A1		1 SPRING
9	188116A1		2 PIN
10	188117A1		2 TUBE 72.25 mm Length Feeder/Header Lift Control Valve
11	87643252		1 KIT Meter Out
12	373758A1		1 VALVE
13	511-10200		1 BALL 20mm Dia
14	86529630		2 PLUG Hex Soc, 3/8"-24 ORB
15	278548		2 PLUG Hex Soc, 7/16"-20 ORB
16	9625178		1 PLUG Hex Soc, 9/16"-18 ORB
17	86590562		2 PLUG Hex Soc, 3/4"-16 ORB
18	86598047		2 PLUG Hex Soc, M22 x 1.5, ORB
19	237-6010		1 O-RING 0.239" ID x 0.379" OD x 0.07"
20	238-5017		2 O-RING 0.676" ID x 0.816" OD x 0.07"
21	238-5114		2 O-RING -114, 70 Duro, .612" ID x .103" Thk
22	238-6111		1 O-RING -111, 90 Duro, .424" ID x .103" Thk
23	238-6112		1 O-RING -112, 90 Duro, .487" ID x .103" Thk
24	238-6117		1 O-RING -117, 90 Duro, .799" ID x .103" Thk
25	238-6125		1 O-RING -125, 90 Duro, 1.237" ID x .103" Thk
			7230 8230 9230

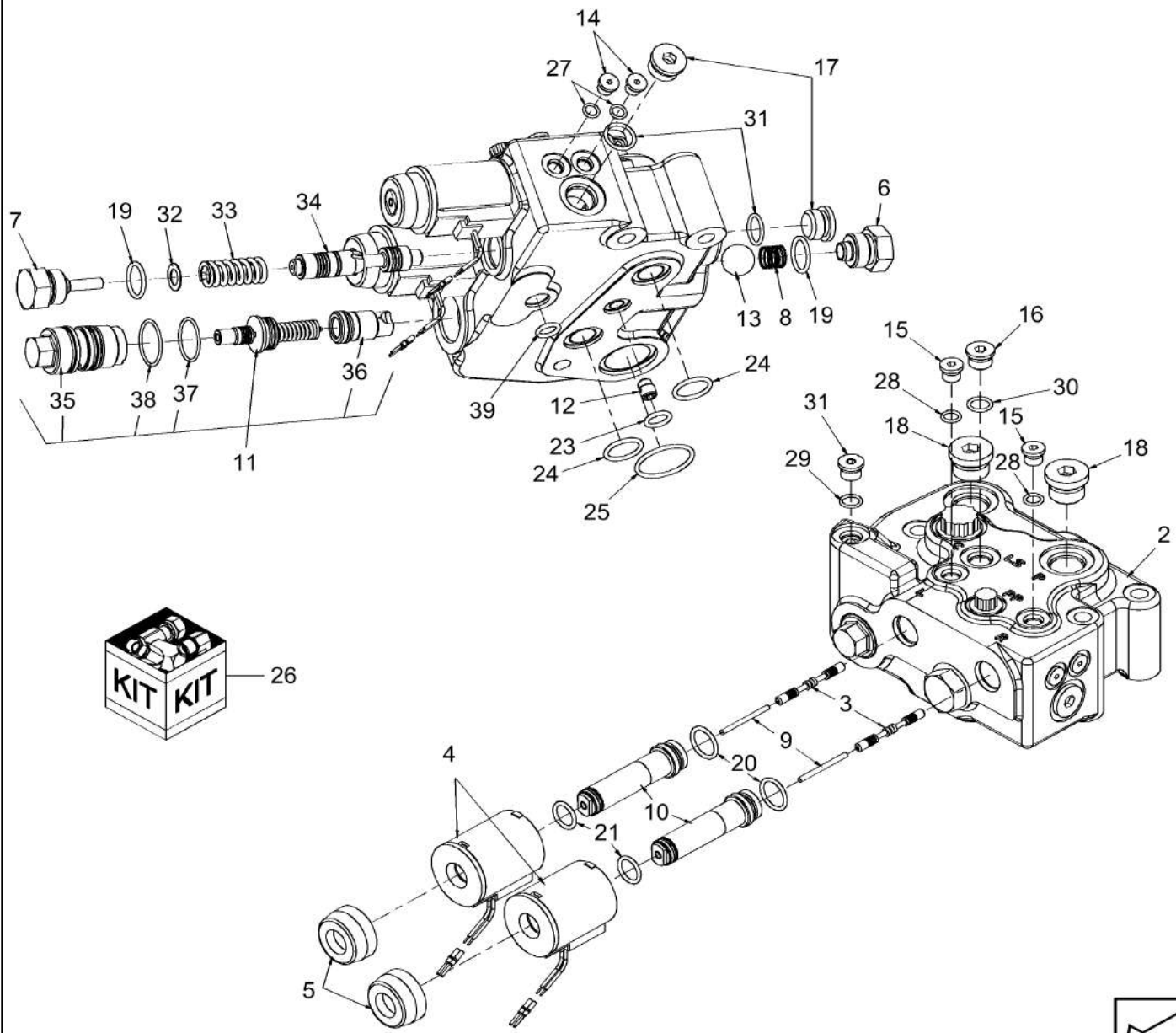
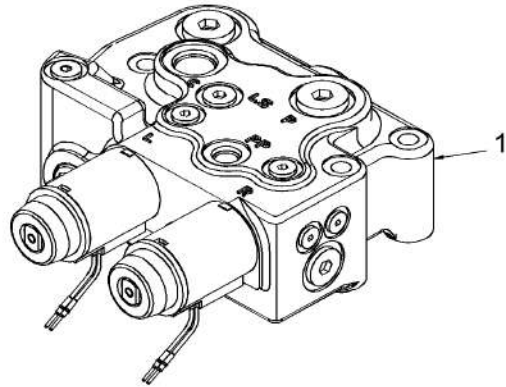
35.359.AB

04

p2

10/201
3

VALVE, FEEDER/HEADER LIFT CONTROL



VALVE, FEEDER/HEADER LIFT CONTROL

REF FN	PART NUMBER	YR/SN	QTY DESCRIPTION
26	243253A1		1 SEAL KIT
27	NSS		2 NOT SERVICED SEPARATELY
28	NSS		2 NOT SERVICED SEPARATELY
29	NSS		1 NOT SERVICED SEPARATELY
30	NSS		1 NOT SERVICED SEPARATELY
31	NSS		1 NOT SERVICED SEPARATELY
32	NSS		1 NOT SERVICED SEPARATELY
33	NSS		1 NOT SERVICED SEPARATELY
34	NSS		1 NOT SERVICED SEPARATELY
35	NSS		1 NOT SERVICED SEPARATELY
36	NSS		1 NOT SERVICED SEPARATELY
37	NSS		1 NOT SERVICED SEPARATELY
38	NSS		1 NOT SERVICED SEPARATELY
39	NSS		1 NOT SERVICED SEPARATELY

7230 8230 9230

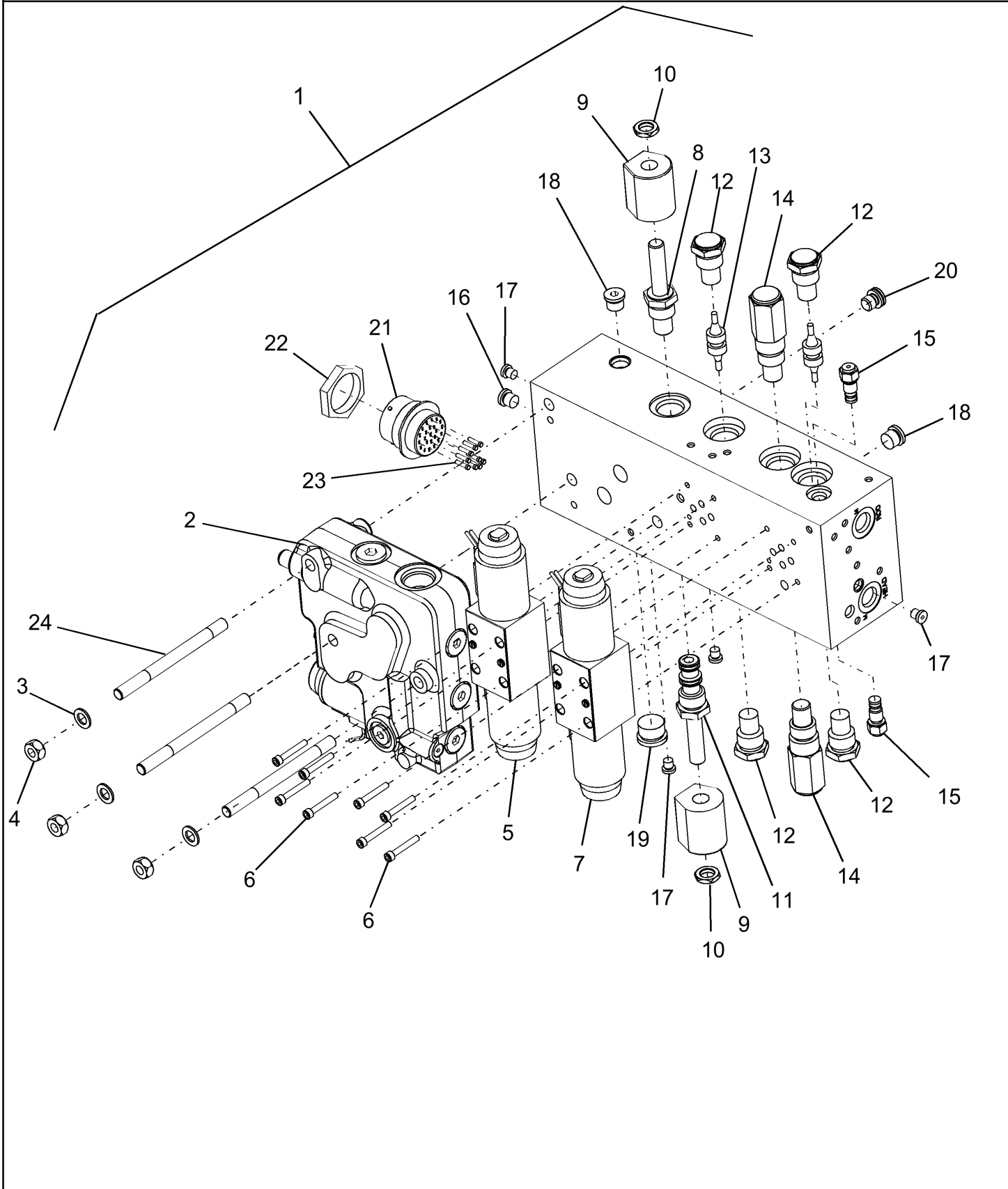
35.359.AB

05

p1

10/201
3

VALVE, FEEDER STACK W/ LATERAL TILT



VALVE, FEEDER STACK W/ LATERAL TILT

REF FN	PART NUMBER	YR/SN	QTY DESCRIPTION
1	87109742		1 HYDRAULIC VALVE
2	87281778		1 VALVE Reel Drive
3	895-18010		3 WASHER M10 x 18 x 1.6
4	829-1410		3 NUT M10, CI 10
5	87434014		1 CONTROL VALVE Three Position, Four Way
6	61-31020		8 HEX SOC SCREW Hex Soc Hd, #10-24 x 1 1/4"
7	86995306		1 VALVE Three Position, Four Way
8	87436627		1 VALVE
9	86995302		2 SOLENOID Coil
10	195683A1		2 JAM NUT 1/2"-20, Thin
11	190711A1		1 VALVE
12	87433998		4 CHECK VALVE
13	149940C1		2 PISTON
14	190986A1		2 PRESSURE RELIEF VALVE
15	190704A1		2 VALVE, CHECK
15A	190707A1		2 SEAL KIT Repair Ref 15
16	278548		1 PLUG Hex Soc, 7/16"-20 ORB
17	86632547		4 PLUG Hex Soc, 5/16"-24 ORB
18	9625178		2 PLUG Hex Soc, 9/16"-18 ORB
19	86625138		1 PLUG Hex Soc, 7/8"-14 ORB
20	221573A1		1 PLUG Hex Soc, M12 x 1.5, ORB
21	319151A1		1 CONNECTOR, ELEC CONNECTOR
22	86619907		1 NUT 1.6875"-18
23	453133C1		9 PLUG
24	190716A1		3 STUD
			7230 8230 9230

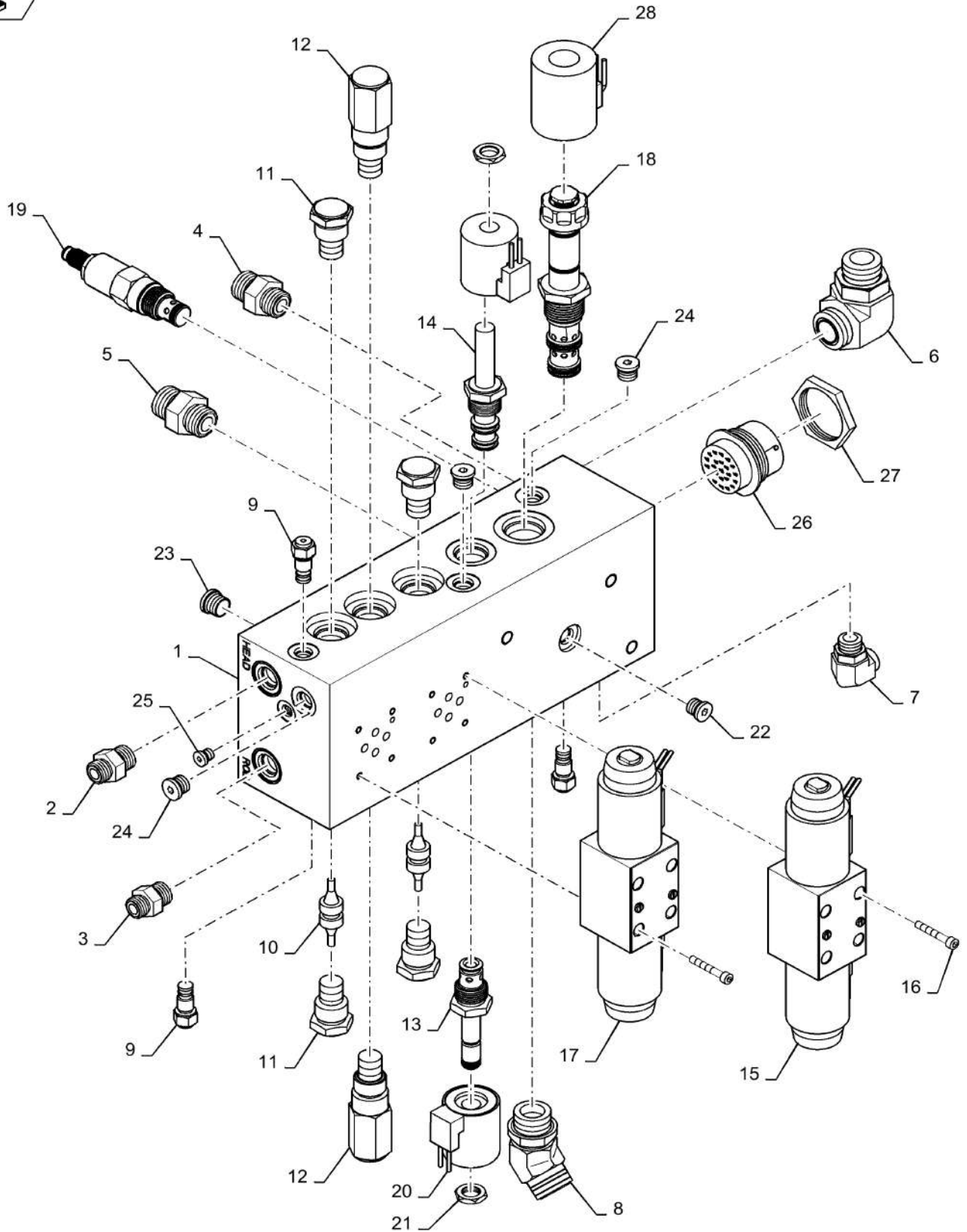
35.359.AB

06

p1

10/201
3

VALVE ASSEMBLY- LATERAL TILT FEEDER



35.359.AB

06

p1

10/201
3**VALVE ASSEMBLY- LATERAL TILT FEEDER**

REF FN	PART NUMBER	YR/SN	QTY DESCRIPTION
1	84300160		1 VALVE Complete Valve Without Fittings
2	86579672		3 HYD CONNECTOR 11/16"-16 ORFS x M16 x 1.5 ORB
3	86579675		2 HYD CONNECTOR 13/16"-16 ORFS x M16 x 1.5 ORB
4	86579678		1 HYD CONNECTOR 13/16"-16 ORFS x M22 x 1.5 ORB
5	86579680		1 HYD CONNECTOR 1"-14 ORFS x M22 x 1.5 ORB
6	87010650		1 ELBOW 90°, 1 7/16"-12 ORFS x M27 x 2 ORB
7	84431522		1 ELBOW 90°, 9/16"-18 ORFS x M12 x 1.5 ORB
8	86639055		1 ELBOW 45°, 1 3/16"-12 ORFS x M27 x 2 ORB
9	190704A1		3 VALVE, CHECK Check Valve, 30psi
10	149940C1		2 PISTON
11	87433998		4 CHECK VALVE
12	190986A1		2 PRESSURE RELIEF VALVE 3000 PSI
13	87436627		1 VALVE Reel Lower
14	190711A1		1 VALVE Reel Lift
15	87434014		1 CONTROL VALVE Reel Fore And Aft
16	281060		8 HEX SOC SCREW Hex Soc Hd, #10-24 x 1 1/4"
17	86995306		1 VALVE Lateral Tilt
18	87757015		1 VALVE Reel Drive
19	84303615		1 VALVE Relief, 2100 PSI
20	86995302		2 SOLENOID
21	195683A1		2 JAM NUT 1/2"-20, Thin
22	278548		1 PLUG Hex Soc, 7/16"-20 ORB
23	9625178		2 PLUG Hex Soc, 9/16"-18 ORB
24	87035062		4 PLUG Hex Soc, 1/2"-20 ORB
25	86632547		1 PLUG Hex Soc, 5/16"-24 ORB

7230 8230 9230

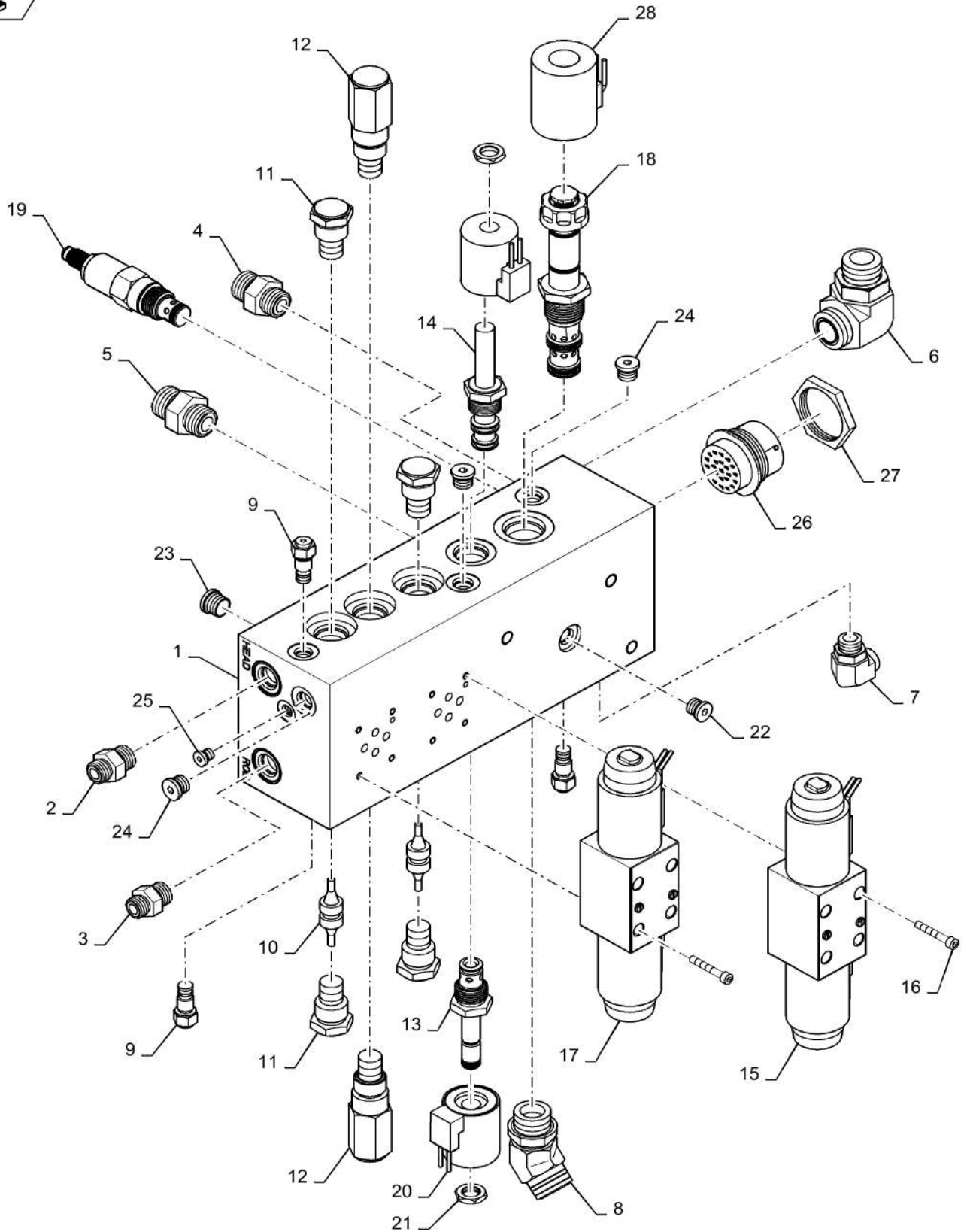
35.359.AB

06

p2

10/201
3

VALVE ASSEMBLY- LATERAL TILT FEEDER



35.359.AB

06

p2

10/201
3

VALVE ASSEMBLY- LATERAL TILT FEEDER

REF FN	PART NUMBER	YR/SN	QTY DESCRIPTION
26	319151A1		1 CONNECTOR, ELEC 23 Cavity Receptacle
27	86619907		1 NUT 1.6875"-18
28	84304075		1 COIL

7230 8230 9230

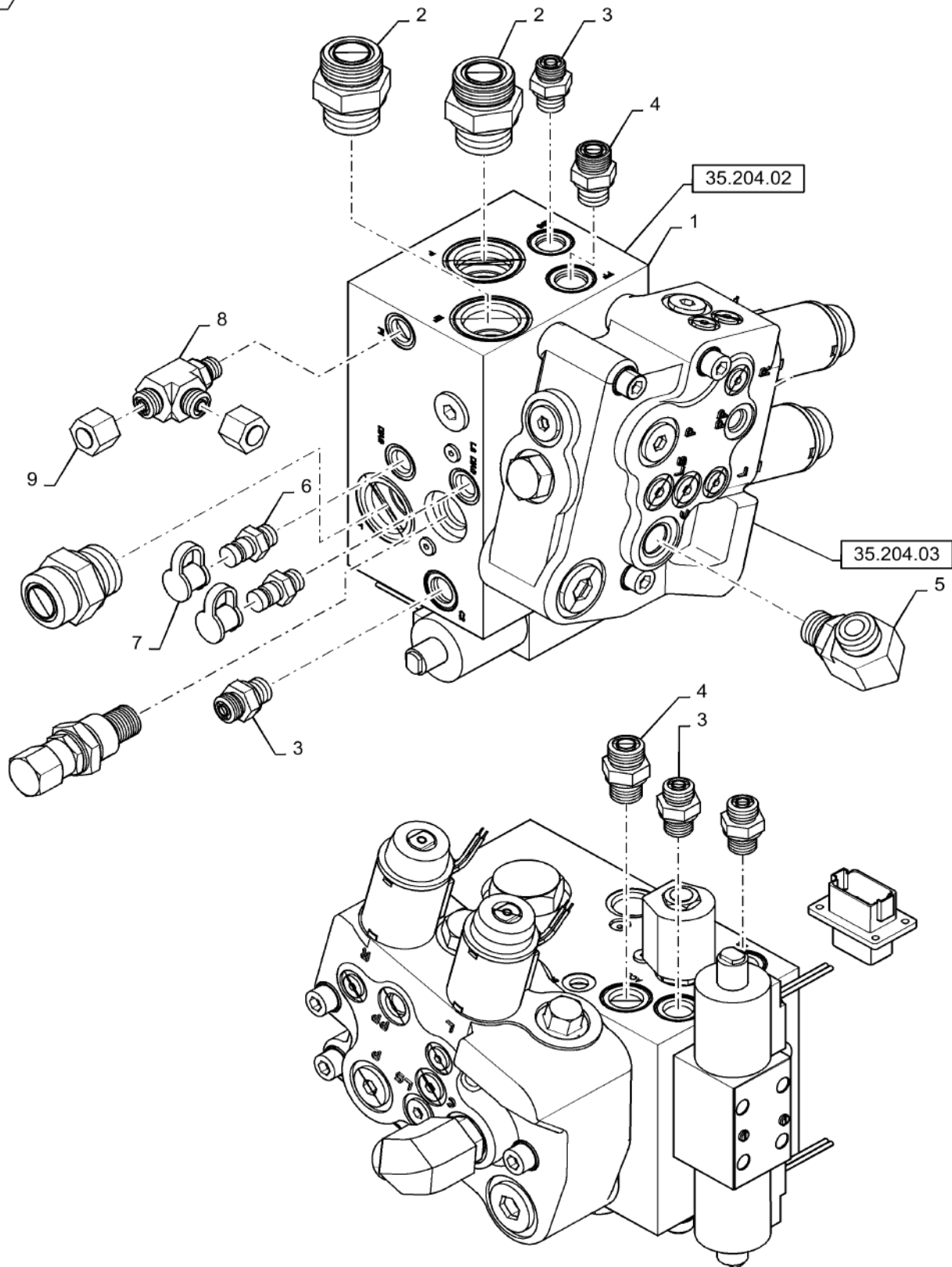
35.359.AB

07

p1

10/201
3

HYDRAULIC MAIN VALVE INSTALLATION



35.359.AB

07

p1

10/201
3**HYDRAULIC MAIN VALVE INSTALLATION**

REF FN	PART NUMBER	YR/SN	QTY DESCRIPTION
1	84347335		1 HYDRAULIC MANIFOLD Main Hydraulic Valve
2	86580179		3 HYD CONNECTOR 1-7/16-12 M33 X 2.0
3	86579672		4 HYD CONNECTOR 11/16"-16 ORFS x M16 x 1.5 ORB
4	86579676		2 HYD CONNECTOR 13/16"-16 ORFS x M18 x 1.5 ORB
5	86579694		1 ELBOW 90°, 1"-14 ORFS x M22 x 1.5 ORB
6	84320565		2 COUPLING M14 x 1.5
7	86502604		2 DUST CAP
8	700-456		1 TEE 9/16"-18 ORFS x M14 x 1.5 ORB Run
9	9625546		2 CAP 11/16"-16 ORFS

7230 8230 9230

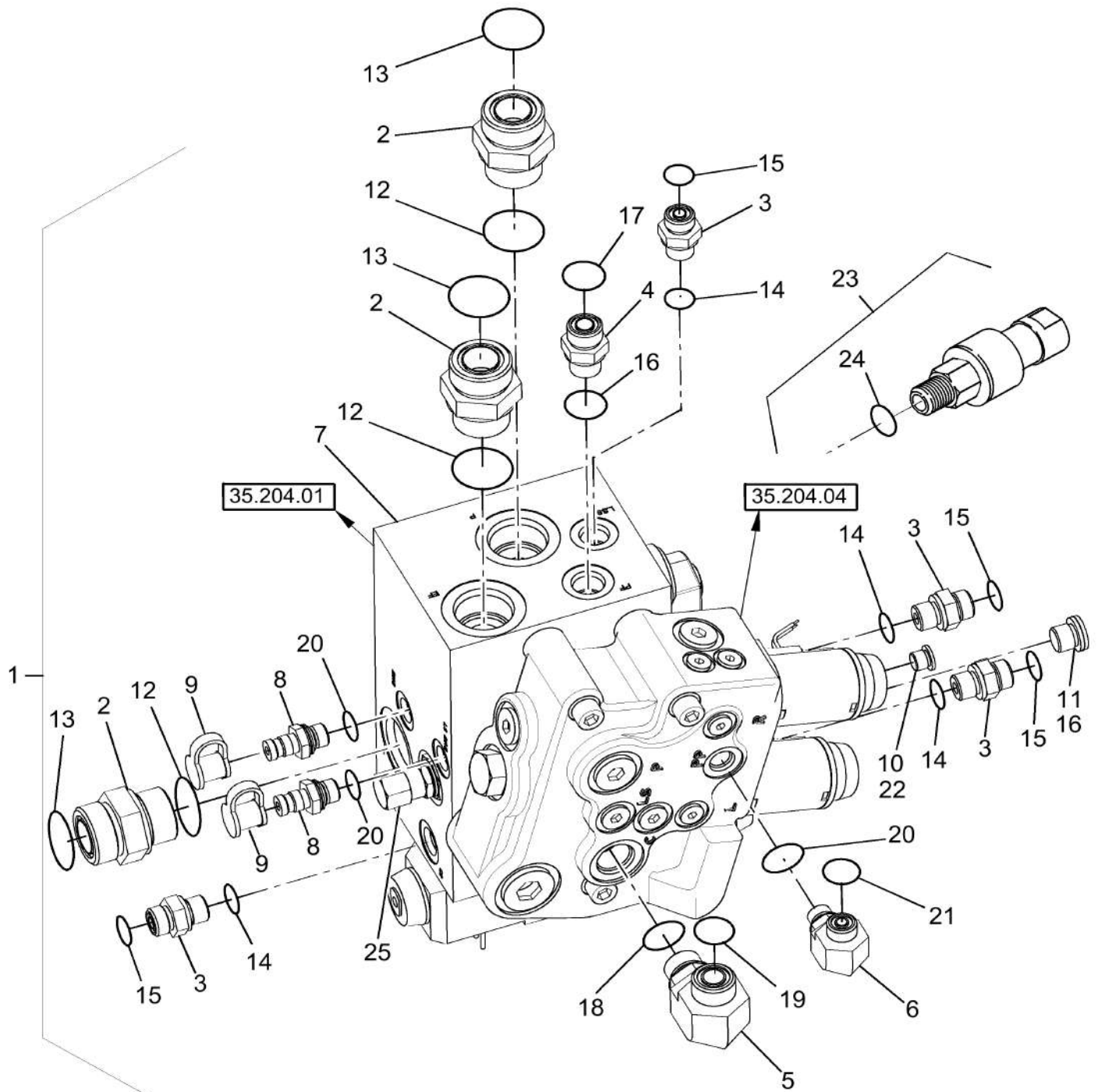
35.359.AB

08

p1

10/201
3

VALVE, HYDRAULIC - MAIN STACK



35.359.AB

08

p1

10/201
3**VALVE, HYDRAULIC - MAIN STACK**

REF FN	PART NUMBER	YR/SN	QTY DESCRIPTION
1	87713405		1 VALVE Valve, Main Stack
2	86580179		3 HYD CONNECTOR 1-7/16-12 M33 X 2.0
3	86579672		4 HYD CONNECTOR 11/16"-16 ORFS x M16 x 1.5 ORB
4	86579676		1 HYD CONNECTOR 13/16"-16 ORFS x M18 x 1.5 ORB
5	86579694		1 ELBOW 90°, 1"-14 ORFS x M22 x 1.5 ORB
6	86579686		1 ELBOW 90°, 13/16-16-16 X M16 X 1.5
7	NSS		1 NOT SERVICED SEPARATELY Body Is NSS, Order Ref 1
8	84320565		2 COUPLING M14 x 1.5
9	86502604		2 DUST CAP
10	86529630		1 PLUG Hex Soc, 3/8"-24 ORB
11	86598046		1 PLUG Hex Soc, M18 x 1.5, ORB
12	86598104		3 O-RING 29.6mm ID x 2.9mm Width
13	9824050		3 O-RING 0.926" ID x 1.066" OD x 0.07"
14	86598100		4 O-RING 13.30mm ID x 2.20mm
15	9993141		4 O-RING 0.364" ID x 0.504" OD x 0.07"
16	86598101		2 O-RING 15.3mm ID X 2.2mm
17	9992298		1 O-RING 0.489" ID x 0.629" OD x 0.07"
18	86598102		1 O-RING 19.30mm ID x 2.20mm
19	9992069		1 O-RING 0.614" ID x 0.754" OD x 0.07"
20	86598099		3 O-RING 11.30mm ID x 2.20mm
21	9993141		1 O-RING 0.364" ID x 0.504" OD x 0.07"
22	86513328		1 O-RING 0.301" ID x 0.064" Width
23	84186707		1 SENSOR Header Height Lift Cylinder Pressure, Incl Ref 24
24	237-6003		1 O-RING 0.301" ID
25	87434000		1 PRESSURE RELIEF VALVE

7230 8230 9230

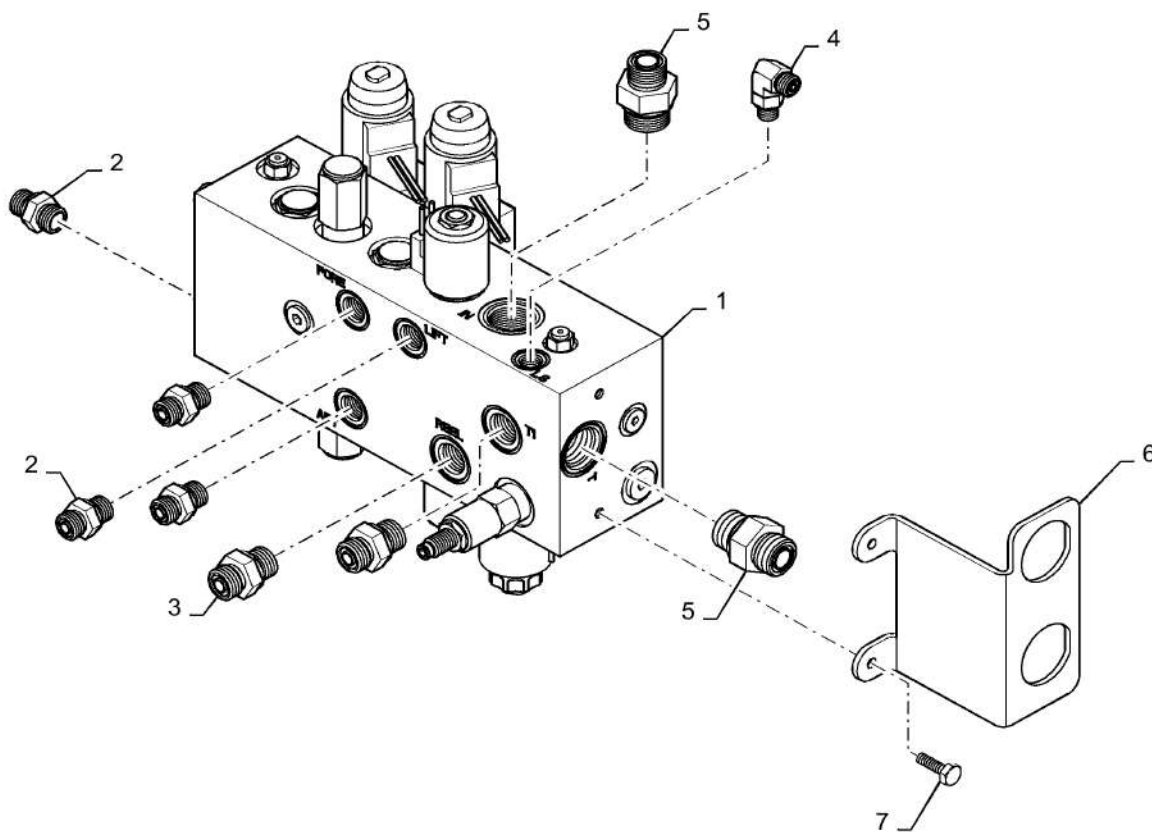
35.359.AB

09

p1

10/201
3

CONNECTORS, VALVE STACK, W/LATERAL TILT



35.359.AB

09

p1

10/201
3**CONNECTORS, VALVE STACK, W/LATERAL TILT**

REF FN	PART NUMBER	YR/SN	QTY DESCRIPTION
1	84300160		1 VALVE
2	86579672		5 HYD CONNECTOR 11/16"-16 ORFS x M16 x 1.5 ORB
3	86579678		2 HYD CONNECTOR 13/16"-16 ORFS x M22 x 1.5 ORB
4	84431522		1 ELBOW 90°, 9/16"-18 ORFS x M12 x 1.5 ORB
5	86597760		2 HYD CONNECTOR 1"-14 ORFS x M27 x 2 ORB
6	84533184		1 BRACKET
7	120104		2 BOLT Hex, M8 x 1.25 x 20mm, Cl 8.8, Full Thd
			7230 8230 9230

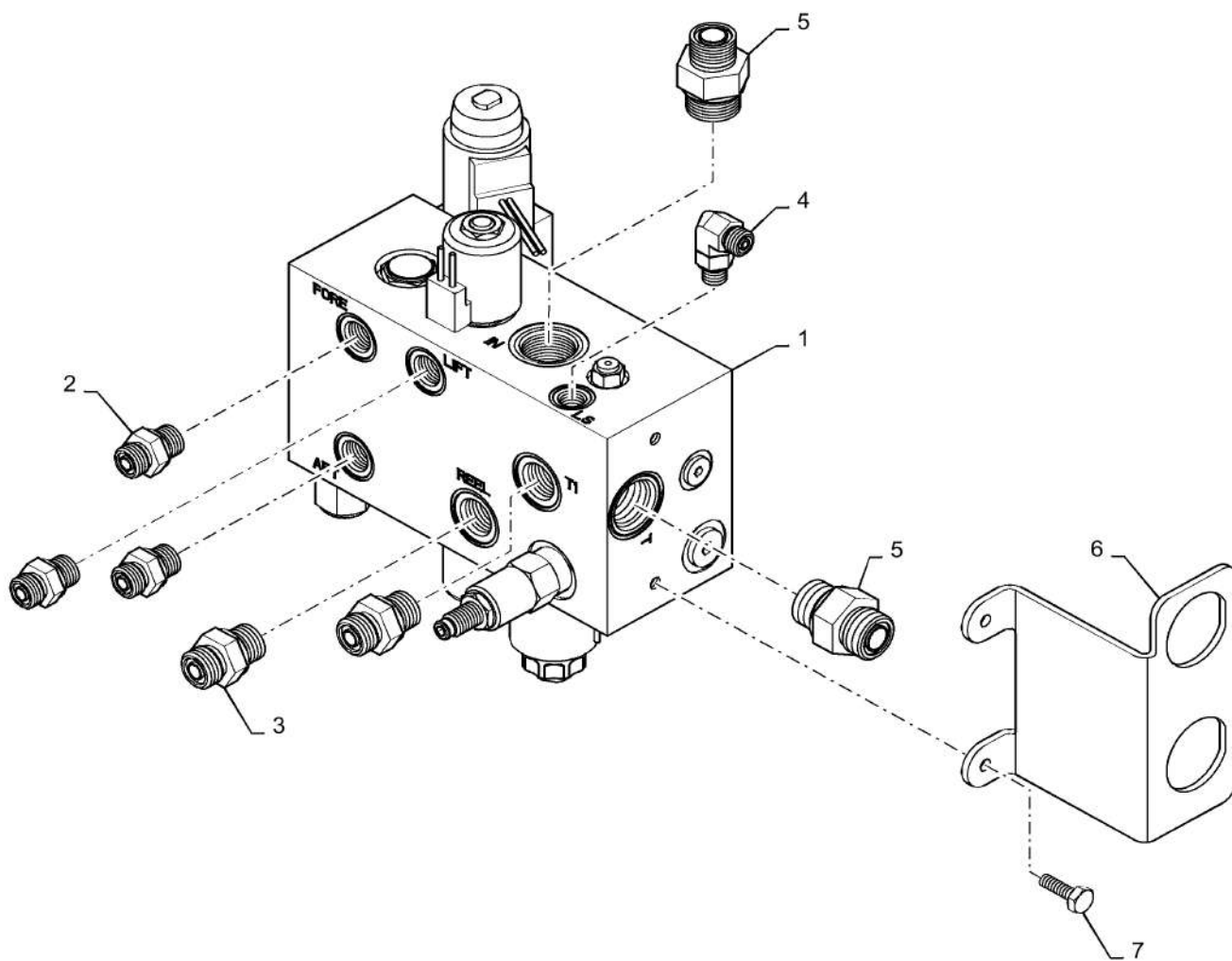
35.359.AB

10

p1

10/201
3

VALVE, FEEDER STACK, FIXED



35.359.AB

10

p1

10/201
3**VALVE, FEEDER STACK, FIXED**

REF FN	PART NUMBER	YR/SN	QTY DESCRIPTION
1	84300159		1 VALVE
2	86579672		3 HYD CONNECTOR 11/16"-16 ORFS x M16 x 1.5 ORB
3	86579678		2 HYD CONNECTOR 13/16"-16 ORFS x M22 x 1.5 ORB
4	84431522		1 ELBOW 90°, 9/16"-18 ORFS x M12 x 1.5 ORB
5	86597760		2 HYD CONNECTOR 1"-14 ORFS x M27 x 2 ORB
6	84533184		1 BRACKET
7	120104		2 BOLT Hex, M8 x 1.25 x 20mm, Cl 8.8, Full Thd
			7230 8230 9230

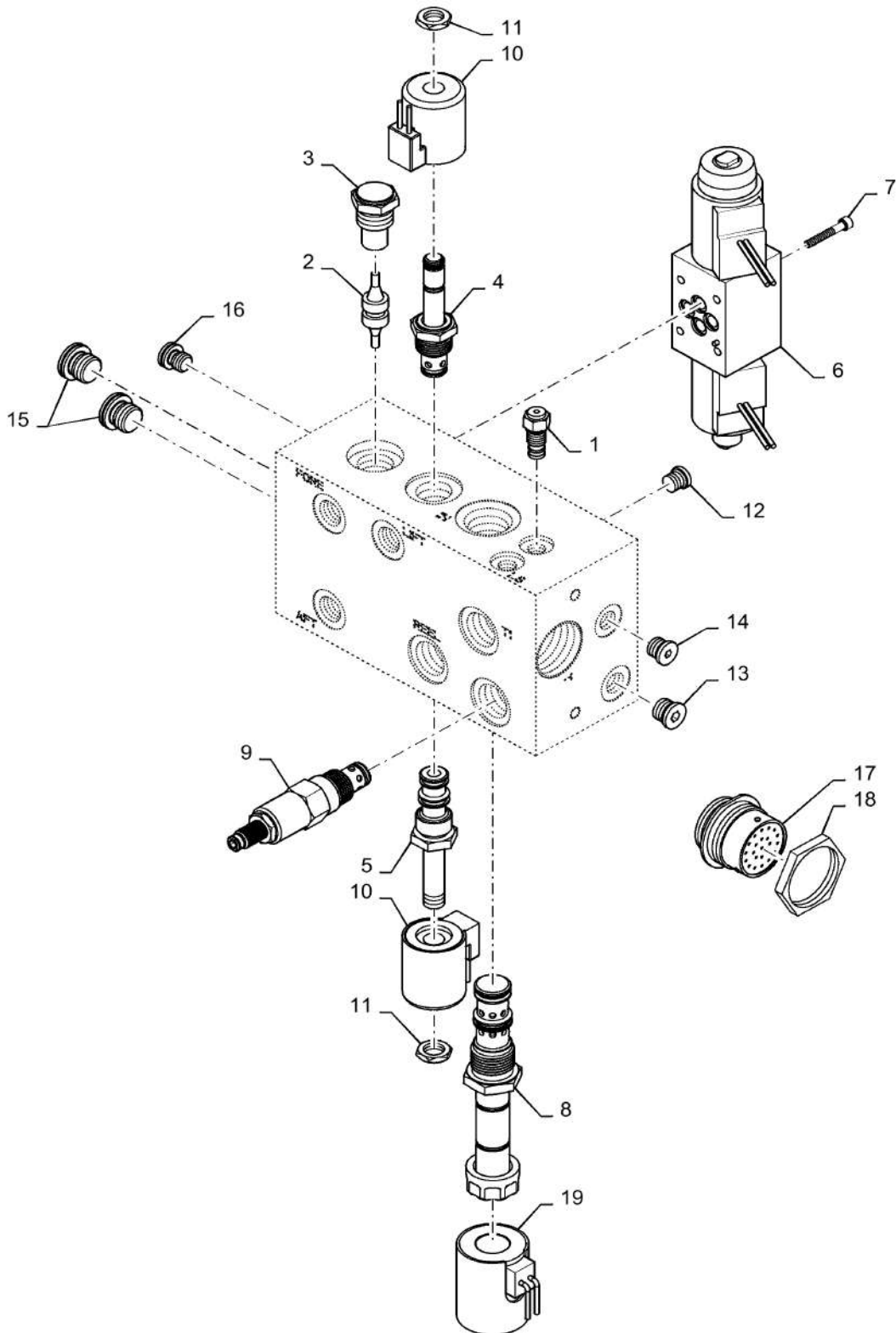
35.359.AB

11

p1

10/201
3

VALVE, FEEDER STACK, FIXED, FEEDER VALVE BREAKDOWN



35.359.AB

11

p1

10/201
3**VALVE, FEEDER STACK, FIXED, FEEDER VALVE BREAKDOWN**

REF FN	PART NUMBER	YR/SN	QTY DESCRIPTION
1	190704A1		1 VALVE, CHECK Parking Brake, 30 PSI Crack Pressure
2	149940C1		1 PISTON
3	87433998		2 CHECK VALVE 2-5 PSI Crack Pressure
4	87436627		1 VALVE 2 Way 2 Position Solenoid Cartridge, Normally Closed Poppet Type, Pilot Operated, Reel Lower
5	190711A1		1 VALVE 3 Way 2 Position, Reel Lift
6	87434014		1 CONTROL VALVE 3 Position, 4 Way, Reel Fore And Aft
7	281060		4 HEX SOC SCREW Hex Soc Hd, #10-24 x 1 1/4"
8	87757015		1 VALVE Flow Control, Proportional, Reel Drive
9	84303615		1 VALVE Relief, 2100 PSI @ .25 GPM/1LPM, Max 2400PSI @ 30GPM/100LPM
10	86995302		2 SOLENOID
11	195683A1		2 JAM NUT 1/2"-20, Thin
12	278548		1 PLUG Hex Soc, 7/16"-20 ORB
13	9625178		1 PLUG Hex Soc, 9/16"-18 ORB
14	87035062		3 PLUG Hex Soc, 1/2"-20 ORB
15	86598043		2 PLUG Hex Soc, M12 x 1.5, ORB
16	86598043		1 PLUG Hex Soc, M12 x 1.5, ORB
17	319151A1		1 CONNECTOR, ELEC Deutsch, 23 Cavity
18	86619907		1 NUT 1.6875"-18
19	84304075		1 COIL Solenoid
			7230 8230 9230

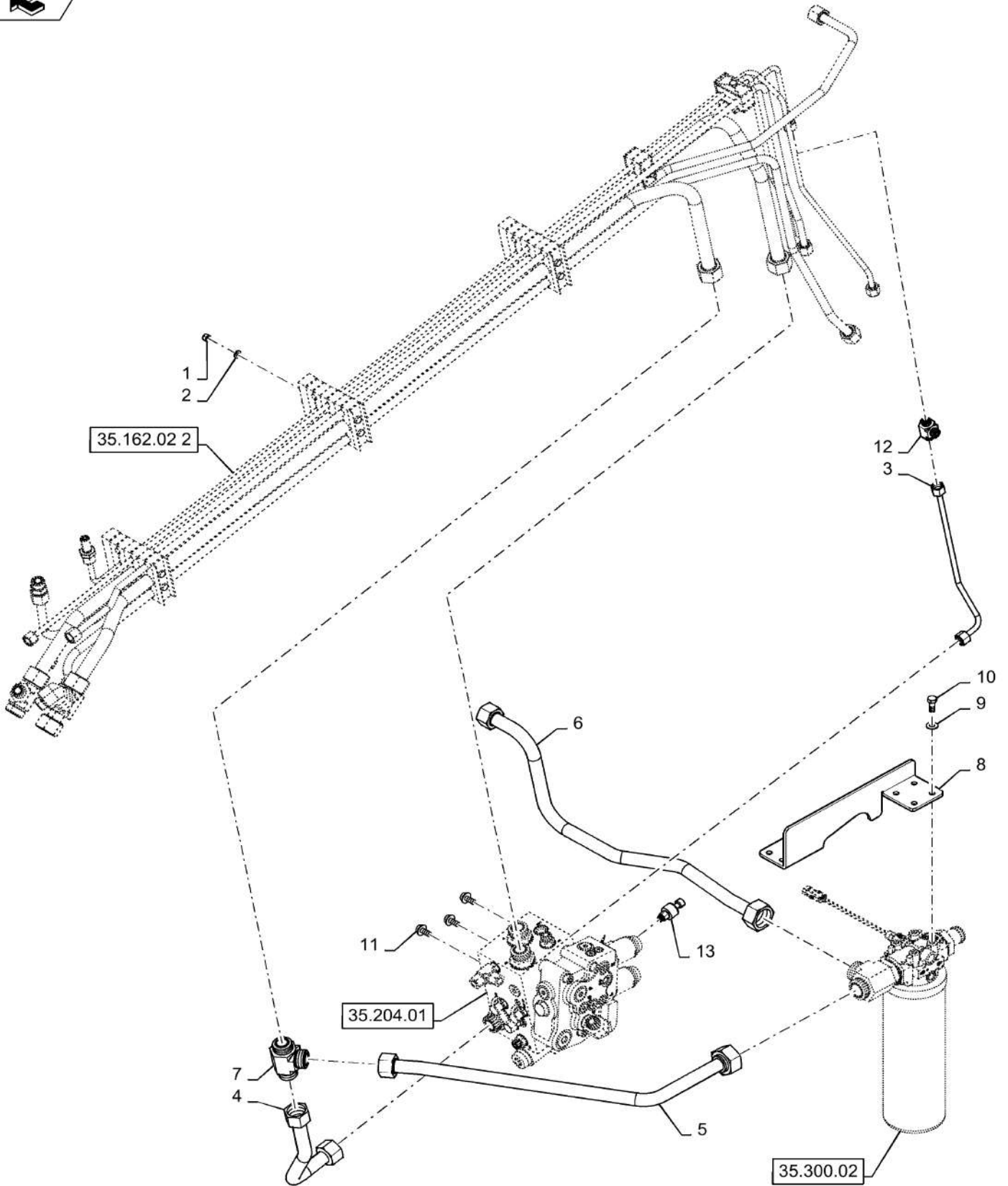
35.359.AE

01

p1

10/201
3

HYDRAULIC MAIN VALVE AND TUBES 7230



35.359.AE

01

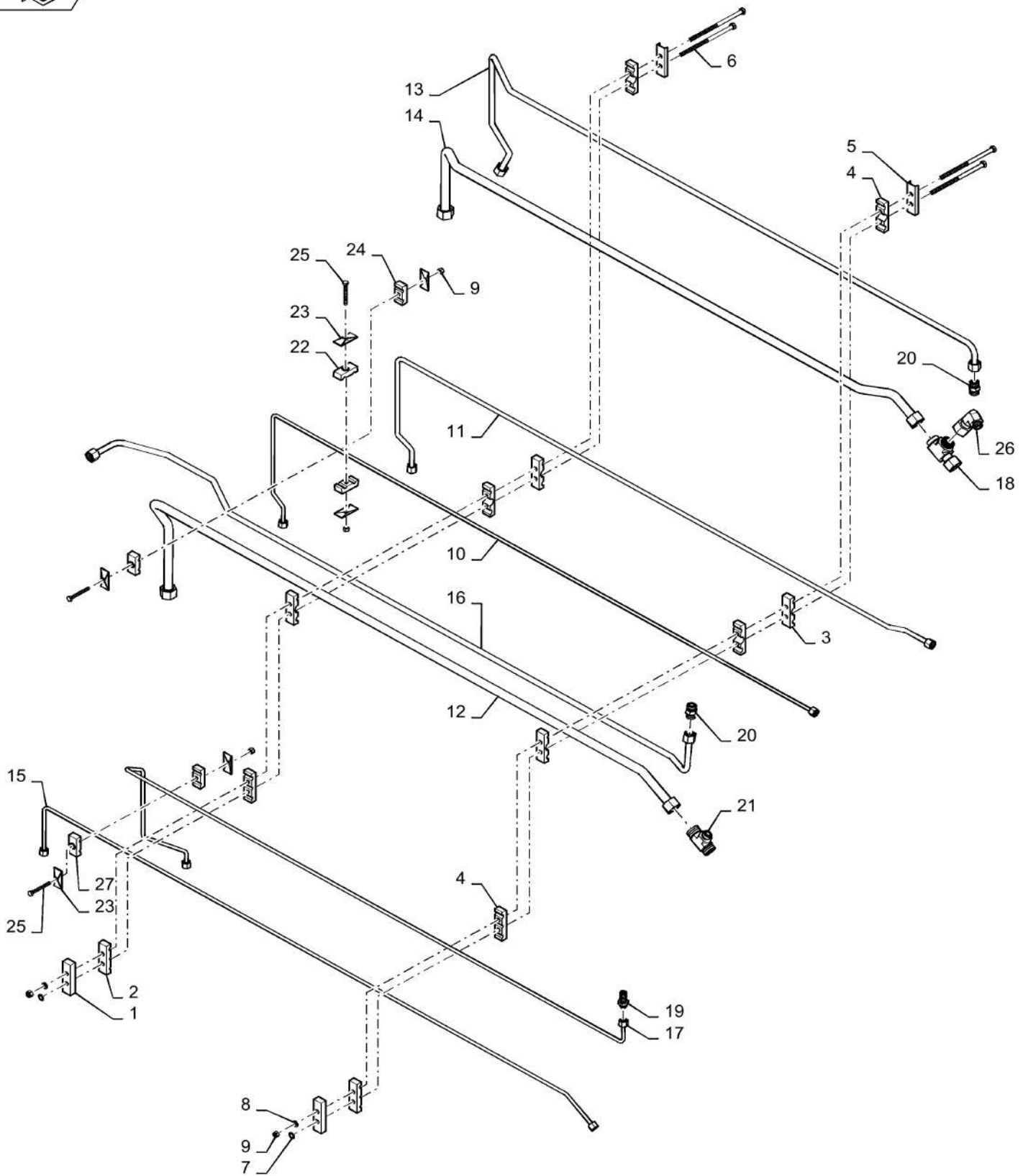
p1

10/201
3**HYDRAULIC MAIN VALVE AND TUBES 7230**

REF FN	PART NUMBER	YR/SN	QTY DESCRIPTION
1	86629542		3 NUT M8 x 1.25, CI 8
2	86624184		3 WASHER Flat, 9.00mm ID x 16.00mm OD x 1.60mm, CST, ZND
3	86995855		1 HYD. TUBE Load Sense From Main Valve
4	86995864		1 HYD. TUBE 1" OD Return From Main Valve Stack
5	86995867		1 HYD. TUBE 1" OD PFC Return To Filter
6	86996178		1 HYD. TUBE 1" OD Gear Flow To Filter
7	86705422		1 TEE
8	87284938		1 STRAP
9	140045		4 BELLEVILLE WASHER M10
10	{43139}		4
11	274249		3 BOLT Hex Flg, M10 x 20mm, Stainless
12	9840322		1 TEE 11/16"-16 ORFS
13	84186707		1 SENSOR Pressure Sensor

7230 8230 9230

HYDRAULIC MAIN VALVE AND TUBES CONTINUED 7230



HYDRAULIC MAIN VALVE AND TUBES CONTINUED 7230

REF FN	PART NUMBER	YR/SN	QTY DESCRIPTION
1	86998428		3 SPACER
2	86998371		3 CLAMP
3	86998372		3 CLAMP
4	86998373		3 CLAMP
5	87000242		3 CHANNEL
6	412422		6 BOLT Hex, M8 x 1.25 x 150mm, CI 8.8
7	87012484		3 SNAP RING #31, Ext
8	86624184		3 WASHER Flat, 9.00mm ID x 16.00mm OD x 1.60mm, CST, ZND
9	86629542		6 NUT M8 x 1.25, CI 8
10	86995857		1 HYD. TUBE 0.375" OD Load Sense To Steering
11	87280106		1 HYD. TUBE Priority Flow To Steering
12	87280105		1 HYD. TUBE 1.00" OD Excess Flow To Feeder Valve
13	87283796		1 HYD. TUBE 0.625" OD Feeder Lift
14	86995869		1 HYD. TUBE 1" OD Return From Feeder Stack
15	86996184		1 HYD. TUBE 10 mm OD x 2209, 166 mm L Load Sense From Feeder Stack
16	87109922		1 HYD. TUBE 0.625" OD Drain Tube Bundle
17	87109749		1 HYD. TUBE 0.375" OD Reg Pressure To Main Stack
18	86641295		1 TEE 1 7/16"-12 ORFS to Swivel
19	86978770		1 UNION 1 1/16"-6 ORFS, Blkd
20	84431473		2 HYD CONNECTOR 1"-14 ORFS
21	87280130		1 TEE
22	87105732		1 CLAMP
23	87000230		6 PLATE
24	87000230		1 PLATE
25	300510		3 SCREW Hex, M8 x 1.25 x 65mm, CI 8.8
26	87105745		1 ELBOW
27	86988833		1 CLAMP

7230 8230 9230

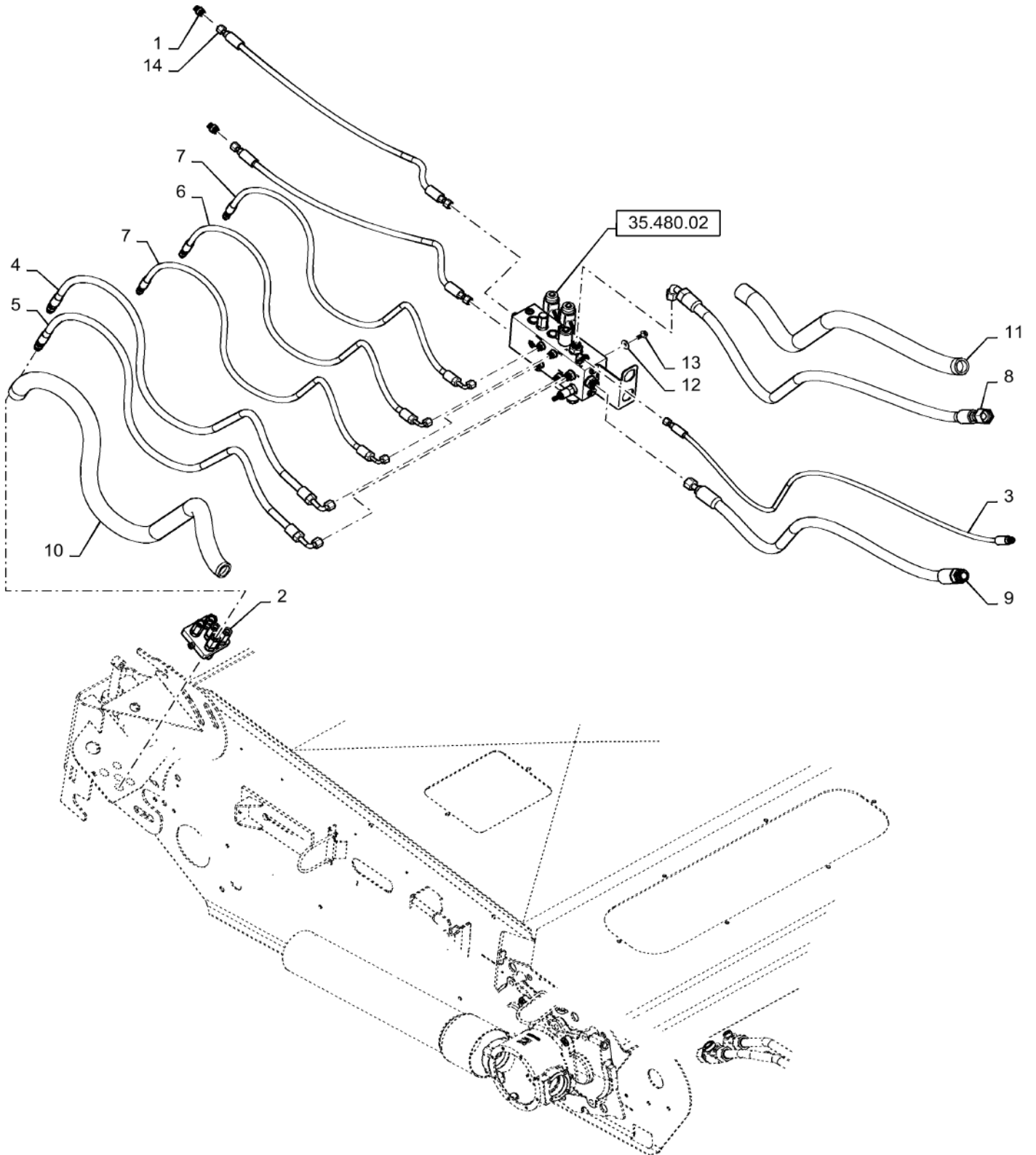
35.359.AE

03

p1

10/201
3

HYDRAULICS - FEEDER STACK VALVE



35.359.AE

03

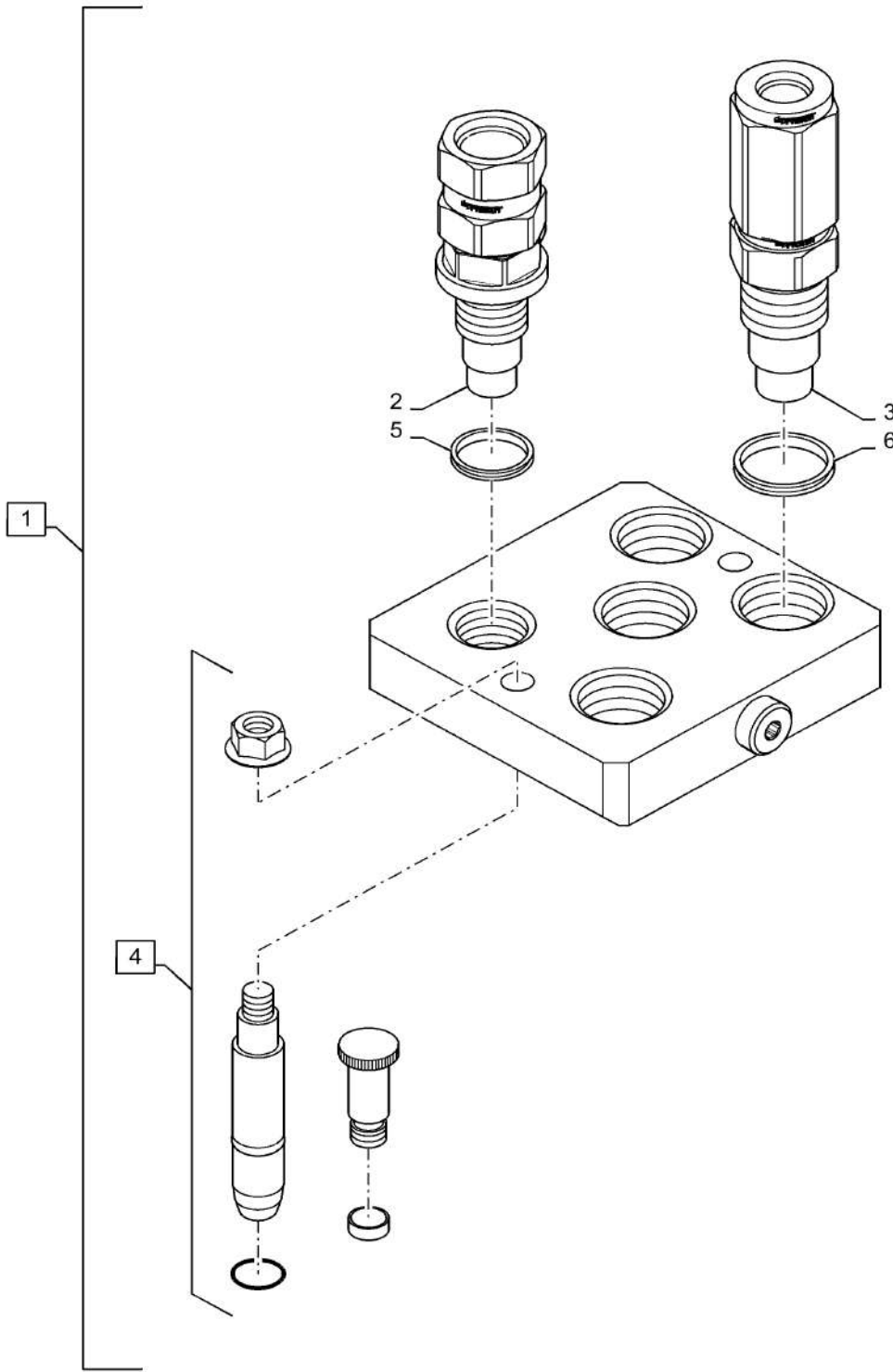
p1

10/201
3**HYDRAULICS - FEEDER STACK VALVE**

REF FN	PART NUMBER	YR/SN	QTY DESCRIPTION
1	86579672		1 HYD CONNECTOR 11/16"-16 ORFS x M16 x 1.5 ORB USED FOR LATERAL TILT/ NOT USED WITH HILLCO
2	87721868		1 QUICK MALE COUPLING
3	87109105		1 HOSE feeder valve ls
4	87109346		1 HOSE reel pressure
5	87109347		1 HOSE reel return
6	87109348		1 HOSE reel lift
7	87109349		2 HOSE reel fore aft
8	87280151		1 HOSE valve press
9	87281674		1 HOSE valve ret
10	87106154		1 SLEEVE
11	87106239		1 SLEEVE
12	86642464		3 WASHER M11 x 30 x 2.5
13	274251		3 BOLT Hex Serr Flg, M10 x 25mm
14	87109107		2 HOSE HOSE USED FOR LATERAL TILT/ NOT USED WITH HILLCO
14	9625546		2 CAP 11/16"-16 ORFS CAPS USED WITH HILLCO UNIT INSTEAD OF HOSES

7230 8230 9230

COUPLING BLOCK, HEADER



COUPLING BLOCK, HEADER

REF FN	PART NUMBER	YR/SN	QTY DESCRIPTION
1	84580530		1 QUICK MALE COUPLING Header Coupler, Complete, Incl 2 - 7
2	47360258		2 QUICK MALE COUPLING Reel Drive, Service Seal 5
3	84580534		3 QUICK MALE COUPLING Reel Lift, Service Seal 6
4	86623900		1 REPAIR KIT Includes 2 Pins (NSS), 2 Knurled Side Pins (NSS), 4 Orings (NSS) and Lock Nut (NSS)
5	86623898		2 SEAL M17 OD x 3.2 Thk Services 2 And 3
6	86623899		3 SEAL M13 OD x 2.5 Thk Services 3

7230 8230 9230

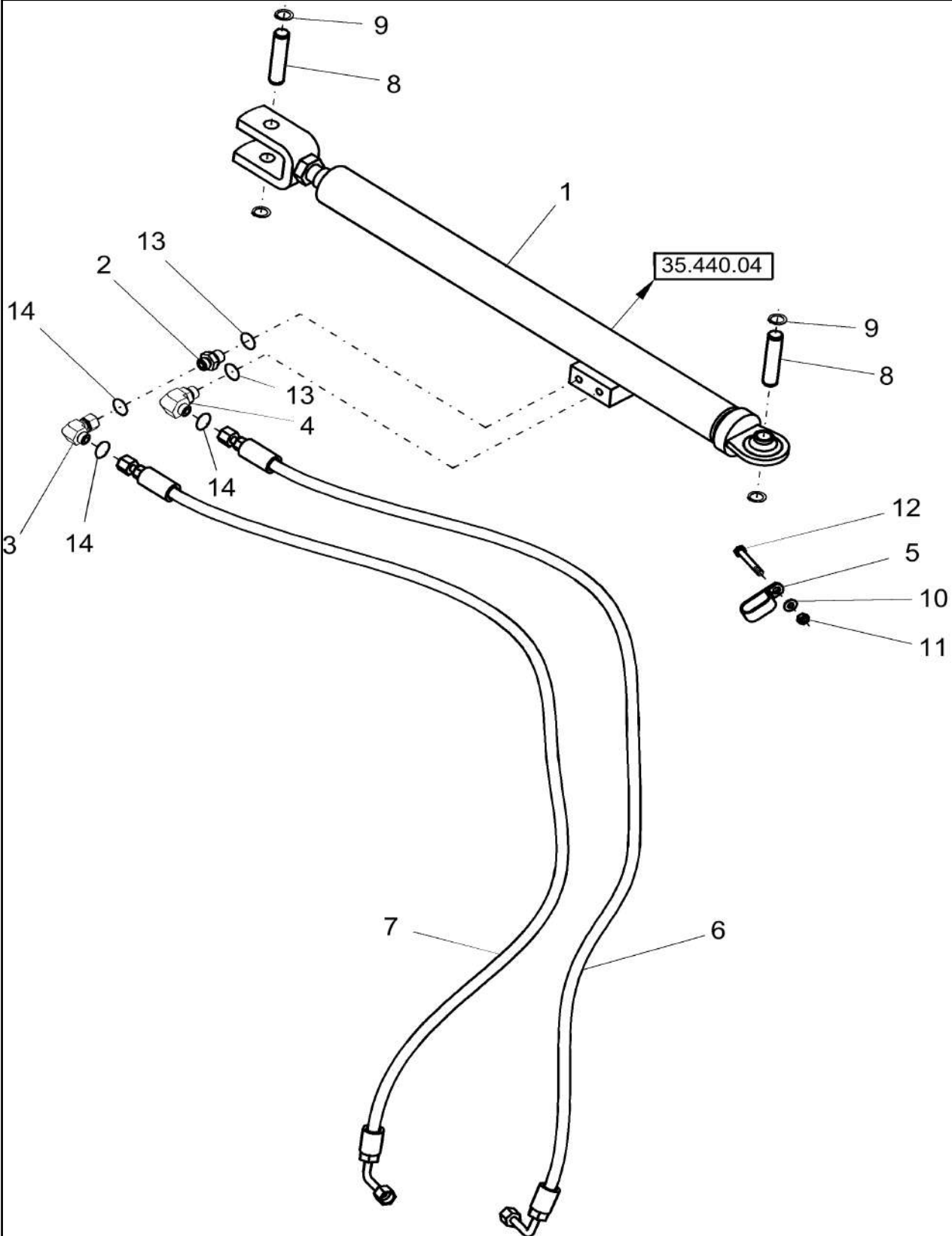
35.440.AB

01

p1

10/201
3

UNLOADER SWING CYLINDER AND LINES, LC VERSION, MAN EXTENSIONS



35.440.AB

01

p1

10/201
3**UNLOADER SWING CYLINDER AND LINES, LC VERSION, MAN EXTENSIONS**

REF FN	PART NUMBER	YR/SN	QTY DESCRIPTION
1	84126280		1 HYDRAULIC CYLINDER Replaces 87645216
2	86579673		1 HYD CONNECTOR 11/16"-16 ORFS x M18 x 1.5 ORB
3	84989392		1 ELBOW 90°, 11/16"-16 ORFS x 11/16"-16 Fem Sw
4	86579688		1 ELBOW 90°, 11/16"-18 ORFS x M18 x 1.5 ORB
5	87107812		1 CLAMP
6	87106483		1 FLEXIBLE HOSE Unloading Tube Swing Cylinder; L = 1780 mm
7	87106482		1 FLEXIBLE HOSE Unloading Tube Swing Cylinder; L = 1830 mm
8	84254243		2 PIN
9	300627		4 SNAP RING M19, Ext
10	322358		1 BELLEVILLE WASHER M8
11	9706690		1 NUT Hex, M8, 1.25mm Pitch, 6.80mm High, CI 8, ZND
12	120061		1 BOLT Hex, M8 x 60, 8.8
13	86598101		2 O-RING 15.3mm ID X 2.2mm
14	9993141		3 O-RING 0.364" ID x 0.504" OD x 0.07"

7230 8230 9230

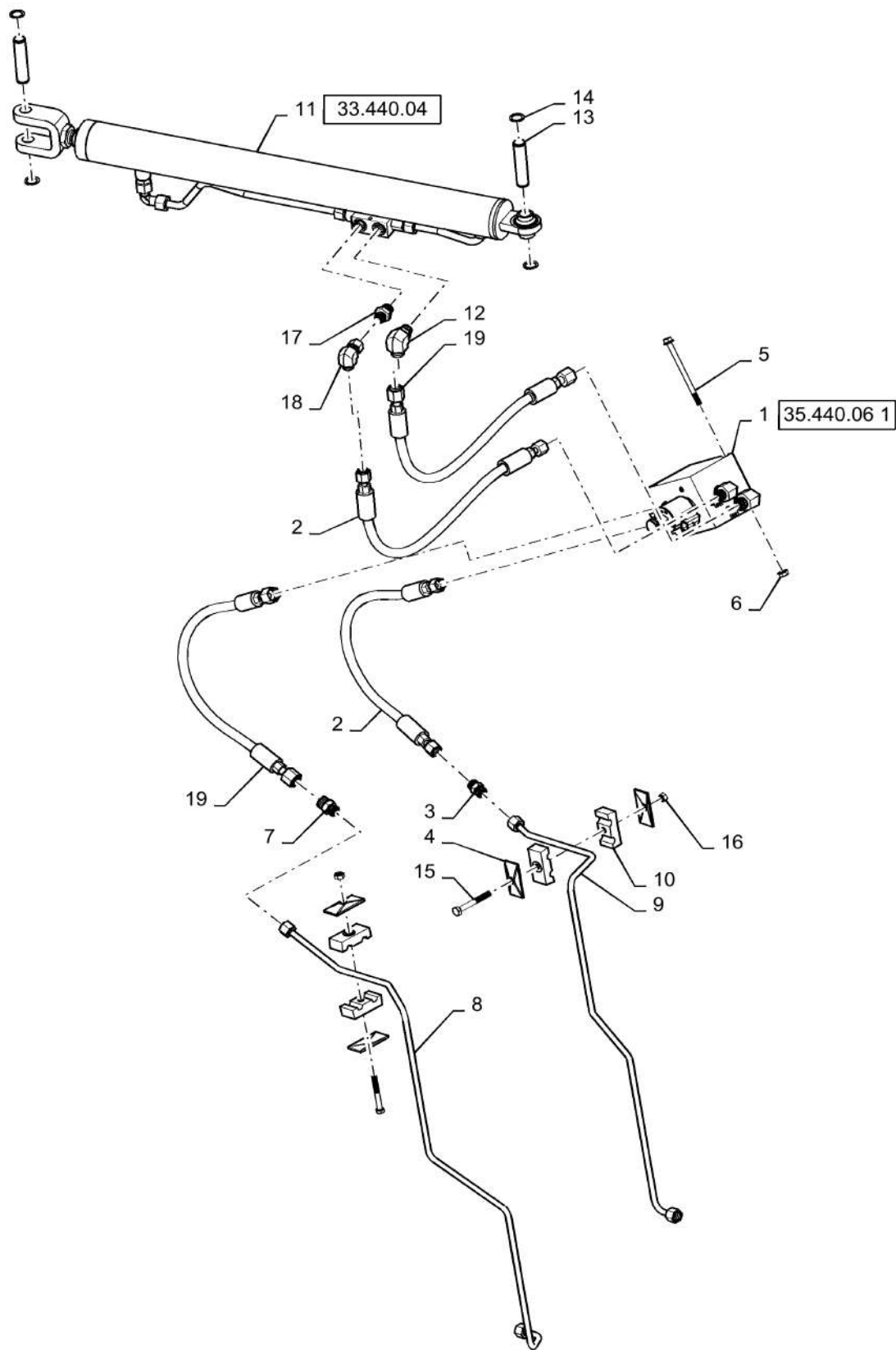
35.440.AB

02

p1

10/201
3

UNLOADER SWING CYLINDER AND LINES, LC VERSION, POWER EXTENSIONS & COVERS



35.440.AB

02

p1

10/201
3**UNLOADER SWING CYLINDER AND LINES, LC VERSION, POWER EXTENSIONS & COVERS**

REF FN	PART NUMBER	YR/SN	QTY DESCRIPTION
1	NSS		1 NOT SERVICED SEPARATELY
2	84204125		4 HOSE ASSY.
3	84431546		2 UNION 11/16"-16 ORFS
4	87000230		7 PLATE
5	86705432		2 SCREW
6	86507066		2 FLANGE NUT M8 x 1.25, Flg, CI 10
7	84431472		1 HYD CONNECTOR 13/16"-16 ORFS x 11/16"-16 ORFS
8	84319512		1 HYD. TUBE
9	84319514		1 HYD. TUBE
10	87105732		2 CLAMP
11	84126280		1 HYDRAULIC CYLINDER
12	86579691		1 ELBOW 90°, 13/16"-18 ORFS x M18 x 1.5 ORB
13	84254243		2 PIN
14	300627		4 SNAP RING M19, Ext
15	300510		2 SCREW Hex, M8 x 1.25 x 65mm, CI 8.8
16	9706690		2 NUT Hex, M8, 1.25mm Pitch, 6.80mm High, CI 8, ZND
17	86579673		1 HYD CONNECTOR 11/16"-16 ORFS x M18 x 1.5 ORB
18	84989392		1 ELBOW 90°, 11/16"-16 ORFS x 11/16"-16 Fem Sw
19	84398113		2 HYDRAULIC HOSE
			7230 8230 9230

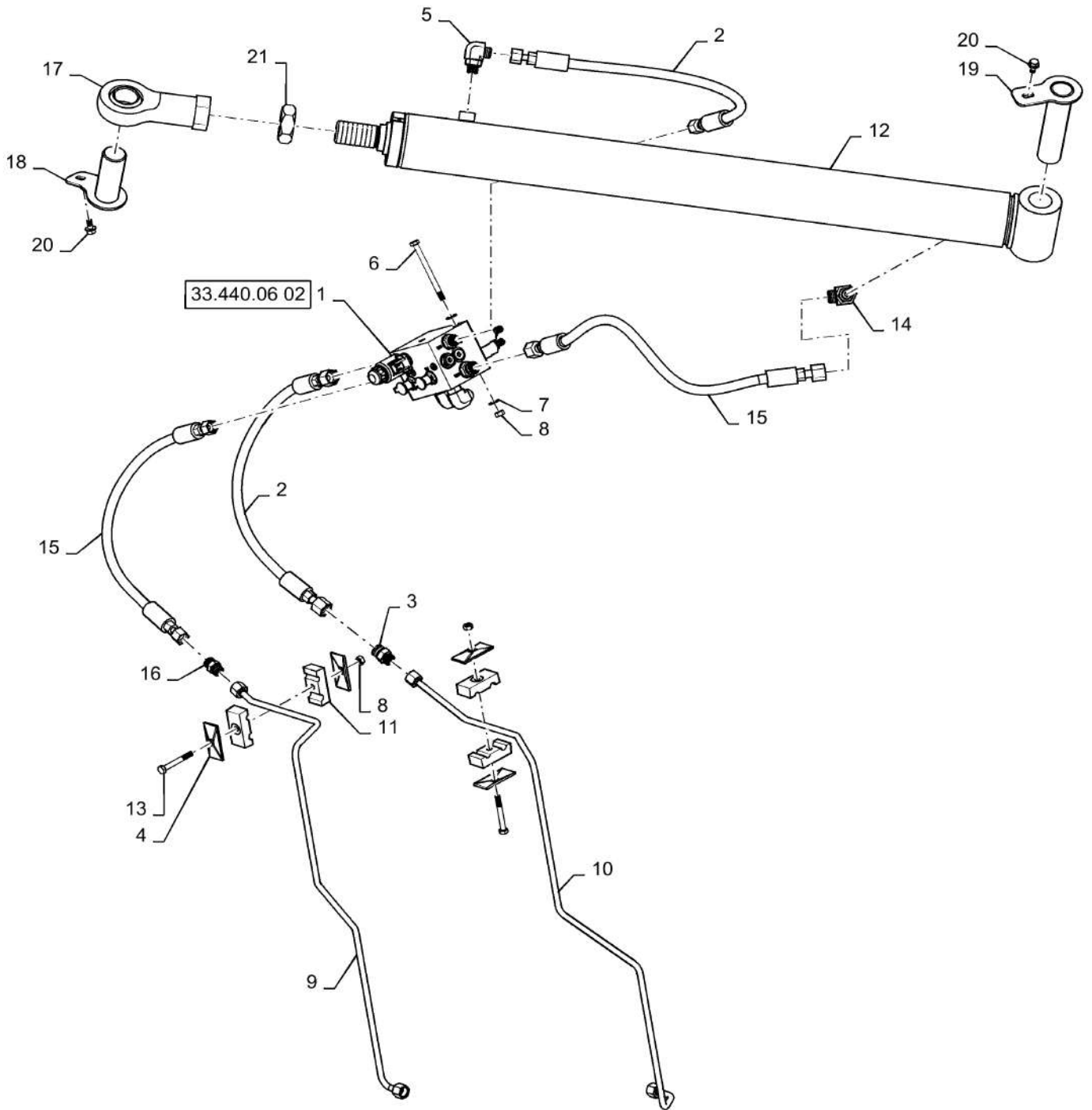
35.440.AB

03

p1

10/201
3

UNLOADER SWING CYLINDER AND LINES, HC VERSION, POWER EXTENSIONS & COVERS



35.440.AB

03

p1

10/201
3**UNLOADER SWING CYLINDER AND LINES, HC VERSION, POWER EXTENSIONS & COVERS**

REF FN	PART NUMBER	YR/SN	QTY DESCRIPTION
1	NSS		1 NOT SERVICED SEPARATELY
2	84204125		4 HOSE ASSY.
3	84431546		2 UNION 11/16"-16 ORFS
4	87000230		6 PLATE
5	86579687		1 90 ELBOW
6	16045321		2 BOLT Hex, M8 x 1.25 x 105mm, CI 8.8
7	322358		4 BELLEVILLE WASHER M8
8	9706690		4 NUT Hex, M8, 1.25mm Pitch, 6.80mm High, CI 8, ZND
9	84319512		1 HYD. TUBE
10	84319514		1 HYD. TUBE
11	87105732		2 CLAMP
12	84378292		1 CYLINDER
13	300510		2 SCREW Hex, M8 x 1.25 x 65mm, CI 8.8
14	86579690		1 ELBOW 90°, 13/16"-18 ORFS x M16 x 1.5 ORB
15	84398113		2 HYDRAULIC HOSE
16	84431472		1 HYD CONNECTOR 13/16"-16 ORFS x 11/16"-16 ORFS
17	84383877		1 CLEVIS
18	84383243		1 PIN
19	84390135		1 PIN
20	87681207		2 BOLT Hex, M8 X 16mm, Class 10.9
21	6368		1 JAM NUT

	7230 8230 9230
--	----------------

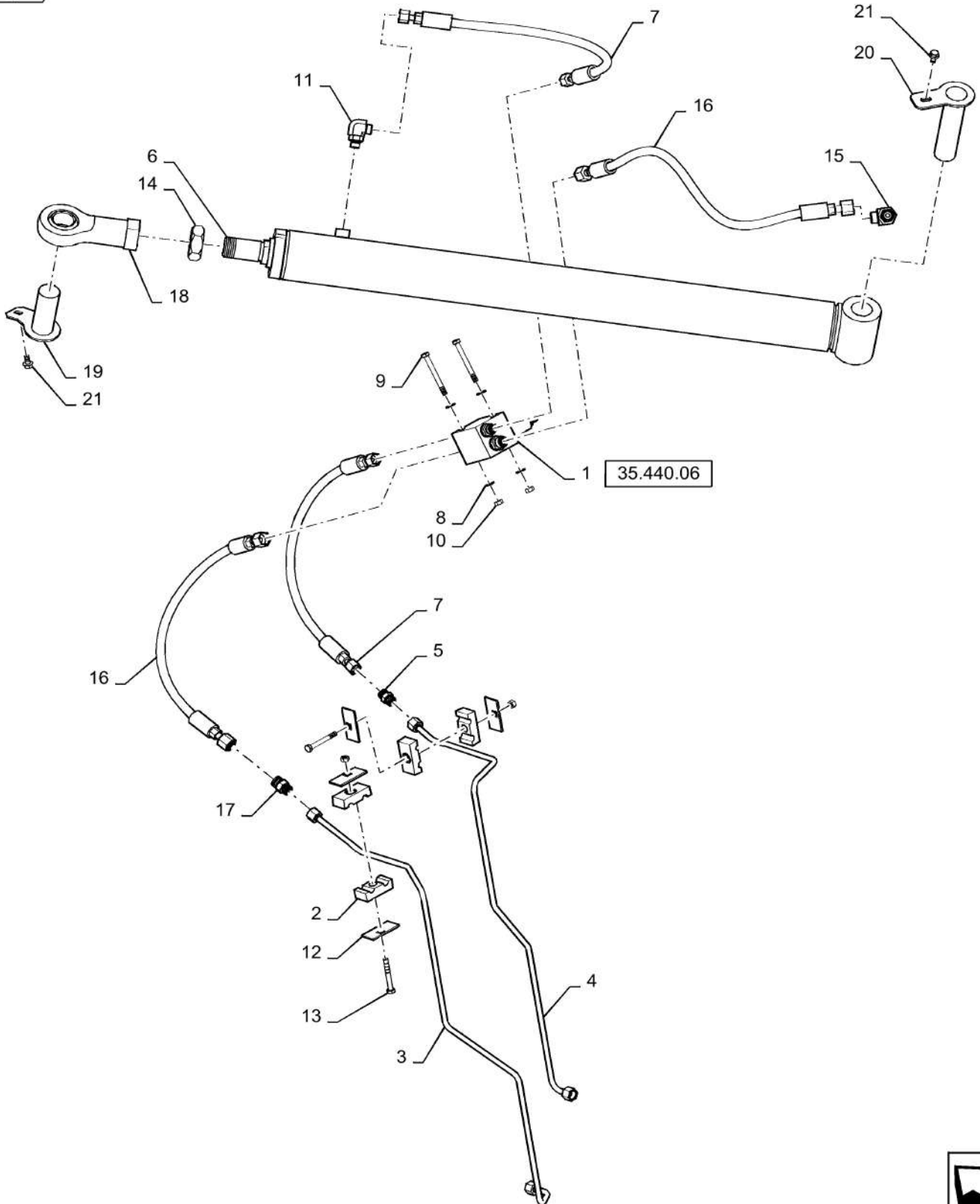
35.440.AB

04

p1

10/201
3

UNLOADER SWING CYLINDER AND LINES, HC VERSION, MAN EXTENSIONS



35.440.AB

04

p1

10/201
3**UNLOADER SWING CYLINDER AND LINES, HC VERSION, MAN EXTENSIONS**

REF FN	PART NUMBER	YR/SN	QTY DESCRIPTION
1	NSS		1 NOT SERVICED SEPARATELY
2	87105732		2 CLAMP
3	84319512		1 HYD. TUBE
4	84319514		1 HYD. TUBE
5	84431546		1 UNION 11/16"-16 ORFS
6	84378292		1 CYLINDER
7	84204125		2 HOSE ASSY.
8	322358		4 BELLEVILLE WASHER M8
9	43133		2 BOLT Hex, M8 x 1.25 x 80mm, Cl 8.8
10	9706690		4 NUT Hex, M8, 1.25mm Pitch, 6.80mm High, Cl 8, ZND
11	86579687		1 90 ELBOW
12	87000230		4 PLATE
13	300510		2 SCREW Hex, M8 x 1.25 x 65mm, Cl 8.8
14	6368		1 JAM NUT
15	86579690		1 ELBOW 90°, 13/16"-18 ORFS x M16 x 1.5 ORB
16	84398113		2 HYDRAULIC HOSE
17	84431472		1 HYD CONNECTOR 13/16"-16 ORFS x 11/16"-16 ORFS
18	84383877		1 CLEVIS
19	84383243		1 PIN
20	84390135		1 PIN
21	87681207		2 BOLT Hex, M8 X 16mm, Class 10.9
			7230 8230 9230

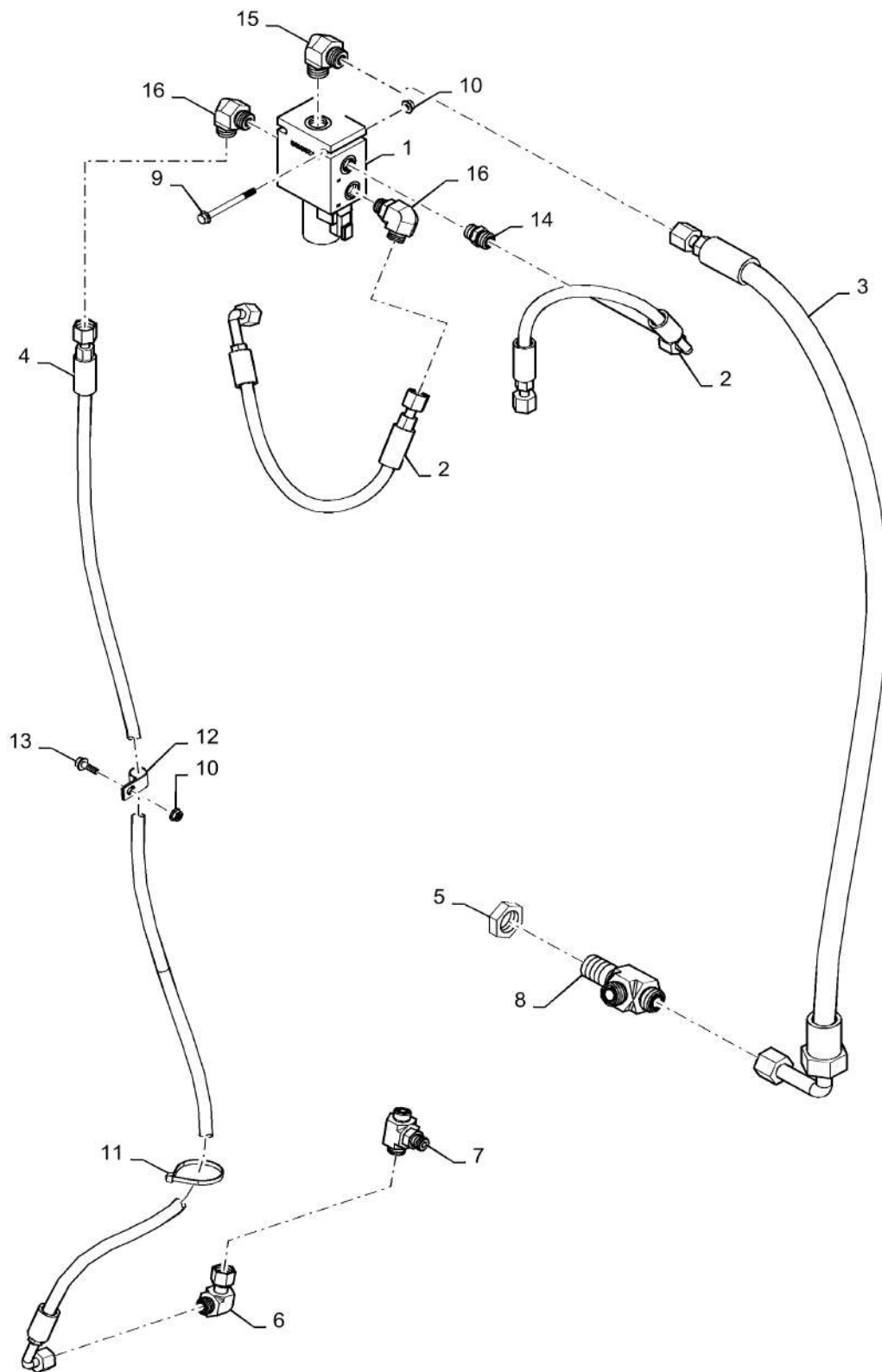
35.440.AB

05

p1

10/201
3

HYDRAULIC UNLOADER CLUTCH DUAL DRIVE



35.440.AB

05

p1

10/201
3**HYDRAULIC UNLOADER CLUTCH DUAL DRIVE**

REF FN	PART NUMBER	YR/SN	QTY DESCRIPTION
1	84286198		1 VALVE Complete, Incl Ref. 14-16
2	84284532		2 HOSE ASSY. Unload Cylinder To Valve
3	84522961		1 HYDRAULIC HOSE Unload Valve Return
4	84284973		1 HOSE ASSY. Unload Valve Pressure
5	86639085		1 BHD LOCK NUT Bulkhead, 1"-14, 10.50mm High
6	84989392		1 ELBOW 90°, 11/16"-16 ORFS x 11/16"-16 Fem Sw
7	{87016909}		1
8	86639081		1 TEE 1"-14 ORFS, Blkd Run
9	87023526		2 BOLT Flg, Hvy Hex, M6 x 70mm, CI 8.8
10	86050300		3 FLANGE NUT M6 x 1, Flg, CI10
11	86566989		1 CABLE TIE M4.75 x 190.5 L
12	9706748		1 CLAMP 5/8", Insul, 5/16" Bolt
13	87675531		1 BOLT
14	86579672		1 HYD CONNECTOR 11/16"-16 ORFS x M16 x 1.5 ORB
15	86579690		1 ELBOW 90°, 13/16"-18 ORFS x M16 x 1.5 ORB
16	86579687		2 90 ELBOW

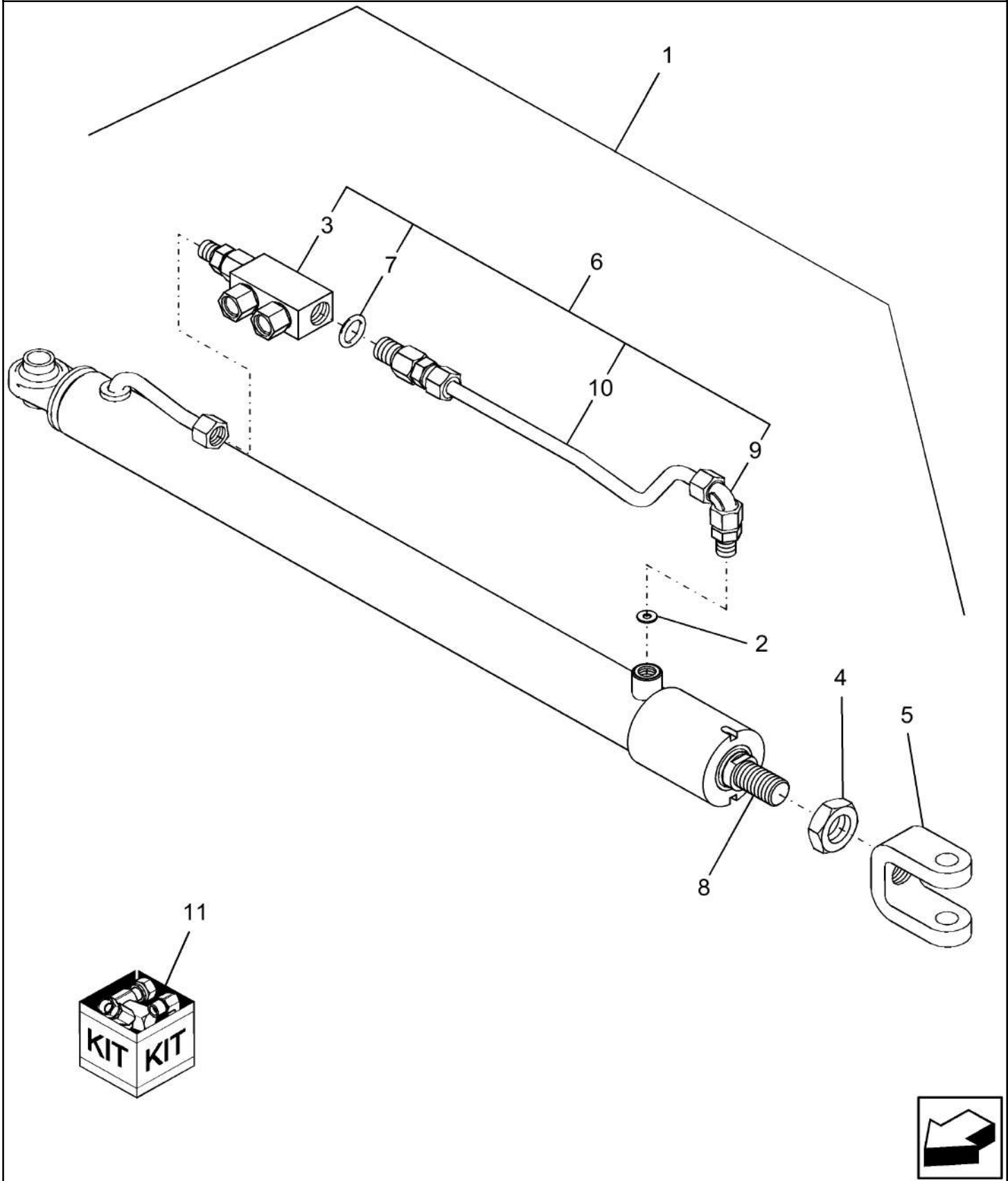
7230 8230 9230

35.440.AC

p1

10/201
3

HYDRAULIC CYLINDER, UNLOADING AUGER, SWING, LC VERSION



35.440.AC

p1

10/201
3

HYDRAULIC CYLINDER, UNLOADING AUGER, SWING, LC VERSION

REF FN	PART NUMBER	YR/SN	QTY DESCRIPTION
1	84126280		1 HYDRAULIC CYLINDER Unloader Auger Swing
2	84219249		1 CONTROL VALVE Orifice, Flow Regulator
3	84220776		1 CONTROL VALVE
4	84022122		1 THIN NUT Thin, M24 x 2, CI 05
5	87031322		1 YOKE
6	84219274		1 CONTROL VALVE Incl Refs 3, 7, 9 & 10
7	722441		1 GASKET
8	NSS		1 NOT SERVICED SEPARATELY ROD; Dia = 40MM
9	87719937		1 ADAPTER Elbow, Seal NSS
10	87735679		1 TUBE & Elbow
11	84218981		1 SEAL KIT

7230 8230 9230

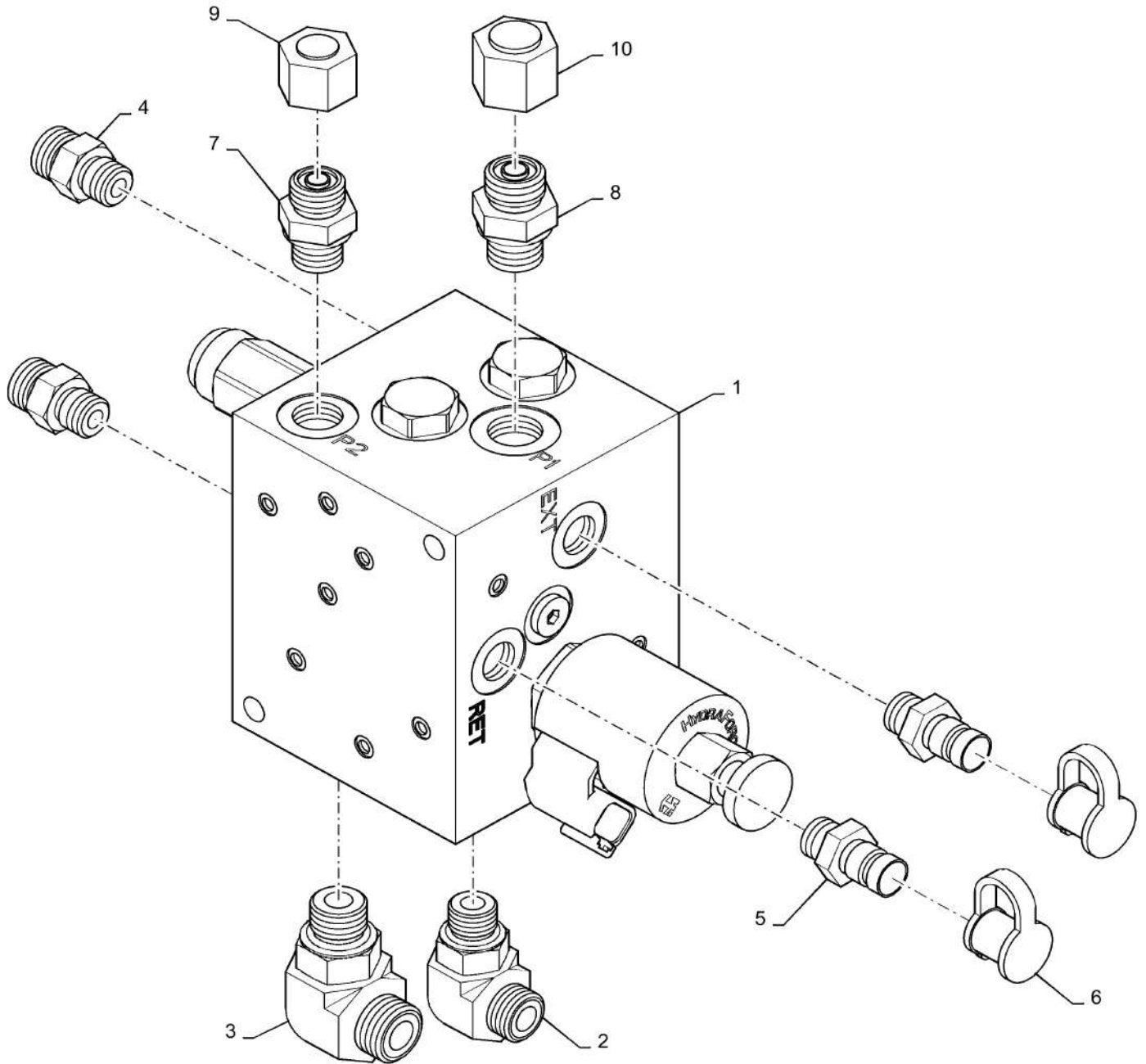
35.440.BC

01

p1

10/201
3

MANIFOLD, HYD, UNLOAD AUGER, COVERS, POWER EXTENSIONS



MANIFOLD, HYD, UNLOAD AUGER, COVERS, POWER EXTENSIONS

REF FN	PART NUMBER	YR/SN	QTY DESCRIPTION
1	87485406		1 HYDRAULIC MANIFOLD See Page 35.440.06(04)
2	86579687		1 90 ELBOW
3	86579691		1 ELBOW 90°, 13/16"-18 ORFS x M18 x 1.5 ORB
4	9993143		2 HYD CONNECTOR 11/16"-16 ORFS x 9/16"-18 ORB
5	84320565		2 COUPLING M14 x 1.5
6	86502604		2 DUST CAP
7	86579672		1 HYD CONNECTOR 11/16"-16 ORFS x M16 x 1.5 ORB
8	86579676		1 HYD CONNECTOR 13/16"-16 ORFS x M18 x 1.5 ORB
9	9625546		1 CAP 11/16"-16 ORFS
10	9840575		1 CAP 13/16"-16 ORFS
			7230 8230 9230

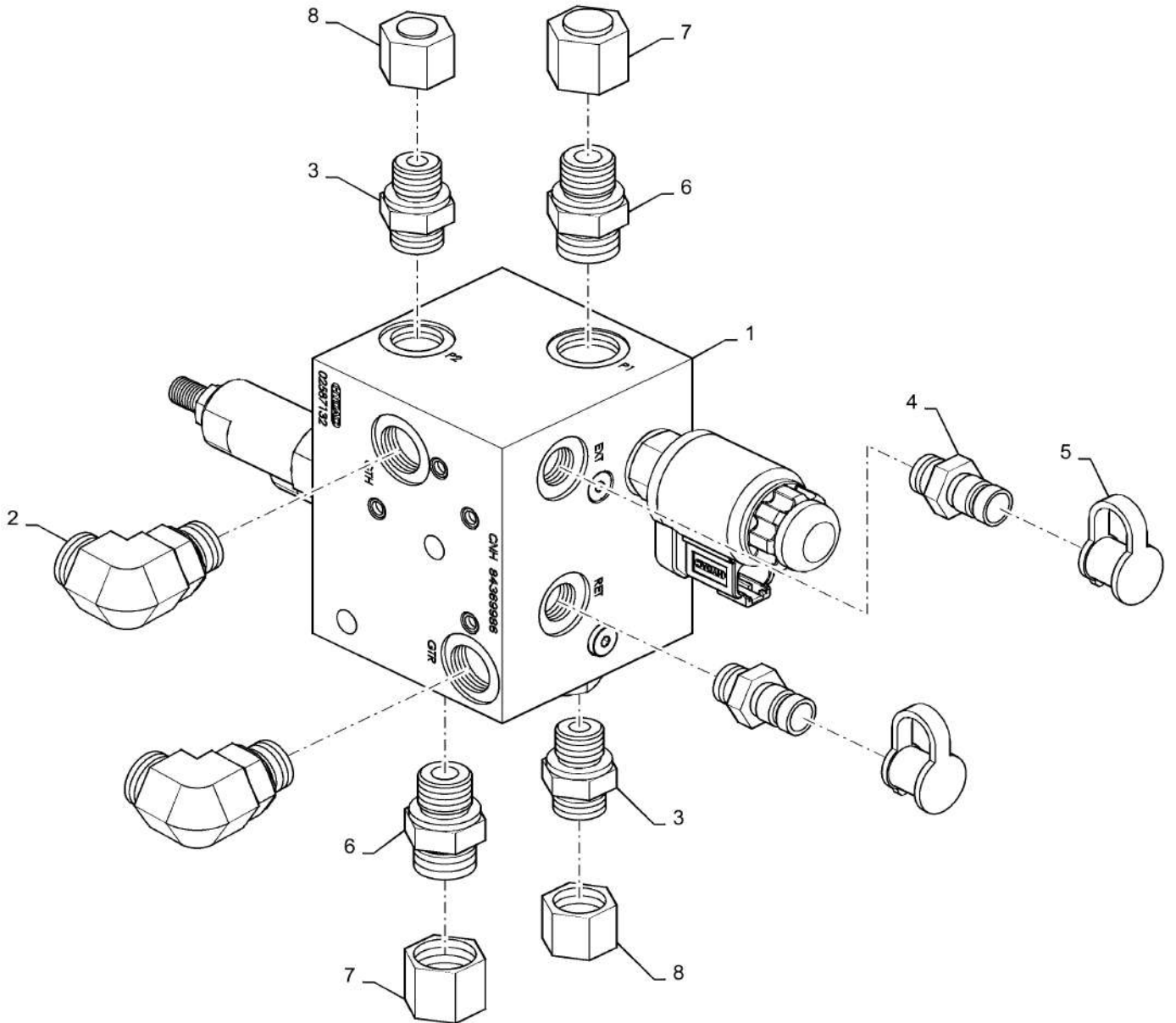
35.440.BC

02

p1

10/201
3

MANIFOLD, HYD, UNLOAD AUGER, HC, COVERS, POWER EXTENSIONS



35.440.BC

02

p1

10/201
3**MANIFOLD, HYD, UNLOAD AUGER, HC, COVERS, POWER EXTENSIONS**

REF FN	PART NUMBER	YR/SN	QTY DESCRIPTION
1	84369986		1 HYDRAULIC MANIFOLD See Page 35.440.06(05)
2	86579687		2 90 ELBOW
3	86579672		2 HYD CONNECTOR 11/16"-16 ORFS x M16 x 1.5 ORB
4	84320565		2 COUPLING M14 x 1.5
5	86502604		2 DUST CAP
6	86579676		2 HYD CONNECTOR 13/16"-16 ORFS x M18 x 1.5 ORB
7	9840575		2 CAP 13/16"-16 ORFS
8	9625546		2 CAP 11/16"-16 ORFS
			7230 8230 9230

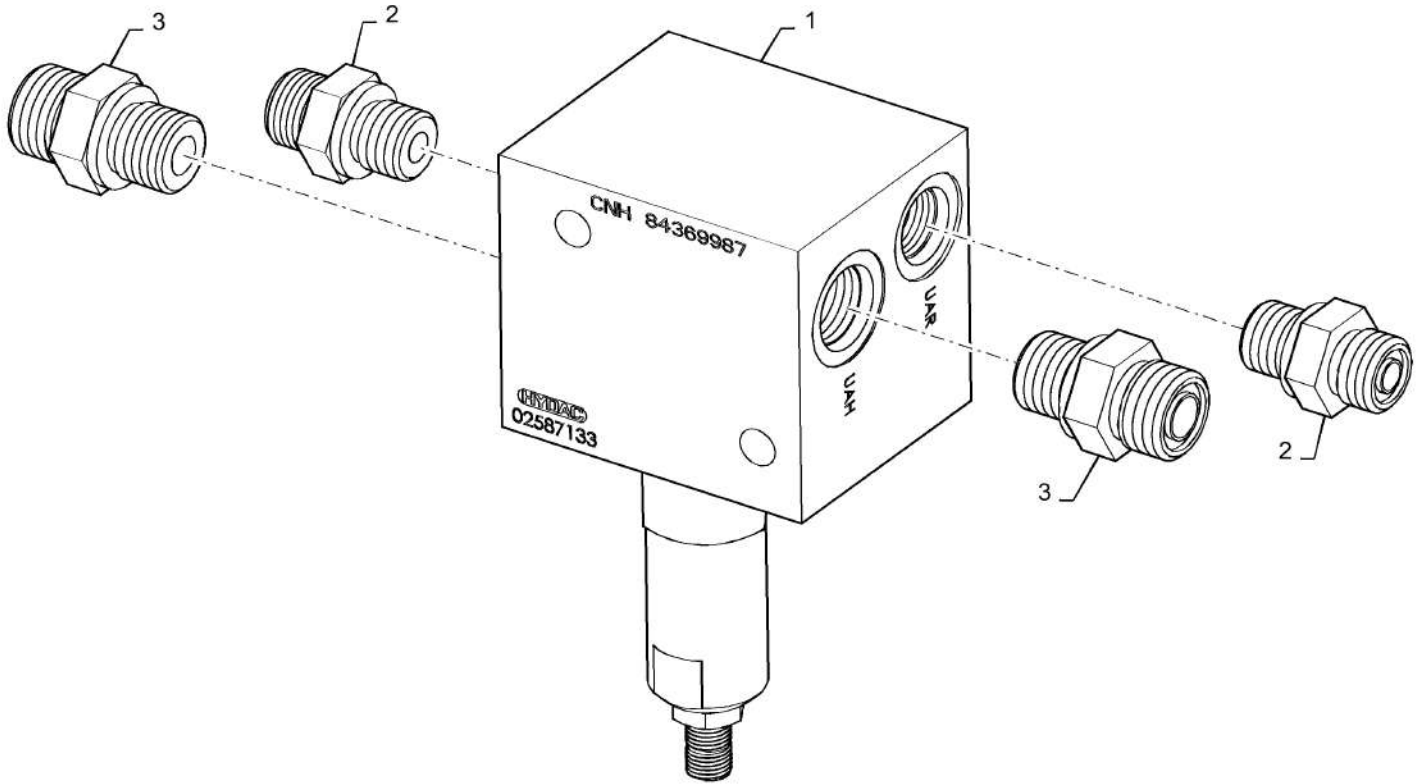
35.440.BC

03

p1

10/201
3

MANIFOLD, HYD, UNLOAD AUGER, HC, MAN EXTENSIONS



35.440.BC

03

p1

10/201
3

MANIFOLD, HYD, UNLOAD AUGER, HC, MAN EXTENSIONS

REF FN	PART NUMBER	YR/SN	QTY DESCRIPTION
1	84369987		1 HYDRAULIC MANIFOLD See Pges 35.440.06(06) For Breakdown
3	86579676		2 HYD CONNECTOR 13/16"-16 ORFS x M18 x 1.5 ORB
			7230 8230 9230

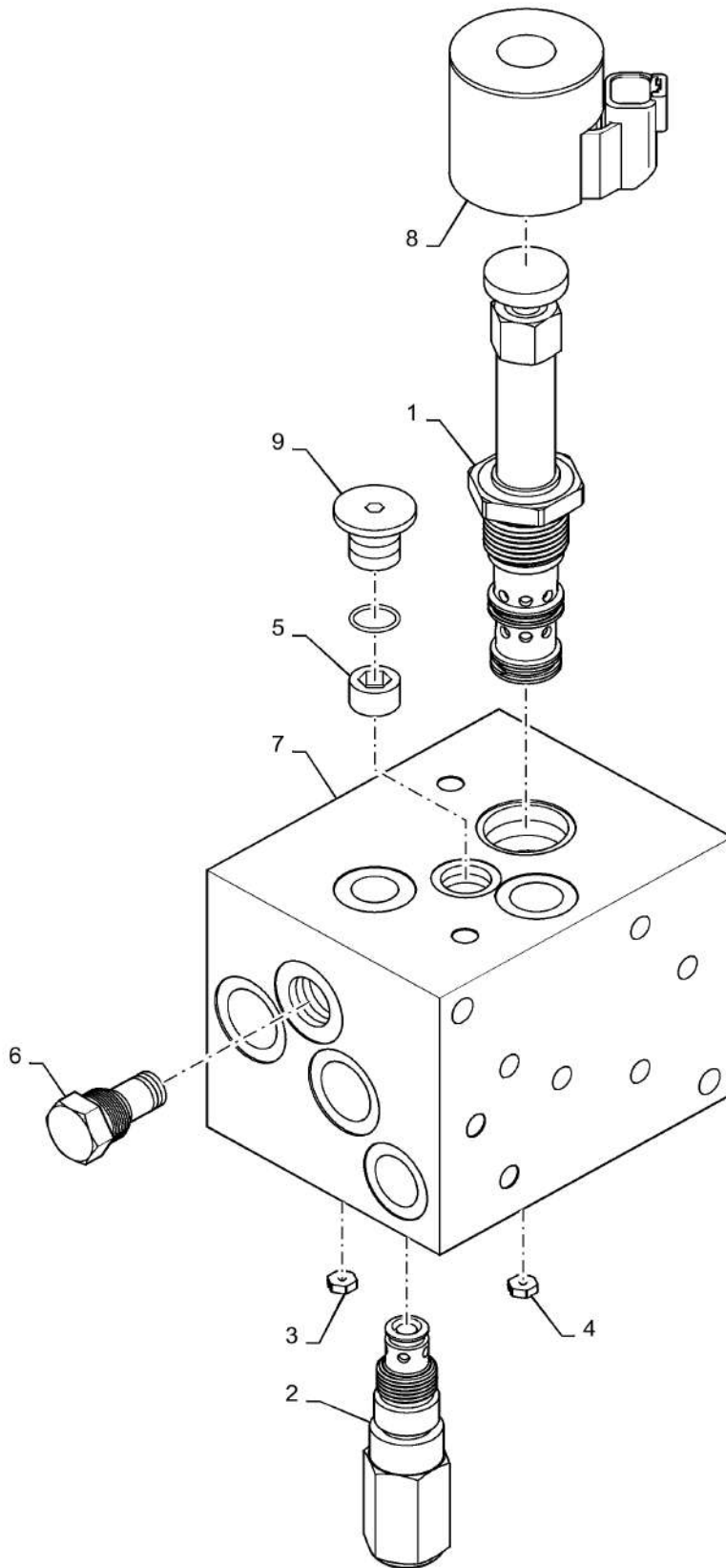
35.440.BC

04

p1

10/201
3

MANIFOLD, STANDARD COVERS, POWER EXTENSIONS BREAKDOWN



35.440.BC

04

p1

10/201
3

MANIFOLD, STANDARD COVERS, POWER EXTENSIONS BREAKDOWN

REF FN	PART NUMBER	YR/SN	QTY DESCRIPTION
1	84227086		1 SOLENOID VALVE
2	84385565		1 PRESSURE RELIEF VALVE
3	84227092		1 ORIFICE Orifice Plate, .035
4	84227093		1 ORIFICE Orifice Plate, .025
5	87227094		1 ORIFICE Orifice Plate, .033
6	87269963		1 VALVE SECTION Check Valve
7	84391653		1 CONTROL VALVE Shuttle Valve
8	84227091		1 COIL
9	278548		1 PLUG Hex Soc, 7/16"-20 ORB
			7230 8230 9230

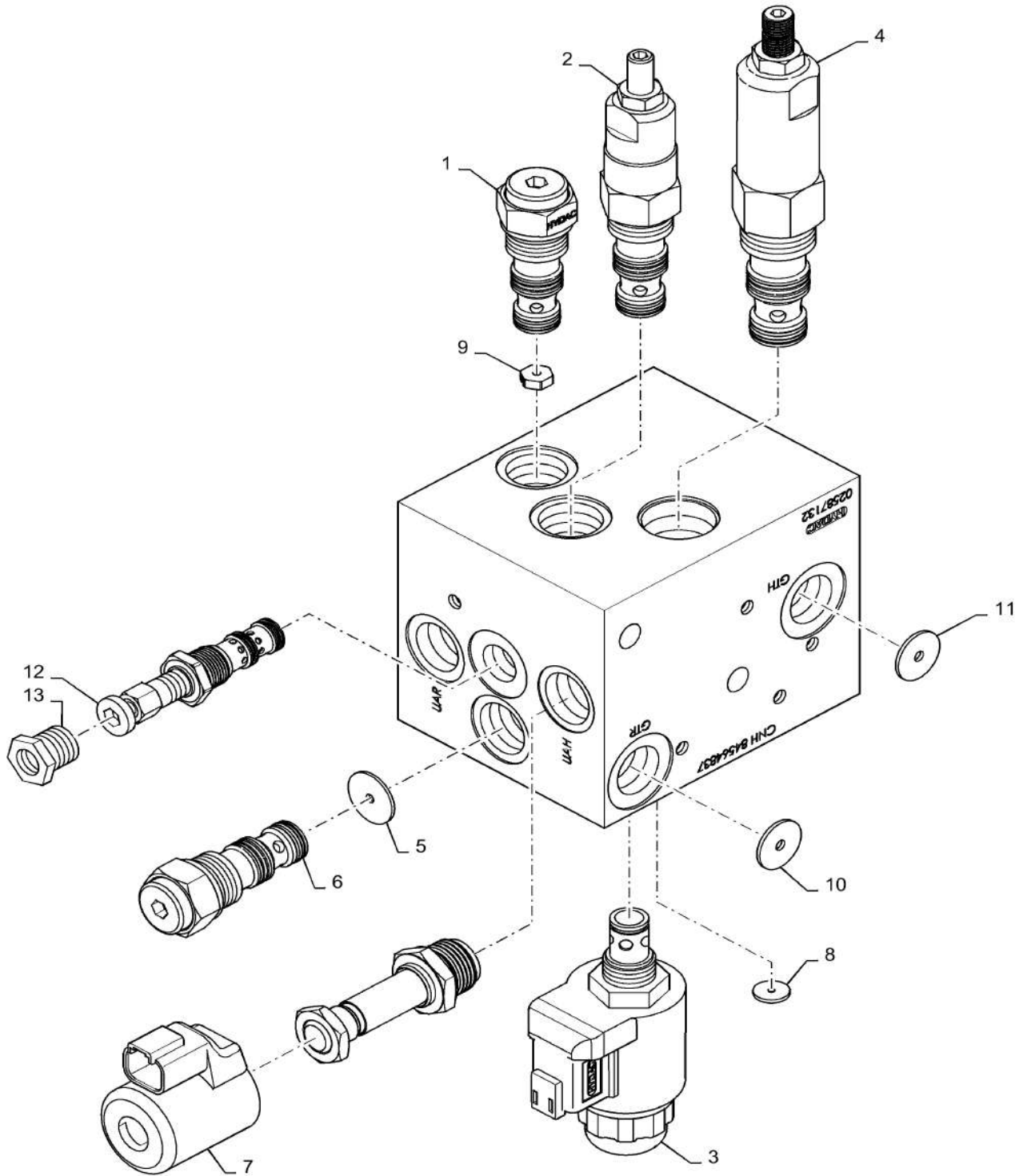
35.440.BC

05

p1

10/201
3

MANIFOLD, HC COVERS, POWER EXTENSIONS BREAKDOWN



35.440.BC

05

p1

10/201
3**MANIFOLD, HC COVERS, POWER EXTENSIONS BREAKDOWN**

REF FN	PART NUMBER	YR/SN	QTY DESCRIPTION
	84564837		1 HYDRAULIC MANIFOLD Complete, Includes 1-13
1	NSS		1 NOT SERVICED SEPARATELY Order Complete
2	84564838		1 PRESSURE RELIEF VALVE
3	NSS		1 NOT SERVICED SEPARATELY Order Complete
4	84552587		1 VALVE
5	84552567		1 CHECK VALVE
6	NSS		1 NOT SERVICED SEPARATELY
7	87736063		1 COIL
8	84552571		1 ORIFICE .84mm
9	84552574		1 ORIFICE 1.2mm
10	84552575		1 ORIFICE .64mm
11	84552576		1 ORIFICE .89mm
12	84552577		1 CHECK VALVE
13	84552565		1 HEX PLUG
			7230 8230 9230

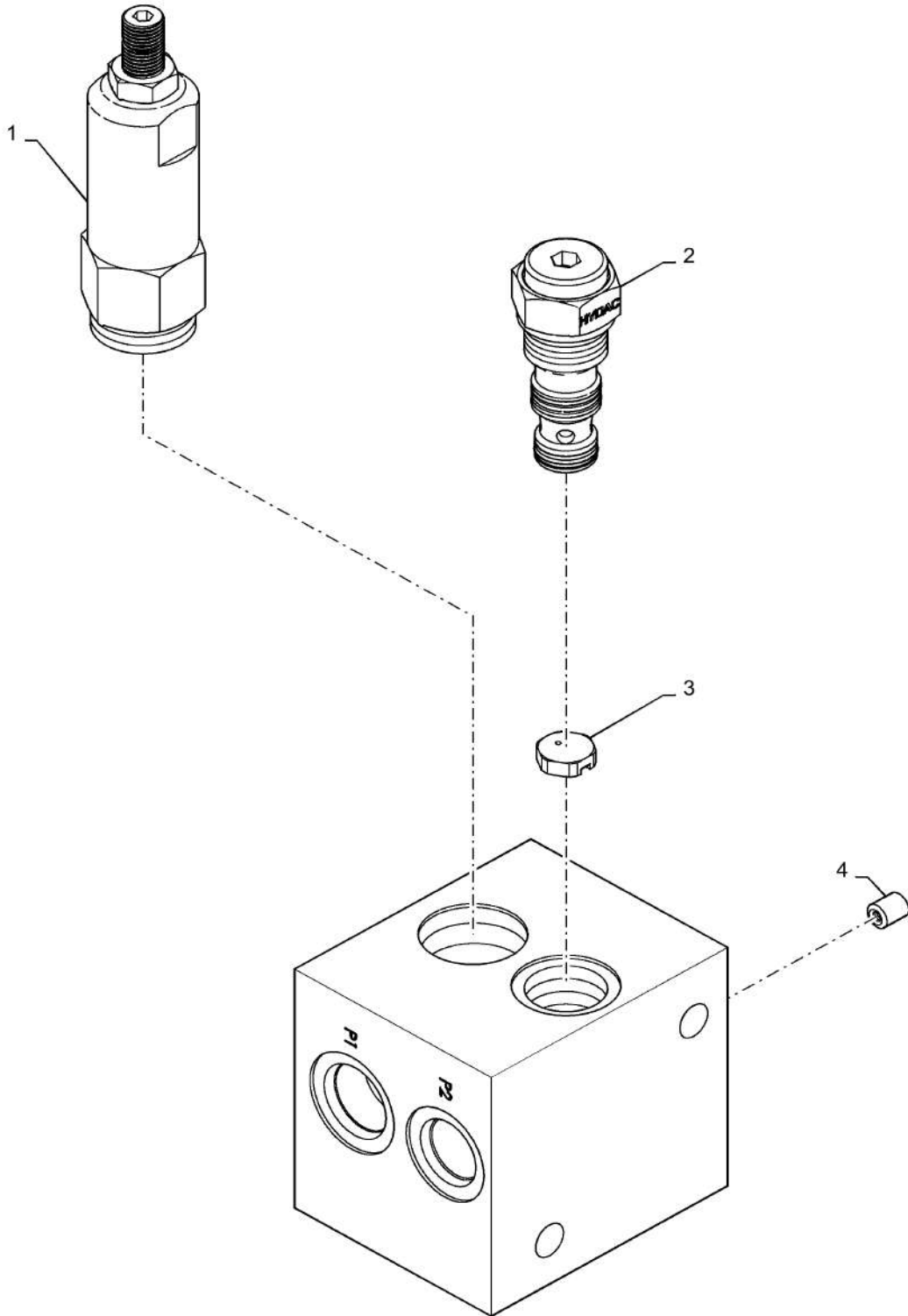
35.440.BC

06

p1

10/201
3

MANIFOLD, HC COVERS, MANUAL EXTENSIONS BREAKDOWN



35.440.BC

06

p1

10/201
3

MANIFOLD,HC COVERS, MANUAL EXTENSIONS BREAKDOWN

REF FN	PART NUMBER	YR/SN	QTY DESCRIPTION
1	84552587		1 VALVE
2	84552588		1 CHECK VALVE
3	84552574		1 ORIFICE 1.2mm
4	84552589		1 ORIFICE 1/4-20 2.5mm
			7230 8230 9230

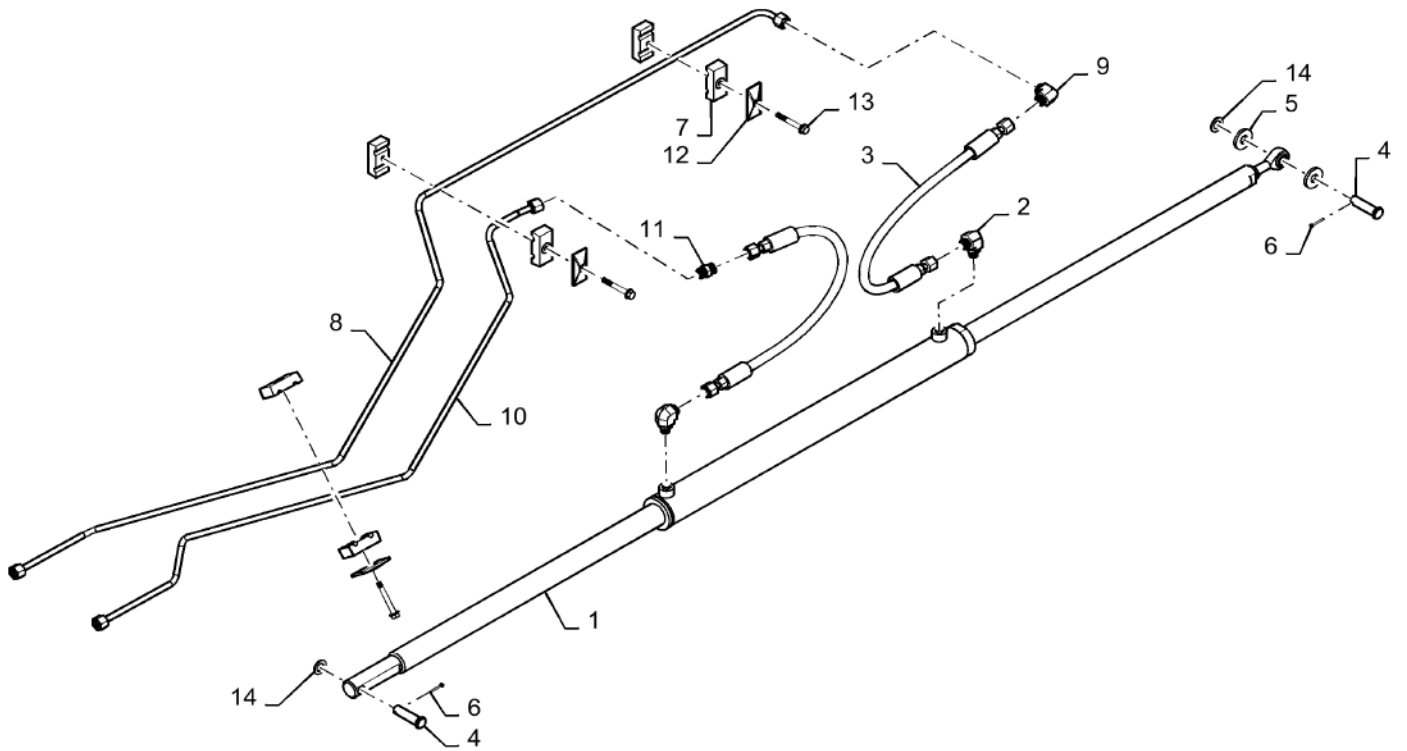
35.440.BE

01

p1

10/201
3

HYDRAULICS, LC VERSION, GRAIN COVER



35.440.BE

01

p1

10/201
3**HYDRAULICS, LC VERSION, GRAIN COVER**

REF FN	PART NUMBER	YR/SN	QTY DESCRIPTION
1	84191901		1 CYLINDER ASSY.
	84191901R		1 REMAN-HYD CYLINDER 7230, 8230, 9230, All TIER 4 COMMON CAB (1/13-)
	84191901C		CORE-HYD CYLINDER Return Number
2	86579686		2 ELBOW 90°, 13/16-16-16 X M16 X 1.5
3	84204125		4 HOSE ASSY.
4	84077752		2 CLEVIS PIN
5	496-41066		2 WASHER 21/32" x 1 1/2" x .188", HDN
6	130004		2 COTTER PIN M3.2 x 25
7	86988833		3 CLAMP
8	84329753		1 HYD. TUBE
9	87564749		1 ELBOW 90°, 11/16"-16, ORFS
10	84329755		1 HYD. TUBE
11	84431546		2 UNION 11/16"-16 ORFS
12	87000230		7 PLATE
13	87670761		3 BOLT
14	13507701		2 WASHER 16.4mm ID x 27.00mm OD x 2.00mm, CST, ZND
			7230 8230 9230

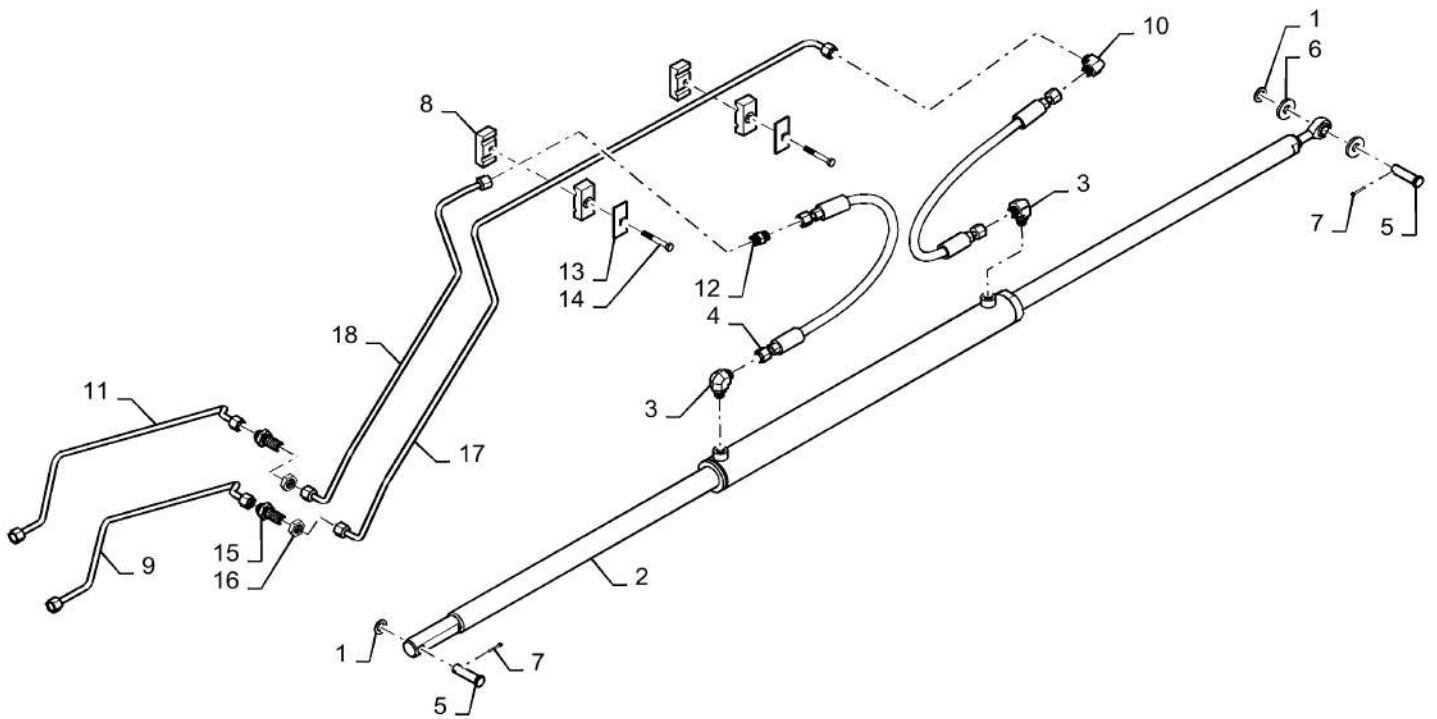
35.440.BE

02

p1

10/201
3

HYDRAULICS, HC VERSION, GRAIN COVER



35.440.BE

02

p1

10/201
3**HYDRAULICS, HC VERSION, GRAIN COVER**

REF FN	PART NUMBER	YR/SN	QTY DESCRIPTION
1	13507701		2 WASHER 16.4mm ID x 27.00mm OD x 2.00mm, CST, ZND
2	84191901		1 CYLINDER ASSY.
	84191901R		1 REMAN-HYD CYLINDER 7230, 8230, 9230, All TIER 4 COMMON CAB (1/13-)
	84191901C		CORE-HYD CYLINDER Return Number
3	86579686		2 ELBOW 90°, 13/16-16-16 X M16 X 1.5
4	84204125		4 HOSE ASSY.
5	84077752		2 CLEVIS PIN
6	496-41066		2 WASHER 21/32" x 1 1/2" x .188", HDN
7	130004		2 COTTER PIN M3.2 x 25
8	86988833		2 CLAMP
9	84402289		1 HYD. TUBE
10	87564749		1 ELBOW 90°, 11/16"-16, ORFS
11	84402291		1 HYD. TUBE
12	84431546		2 UNION 11/16"-16 ORFS
13	87000230		6 PLATE
14	120061		2 BOLT Hex, M8 x 60, 8.8
15	86978770		2 UNION 11/16"-6 ORFS, Blkd
16	87010704		2 BHD LOCK NUT 11/16"-16, Blkhd
17	84346362		1 HYD. TUBE
18	84346364		1 HYD. TUBE
			7230 8230 9230

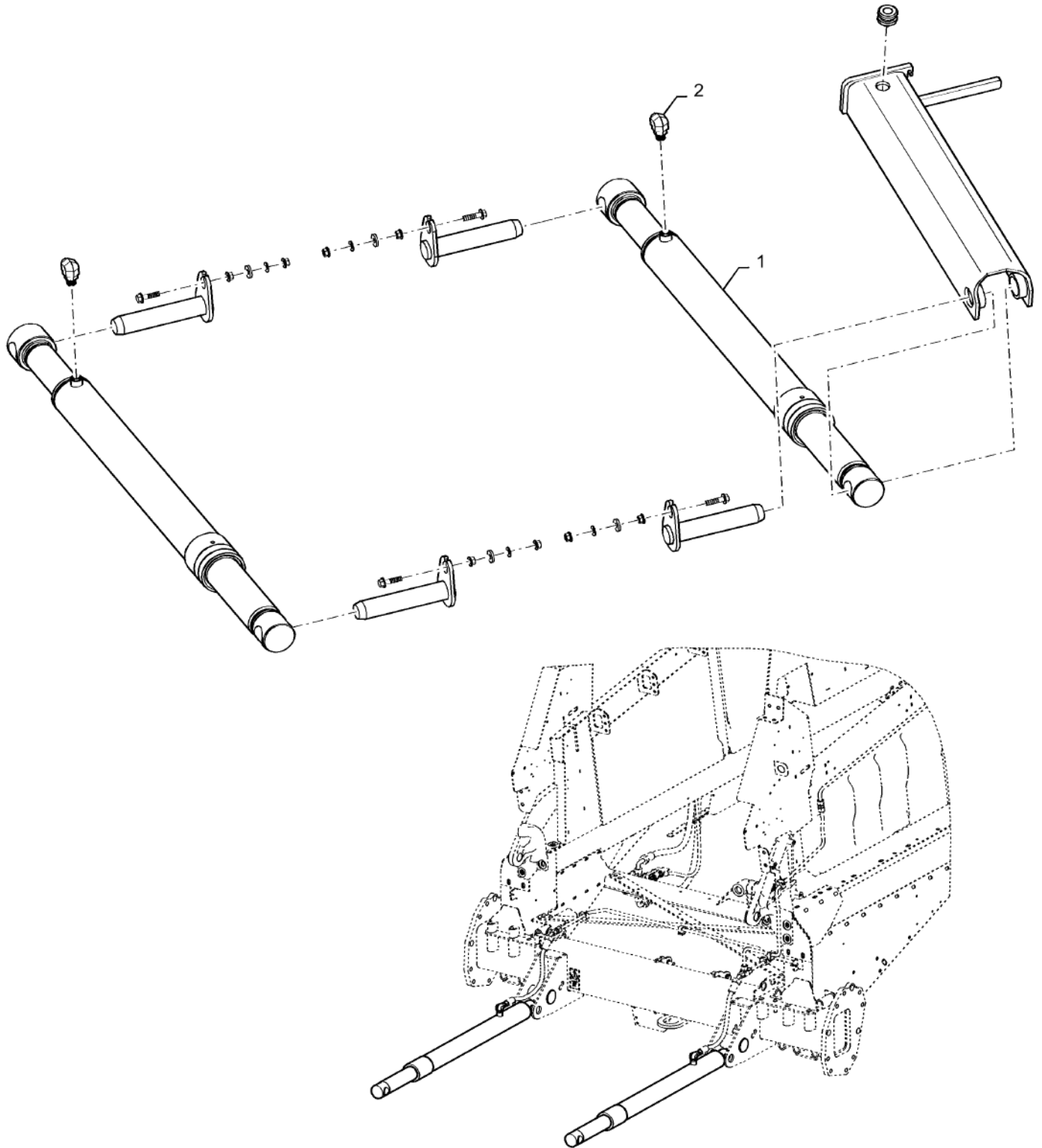
35.536.AA

01

p1

10/201
3

CYLINDER, FEEDER LIFT



35.536.AA

01

p1

10/201
3

CYLINDER, FEEDER LIFT

REF FN	PART NUMBER	YR/SN	QTY DESCRIPTION
1	87282426		2 CYLINDER NA
	87282426R		2 REMAN-HYD CYLINDER 7230, 8230, 9230, All TIER 4 COMMON CAB (1/13-)
	87282426C		CORE-HYD CYLINDER Return Number
1	84282579		2 LIFT CYLINDER EU
1	84263630		2 LIFT CYLINDER HEAVY DUTY LIFT CYLINDERS
2	86579691		2 ELBOW 90°, 13/16"-18 ORFS x M18 x 1.5 ORB
			7230 8230 9230

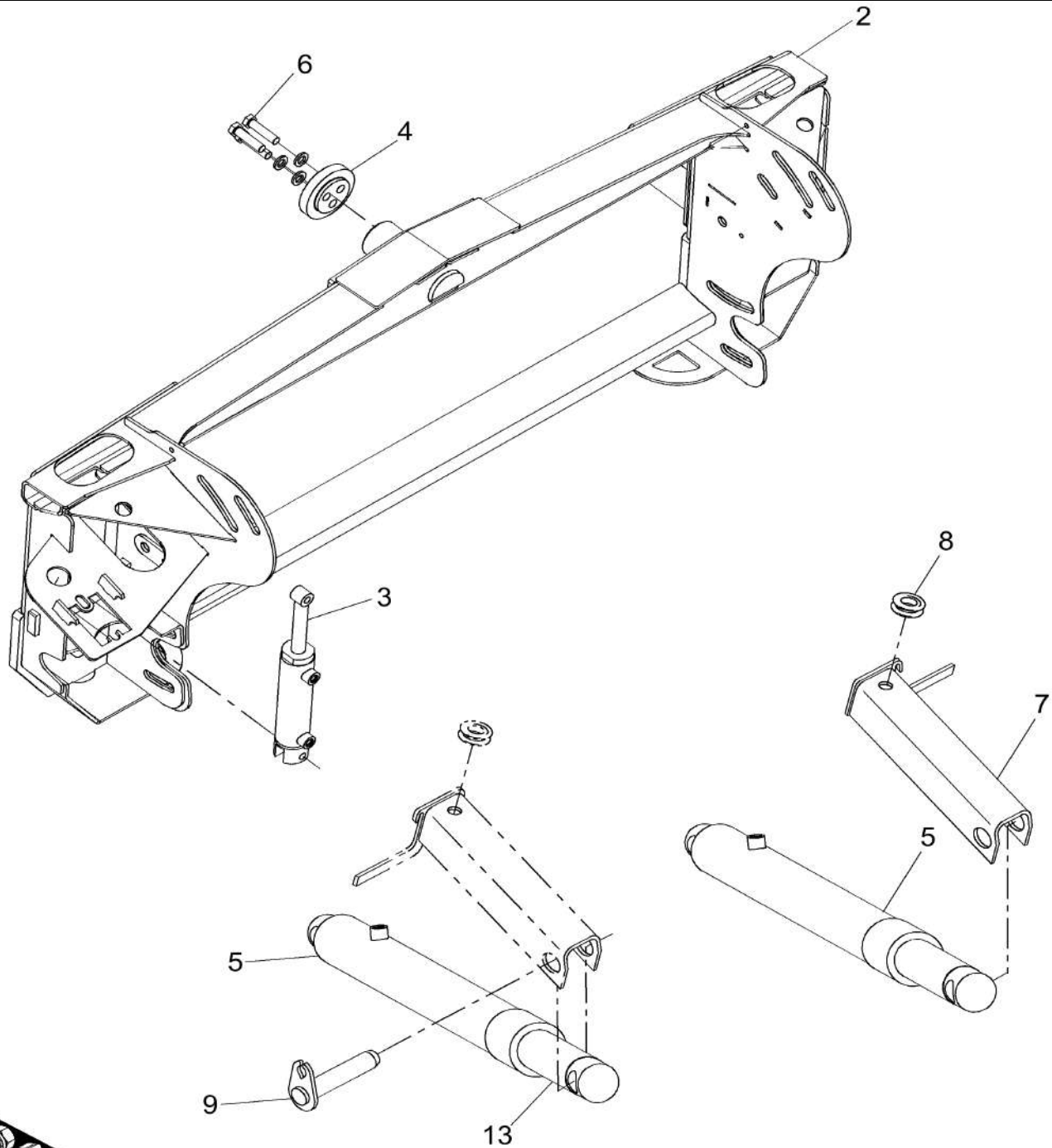
35.536.AA

02

p1

10/201
3

HEAVY DUTY FEEDER LIFT



10
11
12



35.536.AA

02

p1

10/201
3**HEAVY DUTY FEEDER LIFT**

REF FN	PART NUMBER	YR/SN	QTY DESCRIPTION
2	87751025		1 FEEDER Adapter
3	87753846		1 CYLINDER Lateral Tilt, Heavy Duty, NA
3	87758705		1 CYLINDER LATER TILT, HEAVY DUTY, EU
4	87715218		1 PLATE
5	84263630		2 LIFT CYLINDER Feeder Lift, Heavy Duty; See Also Ref 10
6	87742368		3 12 PT SCREW M20 x 1.5 x 70mm, Class 10.9
7	87732739		1 CHANNEL
8	87107921		1 GROMMET
9	87471285		4 PIN ASSY.
10	87751028		1 DIA KIT, HARVESTER HD Feeder Adaptor, Cylinders, And Pins, NA and INS
11	84134532		1 SERVICE KIT HD Feeder Adaptor, Cylinders, And Pins, EU Only
12	NA		1 NOT SERVICED
13	84233721		2 CYLINDER END CAP Cap Cylinder End

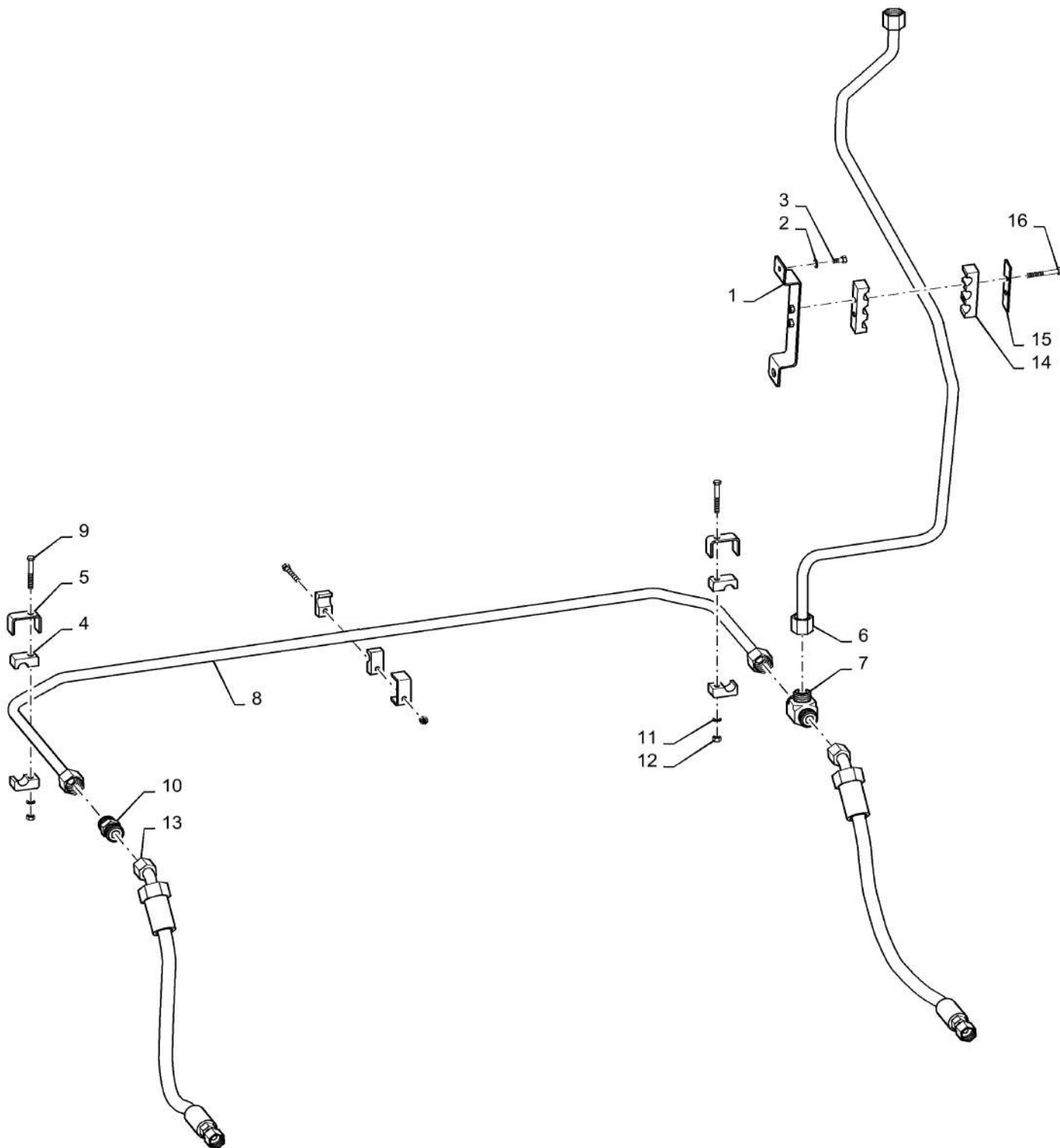
7230 8230 9230

35.536.AB

p1

10/201
3

HYDRAULICS FEEDER LIFT



HYDRAULICS FEEDER LIFT

REF FN	PART NUMBER	YR/SN	QTY DESCRIPTION
1	87281787		1 SUPPORT TUBE Feeder Lift Tube Support Bracket
2	322358		1 BELLEVILLE WASHER M8
3	120104		1 BOLT Hex, M8 x 1.25 x 20mm, CI 8.8, Full Thd
4	433007		6 CLAMP
5	433100		3 SUPPORT
6	87000417		1 HYD. TUBE 0.625" OD Feeder Lift Mid
7	84989665		1 TEE 1"-14 ORFS
8	87000419		1 HYD. TUBE 0.625" OD Feeder Lift Lower
9	120056		3 BOLT Hex, M6 x 1 x 50mm, CI 8.8
10	84431473		1 HYD CONNECTOR 1"-14 ORFS
11	322357		2 BELLEVILLE WASHER M6
12	353308		3 NUT M6 x 1, CI 8
13	87105740		2 FLEXIBLE HOSE Feeder Lift Cylinder Hose
14	84332223		1 RUBBER PAD
15	84340688		1 PLATE
16	120061		2 BOLT Hex, M8 x 60, 8.8
17	84442647		1 SAFETY VALVE EU only, Not Shown

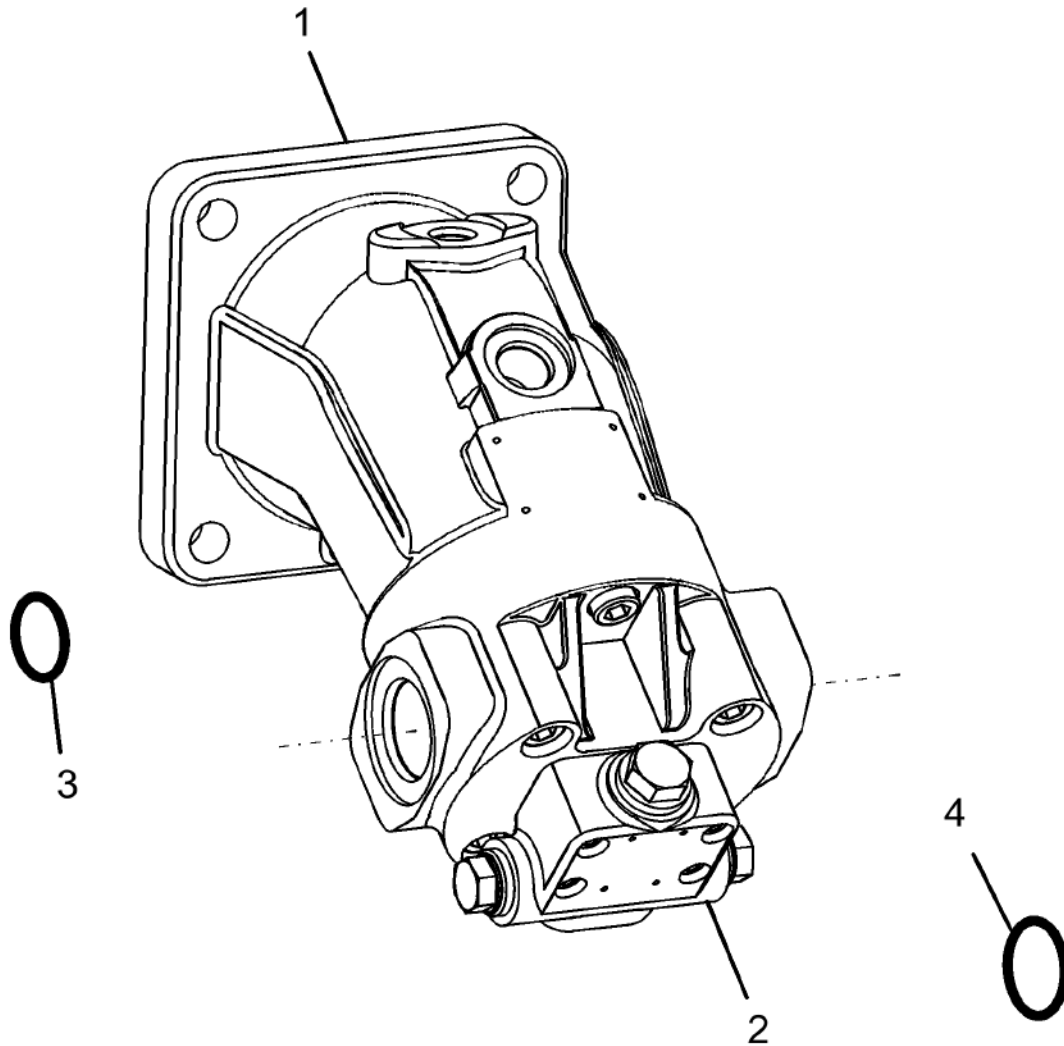
7230 8230 9230

35.536.AJ

p1

10/201
3

MOTOR, HYDRAULIC - ROTOR



35.536.AJ

p1

10/201
3

MOTOR, HYDRAULIC - ROTOR

REF FN	PART NUMBER	YR/SN	QTY DESCRIPTION
1	87310111		1 MOTOR, HYDRAULIC
2	87283442		1 VALVE Motor Flush
3	236535		1 O-RING 0.362" ID x 0.568" OD x 0.103"
4	87016958		2 O-RING 0.424" ID x 0.63" OD x 0.103"
5	87283441		1 SEAL KIT For Ref 1
6	87662557		1 SENSOR *Not Shown* Rotor Motor Speed
7	86639056		1 ELBOW 45°, 13/16"-18 ORFS x M18 x 1.5 ORB *Not Shown*

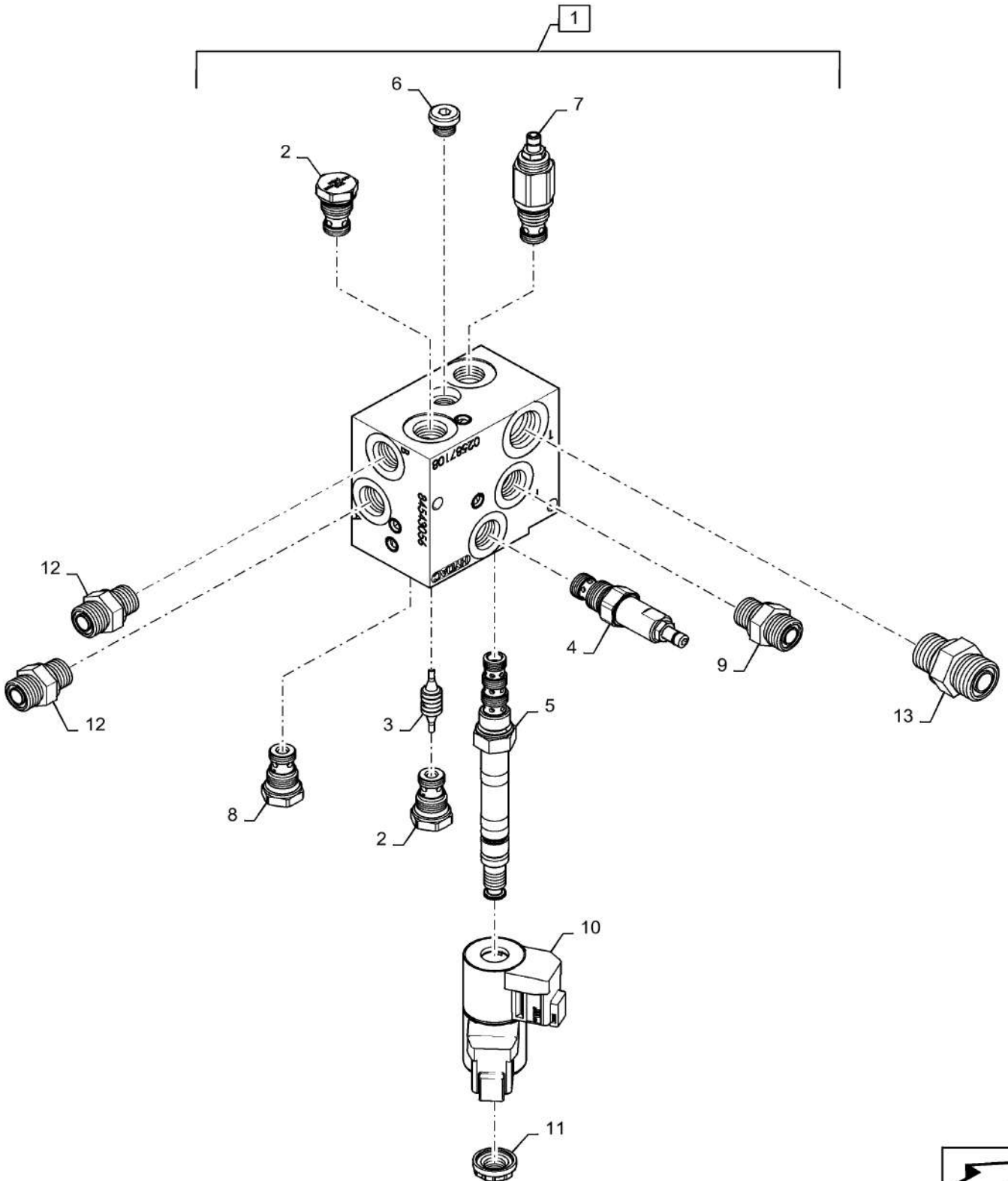
7230 8230 9230

35.568.AA

p1

10/201
3

HYDRAULIC VALVE, KNIFE ASSY



35.568.AA

p1

10/201
3

HYDRAULIC VALVE, KNIFE ASSY

REF FN	PART NUMBER	YR/SN	QTY DESCRIPTION
1	84543056		1 MANIFOLD Counter Knife Bank Valve, Complete, Incl 1 - 11
2	84418718		2 CHECK VALVE 30PSI
3	84418719		1 PISTON Pilot, -6
4	84418720		1 FLOW CONTROL VALVE Pressure Compensated
5	84418721		1 CONTROL VALVE Directional
6	84418722		1 VALVE Shuttle
7	84574689		1 PRESSURE RELIEF VALVE Poppet
8	84418724		1 CHECK VALVE 5 PSI
9	84547961		1 ORIFICE .4"
10	84418716		2 COIL Solenoid
11	84418717		1 NUT Cap/Nut
12	86579671		3 HYD CONNECTOR 11/16"-16 ORFS x M14 x 1.5 ORB
13	86579676		1 HYD CONNECTOR 13/16"-16 ORFS x M18 x 1.5 ORB

7230 8230 9230

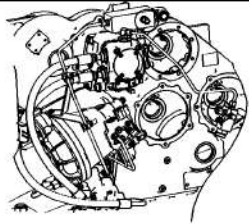
35.780.AD

01

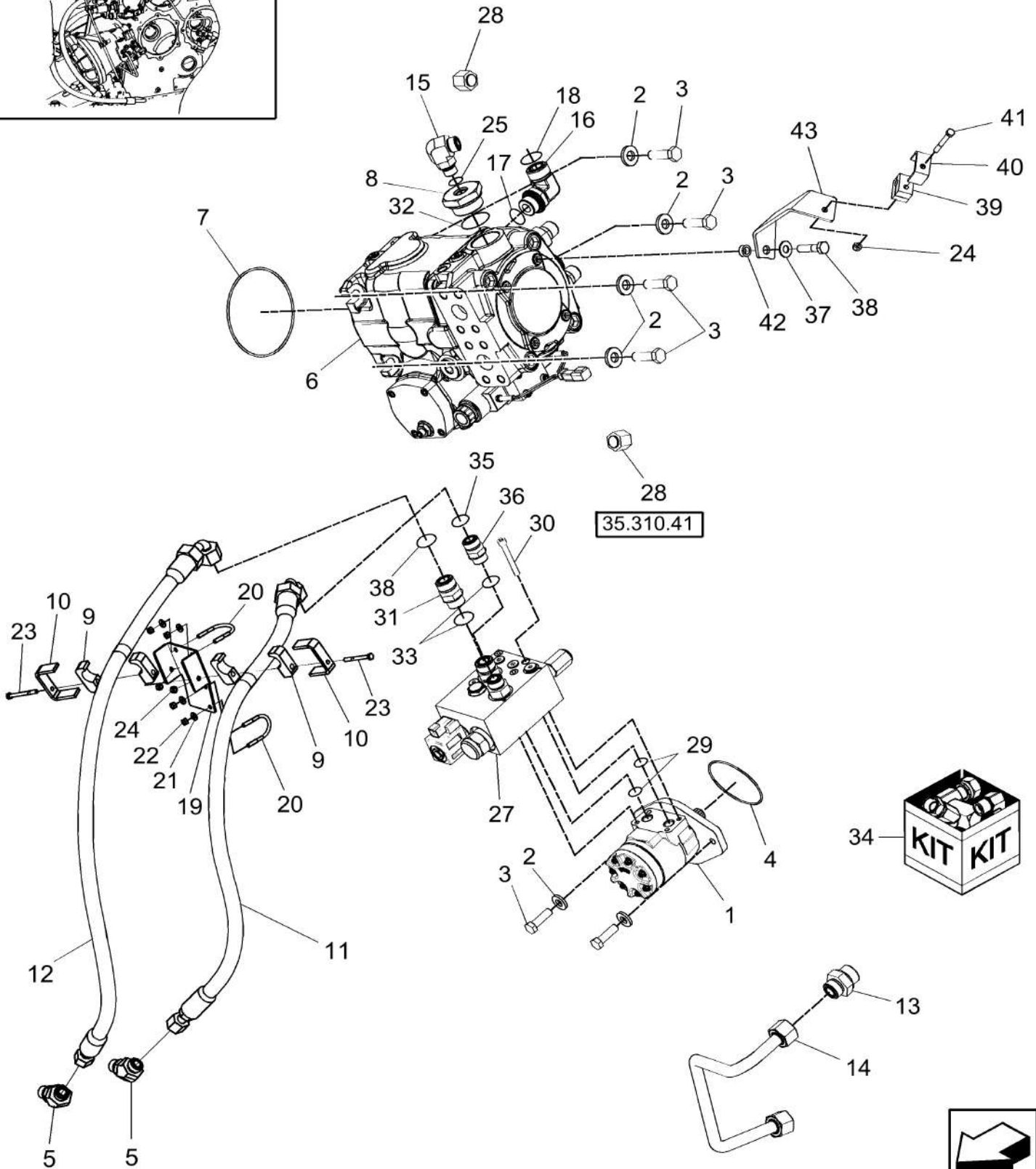
p1

10/201
3

FIXED SPEED - FEEDER/HEADER DRIVE HYDRAULICS



31.114.05



35.310.41



35.780.AD

01

p1

10/201
3**FIXED SPEED - FEEDER/HEADER DRIVE HYDRAULICS**

REF FN	PART NUMBER	YR/SN	QTY DESCRIPTION
1	87284672		1 MOTOR, HYDRAULIC
2	86625256		6 WASHER M12 x 28.5 x 4, HT
3	87022683		6 BOLT Hex, M12 x 40mm, CI 10.9, Full Thd
4	9828498		1 O-RING 3.987" ID x 4.193" OD x 0.103"
5	86639053		AR ELBOW 45°, 1"-14 ORFS x M22 x 1.5 ORB
6	87577618		1 HYDROSTATIC PUMP
7	274336		1 O-RING -158, 70 Duro, 4.737" ID x .103" Thk
8	87607845		1 PLUG
9	457546		4 CLAMP
10	743318		2 SUPPORT
11	87283792		1 HOSE Supply, Reverser
12	87284629		1 FLEXIBLE HOSE Return, Reverser
13	86579683		1 HYD CONNECTOR 1 3/16"-12 ORFS x M33 x 2 ORB
14	87283801		1 HYD. TUBE 0.75" OD Feeder Gearcase Drain
15	86579691		1 ELBOW 90°, 13/16"-18 ORFS x M18 x 1.5 ORB
16	87598659		1 ELBOW
17	87621902		1 O-RING KIT
18	9991976		1 O-RING 0.739" ID x 0.879" OD x 0.07"
19	84176365		1 BRACKET Hose Support
20	799339		2 U-BOLT
21	322357		4 BELLEVILLE WASHER M6
22	9706755		4 NUT M6, CI 8
23	338413		2 BOLT Hex, M6 x 60, 8.8
24	353308		2 NUT M6 x 1, CI 8
25	86598101		1 O-RING 15.3mm ID X 2.2mm
26	9992298		1 O-RING 0.489" ID x 0.629" OD x 0.07"
27	87284673		1 VALVE Reverser
			7230 8230 9230

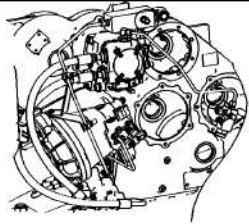
35.780.AD

01

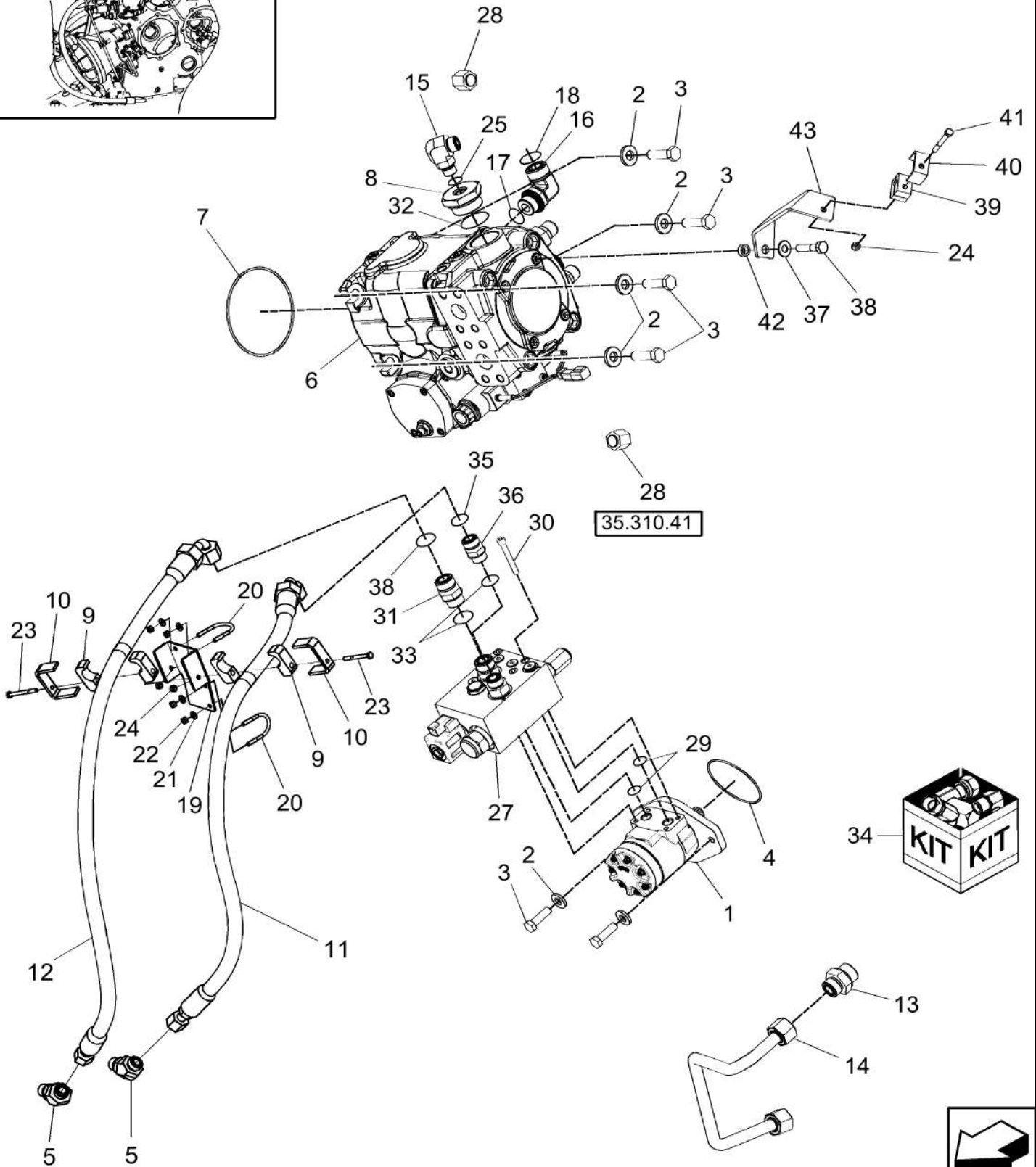
p2

10/201
3

FIXED SPEED - FEEDER/HEADER DRIVE HYDRAULICS



31.114.05



35.780.AD

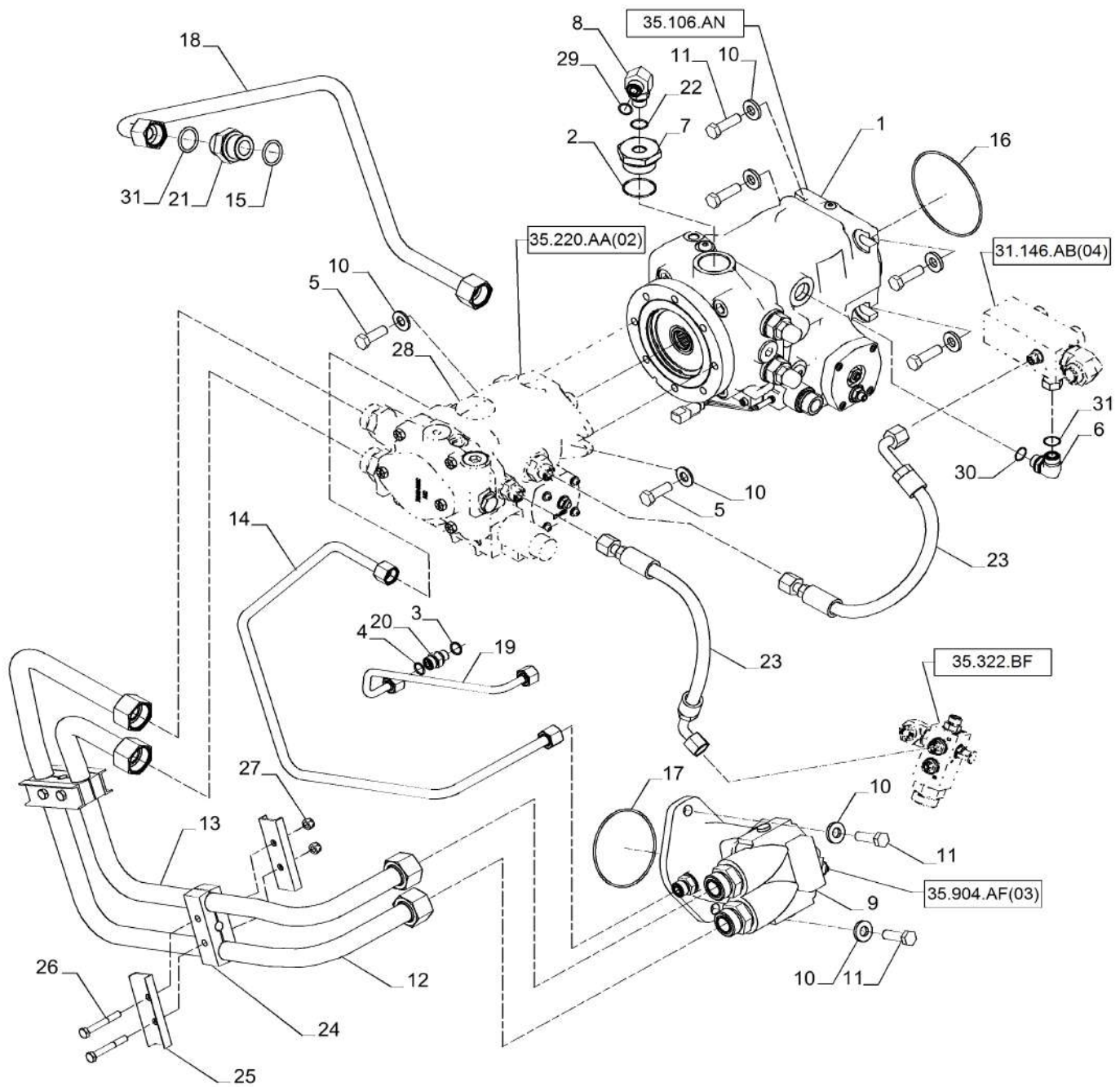
01

p2

10/201
3**FIXED SPEED - FEEDER/HEADER DRIVE HYDRAULICS**

REF FN	PART NUMBER	YR/SN	QTY DESCRIPTION
28	9840575		2 CAP 13/16"-16 ORFS
29	272344		2 O-RING -112, 90 Duro, .487" ID x .103" Thk
30	87302046		4 HEX SOC SCREW M8 x 80mm, CI 8.8
31	86579682		1 HYD CONNECTOR 1 3/16"-12 ORFS x M27 x 2 ORB
32	87621903		1 O-RING KIT 39mm ID x 2mm Width
33	86598103		2 O-RING 23.60mm ID x 2.90mm
34	9807617		AR SEAL KIT For Ref 1 Motor
35	9992069		1 O-RING 0.614" ID x 0.754" OD x 0.07"
36	86597760		1 HYD CONNECTOR 1"-14 ORFS x M27 x 2 ORB
37	140045		1 BELLEVILLE WASHER M10
38	120068		1 BOLT Hex, M10 x 40, 8.8, Full Thd
39	433008		2 CLAMP
40	442340		1 SUPPORT
41	120056		1 BOLT Hex, M6 x 1 x 50mm, CI 8.8
42	87342153		1 SPACER
43	87646029		1 BRACKET, SUPPORTING
			7230 8230 9230

VARIABLE SPEED FEEDER/HEADER DRIVE



35.780.AD

02

p1

10/201
3

VARIABLE SPEED FEEDER/HEADER DRIVE

REF FN	PART NUMBER	YR/SN	QTY	DESCRIPTION
---------------	--------------------	--------------	------------	--------------------

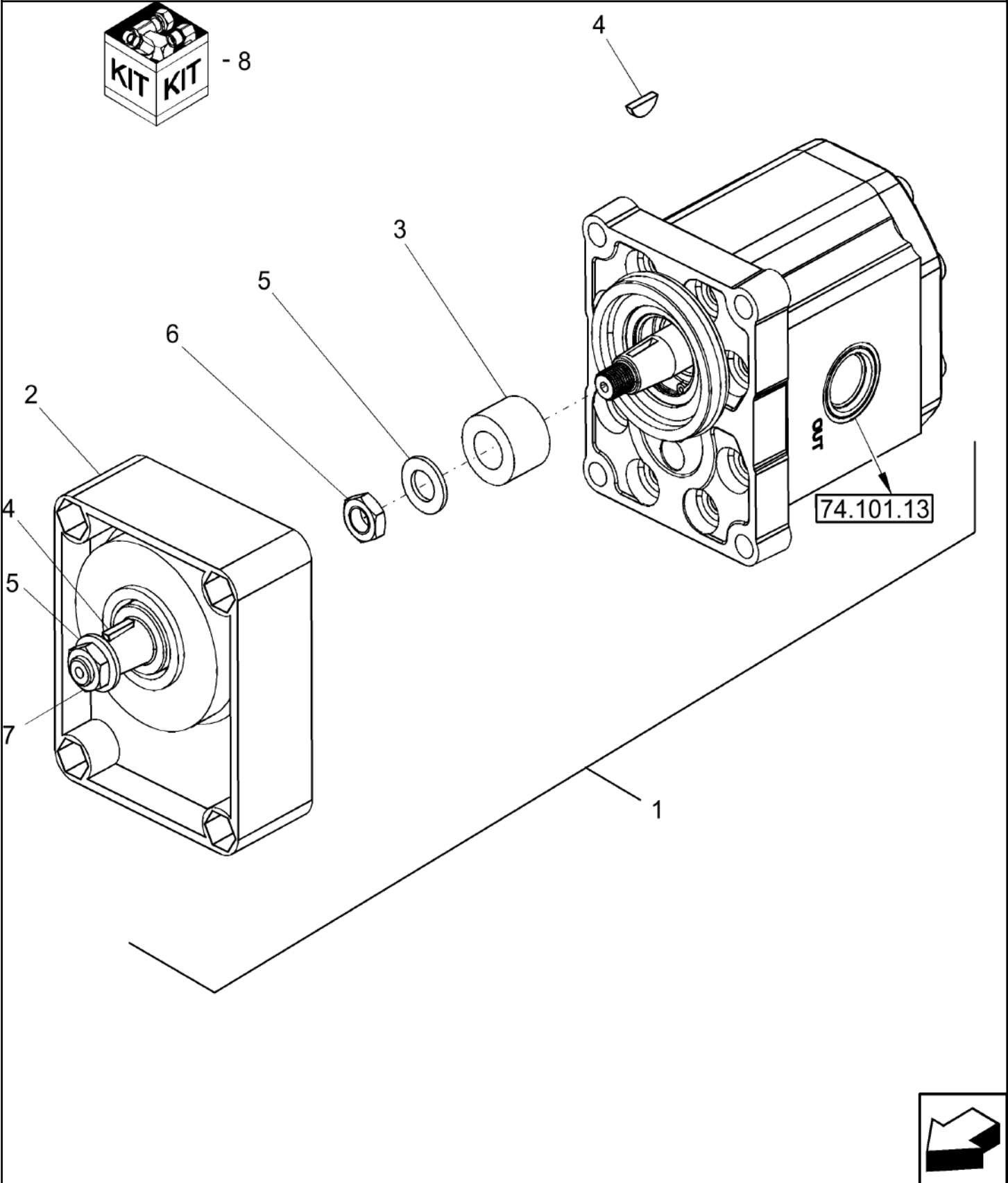
				7230 8230 9230
--	--	--	--	----------------

35.794.AJ

p1

10/201
3

HYDRAULIC MOTOR, CLEANING FAN DRIVE; NARROW TIRE OPTION



35.794.AJ

p1

10/201
3

HYDRAULIC MOTOR, CLEANING FAN DRIVE; NARROW TIRE OPTION

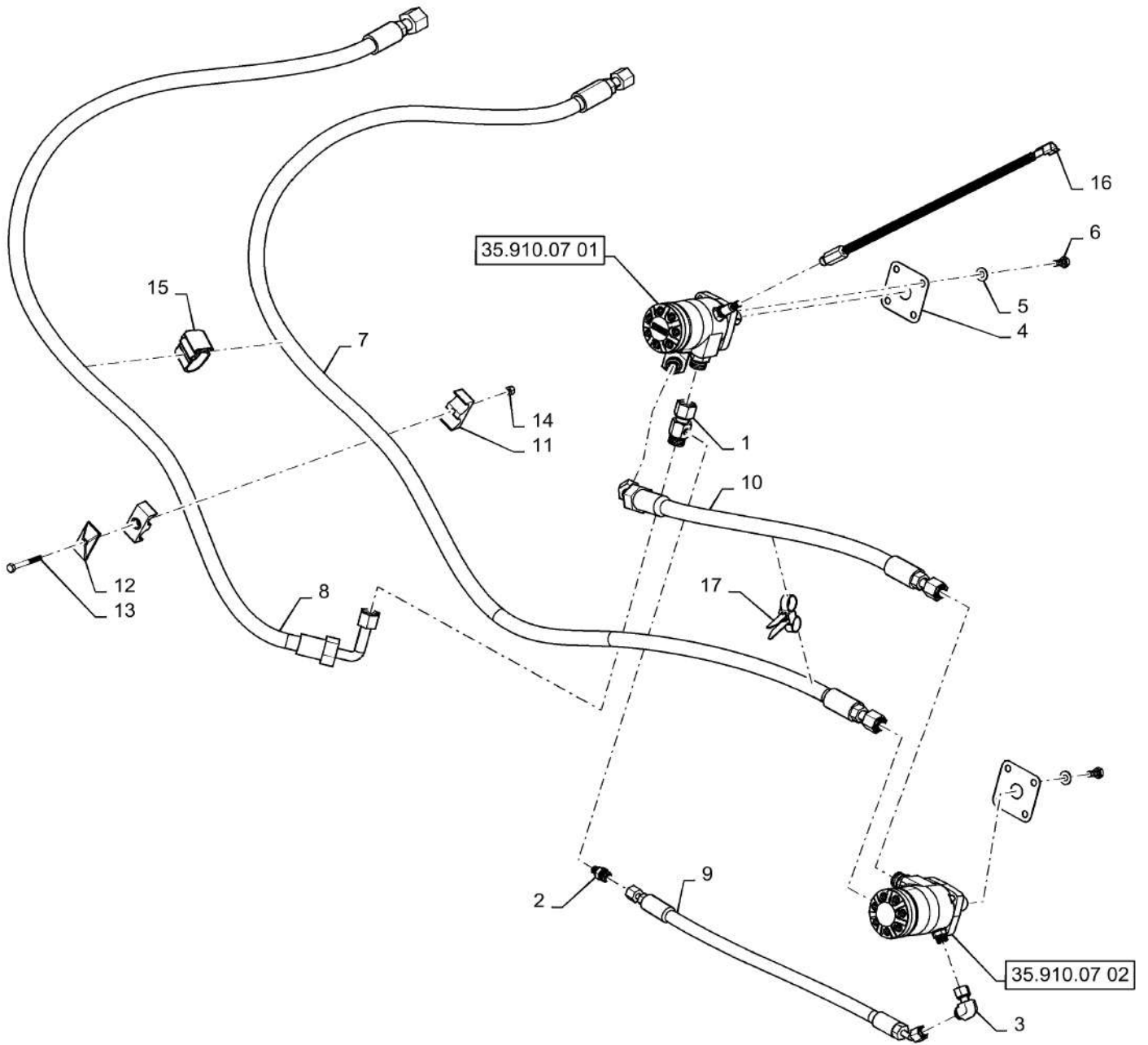
REF FN	PART NUMBER	YR/SN	QTY DESCRIPTION
1	87483975		1 MOTOR, HYDRAULIC Cleaning Fan
2	84141590		1 BEARING ASSY Assy; Incl Refs 4, 5 & 7
3	84141969		1 SHAFT Adapter
4	84139325		2 WOODRUFF KEY Key, Woodruff, 4 x 7.5 mm
5	87016605		2 WASHER M14 x 28 x 2.5
6	829-23414		1 THIN NUT Thin, M14 x 1.5, CI 05
7	86639148		1 NUT M14 x 1.5, CI 8
8	84141980		1 SEAL KIT
			7230 8230 9230

35.796.AC

p1

10/201
3

HYDRAULICS- SPREADER DRIVE



35.796.AC

p1

10/201
3**HYDRAULICS- SPREADER DRIVE**

REF FN	PART NUMBER	YR/SN	QTY DESCRIPTION
1	87722883		1 FITTING 5/8"-10 Fem ORFS x 5/8"-10 M ORFS 5/8 Port (#4 ORB)
2	9840330		1 HYD CONNECTOR 3/8 ORFS-ORB 1/4
3	84989392		1 ELBOW 90°, 11/16"-16 ORFS x 11/16"-16 Fem Sw
4	87531172		2 PLATE
5	140045		8 BELLEVILLE WASHER M10
6	43138		8 BOLT Hex, M10 x 1.5 x 20mm, CI 8.8, Full Thd
7	84490892		1 HYDRAULIC HOSE Spreader Supply
8	84490893		1 HYDRAULIC HOSE Spreader Return
9	84254265		1 HOSE ASSY. Spreader Drain
10	84254267		1 HOSE ASSY. Spreader Int
11	87000924		1 CLAMP
12	87000230		1 PLATE
13	300510		1 SCREW Hex, M8 x 1.25 x 65mm, CI 8.8
14	86629542		1 NUT M8 x 1.25, CI 8
15	84177788		1 SECURING STRAP
16	87662556		1 SENSOR Spreader Speed
17	327144A1		1 CLAMP Dual Tie

7230 8230 9230

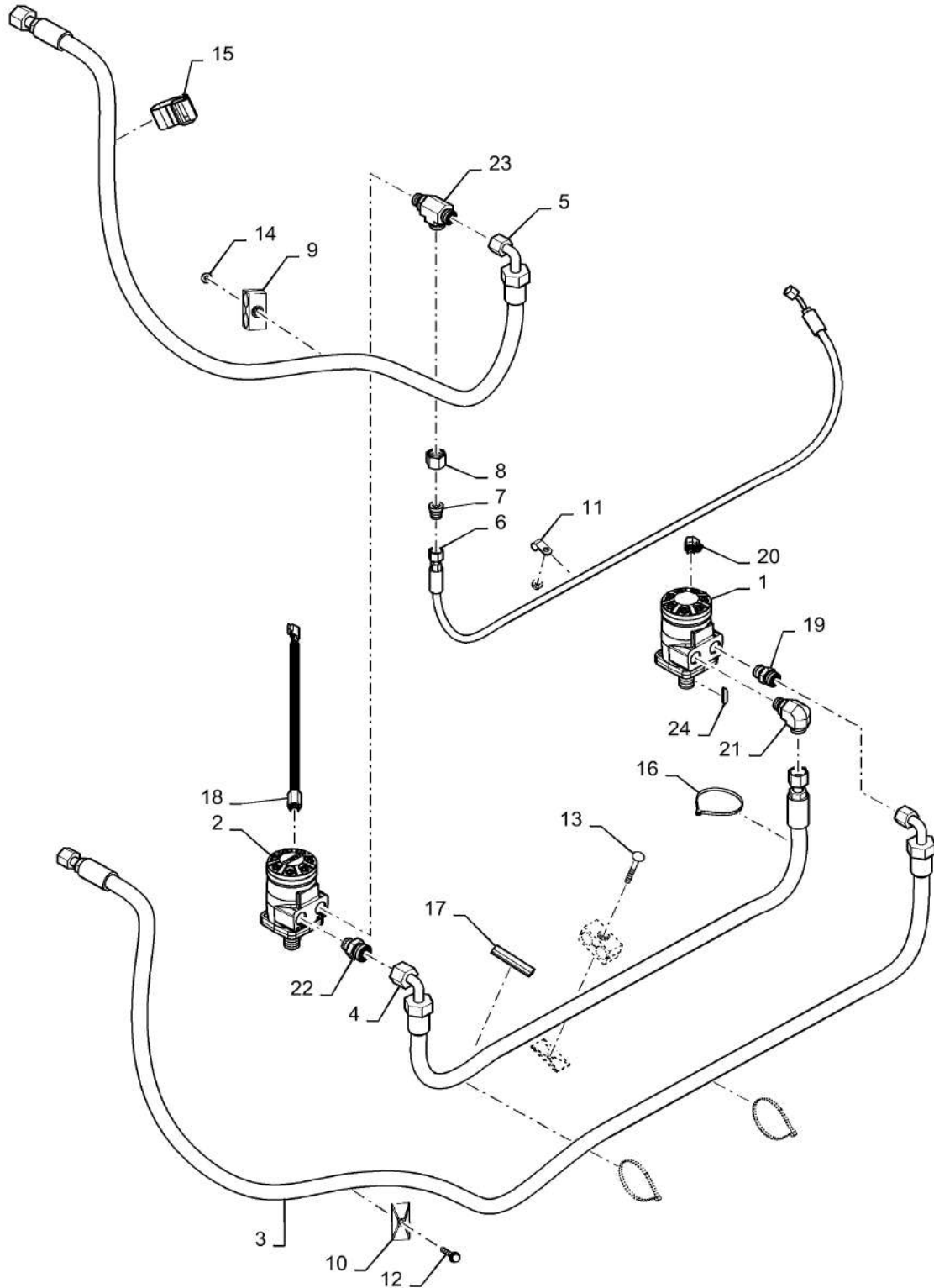
35.796.AC

01

p1

10/201
3

CHAFF SPREADER, HYDRAULIC SYSTEM



35.796.AC

01

p1

10/201
3**CHAFF SPREADER, HYDRAULIC SYSTEM**

REF FN	PART NUMBER	YR/SN	QTY DESCRIPTION
1	87519075		1 HYDRAULIC MOTOR Spreader, With Drain
2	87519076		1 HYDRAULIC MOTOR Spreader, Speed Sensor Equipped
3	84532735		1 HYDRAULIC HOSE Spreader Motor Pressure
4	84532736		1 HYDRAULIC HOSE Spreader Motor Jumper
5	84532737		1 HYDRAULIC HOSE Spreader Motor Return
6	84532738		1 HYDRAULIC HOSE Spreader Motor Drain
7	87610706		1 REDUCER Adapter, ORFS 5/8" X 3/8"
8	85802819		1 TUBE NUT ORFS, 16mm
9	87000924		3 CLAMP 25.4mm X 25.4mm
10	87000230		3 PLATE Hose Clamp
11	86625036		2 CLAMP 1/2", Insul, 5/16" Bolt
12	87656138		1 BOLT Carriage, M8 X 70mm, 8.8
13	300660		2 CARRIAGE BOLT Sq Nk, M8 x 1.25 x 70mm, CI 8.8
14	87681210		3 FLANGE NUT Hex, M8, CI 10
15	84177788		1 SECURING STRAP Cinch
16	86566990		4 CABLE TIE M4.8 x 292 L
17	87435C1		2 MOLDING Trim Edge, Black
18	87662556		1 SENSOR Spreader Speed, RPM
19	86579680		1 HYD CONNECTOR 1"-14 ORFS x M22 x 1.5 ORB
20	84431522		1 ELBOW 90°, 9/16"-18 ORFS x M12 x 1.5 ORB
21	86579694		1 ELBOW 90°, 1"-14 ORFS x M22 x 1.5 ORB
22	86579681		1 HYD CONNECTOR 1 3/16"-12 ORFS x M22 x 1.5 ORB
23	86579705		1 TEE 1"-14 ORFS x M22 x 1.5 ORB Run
24	170030		2 KEY M8 x 7 x 32, Par

7230 8230 9230

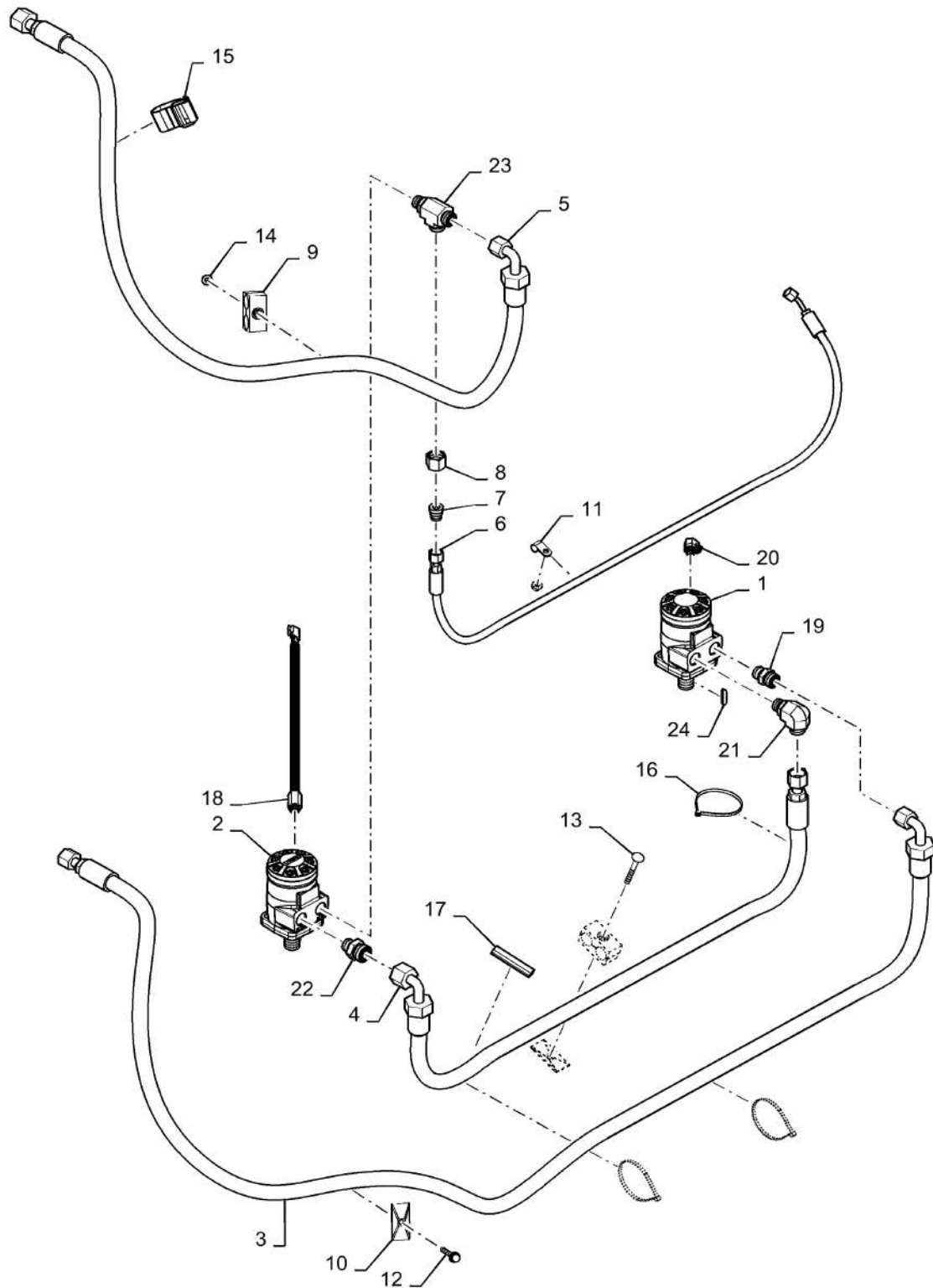
35.796.AC

01

p2

10/201
3

CHAFF SPREADER, HYDRAULIC SYSTEM



35.796.AC

01

p2

10/201
3

CHAFF SPREADER, HYDRAULIC SYSTEM

REF FN PART NUMBER

YR/SN

QTY DESCRIPTION

25

9807617

AR SEAL KIT Services 1,2 (One Kit Per Motor)

7230 8230 9230

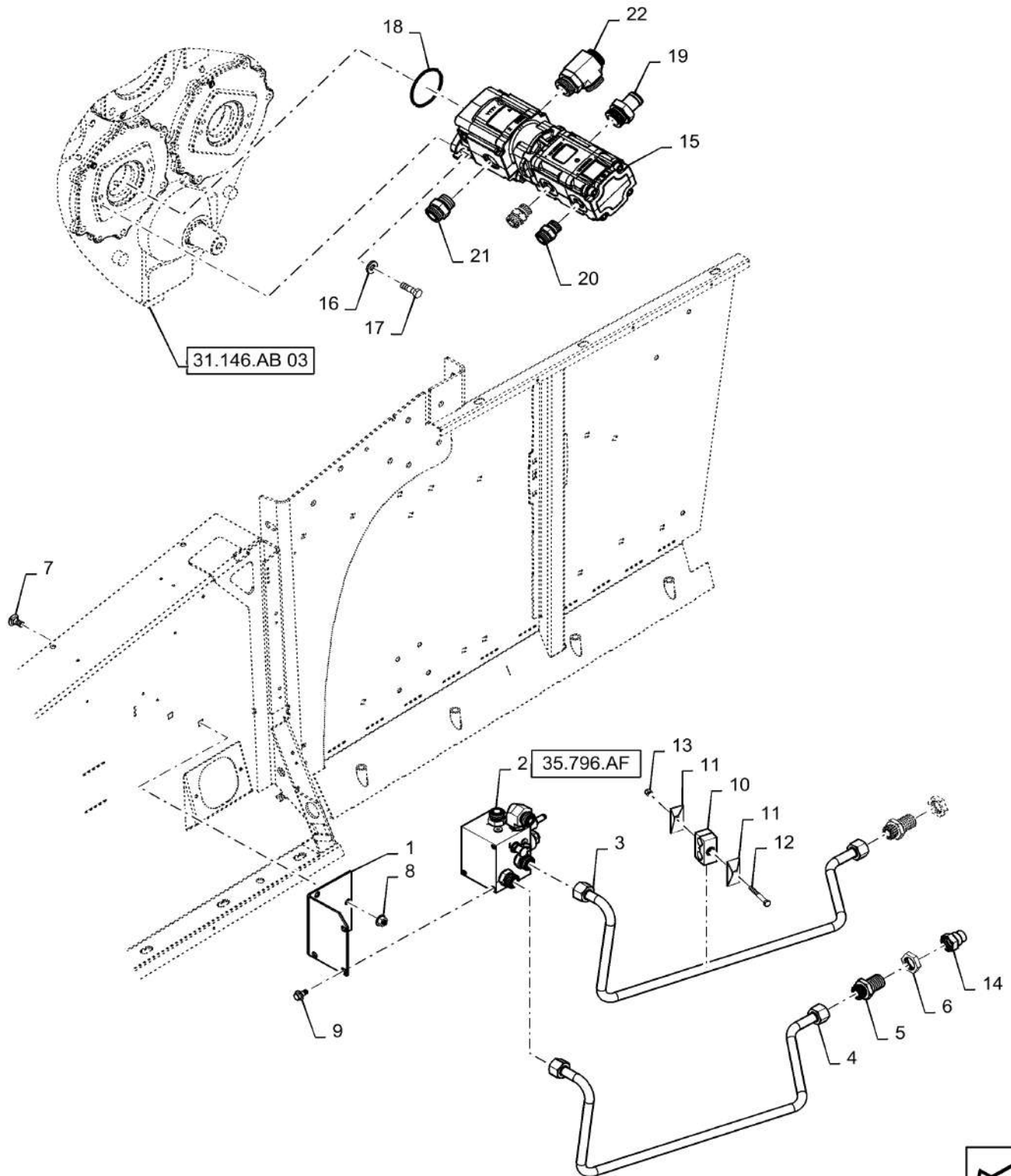
35.796.AC

02

p1

10/201
3

CHAFF SPREADER, HYDRAULIC LINE, PUMP



35.796.AC

02

p1

10/201
3**CHAFF SPREADER, HYDRAULIC LINE, PUMP**

REF FN	PART NUMBER	YR/SN	QTY DESCRIPTION
1	87482038		1 BRACKET Valve Support
2	NS		1 NOT SERVICED Spreader Valve, Order Components
3	84383893		1 HYD. TUBE Spreader Pressure
4	84383891		1 HYD. TUBE Spreader Return
5	86639064		2 UNION 1 3/16"-12 ORFS, Blkd
6	86639062		2 BHD LOCK NUT 1 3/16"-12, ORFS Blkhd
7	374895		2 CARRIAGE BOLT Sht Sq Nk, M12 x 1.75 x 25mm, CI 8.8, Full Thd
8	9804279		2 FLANGE NUT M12 x 1.75, Flg, CI 8
9	274249		3 BOLT Hex Flg, M10 x 20mm, Stainless
10	87000140		1 CLAMP 19.05mm X 19.05mm
11	87000230		2 PLATE Hose Clamp
12	300510		1 SCREW Hex, M8 x 1.25 x 65mm, CI 8.8
13	86629542		1 NUT M8 x 1.25, CI 8
14	84989617		1 HYD CONNECTOR 1"-14 M ORFS x 1 3/16"-12 Fem ORFS
15	84546739		1 HYDRAULIC PUMP Triple Gear
16	86625256		2 WASHER M12 x 28.5 x 4, HT
17	87022683		2 BOLT Hex, M12 x 40mm, CI 10.9, Full Thd
18	9828498		1 O-RING 3.987" ID x 4.193" OD x 0.103"
19	84159338		1 ADAPTER 1.25" OD X M42
20	86579682		2 HYD CONNECTOR 1 3/16"-12 ORFS x M27 x 2 ORB
21	86580179		1 HYD CONNECTOR 1-7/16"-12 M33 X 2.0
22	86579708		1 TEE 1 11/16"-12 ORFS x M42 x 2 ORB Run
23	84547306		1 SEAL KIT Services 15

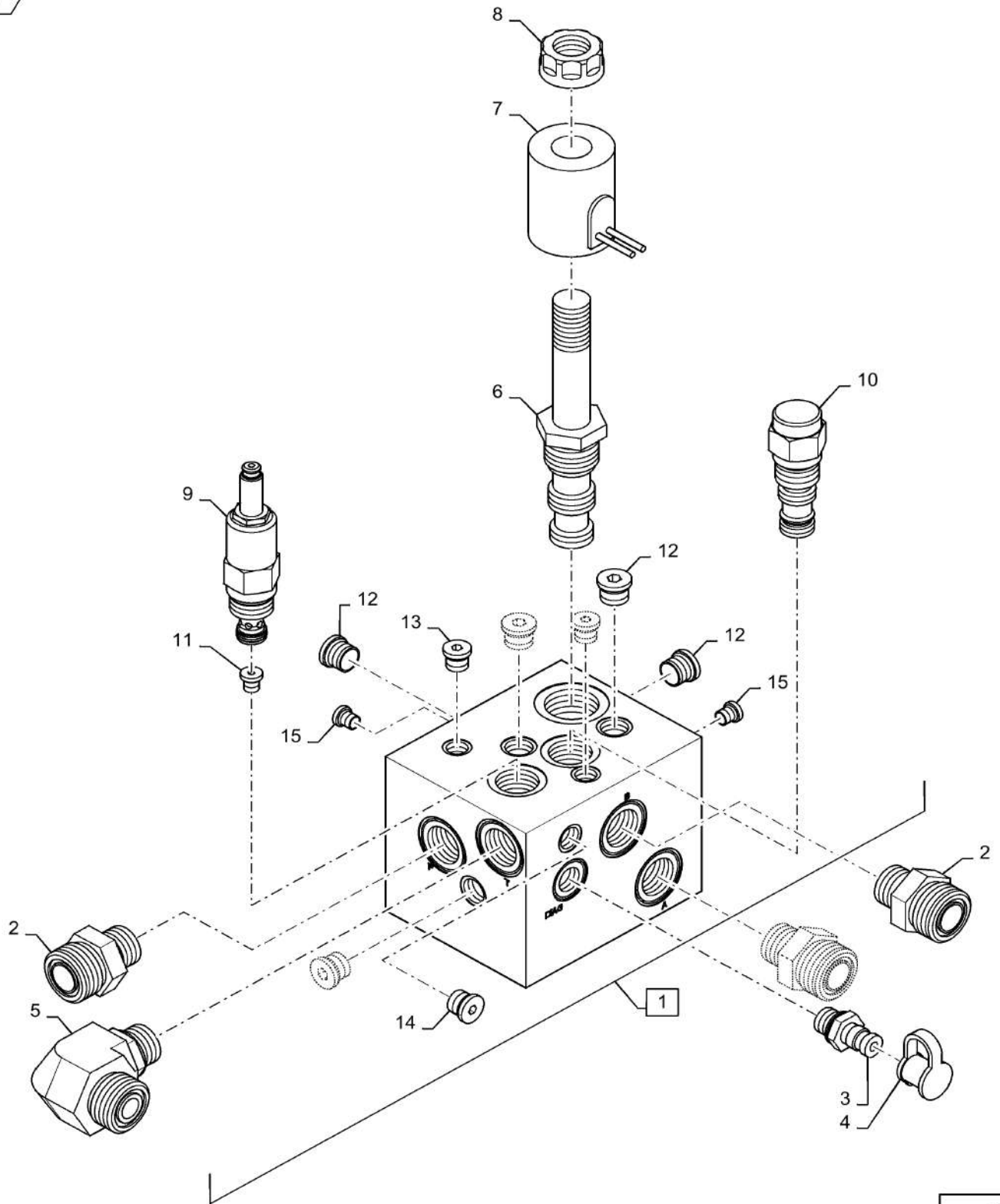
7230 8230 9230

35.796.AF

p1

10/201
3

VALVE, CHAFF SPREADER



35.796.AF

p1

10/201
3

VALVE, CHAFF SPREADER

REF FN	PART NUMBER	YR/SN	QTY DESCRIPTION
1	87482032		1 HYDRAULIC VALVE Proportional Spreader, Incl 6 - 15
2	86579681		3 HYD CONNECTOR 1 3/16"-12 ORFS x M22 x 1.5 ORB
3	84320565		1 COUPLING M14 x 1.5 Diagnostic
4	86502604		1 DUST CAP
5	86579695		1 ELBOW 90°, 1 3/16"-12 ORFS x M22 x 1.5 ORB
6	84582096		1 FLOW CONTROL VALVE Proportional
7	87434005		1 COIL ASSY.
8	87435447		1 NUT Solenoid
9	299075A1		1 VALVE, PRESSURE RELI
10	87031239		1 HYDRAULIC VALVE Unloading
11	87026245		1 ORIFICE .040"
12	218-5209		5 PLUG Hex Soc, 9/16"-18 ORB
13	218-5207		2 PLUG Hex Soc, 7/16"-20 ORB
14	218-5208		1 PLUG Hex Soc, 1/2"-20 ORB
15	218-5205		2 PLUG Hex Soc, 5/16"-24 ORB

7230 8230 9230

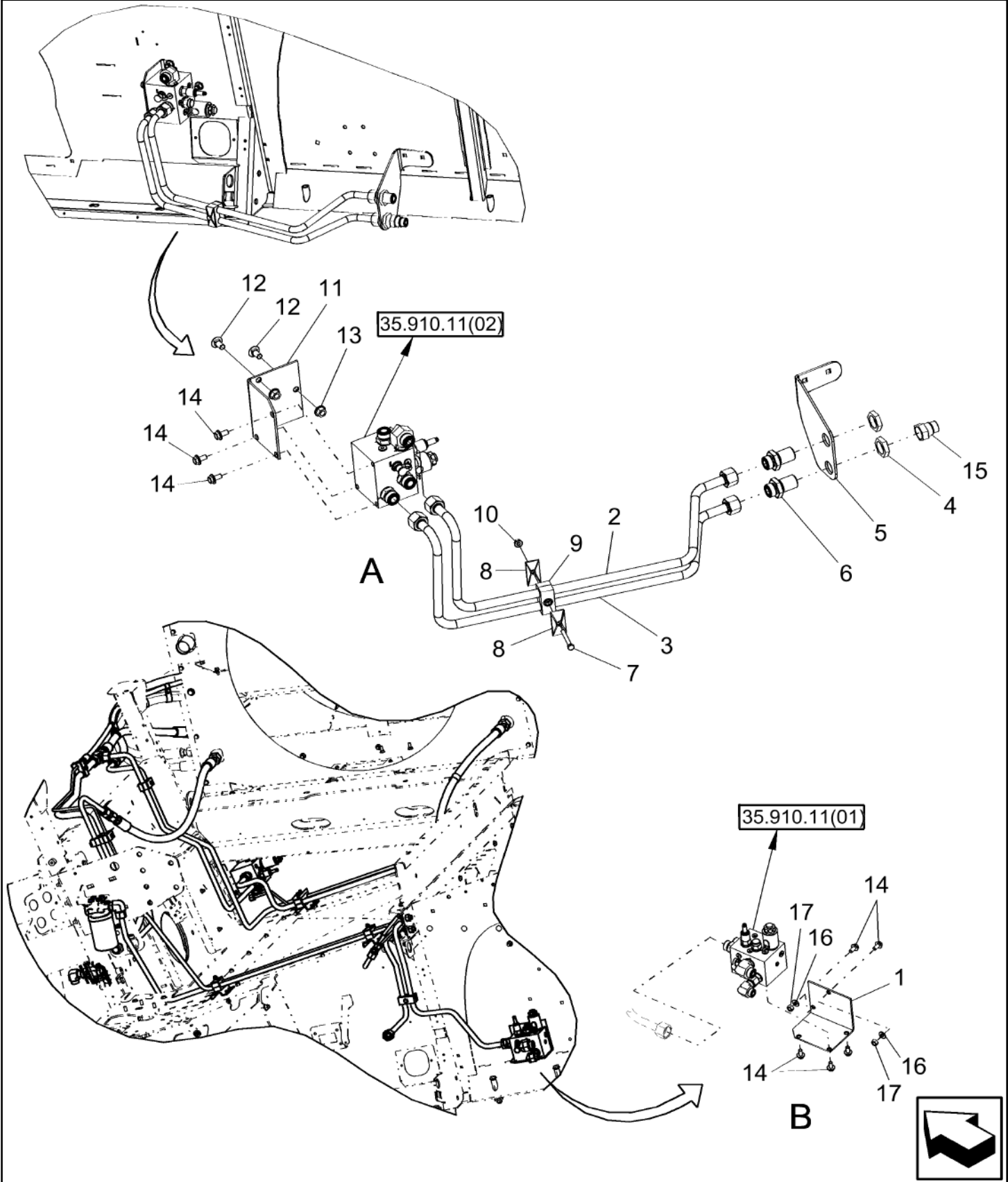
35.796.AF

01

p1

10/201
3

SPREADER CONTROL VALVE, MOUNT



35.796.AF

01

p1

10/201
3**SPREADER CONTROL VALVE, MOUNT**

REF FN	PART NUMBER	YR/SN	QTY DESCRIPTION
1	87482038		1 BRACKET
2	NA		1 NOT SERVICED See Page 35.910.11(02)
3	84383893		1 HYD. TUBE
4	84383891		1 HYD. TUBE
5	86639094		2 HYD CONNECTOR
6	86639062		2 BHD LOCK NUT 1 3/16"-12, ORFS Blkhhd
7	374895		2 CARRIAGE BOLT Sht Sq Nk, M12 x 1.75 x 25mm, CI 8.8, Full Thd
8	9804279		2 FLANGE NUT M12 x 1.75, Flg, CI 8
9	274249		3 BOLT Hex Flg, M10 x 20mm, Stainless
10	87000140		1 CLAMP
11	87000230		2 PLATE
12	300510		1 SCREW Hex, M8 x 1.25 x 65mm, CI 8.8
13	86629542		1 NUT M8 x 1.25, CI 8
14	84989617		1 HYD CONNECTOR 1"-14 M ORFS x 1 3/16"-12 Fem ORFS

7230 8230 9230

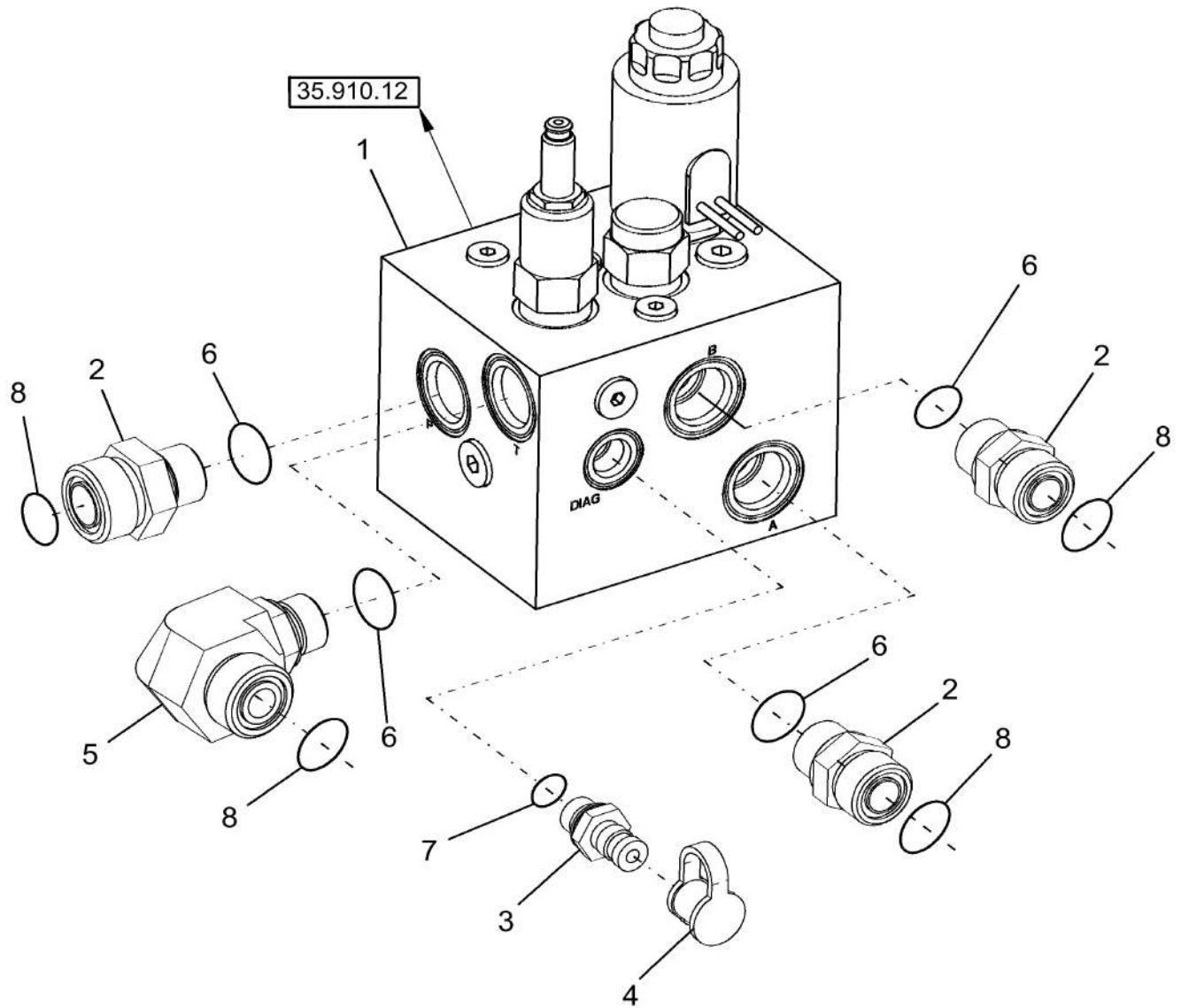
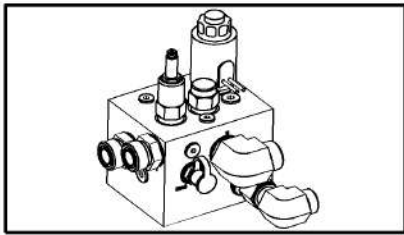
35.796.AF

02

p1

10/201
3

SPREADER CONTROL VALVE, CONNECTORS



35.796.AF

02

p1

10/201
3**SPREADER CONTROL VALVE, CONNECTORS**

REF FN	PART NUMBER	YR/SN	QTY DESCRIPTION
1	87482032		1 HYDRAULIC VALVE Spreader
2	86579681		3 HYD CONNECTOR 1 3/16"-12 ORFS x M22 x 1.5 ORB Incl Refs 6 & 8
3	84320565		1 COUPLING M14 x 1.5 Incl Ref 7
4	86502604		1 DUST CAP
5	86579695		1 ELBOW 90°, 1 3/16"-12 ORFS x M22 x 1.5 ORB Incl Refs 6 & 8
6	86598102		3 O-RING 19.30mm ID x 2.20mm
7	86598099		1 O-RING 11.30mm ID x 2.20mm
8	9991976		4 O-RING 0.739" ID x 0.879" OD x 0.07"

7230 8230 9230

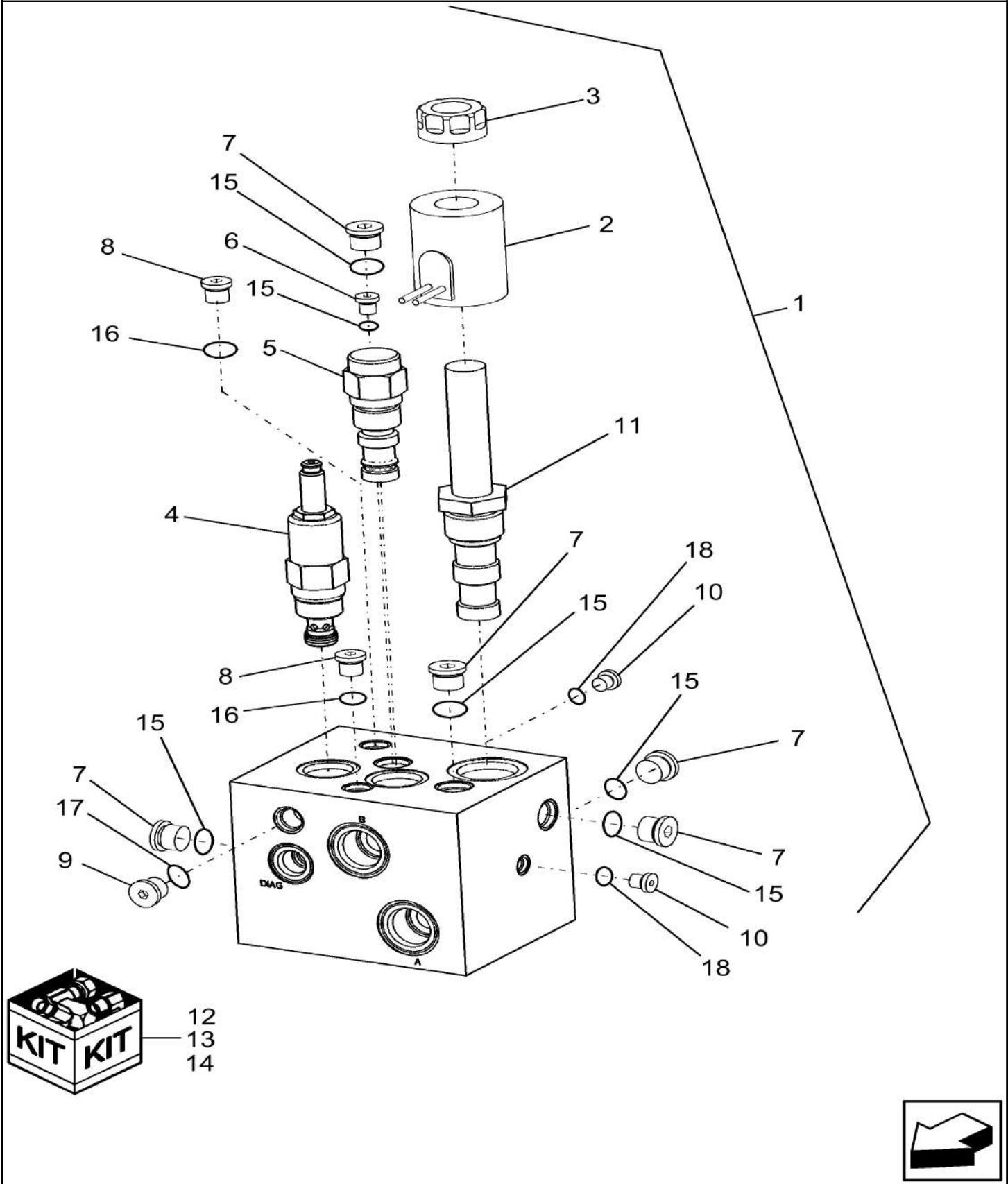
35.796.AF

03

p1

10/201
3

SPREADER CONTROL VALVE, COMPONENTS



35.796.AF

03

p1

10/201
3**SPREADER CONTROL VALVE, COMPONENTS**

REF FN	PART NUMBER	YR/SN	QTY DESCRIPTION
1	87482032		1 HYDRAULIC VALVE Proportional Spreader
2	87434005		1 COIL ASSY. Cartridge
3	87435447		1 NUT
4	299075A1		1 VALVE, PRESSURE RELI See Also Ref 12
5	87031239		1 HYDRAULIC VALVE Pressure Differential; See Also Ref 13
6	87026245		1 ORIFICE Incl Ref 15
7	218-5209		5 PLUG Hex Soc, 9/16"-18 ORB Incl Ref 15
8	218-5207		2 PLUG Hex Soc, 7/16"-20 ORB Incl Ref 16
9	218-5208		1 PLUG Hex Soc, 1/2"-20 ORB Incl Ref 17
10	218-5205		2 PLUG Hex Soc, 5/16"-24 ORB Incl Ref 18
11	87434003		1 HYDRAULIC VALVE Cartridge Proportional; See Also Ref 14
12	G110098		1 KIT Services Ref 4
13	87024936		1 SEAL KIT Services Ref 5
14	87434006		1 SEAL KIT Services Ref 11
15	9617873		6 O-RING 0.468" ID x 0.078" Width
16	165202		2 O-RING 0.351" ID x 0.072" Width
17	237-6005		1 O-RING 0.414" ID
18	86010510		2 O-RING 0.239" ID x 0.064" Width

7230 8230 9230

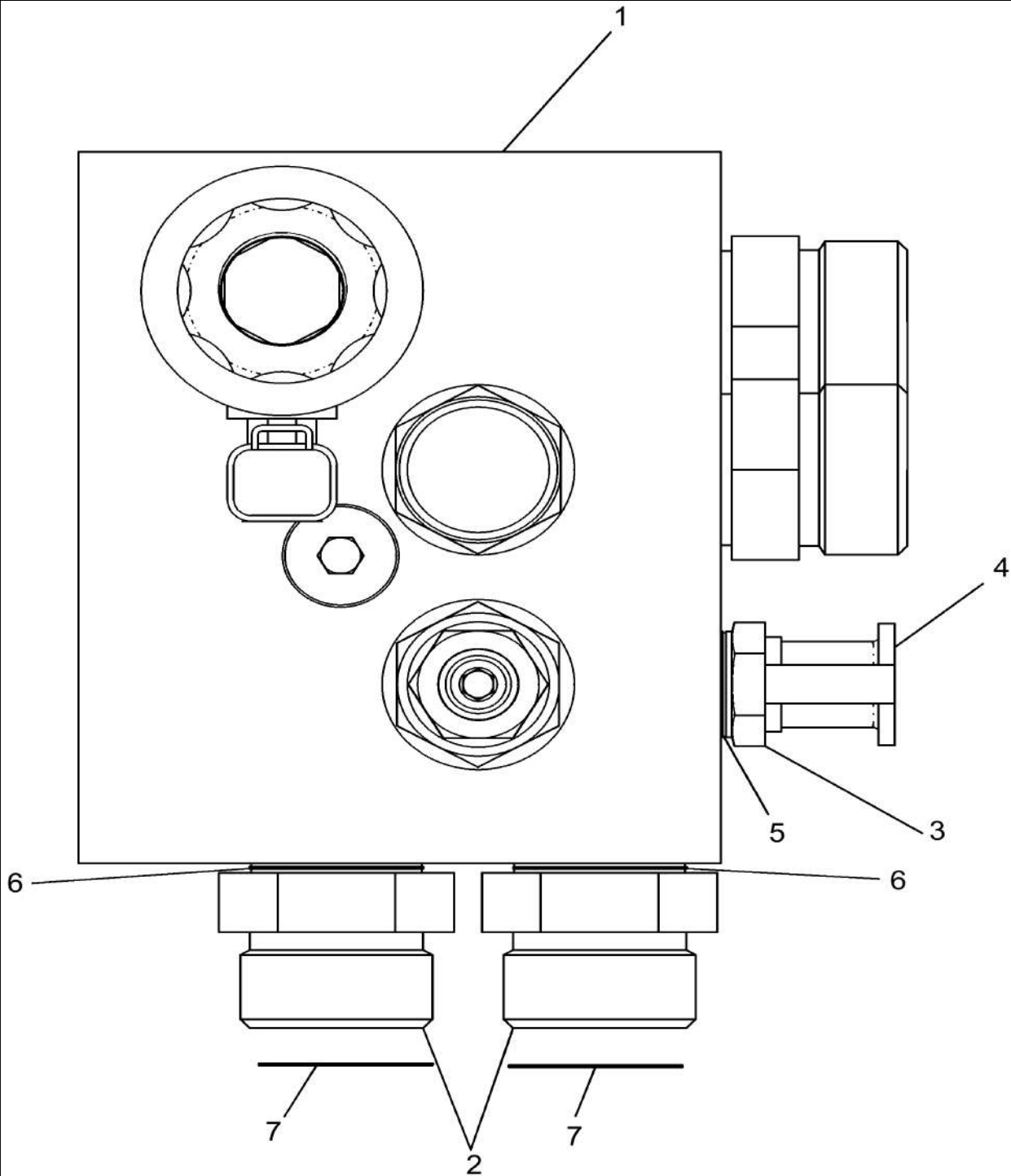
35.904.AD

01

p1

10/201
3

VALVE, CLEANING FAN



35.904.AD

01

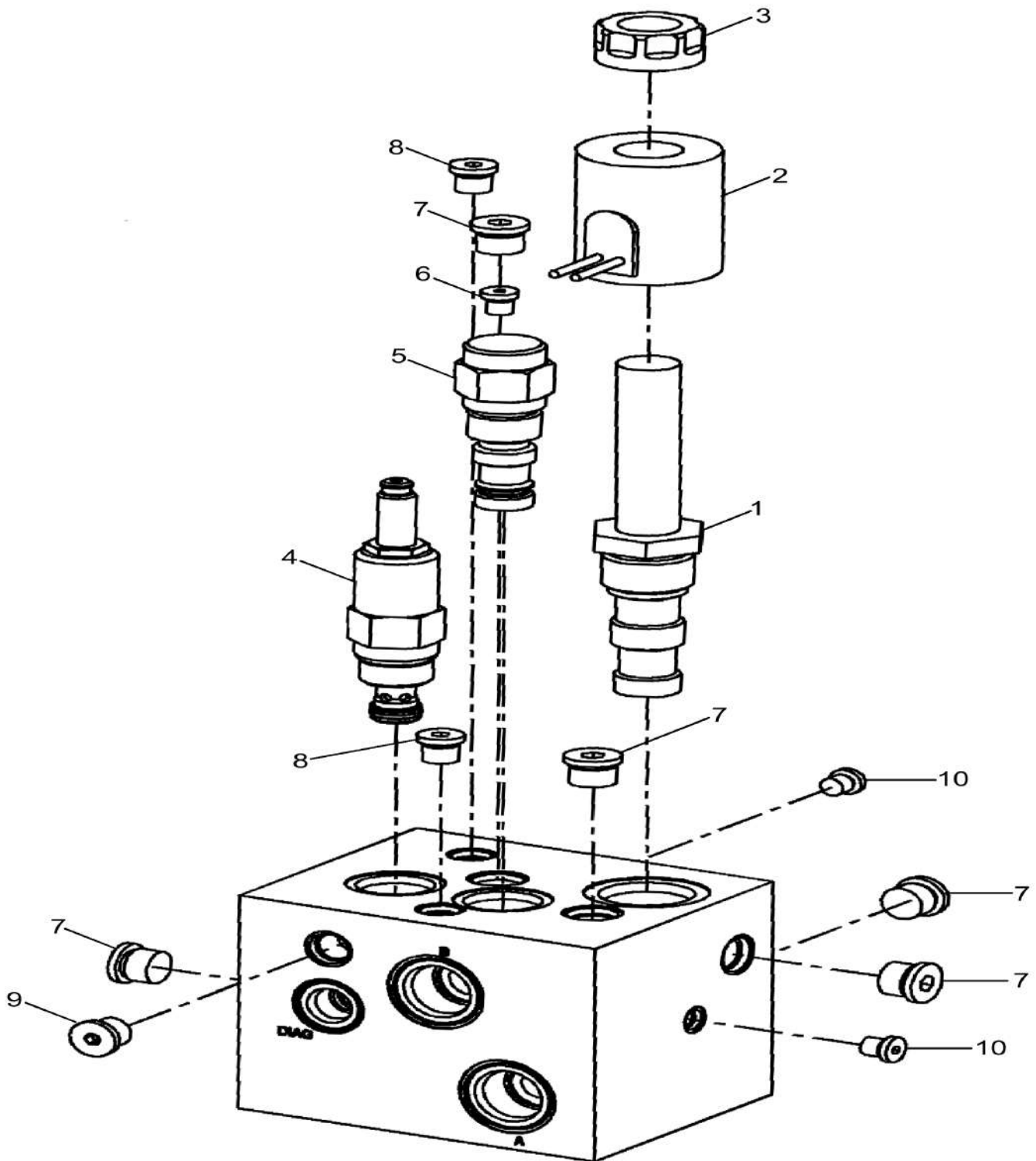
p1

10/201
3**VALVE, CLEANING FAN**

REF FN	PART NUMBER	YR/SN	QTY DESCRIPTION
1	87107189		1 HYDRAULIC VALVE For break down see page 35.904.03(2)
2	86579681		4 HYD CONNECTOR 1 3/16"-12 ORFS x M22 x 1.5 ORB
3	84320565		1 COUPLING M14 x 1.5 Fitting, Diagnostic
4	86502604		1 DUST CAP
5	86598099		1 O-RING 11.30mm ID x 2.20mm
6	86598102		2 O-RING 19.30mm ID x 2.20mm
7	9991976		2 O-RING 0.739" ID x 0.879" OD x 0.07"

7230 8230 9230

VALVE ASSEMBLY, CLEANING FAN



35.904.AD

02

p1

10/201
3**VALVE ASSEMBLY, CLEANING FAN**

REF FN	PART NUMBER	YR/SN	QTY DESCRIPTION
	87107189		1 HYDRAULIC VALVE
1	87434003		1 HYDRAULIC VALVE Valve Cartridge Proportional
2	87434005		1 COIL ASSY. Coil Proportional
3	87435447		1 NUT Solenoid Nut
4	86520494		1 PRESSURE RELIEF VALVE Valve Assy Adj. P.O. Relief
5	87031239		1 HYDRAULIC VALVE Valve Assembly, Pressure Differential
6	87026245		1 ORIFICE Plug .040"
7	218-5209		5 PLUG Hex Soc, 9/16"-18 ORB
8	218-5207		2 PLUG Hex Soc, 7/16"-20 ORB
9	218-5208		1 PLUG Hex Soc, 1/2"-20 ORB
10	218-5205		2 PLUG Hex Soc, 5/16"-24 ORB
			7230 8230 9230

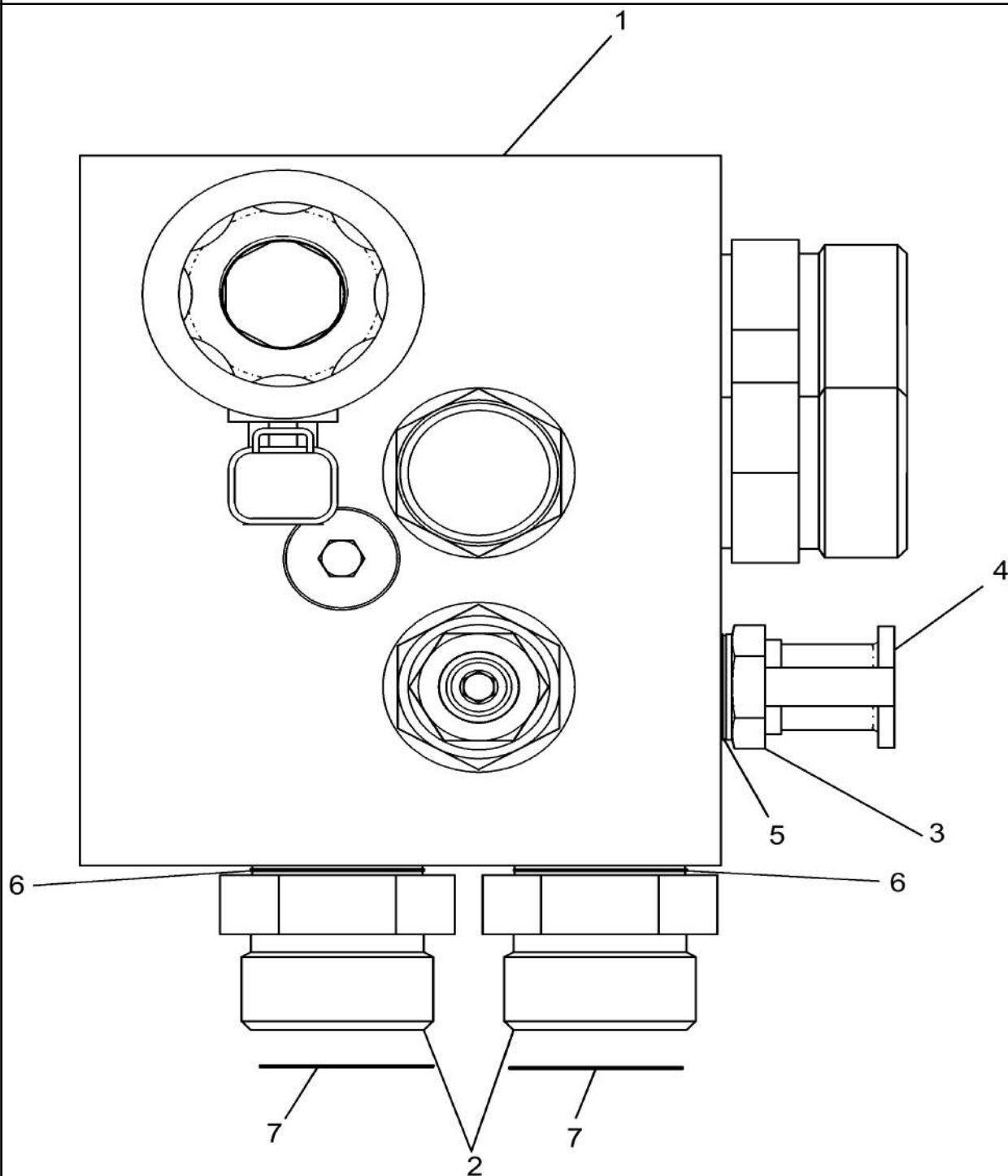
35.904.AD

03

p1

10/201
3

VALVE, CLEANING FAN



35.904.AD

03

p1

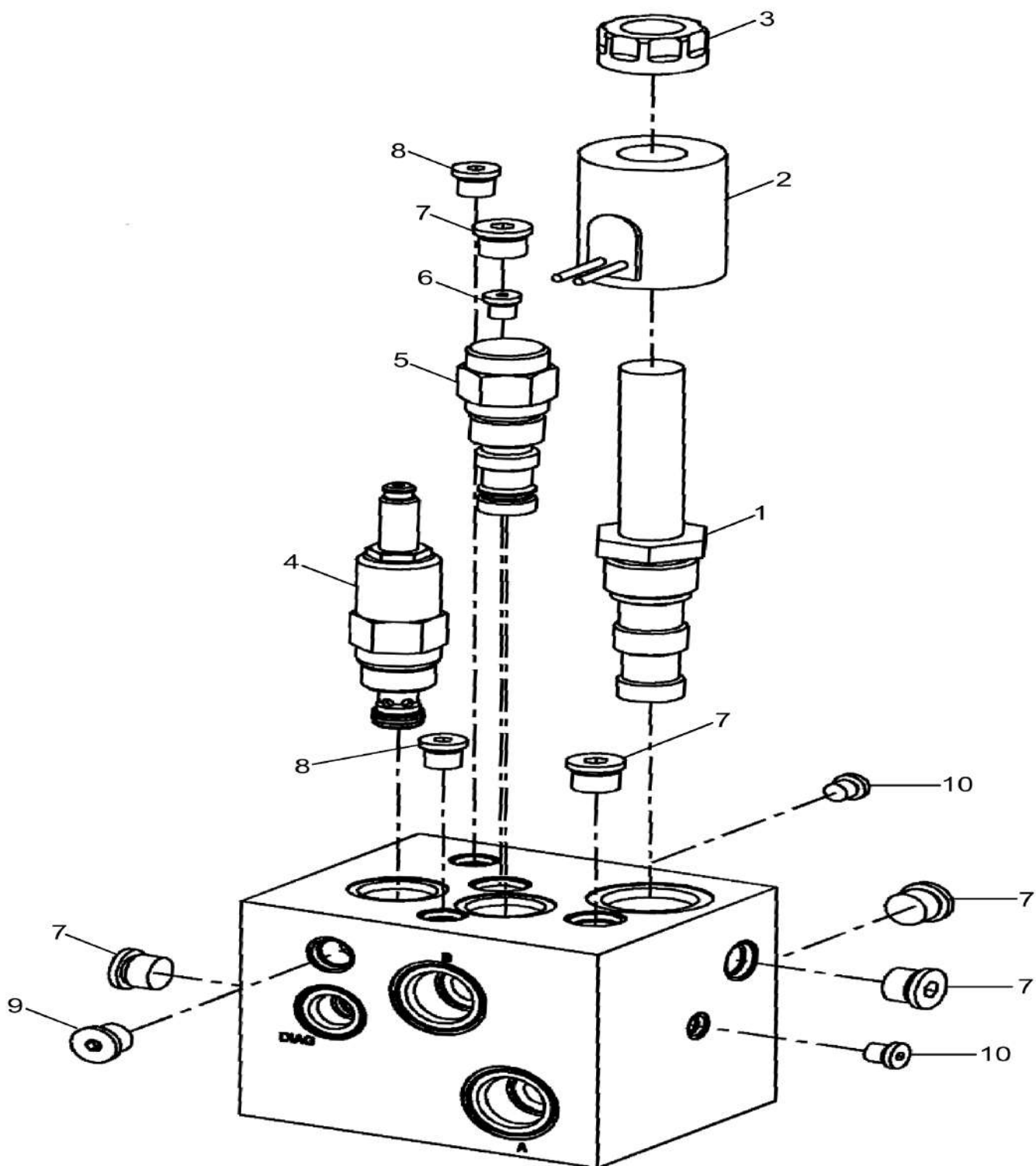
10/201
3

VALVE, CLEANING FAN

REF FN	PART NUMBER	YR/SN	QTY DESCRIPTION
1	87107189		1 HYDRAULIC VALVE
2	86579681		4 HYD CONNECTOR 1 3/16"-12 ORFS x M22 x 1.5 ORB
3	84320565		1 COUPLING M14 x 1.5 Fitting, Diagnostic
4	86502604		1 DUST CAP
5	86598099		1 O-RING 11.30mm ID x 2.20mm
6	86598102		2 O-RING 19.30mm ID x 2.20mm
7	9991976		2 O-RING 0.739" ID x 0.879" OD x 0.07"

7230 8230 9230

VALVE ASSEMBLY, CLEANING FAN



35.904.AD

04

p1

10/201
3**VALVE ASSEMBLY, CLEANING FAN**

REF FN	PART NUMBER	YR/SN	QTY DESCRIPTION
	87107189		1 HYDRAULIC VALVE
1	87434003		1 HYDRAULIC VALVE Valve Cartridge Proportional
2	87434005		1 COIL ASSY. Coil Proportional
3	87435447		1 NUT Solenoid Nut
4	86520494		1 PRESSURE RELIEF VALVE Valve Assy Adj. P.O. Relief
5	87031239		1 HYDRAULIC VALVE Valve Assembly, Pressure Differential
6	87026245		1 ORIFICE Plug .040"
7	218-5209		5 PLUG Hex Soc, 9/16"-18 ORB
8	218-5207		2 PLUG Hex Soc, 7/16"-20 ORB
9	218-5208		1 PLUG Hex Soc, 1/2"-20 ORB
10	218-5205		2 PLUG Hex Soc, 5/16"-24 ORB
			7230 8230 9230

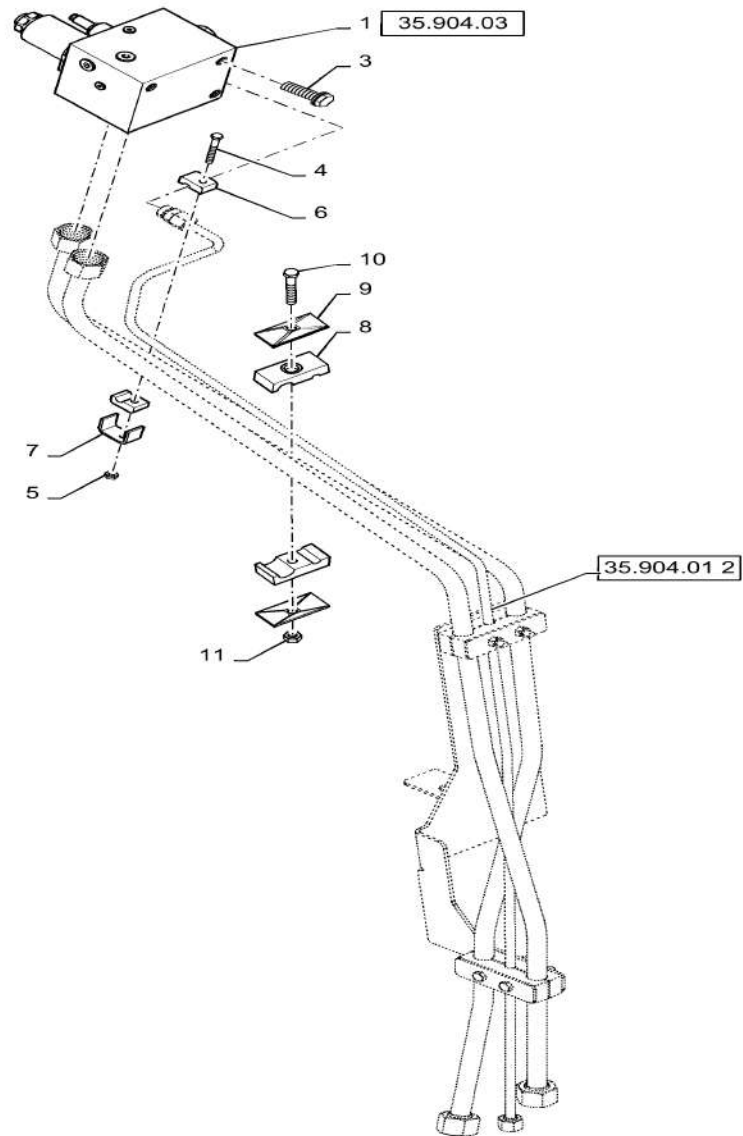
35.904.AF

01

p1

10/201
3

HYDRAULICS, CLEANING FAN



35.904.AF

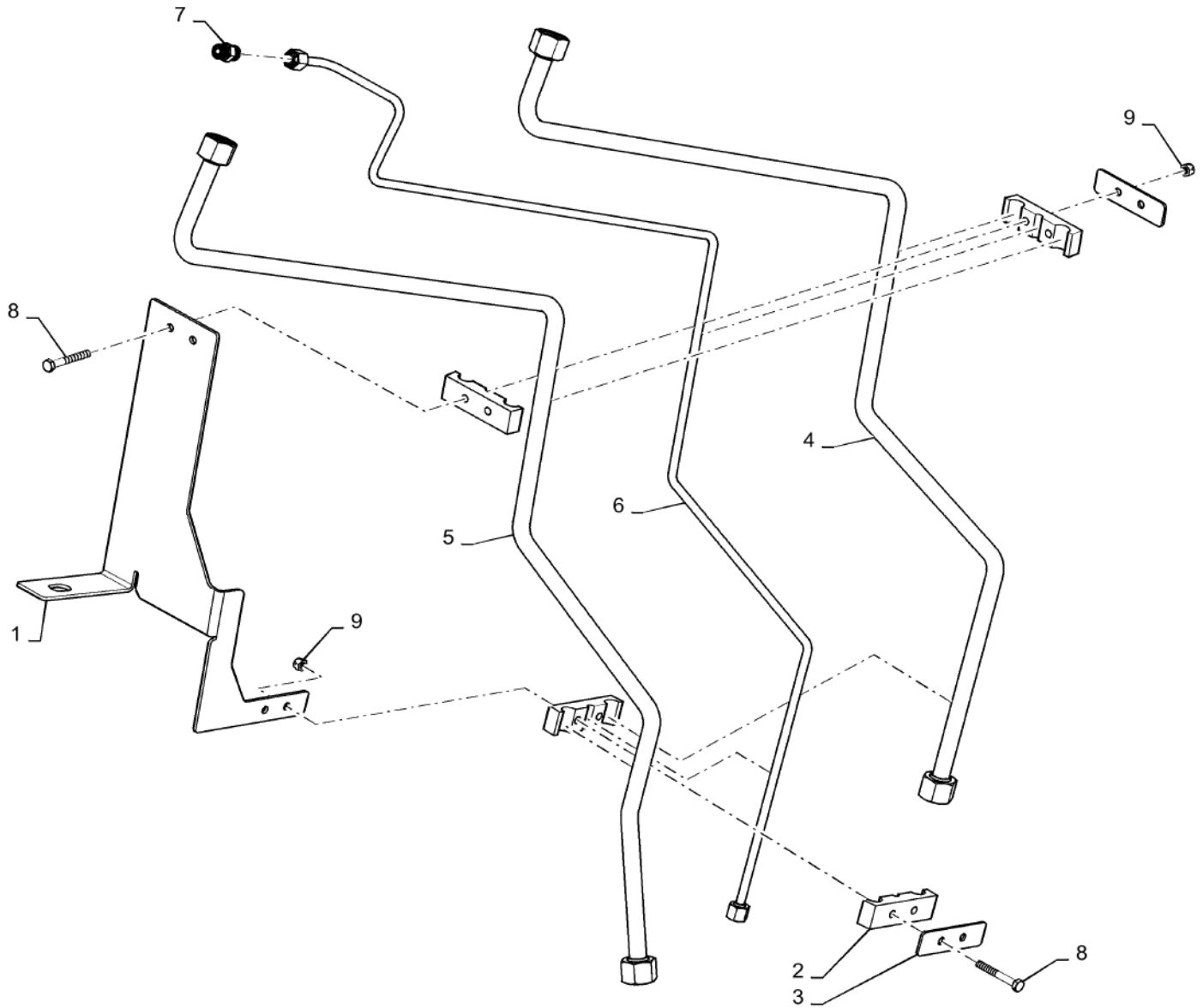
01

p1

10/201
3**HYDRAULICS, CLEANING FAN**

REF FN	PART NUMBER	YR/SN	QTY DESCRIPTION
1	87107190		1 HYDRAULIC VALVE
2	NS		1 NOT SERVICED
3	274249		3 BOLT Hex Flg, M10 x 20mm, Stainless
4	120056		1 BOLT Hex, M6 x 1 x 50mm, CI 8.8
5	353308		1 NUT M6 x 1, CI 8
6	433008		2 CLAMP
7	442340		1 SUPPORT
8	87000154		1 CLAMP
9	87000230		2 PLATE
10	300510		1 SCREW Hex, M8 x 1.25 x 65mm, CI 8.8
11	86629542		1 NUT M8 x 1.25, CI 8
			7230 8230 9230

HYDRAULICS,CLEANING FAN CONT



35.904.AF

02

p1

10/201
3**HYDRAULICS,CLEANING FAN CONT**

REF FN	PART NUMBER	YR/SN	QTY DESCRIPTION
1	84308612		1 BRACKET
2	86998883		2 CLAMP
3	84340688		2 PLATE
4	84414048		1 HYD. TUBE cleaning fan supply
5	84421943		1 HYD. TUBE cleaning fan return
6	84414050		1 HYD. TUBE cleaning fan drain
7	84431546		1 UNION 11/16"-16 ORFS
8	120061		4 BOLT Hex, M8 x 60, 8.8
9	86629542		4 NUT M8 x 1.25, CI 8
10	84377244		1 HYDRAULIC HOSE Fan Motor Supply
11	84377243		1 HYDRAULIC HOSE Fan Motor Drain
12	84377242		1 HYDRAULIC HOSE Fan Motor Return
			7230 8230 9230

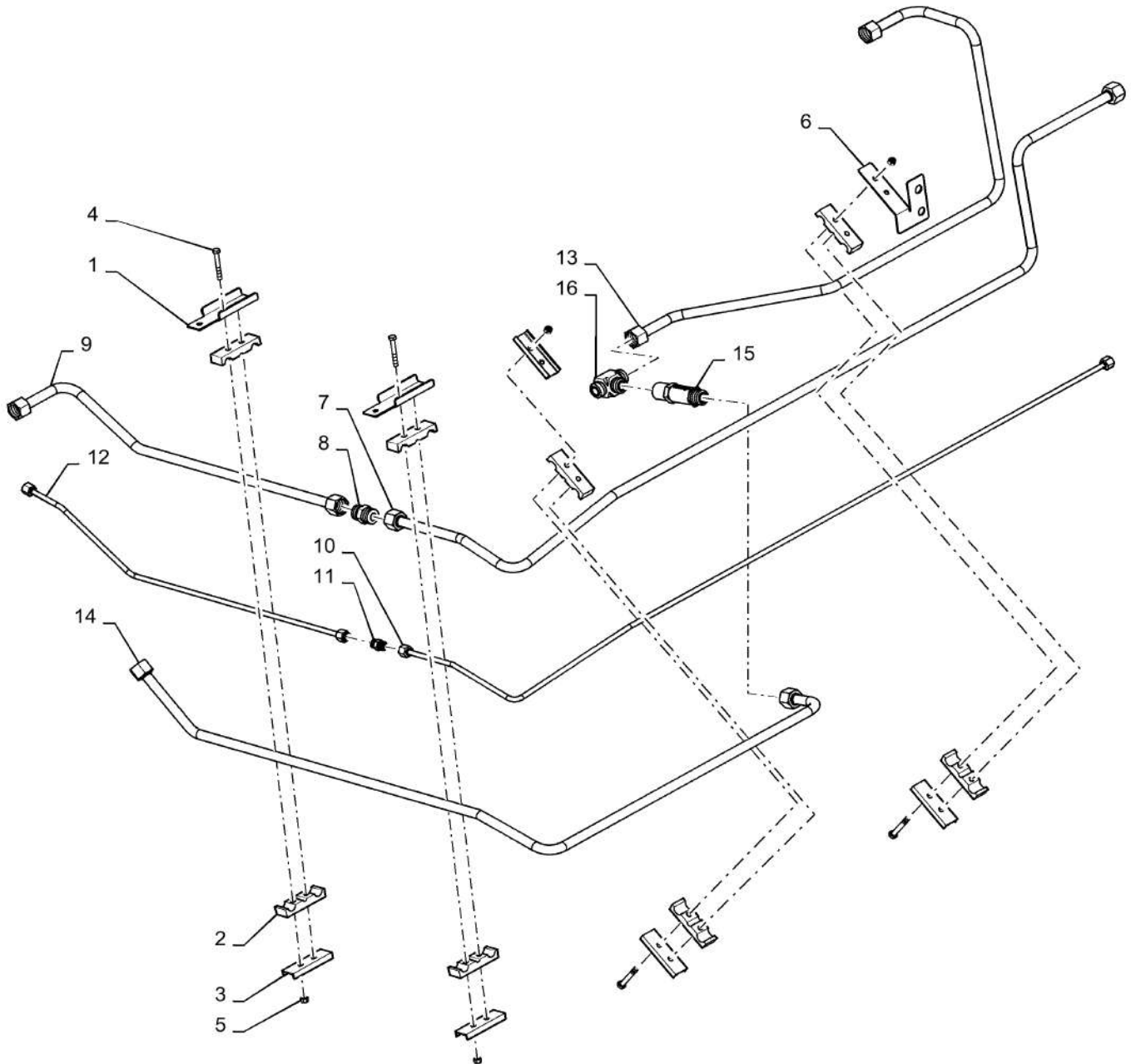
35.904.AF

03

p1

10/201
3

ENGINE HYDRAULICS REAR 7230



35.904.AF

03

p1

10/201
3**ENGINE HYDRAULICS REAR 7230**

REF FN	PART NUMBER	YR/SN	QTY DESCRIPTION
1	84355002		1 BRACKET
2	86998883		4 CLAMP
3	87000242		5 CHANNEL
4	120061		8 BOLT Hex, M8 x 60, 8.8
5	86629542		8 NUT M8 x 1.25, CI 8
6	87000942		1 BRACKET
7	84354986		1 HYD. TUBE Cleaning Fan Pressure
8	84100407		1 UNION 1 3/16"-12 ORFS
9	84354991		1 HYD. TUBE Cleaning Fan Valve Pressure
10	84354993		1 HYD. TUBE Cleaning Fan Drain
11	84431546		1 UNION 11/16"-16 ORFS
12	84354996		1 HYD. TUBE Cleaning Fan Drain
13	84169061		1 HYD. TUBE 20 mm OD Spreader Return
14	84355004		1 HYD. TUBE Aux Cooler Bypass
15	87563490		1 VALVE, CHECK 110 PSI
16	87359490		1 UNION 20mm
17	{ }		
18	{ }		
19	{ }		
20	{ }		
21	{ }		
22	{ }		
23	{ }		
24	{ }		
25	{ }		
26	{ }		
27	{ }		
28	{ }		
29	{ }		
30	{ }		
31	{ }		
32	{ }		
33	{ }		
			7230 8230 9230

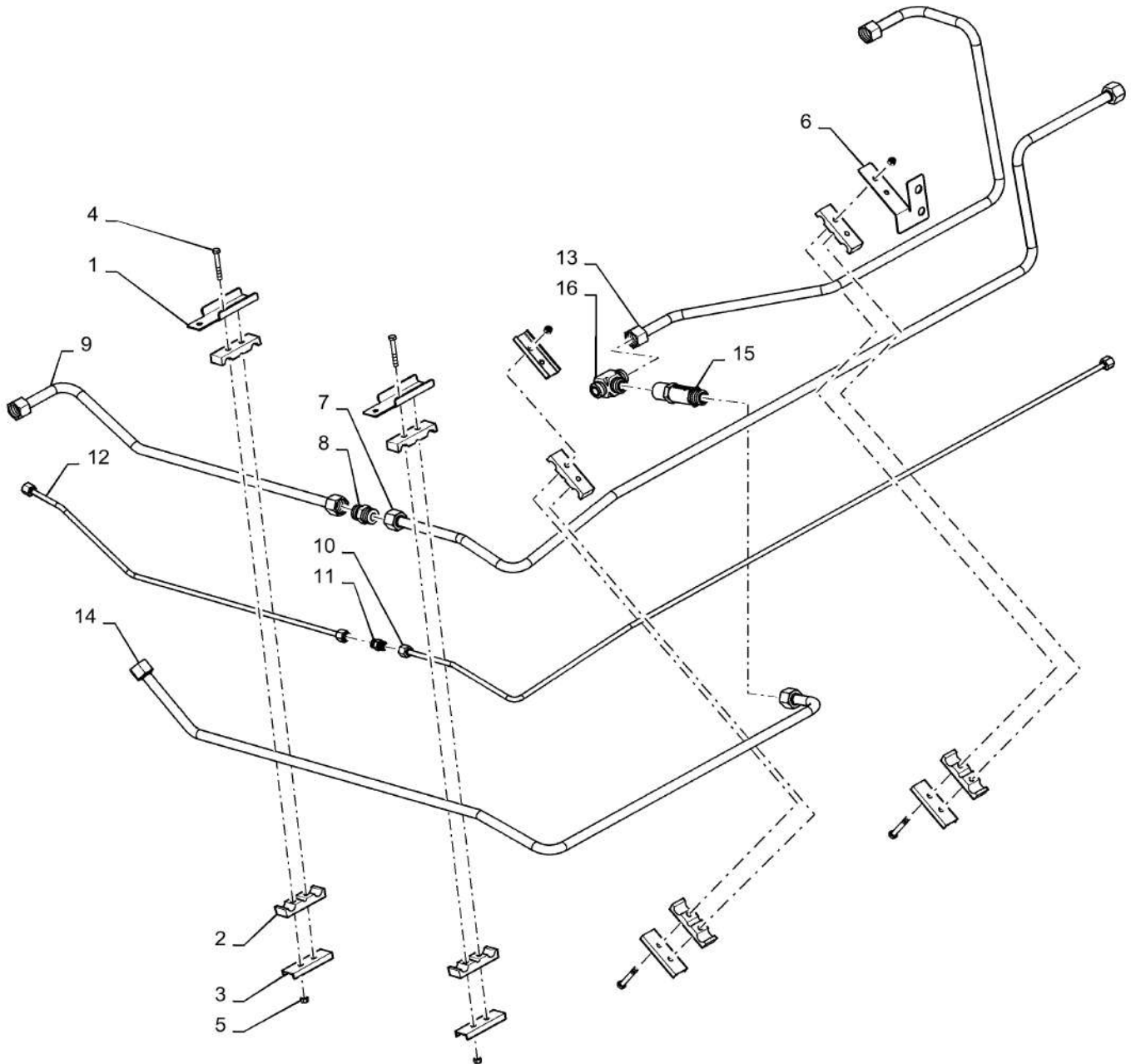
35.904.AF

03

p2

10/201
3

ENGINE HYDRAULICS REAR 7230



35.904.AF

03

p2

10/201
3

ENGINE HYDRAULICS REAR 7230

REF FN	PART NUMBER	YR/SN	QTY DESCRIPTION
---------------	--------------------	--------------	------------------------

34	{		
----	---	--	--

35	{		
----	---	--	--

	7230 8230 9230
--	----------------

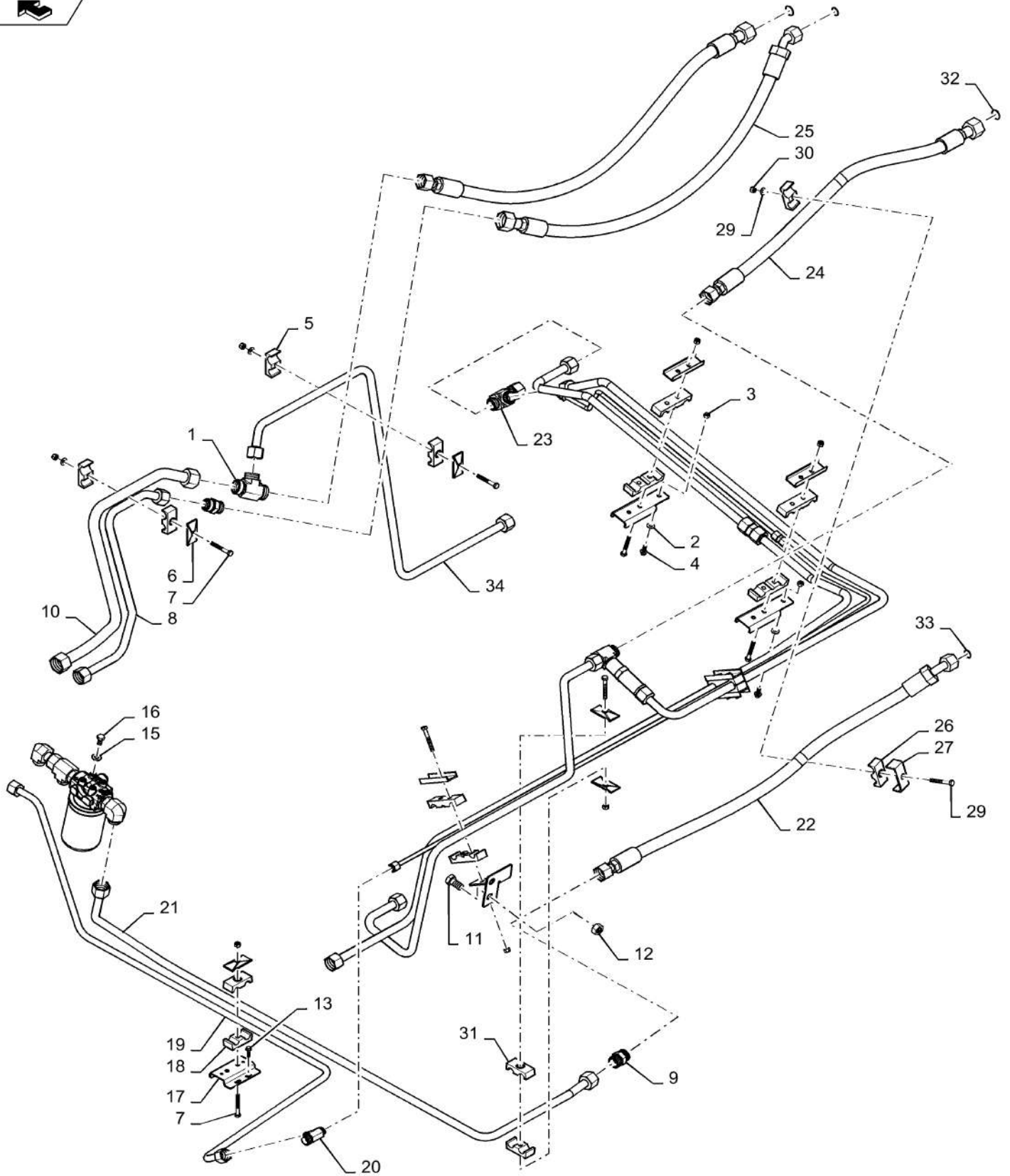
35.904.AF

04

p1

10/201
3

ENGINE HYDRAULICS FRONT 7230 ONLY



35.904.AF

04

p1

10/201
3**ENGINE HYDRAULICS FRONT 7230 ONLY**

REF FN	PART NUMBER	YR/SN	QTY DESCRIPTION
1	87000837		1 TEE
2	322358		4 BELLEVILLE WASHER M8
3	86629542		7 NUT M8 x 1.25, CI 8
4	43127		2 BOLT Hex, M8 x 1.25 x 25mm, CI 8.8, Full Thd
5	87000146		1 CLAMP
6	87000230		6 PLATE
7	120061		5 BOLT Hex, M8 x 60, 8.8
8	84385214		1 HYD. TUBE Main Cooler Outlet
9	84100407		2 UNION 1 3/16"-12 ORFS
10	84385212		1 HYD. TUBE Aux Cooler Outlet
11	43167		2 BOLT Hex, M16 x 30mm, CI 8.8, Full Thd
12	100020		2 NUT M16, CI 8
13	87010469		4 SELF-TAP SCREW Hex Wash Hd, M6.3 x 25
14	NSS		1 NOT SERVICED SEPARATELY
15	140045		4 BELLEVILLE WASHER M10
16	43128		4 BOLT Hex, M8 x 1.25 x 30.00mm, CI 8.8, ZND
17	84355002		2 BRACKET
18	87000144		2 CLAMP
19	87397349		1 HYD. TUBE 16 mm OD x 1064.4 mm L Bulkhead To Tee
20	87109744		1 FITTING
21	87397349		1 HYD. TUBE 16 mm OD x 1064.4 mm L Main Cooler Inlet
22	87397348		2 HOSE ASSY. Main Cooler
23	87016915		1 TEE
24	87397352		1 HOSE ASSY. Aux Cooler Inlet
25	87397357		1 HOSE ASSY. Aux Cooler Outlet
26	457547		2 CLAMP
27	743320		1 SUPPORT
28	86508569		1 BOLT Hex, M6 x 70mm, CI 8.8
			7230 8230 9230

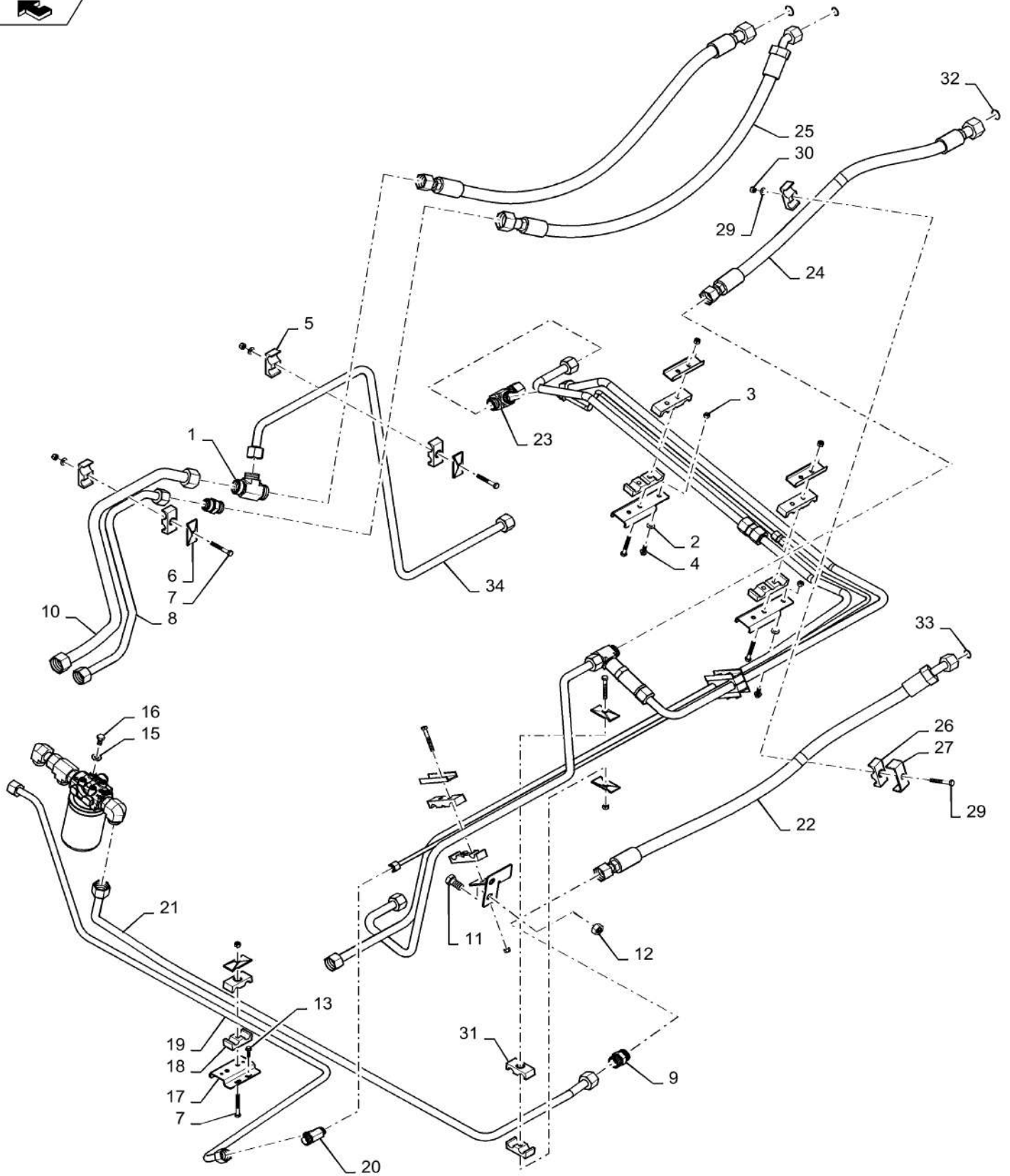
35.904.AF

04

p2

10/201
3

ENGINE HYDRAULICS FRONT 7230 ONLY



35.904.AF

04

p2

10/201
3**ENGINE HYDRAULICS FRONT 7230 ONLY**

REF FN	PART NUMBER	YR/SN	QTY DESCRIPTION
29	322357		1 BELLEVILLE WASHER M6
30	353308		1 NUT M6 x 1, CI 8
31	87000140		2 CLAMP
32	9991976		2 O-RING 0.739" ID x 0.879" OD x 0.07"
33	9824050		2 O-RING 0.926" ID x 1.066" OD x 0.07"
34	84385216		1 HYD. TUBE Cleaning Fan Valve Return

7230 8230 9230

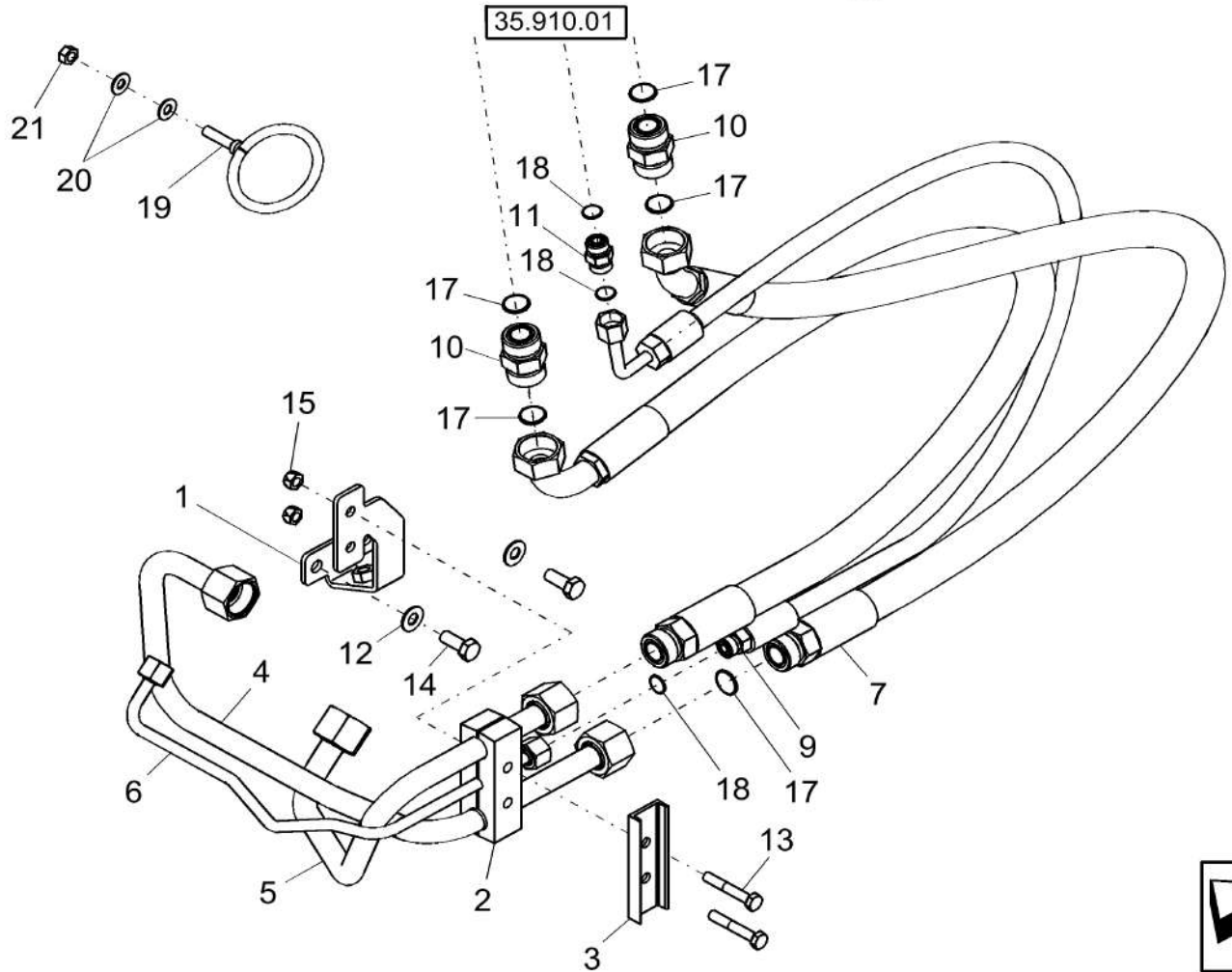
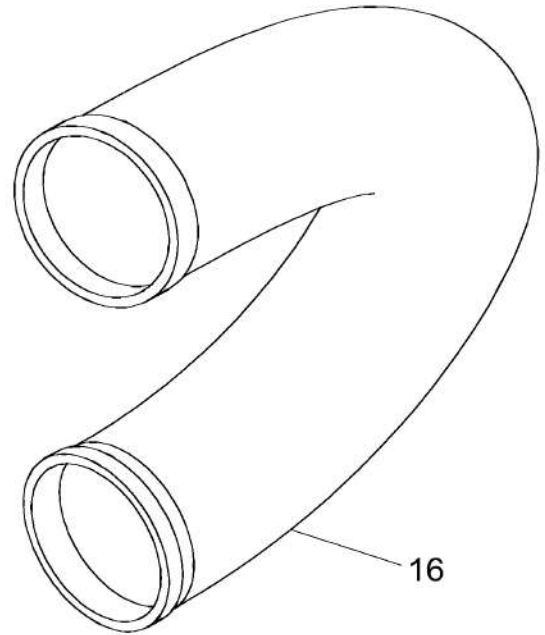
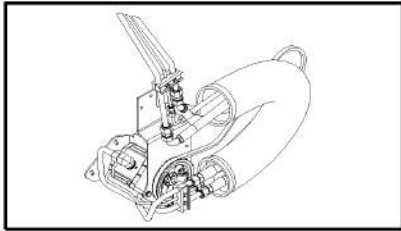
35.904.AF

05

p1

10/201
3

HYDRAULIC LINES - CLEANING FAN DRIVE; NARROW TIRE OPTION



35.904.AF

05

p1

10/201
3**HYDRAULIC LINES - CLEANING FAN DRIVE; NARROW TIRE OPTION**

REF FN	PART NUMBER	YR/SN	QTY DESCRIPTION
1	84160216		1 BRACKET
2	86998883		1 CLAMP
3	87000242		1 CHANNEL
4	84194810		1 HYD. TUBE 20.00 mm OD Cleaning Fan Belt Supply
5	84194812		1 HYD. TUBE 20.00 mm OD Cleaning Fan Belt Return
6	84251798		1 HYD. TUBE 10 mm OD Cleaning Fan Belt Drain
7	87499293		1 HOSE ASSY. Cleaning Fan Pressure; Incl Ref 17
8	86998746		1 FLEXIBLE HOSE Cleaning Fan Return
9	87499294		1 FLEXIBLE HOSE Cleaning Fan Case Drain; Incl Ref 18
10	84100407		2 UNION 1 3/16"-12 ORFS Incl Ref 17(2)
11	84431546		1 UNION 11/16"-16 ORFS Incl Ref 18(2)
12	140045		2 BELLEVILLE WASHER M10
13	43130		2 BOLT Hex, M8 x 1.25 x 50mm, CI 8.8
14	{43139}		2
15	86629542		2 NUT M8 x 1.25, CI 8
16	87106239		1 SLEEVE
17	9991976		5 O-RING 0.739" ID x 0.879" OD x 0.07"
18	9993141		3 O-RING 0.364" ID x 0.504" OD x 0.07"
19	84251797		1 HOLDER
20	322358		2 BELLEVILLE WASHER M8
21	9706690		1 NUT Hex, M8, 1.25mm Pitch, 6.80mm High, CI 8, ZND

7230 8230 9230

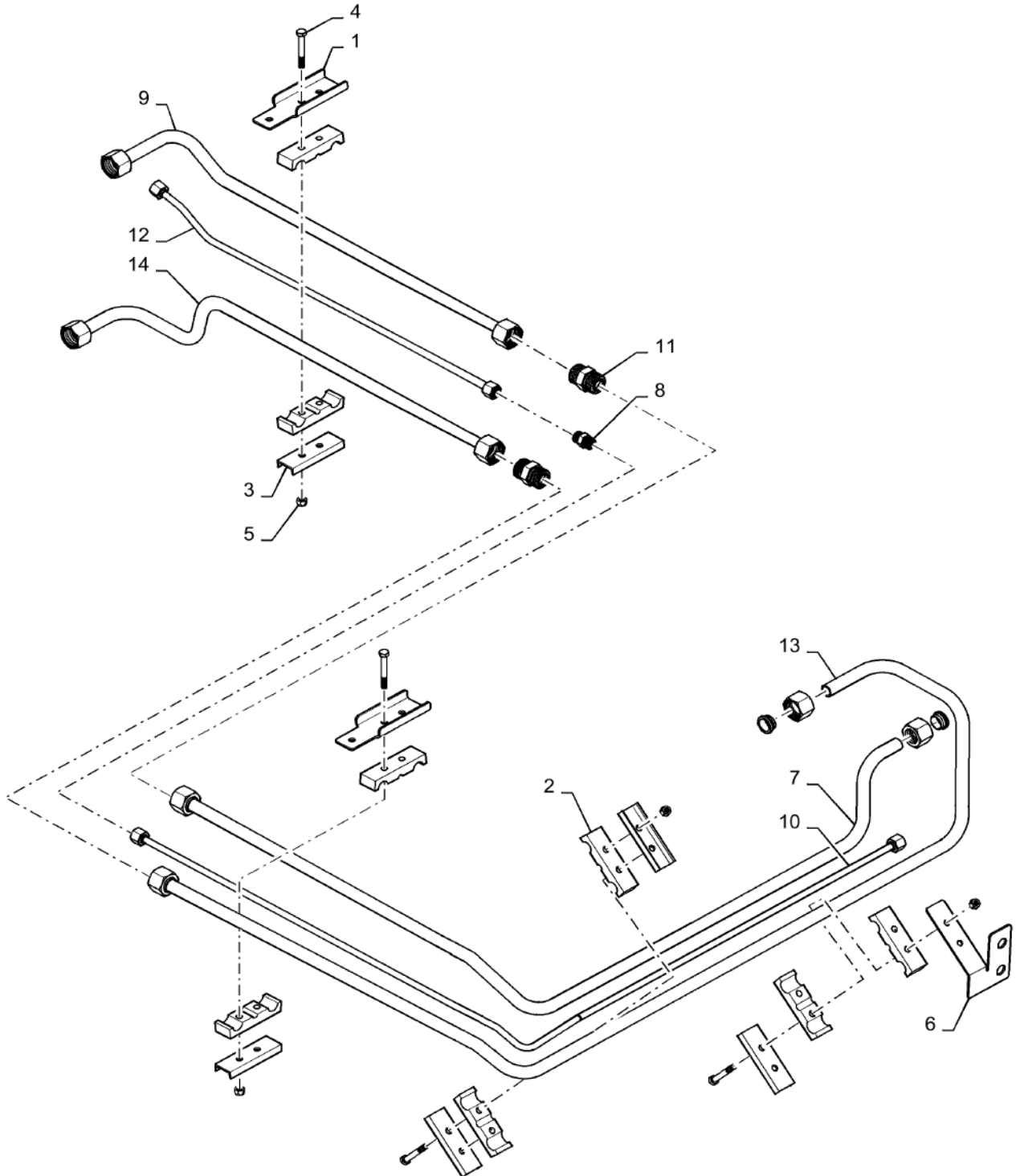
35.904.AF

06

p1

10/201
3

ENGINE HYDRAULICS REAR 82/9230



35.904.AF

06

p1

10/201
3**ENGINE HYDRAULICS REAR 82/9230**

REF FN	PART NUMBER	YR/SN	QTY DESCRIPTION
1	84355002		2 BRACKET
2	86998883		4 CLAMP
3	87000242		5 CHANNEL
4	120061		8 BOLT Hex, M8 x 60, 8.8
5	86629542		8 NUT M8 x 1.25, CI 8
6	87000942		1 BRACKET
7	84354986		1 HYD. TUBE Cleaning Fan Pressure
8	84100407		2 UNION 1 3/16"-12 ORFS
9	84354991		1 HYD. TUBE Cleaning Fan Valve Pressure
10	84354993		1 HYD. TUBE Cleaning Fan Drain
11	84431546		1 UNION 11/16"-16 ORFS
12	84354996		1 HYD. TUBE Cleaning Fan Drain
13	84354979		1 HYD. TUBE Spreader Return
14	84354998		1 HYD. TUBE Rotary Air Screen Motor Pressure
			7230 8230 9230

SECTION INDEX

Frames and ballasting

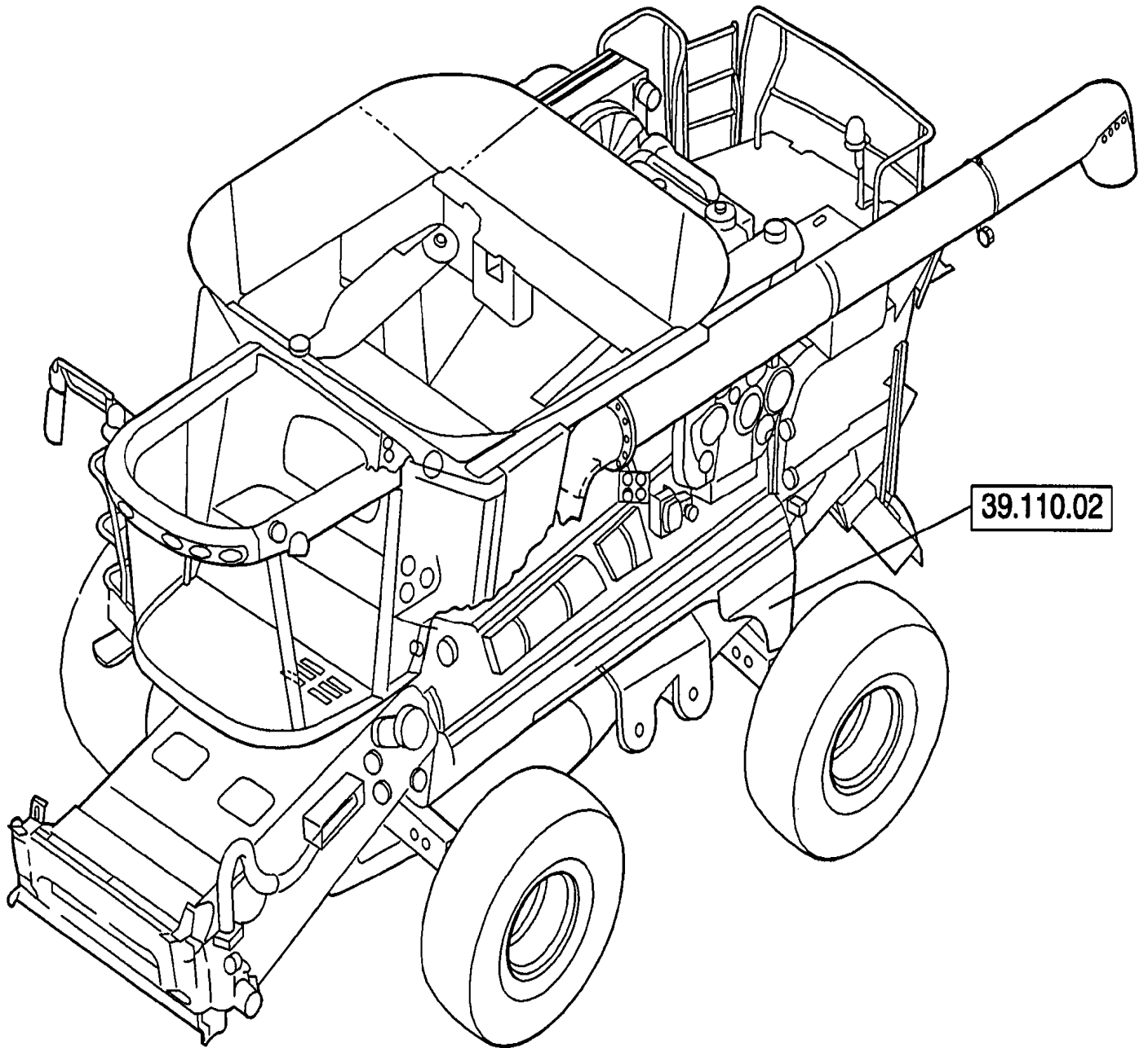
39.000.00		SECTION INDEX - FRAMES
39.100.AB	01	FRAME, SELF-LEVELING
39.100.AB	02	FRAME, LOWER & PIVOT, CLEANING SHOE, SELF-LEVELING
39.100.AB	03	BRACKETS, FRONT SUPPORTING
39.101.AC		FRAME, THRESHING T2/T4
39.110.AM		HITCH, TRAILER

39.000.00

p1

10/201
3

SECTION INDEX - FRAMES



39.110.02

39.000.00

p1

10/201
3

SECTION INDEX - FRAMES

REF FN	PART NUMBER	YR/SN	QTY	DESCRIPTION
---------------	--------------------	--------------	------------	--------------------

				7230 8230 9230
--	--	--	--	----------------

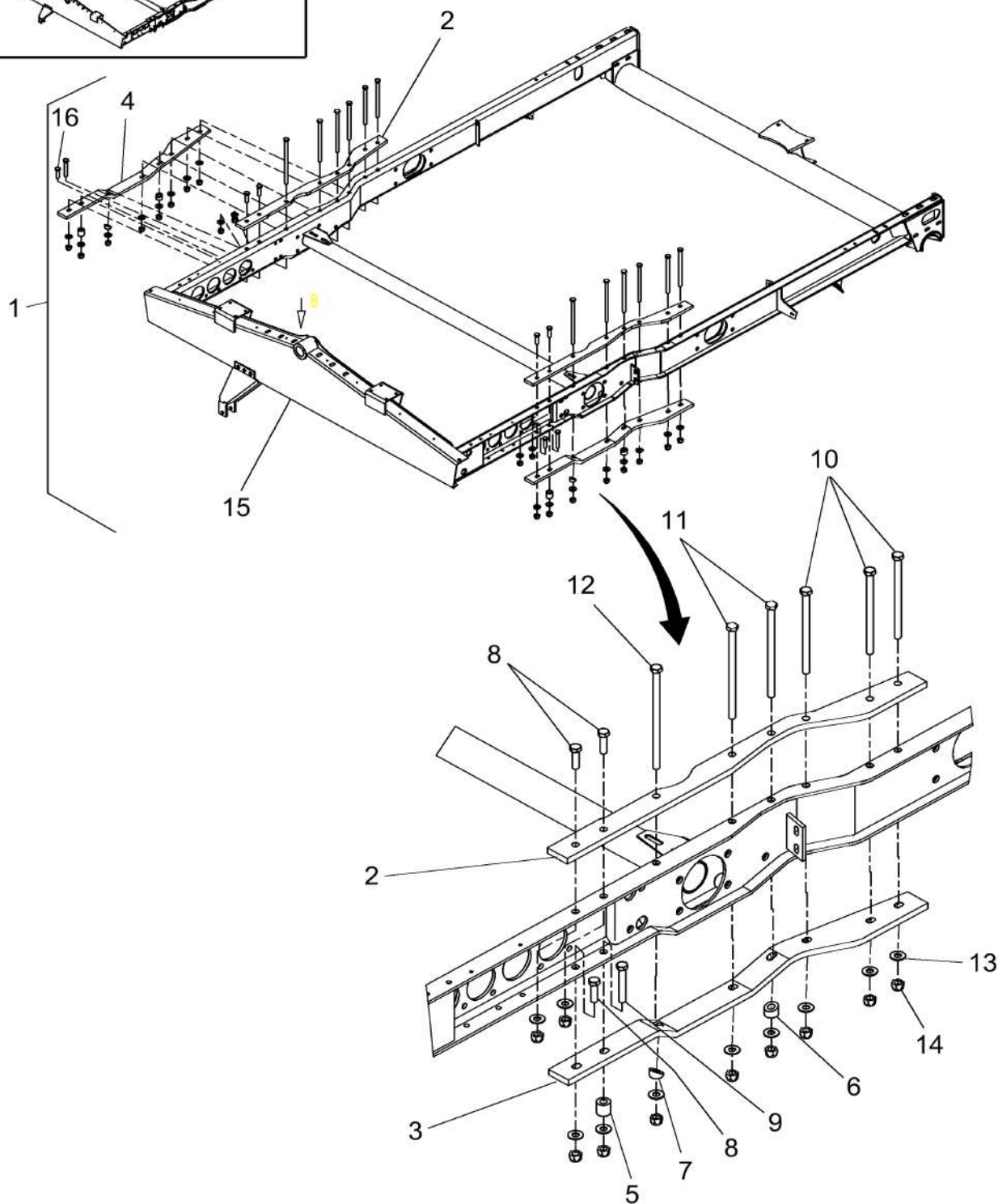
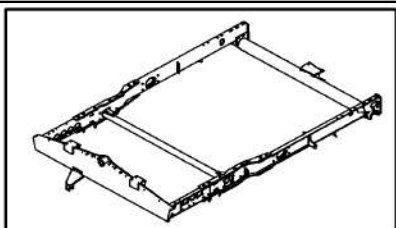
39.100.AB

01

p1

10/201
3

FRAME, SELF-LEVELING



FRAME, SELF-LEVELING

REF FN	PART NUMBER	YR/SN	QTY DESCRIPTION
1	84330828		1 FRAME Complete
2	87369975		2 SUPPORT
3	87538178		1 SUPPORT
4	87538180		1 SUPPORT
5	87373358		2 BUSHING
6	87369974		2 BUSHING
7	87374530		2 BUSHING
8	86629541		6 BOLT Hex, M12 x 40mm, CI 8.8, Full Thd
9	350460		2 BOLT Hex, M12 x 1.75 x 75mm, CI 8.8
10	336383		6 BOLT Hex, M12 x 1.75 x 180mm, CI 8.8
11	87560260		4 BOLT Hex, M12 x 200mm, CI 8.8
12	364053		2 BOLT Hex, M12 x 1.75 x 220mm, CI 8.8
13	140046		20 BELLEVILLE WASHER Belleville, M12
14	100038		20 NUT M12 x 1.75, CI 8
15	NSS		1 NOT SERVICED SEPARATELY
16	120080		1 BOLT Hex, M12 x 45, 8.8
			7230 8230 9230

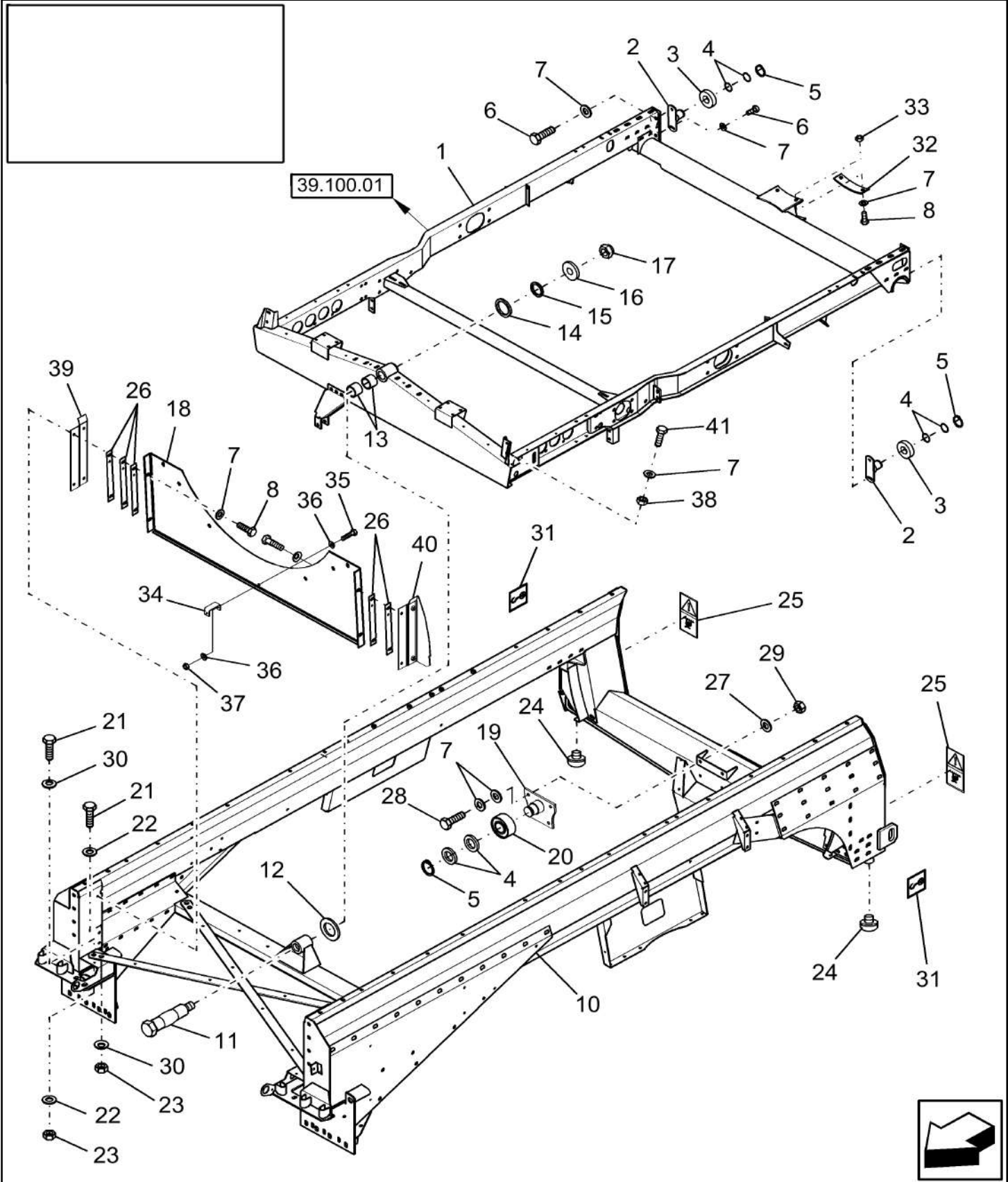
39.100.AB

02

p1

10/201
3

FRAME, LOWER & PIVOT, CLEANING SHOE, SELF-LEVELING



FRAME, LOWER & PIVOT, CLEANING SHOE, SELF-LEVELING

REF FN	PART NUMBER	YR/SN	QTY DESCRIPTION
1	84330828		1 FRAME See Page 39.100.01
2	89504221		2 HINGE
3	80434817		2 ROLLER
4	80442203		6 WASHER
5	440442		3 SNAP RING M40, Ext
5	370006		3 SNAP RING M40, Ext
6	{43139}		4
7	140045		AR BELLEVILLE WASHER M10
8	43140		AR BOLT Hex, M10 x 30mm, Cl 8.8, Full Thd
9	825-1410		4 NUT M10, Cl 8
10	84330890		1 FRAME Lower, Main
11	9831928		1 SHAFT
12	80140061		1 WASHER
13	80429232		2 BUSHING
14	89508900		1 WASHER
15	89513615		1/AR WASHER
16	84007183		1 WASHER M16 x 58 x 6
17	86000441		1 NUT M16 x 2, Cl 8
18	87332485		1 PLATE
19	87280355		1 SUPPORT Hinge
20	210049		1 BALL BEARING 40mm ID x 90mm OD x 23mm
21	43168		4 BOLT Hex, M16 x 40mm, Cl 8.8, Full Thd
22	394631		AR WASHER M17 x 34 x 4, HT
23	825-1416		4 NUT M16, Cl 8
24	80190029		2 RUBBER BUMPER
25	84100296		2 DECAL Tie-down Point
26	84071503		AR SHIM
27	394629		6 WASHER M10.5 x 24 x 0.2, HT
28	87032337		4 BOLT Hex, M10 x 40mm, Cl 10.9
29	86981462		2 FLANGE NUT M10 x 1.5, Flg, Cl 10
			7230 8230 9230

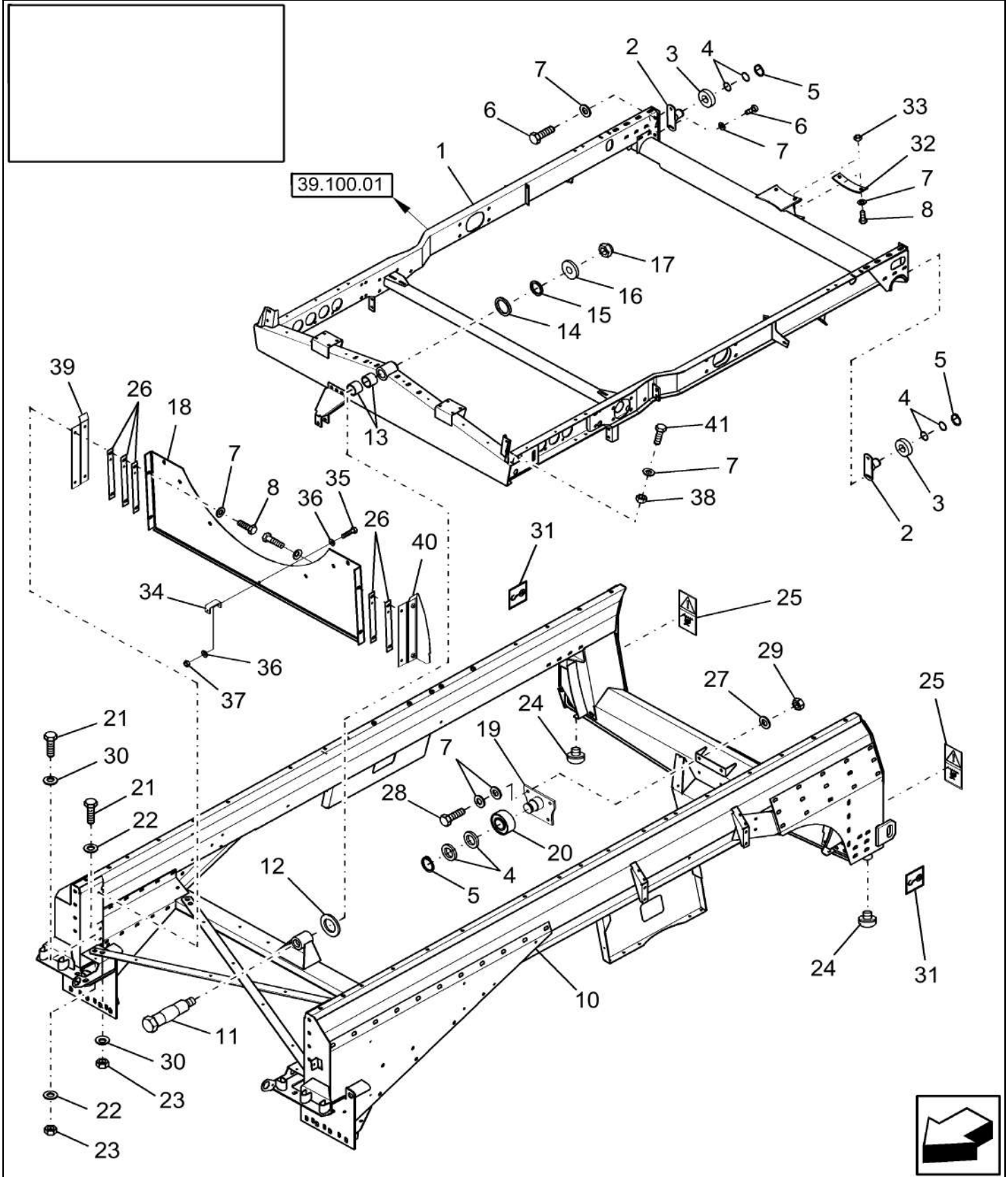
39.100.AB

02

p2

10/201
3

FRAME, LOWER & PIVOT, CLEANING SHOE, SELF-LEVELING



FRAME, LOWER & PIVOT, CLEANING SHOE, SELF-LEVELING

REF FN	PART NUMBER	YR/SN	QTY DESCRIPTION
30	86589278		4 BELLEVILLE WASHER M17 x 41.5 x 4.5, HT
31	449973		2 DECAL
32	84457842		1 WEAR PLATE
33	100037		2 NUT M10 x 1.5, CI 8, Prev Torque
34	87318696		1 SUPPORT Bracket
35	120100		1 BOLT Hex, M6 x 1 x 20mm, CI 8.8
36	322357		2 BELLEVILLE WASHER M6
37	9706755		1 NUT M6, CI 8
38	100016		2 NUT M10, CI 8
38	137938		2 SPACER
39	87317610		1 PLATE
39	87332489		1 BRACKET R.H.
40	87317607		1 PLATE
40	87332486		1 BRACKET L.H.
41	120068		2 BOLT Hex, M10 x 40, 8.8, Full Thd
			7230 8230 9230

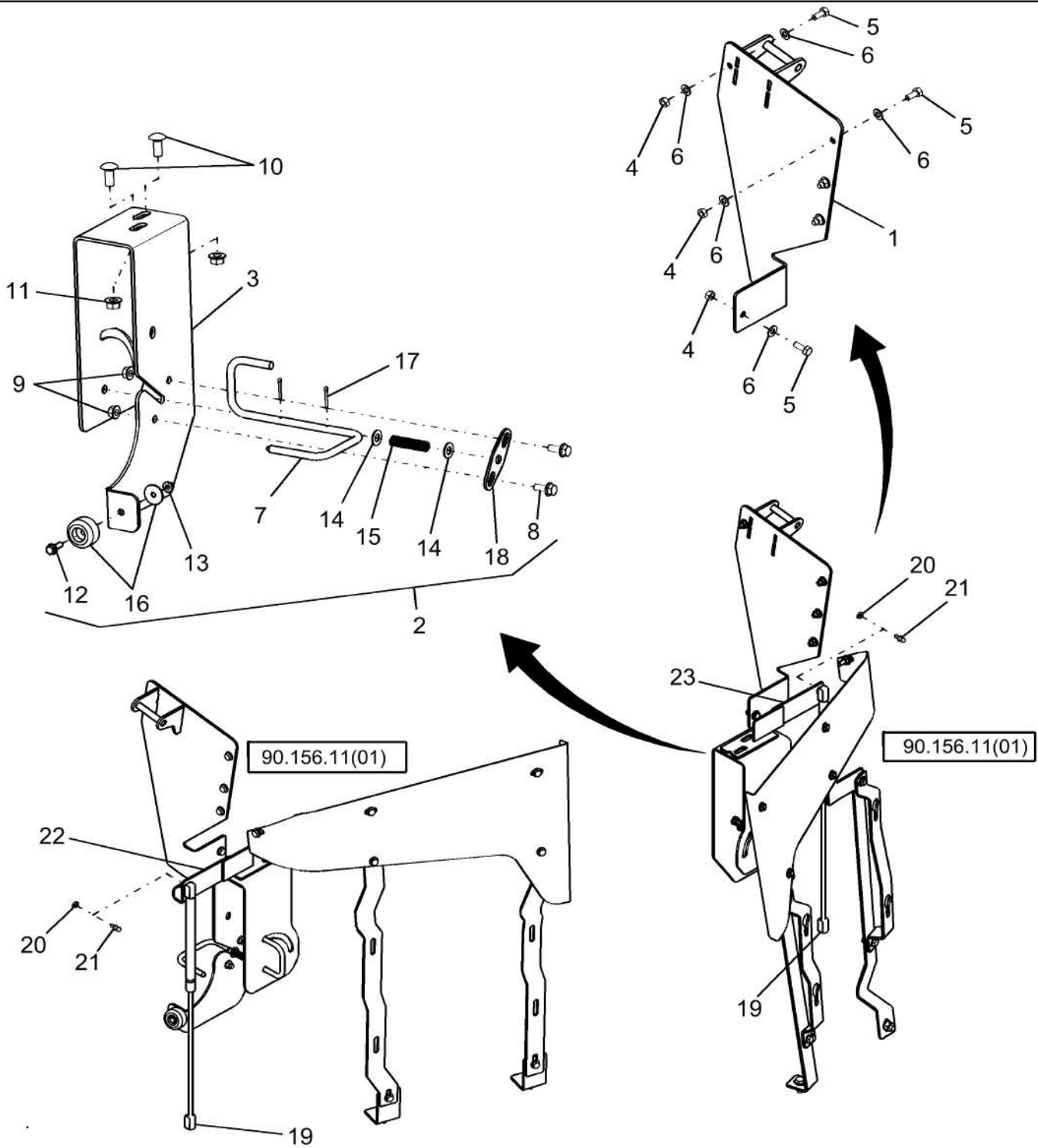
39.100.AB

03

p1

10/201
3

BRACKETS, FRONT SUPPORTING

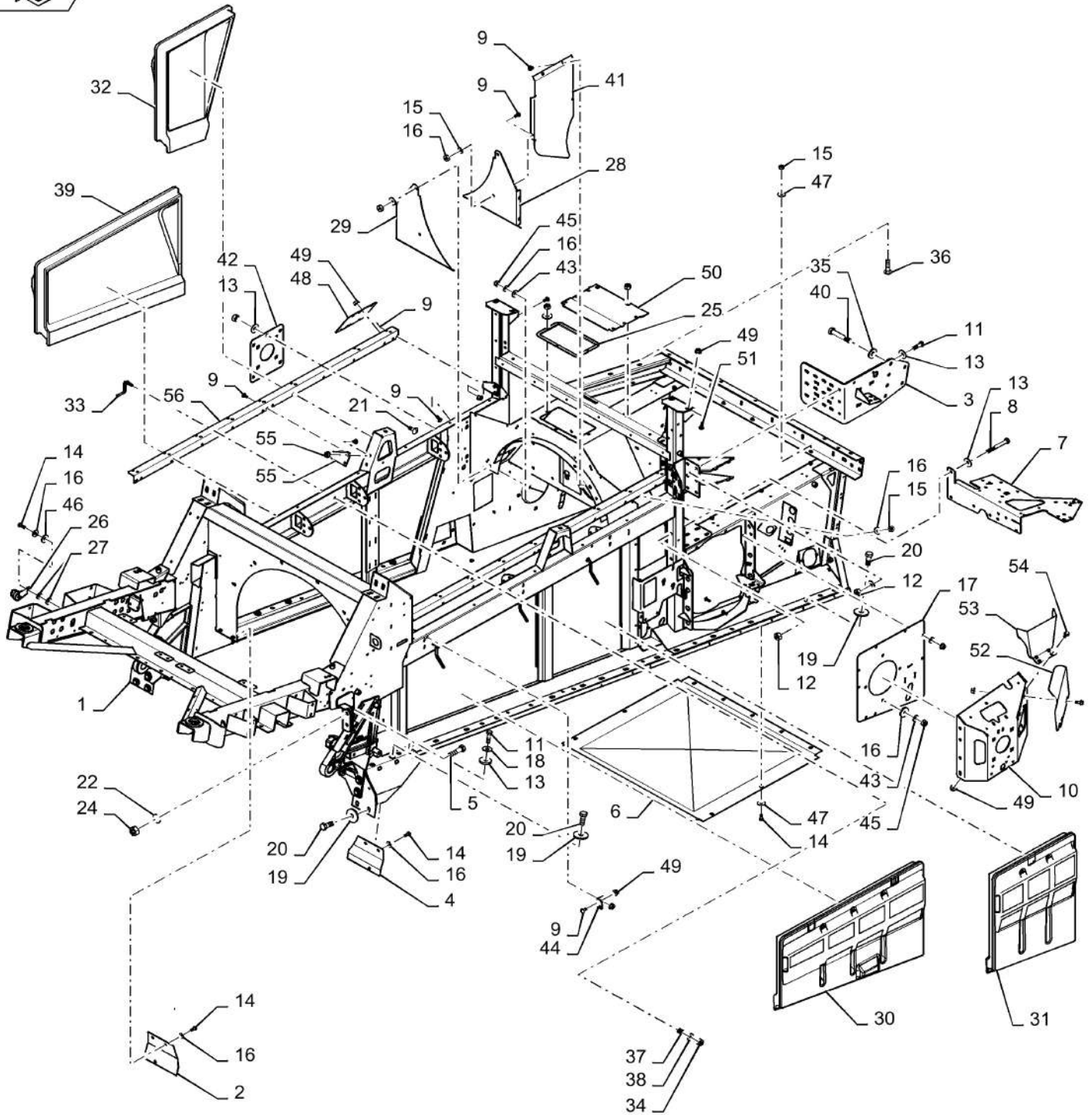


BRACKETS, FRONT SUPPORTING

REF FN	PART NUMBER	YR/SN	QTY DESCRIPTION
1	87659014		1 SUPPORT ASSY. L.H.
1	87584402		1 BRACKET R.H.
2	87711604		1 BRACKET Lock, L.H. Front Transport
2	87711600		1 BRACKET Lock, R.H. Front Transport
3	84153346		1 BRACKET L.H. Transport Lock
3	84150458		1 BRACKET R.H. Transport Lock
4	9706690		10 NUT Hex, M8, 1.25mm Pitch, 6.80mm High, CI 8, ZND
5	120104		10 BOLT Hex, M8 x 1.25 x 20mm, CI 8.8, Full Thd
6	322358		20 BELLEVILLE WASHER M8
7	84150459		1 LATCH Rod, R.H.
7	87711607		1 LATCH Rod, L.H.
8	87656137		4 BOLT Hvy Hex, M8 x 20mm, CI 10.9
9	86507066		4 FLANGE NUT M8 x 1.25, Flg, CI 10
10	87682391		4 CARRIAGE BOLT Sht Sq Nk, M10 x 25mm, CI 10.9
11	86050279		4 FLANGE NUT M10 x 1.5, Flg, CI 10
12	87675531		2 BOLT
13	86050300		2 FLANGE NUT M6 x 1, Flg, CI10
14	495-11041		4 WASHER 3/8", SAE
15	192216A1		2 SPRING
16	87602893		2 BUMPER
17	432-812		4 COTTER PIN 1/8" x 3/4"
18	87676999		2 BRACKET
19	87728305		2 STRUT
20	86619801		AR FLANGE NUT Prev Torque, Hex Flg, M8, CI 8
21	83952214		2 BALL STUD
22	84337451		1 BRACKET R.H.
23	84337457		1 BRACKET L.H.

7230 8230 9230

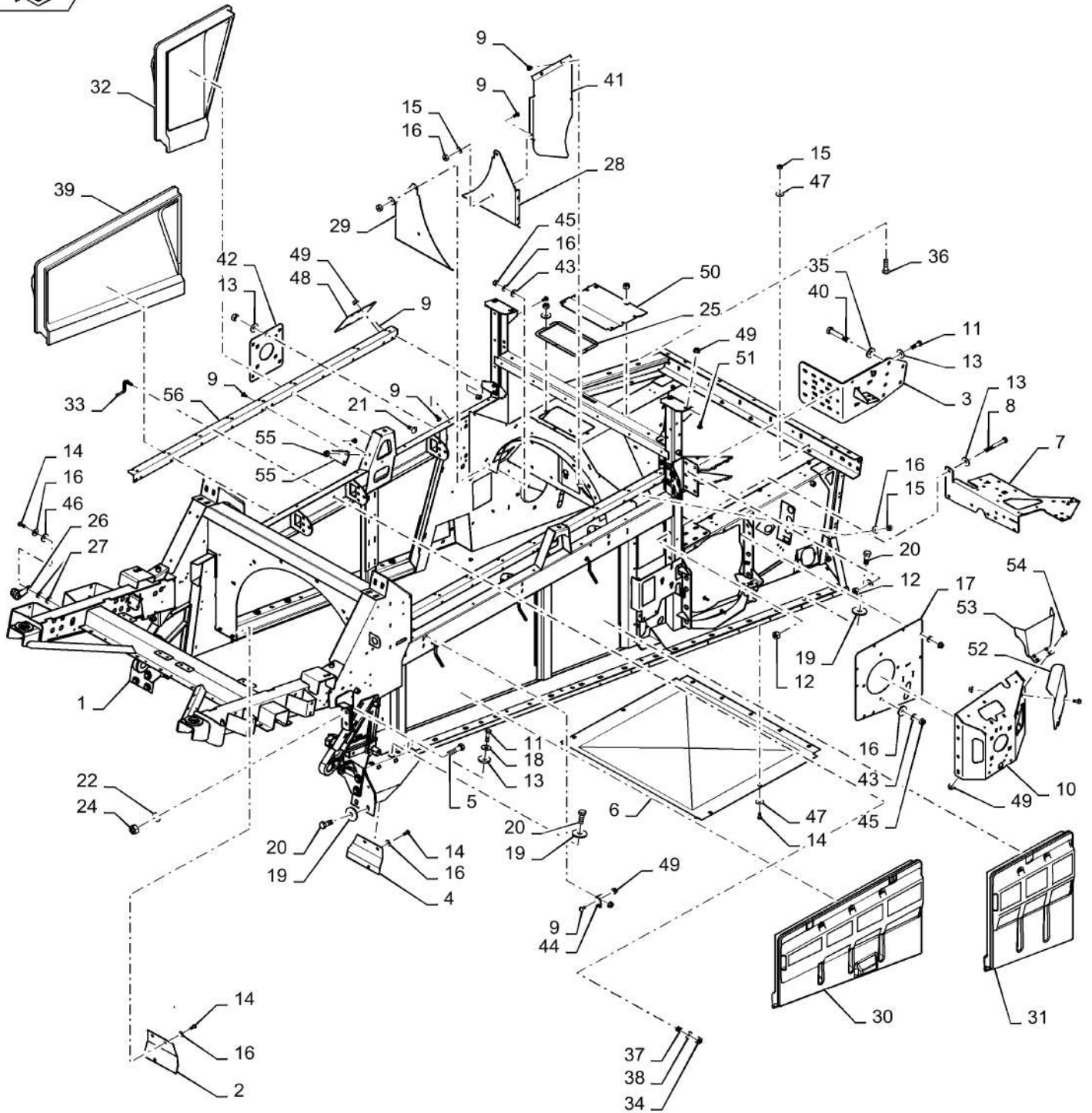
FRAME, THRESHING T2/T4



FRAME,THRESHING T2/T4

REF FN	PART NUMBER	YR/SN	QTY DESCRIPTION
1	NSS		1 NOT SERVICED SEPARATELY Frame Is Not A Service Item
2	87516812		1 COVER
3	87579208		1 PLATE
4	87518111		1 COVER
5	323866		4 BOLT Hex, M16 x 2 x 60mm, CI 8.8
6	87109397		1 SHEET
7	87109087		1 BRACKET
8	86508622		2 BOLT Hex, M12 x 1.75 x 100mm, CI 10.9
9	86507486		32 CARRIAGE BOLT Sht Sq Nk, M8 x 20mm, CI 8.8, Full Thd
10	84376771		1 BRACKET
11	86629541		38 BOLT Hex, M12 x 40mm, CI 8.8, Full Thd
12	9706685		14 NUT M12, CI 8
13	140046		66 BELLEVILLE WASHER Belleville, M12
14	120104		23 BOLT Hex, M8 x 1.25 x 20mm, CI 8.8, Full Thd
15	9706690		27 NUT Hex, M8, 1.25mm Pitch, 6.80mm High, CI 8, ZND
16	322358		35 BELLEVILLE WASHER M8
17	87687319		1 COVER ASSY
18	86592701		26 WASHER M12 x 35 x 5, HT
19	86589278		16 BELLEVILLE WASHER M17 x 41.5 x 4.5, HT
20	43168		16 BOLT Hex, M16 x 40mm, CI 8.8, Full Thd
21	120044		12 CARRIAGE BOLT Short NK, M12 x 30, CI8.8, Full Thd
22	140048		8 BELLEVILLE WASHER M16
23	120044		12 CARRIAGE BOLT Short NK, M12 x 30, CI8.8, Full Thd
24	10020		4 NUT
			7230 8230 9230

FRAME, THRESHING T2/T4

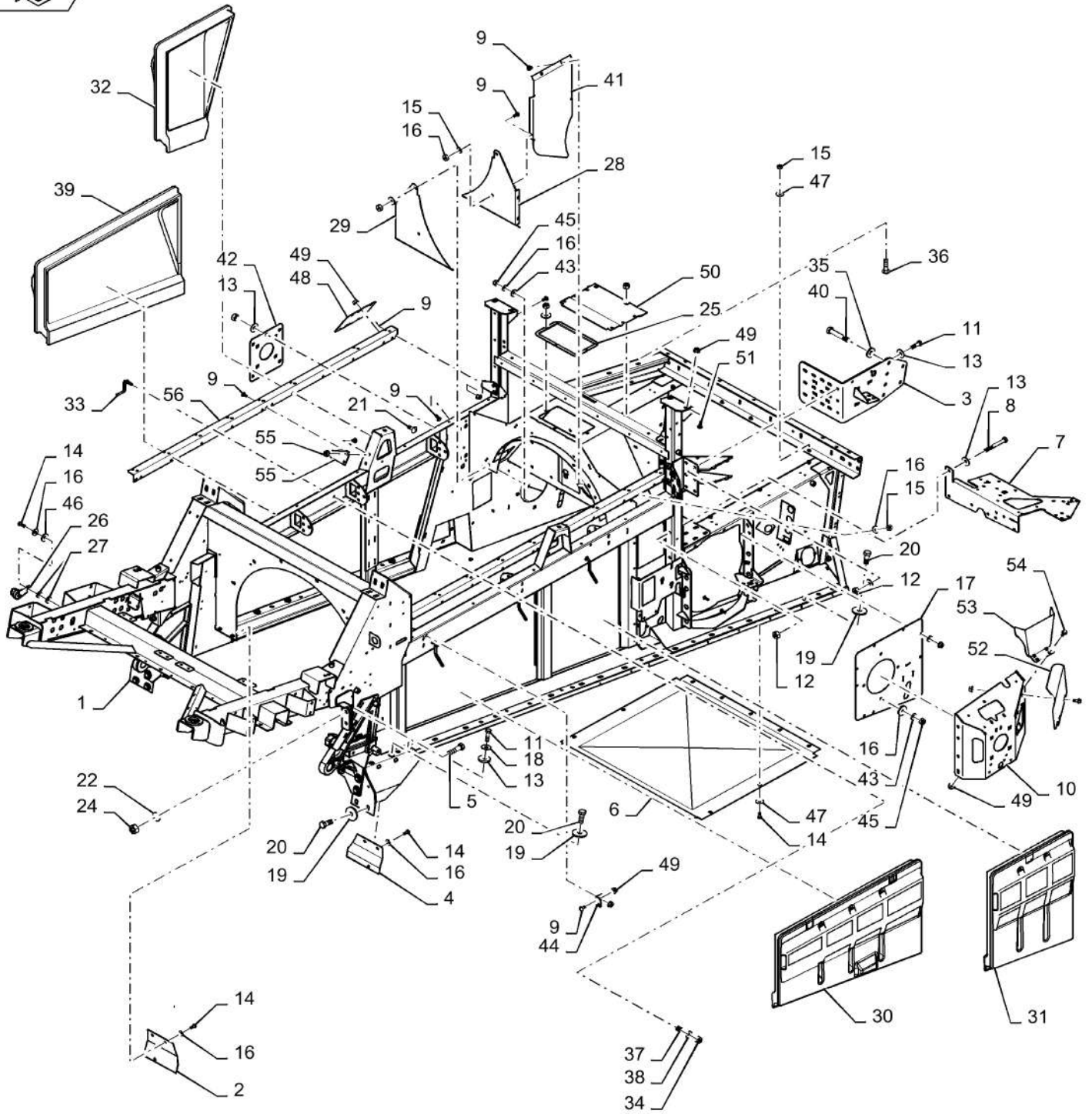


FRAME,THRESHING T2/T4

REF FN	PART NUMBER	YR/SN	QTY DESCRIPTION
25	87282112		1 COVER
26	87282765		1 SENSOR
27	87662443		1 SPACER
28	87107513		1 PLATE
29	87107515		1 PLATE
30	87000990		1 DOOR
31	86975027		1 DOOR
32	86975028		1 DOOR
33	87106461		6 HANDLE
34	100037		6 NUT M10 x 1.5, CI 8, Prev Torque
35	86625266		6 WASHER M17.5 x 30 x 4, HT
36	87024996		4 BOLT
37	87281904		6 SPRING
38	140045		6 BELLEVILLE WASHER M10
39	87000991		1 DOOR
40	350616		6 BOLT Hex, M16 x 2 x 90mm, CI 8.8
41	87107511		1 DEFLECTOR
42	87282128		1 BRACKET
43	140041		10 WASHER M8 x 28 x 3
44	84402171		1 BRACKET
45	86629542		8 NUT M8 x 1.25, CI 8
46	87033737		2 WASHER M8 x 28 x 3
47	412650		21 BELLEVILLE WASHER Belleville, M8
48	87727894		1 COVER PLATE
49	86505868		26 SERRATED NUT M8, Flg Ser
50	87685701		1 COVER ASSY
51	308761		8 BOLT Short NK, M8 x 25, CI8.8, Full Thd
52	84330723		1 BRACKET
53	84330768		1 BRACKET
54	9804258		4 BOLT Hvy Hex, M8 x 1.25 x 20mm, CI 8.8, Full Thd
55	84402169		3 BRACKET
56	84402167		2 CHANNEL

7230 8230 9230

FRAME, THRESHING T2/T4



39.101.AC

p3

10/201
3

FRAME,THRESHING T2/T4

REF FN	PART NUMBER	YR/SN	QTY DESCRIPTION
---------------	--------------------	--------------	------------------------

57	84488952		1 BRACKET L Bracket Attached to 87579208, Not Shown, T2 Only
----	----------	--	--

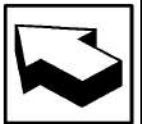
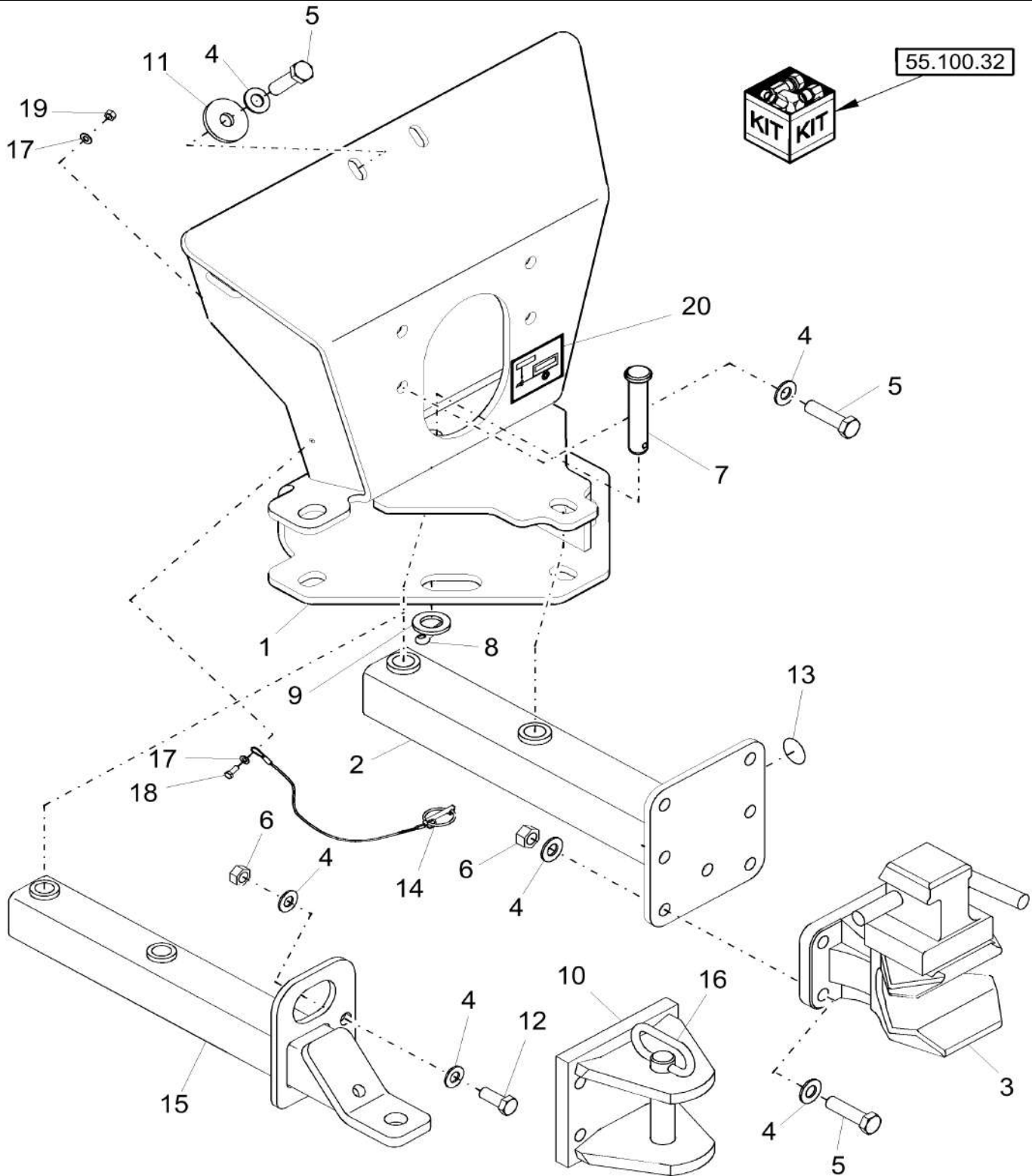
7230 8230 9230

39.110.AM

p1

10/201
3

HITCH, TRAILER



HITCH, TRAILER

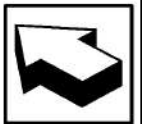
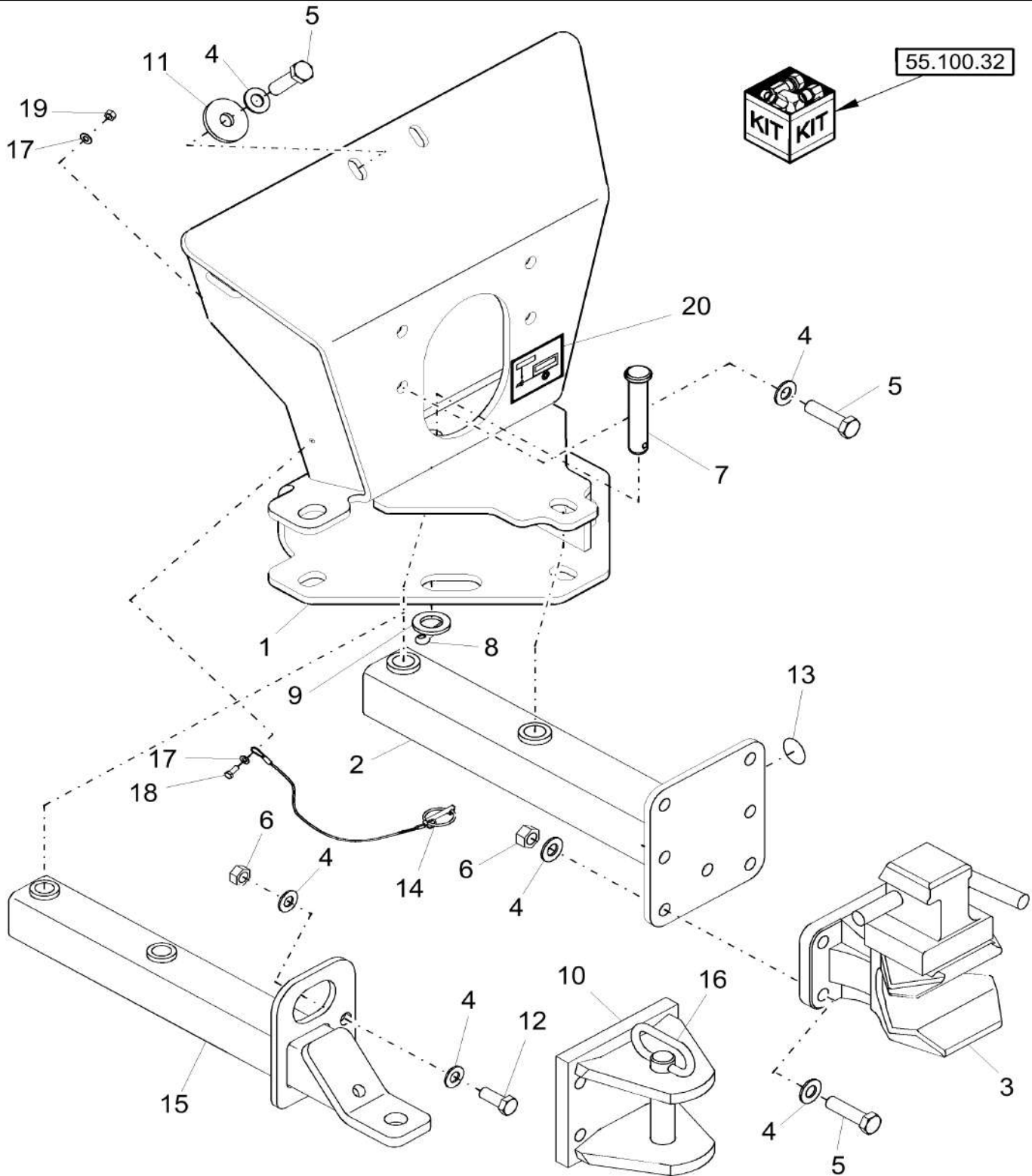
REF FN	PART NUMBER	YR/SN	QTY DESCRIPTION
1	84527811		AR SERVICE KIT Auto-Rotating Hitch, Incl Refs 1 Thru 20, As Indicated
2	84421627		AR SERVICE KIT Auto-Rotating Hitch, Incl Refs 1 Thru 20, As Indicated
1	84527753		AR SERVICE KIT Kit, Fixed, Incl Refs 1 Thru 20, As Indicated
2	84528210		AR SERVICE KIT Fixed, Incl 84084745
1	84427774		1 MOUNT Incl Decal
2	84421626		1 RIGID TUBE Hitch
3	84512346		1 HITCH Auto Rot
3	84499135		1 HITCH Auto Rotate, EU, Not Shown
4	140048		14 BELLEVILLE WASHER M16
5	323866		10 BOLT Hex, M16 x 2 x 60mm, Cl 8.8
6	100020		4 NUT M16, Cl 8
7	86984254		2 CLEVIS PIN M24 x 135
8	9515820		1 COTTER PIN M6.3 x 40
9	140022		2 WASHER M24 x 44 x 4
10	3 84400985		1 HITCH
11	337522		2 WASHER M16 x 56 x 5
12	43168		2 BOLT Hex, M16 x 40mm, Cl 8.8, Full Thd
13	4 84334828		1 DECAL 100 Hour
14	87668116		1 LOCK PIN Incl Tether
15	5 84527725		1 HITCH
16	2 84817651		1 HITCH PIN
17	86625263		2 WASHER M8 x 20 x 1.6
18	43127		1 BOLT Hex, M8 x 1.25 x 25mm, Cl 8.8, Full Thd
(1)	NA		
(2)	EU Only		
(3)	EU Only,Fixed Hitch		
(4)	Used W/Ref 3 Only		
(5)	Fixed Hitch,For NA Only		
			7230 8230 9230

39.110.AM

p2

10/201
3

HITCH, TRAILER



39.110.AM

p2

10/201
3

HITCH, TRAILER

REF FN	PART NUMBER	YR/SN	QTY DESCRIPTION
19	9706690		1 NUT Hex, M8, 1.25mm Pitch, 6.80mm High, CI 8, ZND
20	84433130		1 DECAL Maximum Weight

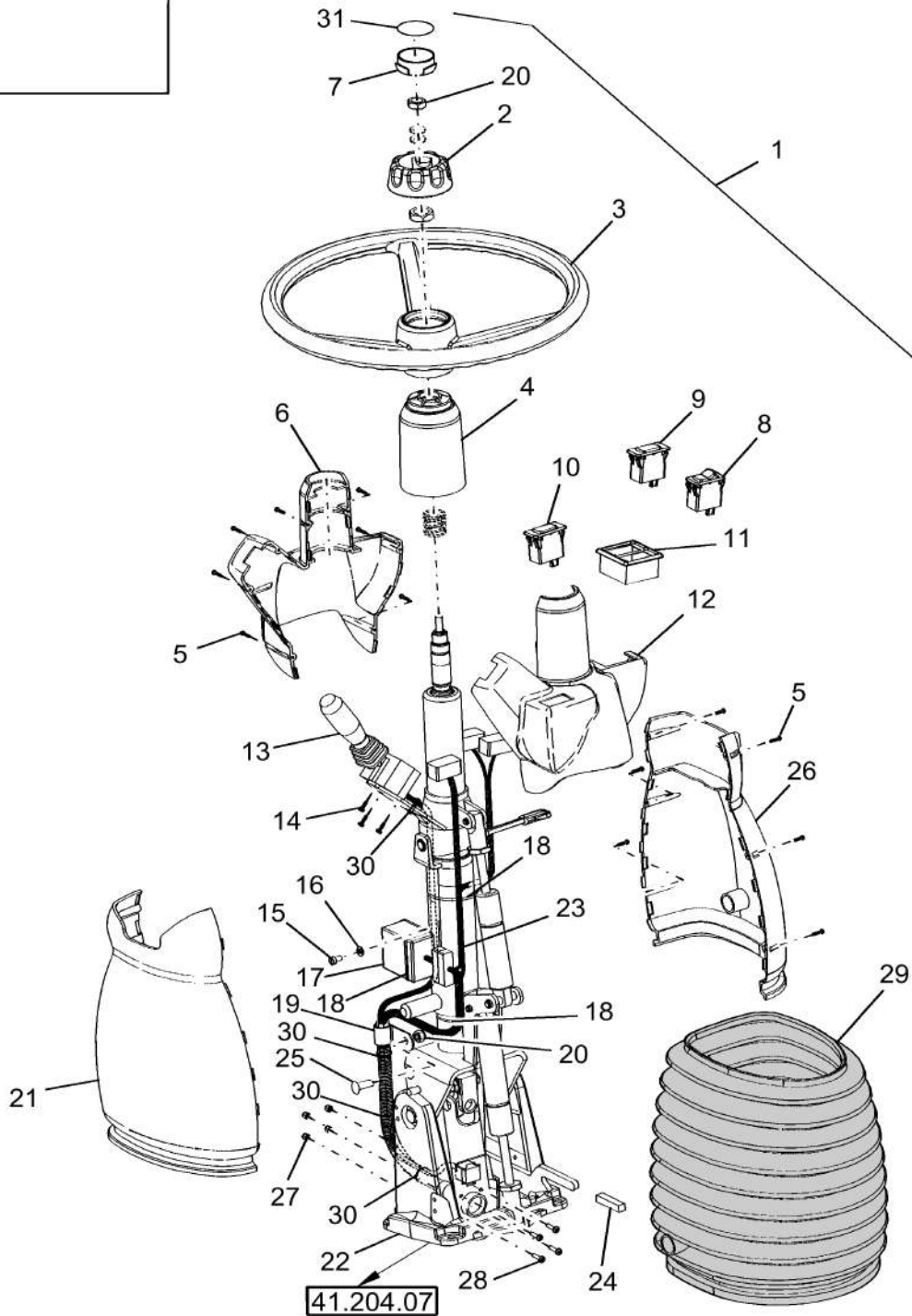
7230 8230 9230

SECTION INDEX

Steering

41.101.AB		STEERING COLUMN, EXTERNAL COMPONENTS
41.101.AB		STEERING COLUMN
41.101.AE		STEERING COLUMN, INTERNAL COMPONENTS
41.106.AC		DRIVE SHAFTS AND RODS, TRACK - NA ONLY
41.106.AJ		STEERING WHEEL, DELUXE AND LUXURY
41.200.AO	01	HYDRAULIC STEERING PLUMBING 7230
41.200.AO	02	HYDRAULIC STEERING PLUMBING
41.200.CA	01	STEERING CONTROL VALVE
41.200.CA	02	STEERING CONTROL VALVE, MOUNTING
41.206.AA		PUMP, STEERING
41.216.AN		STEERING CYLINDER
41.216.AO		STEERING CYLINDER, REAR
41.432.AC		HYDRAULIC SYSTEM, AUTOGUIDANCE
41.432.AE		AUTO GUIDANCE-READY, HYDRAULIC VALVE W/PRESSURE RELIEF
41.432.AE	01	STEERING CONTROL VALVE, AUXILIARY STEERING,
41.432.AE	02	MANIFOLD, VALVE, STEERING AUTOGUIDANCE BREAKDOWN

STEERING COLUMN, EXTERNAL COMPONENTS



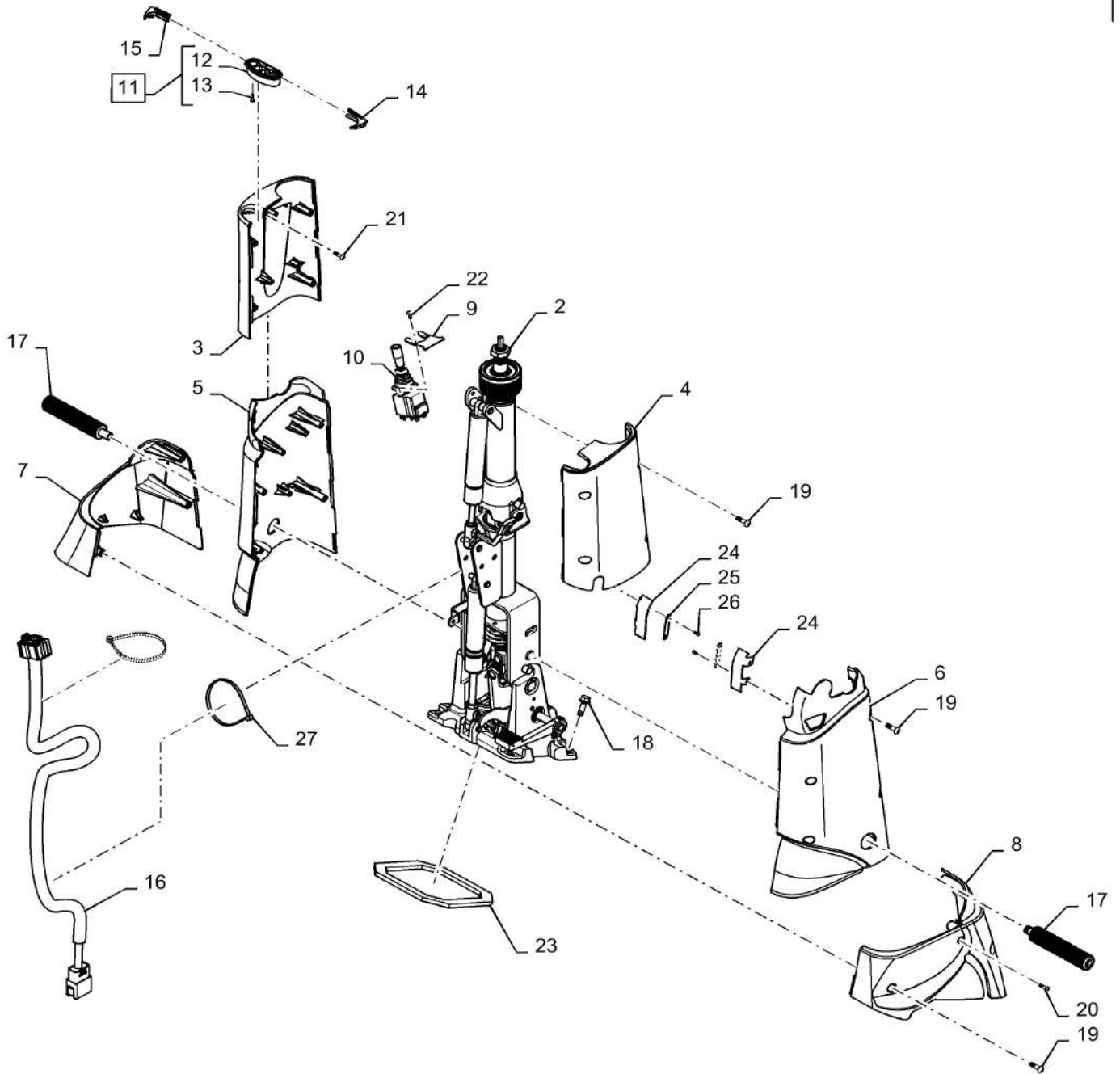
STEERING COLUMN, EXTERNAL COMPONENTS

REF FN	PART NUMBER	YR/SN	QTY DESCRIPTION
1	84800572		1 STEERING COLUMN
2	86996214		1 KNOB
3	86995157		1 STEERING WHEEL
4	86995762		1 COVER
5	84067935		13 SCREW M3 x 16mm
6	86995939		1 COVER Upper, Front
7	84806242		1 KNOB
8	84800576		1 FLASHER SWITCH Rocker; Hazard
9	84800577		1 INDICATOR LIGHT Switch
10	84800578		1 INDICATOR LIGHT
11	84800579		2 BEZEL
12	86995940		1 COVER Upper, Rear
13	86622301		1 LIGHT SWITCH Turn Indicator
14	PL		3 PROCURE LOCALLY Screw
15	PL		3 PROCURE LOCALLY Screw
16	PL		1 PROCURE LOCALLY Washer
17	86578898		1 FLASHER UNIT
18	PL		3 PROCURE LOCALLY Wire Tie
19	PL		1 PROCURE LOCALLY Clamp
20	PL		2 PROCURE LOCALLY Locknut, M8
21	86995941		1 COVER Lower, L.H.
22	84442024		1 STEERING COLUMN
23	84800580		1 WIRE HARNESS Steering Column
24	84807930		1 BOOT
25	PL		1 PROCURE LOCALLY Screw, M8 x 20
26	86995942		1 COVER Lower, R.H.
27	PL		4 PROCURE LOCALLY Locknut, M4
28	PL		4 PROCURE LOCALLY Screw, M4 x 16
29	84800574		1 BOOT
30	PL		6 PROCURE LOCALLY Wire Tie
31	87614936		1 EMBLEM CASE/IH
			7230 8230 9230

STEERING COLUMN



1

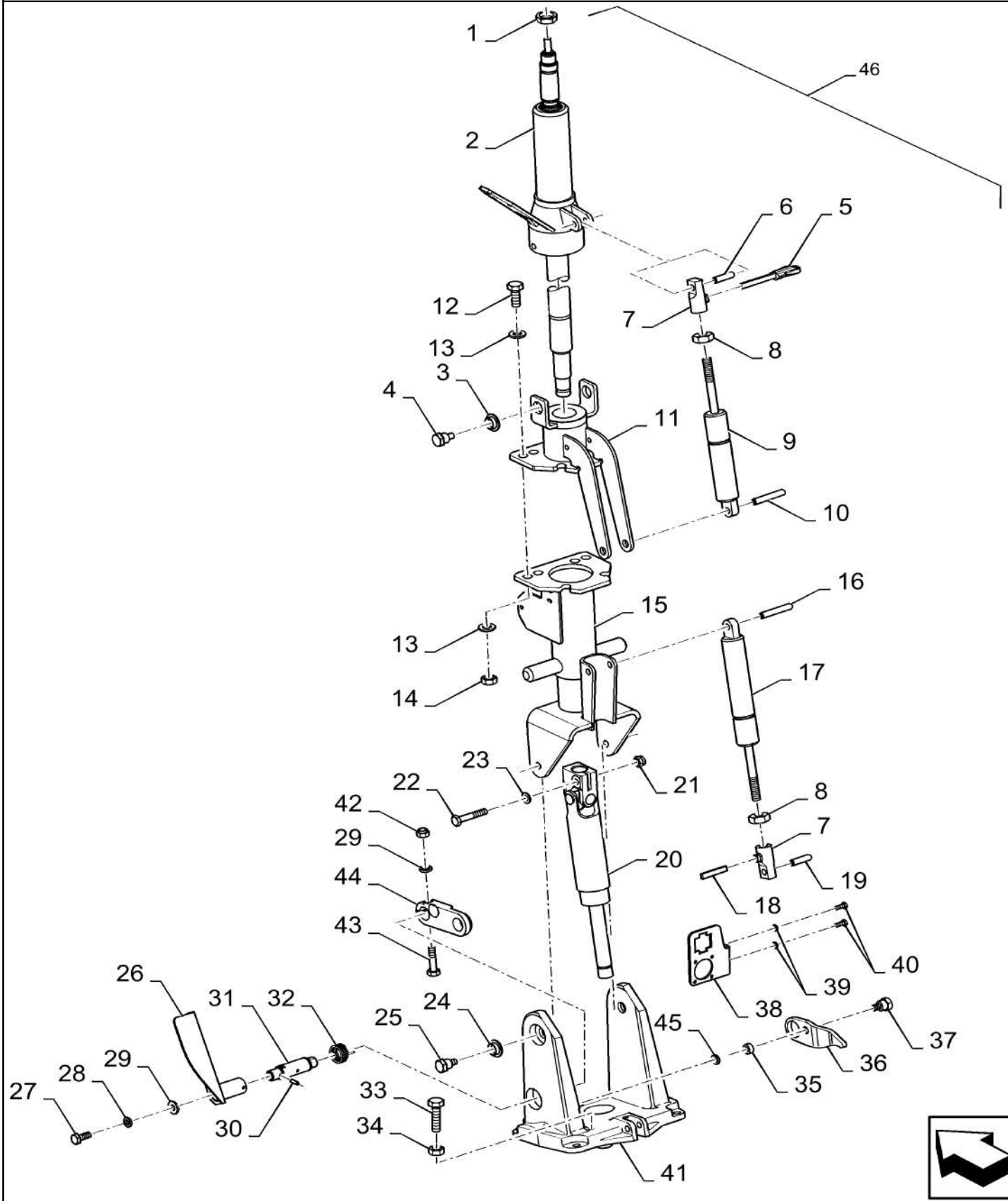


STEERING COLUMN

REF FN	PART NUMBER	YR/SN	QTY DESCRIPTION
1	84331727		1 STEERING COLUMN Incl 2 - 27
2	47433417		1 STEERING COLUMN No Servicable Parts
3	47422975		1 COVER Upper LH
4	47422974		1 COVER Upper RH
5	47422986		1 COVER Middle LH
6	47422982		1 COVER Middle RH
7	84323821		1 COVER Lower LH
8	84323822		1 COVER Lower RH
9	84539487		1 BRACKET Turn Signal Switch Mounting
10	84360909		1 TOGGLE SWITCH Turn Signal Switch
11	84344312		1 INSTRUMENT PANEL Lamp Indicator, Incl 12 - 13
12	84469094		1 INSTRUMENT PANEL Lamp Indicator
13	280154		2 SELF-TAP SCREW Cross Rd Hd, #6 x 1/2"
14	47392759		1 MOUNT Indicator Display, RH
15	47392763		1 MOUNT Indicator Display, LH
16	84524006		1 HARNESS Steering Column To Cab Harness
17	47424855		2 FOOTREST
18	87698833		4 BOLT Hvy Hex Flg, M8 x 25mm, CI 10.9, Full Thd Flange, M8 X 25 10.9
19	86511042		15 SCREW Pan, M4 x 0.5 x 16mm
20	80043982		1 SCREW Pan, M5 x 12mm, CI 4.8
21	86900238		1 SELF-TAP SCREW Cross Pan Hd, #10 x 3/4"
22	86511823		2 SCREW Pan, M4 x 0.7 x 8mm, CI 4.8
23	84582200		1 GASKET To Cab Floor
24	47392741		2 COVER Rubber, Middle
25	84545277		2 PLATE Rubber, Cover Retainer
26	15901470		4 SELF-TAP SCREW #6 self tapping x .375"
27	86566990		3 CABLE TIE M4.8 x 292 L

5130 6130 7130 7230
8230 9230

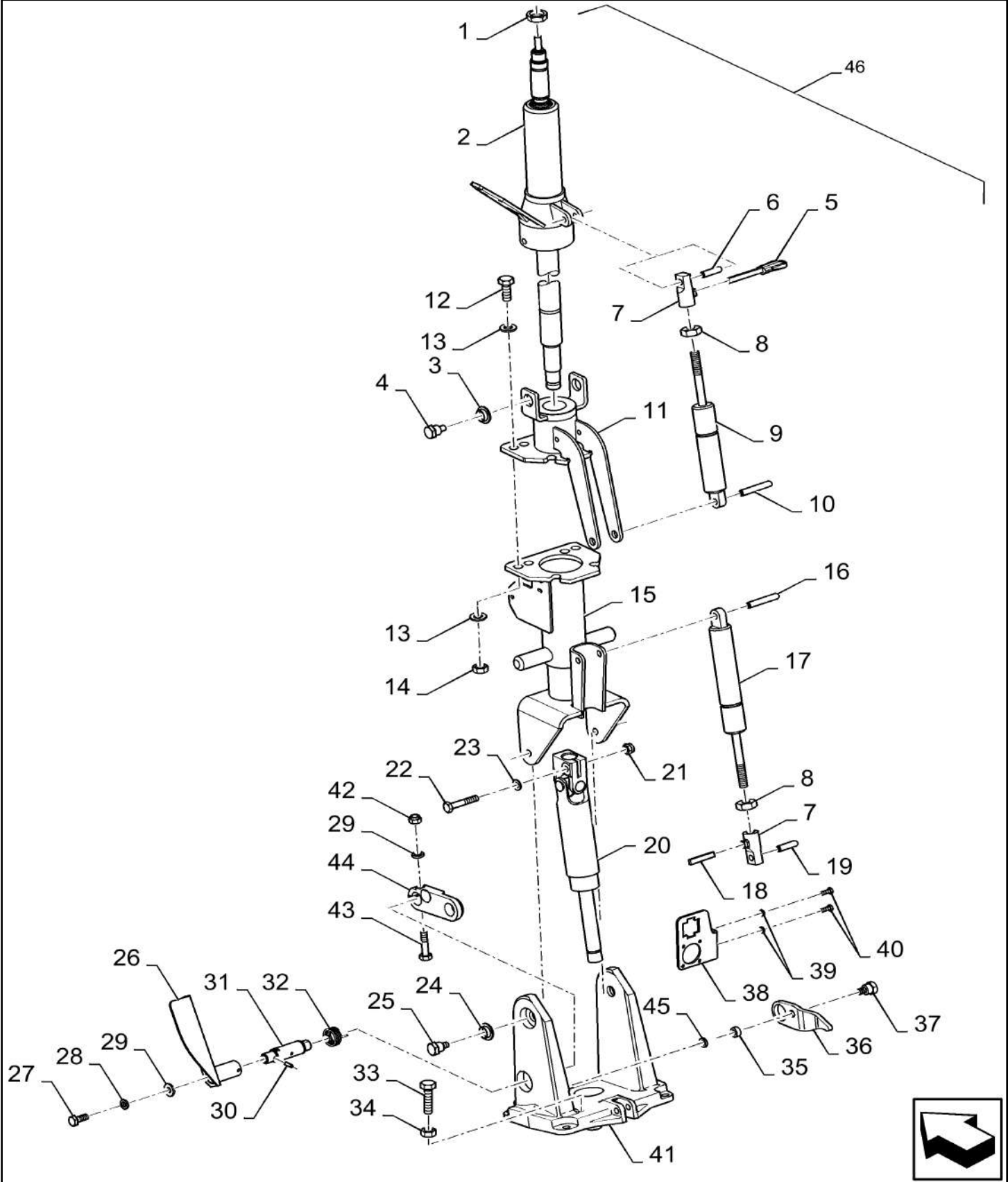
STEERING COLUMN, INTERNAL COMPONENTS



STEERING COLUMN, INTERNAL COMPONENTS

REF FN	PART NUMBER	YR/SN	QTY DESCRIPTION
1	87281805		1 NUT M18
2	87281806		1 SHAFT
3	87281807		2 SLEEVE
4	87281808		2 KIT
5	87281809		1 LEVER
6	87281810		1 PIN
7	87281811		2 HEAD
8	87281812		2 NUT
9	87281813		1 SPRING
10	87281814		1 PIN
11	87281815		1 SUPPORT
12	87281816		4 SCREW Hex, M10 x 25mm, CI 10.9
13	87281817		8 WASHER
14	87281827		4 NUT M10
15	87281828		1 HANDLE
16	87281829		1 PIN
17	87281830		1 SPRING
18	87281831		1 SHAFT
19	87281832		1 PIN
20	87281833		1 UNIVERSAL JOINT
21	87281834		1 NUT M8
22	87281836		1 SCREW Hex, M8 x 40mm, CI 10.9
23	87281837		1 WASHER
24	87281838		2 SLEEVE
25	87281839		2 BOLT
26	87281840		1 PEDAL
27	87281841		1 SCREW Hex, M6 x 14mm, CI 8.8
28	87281842		1 WASHER
29	87281844		2 WASHER
30	87281843		1 PIN
31	87281845		1 BOLT
32	87281846		1 SPRING
33	87281847		1 SCREW Hex, M6 x 22mm, CI 8.8
34	87281848		1 NUT M6
			7230 8230 9230

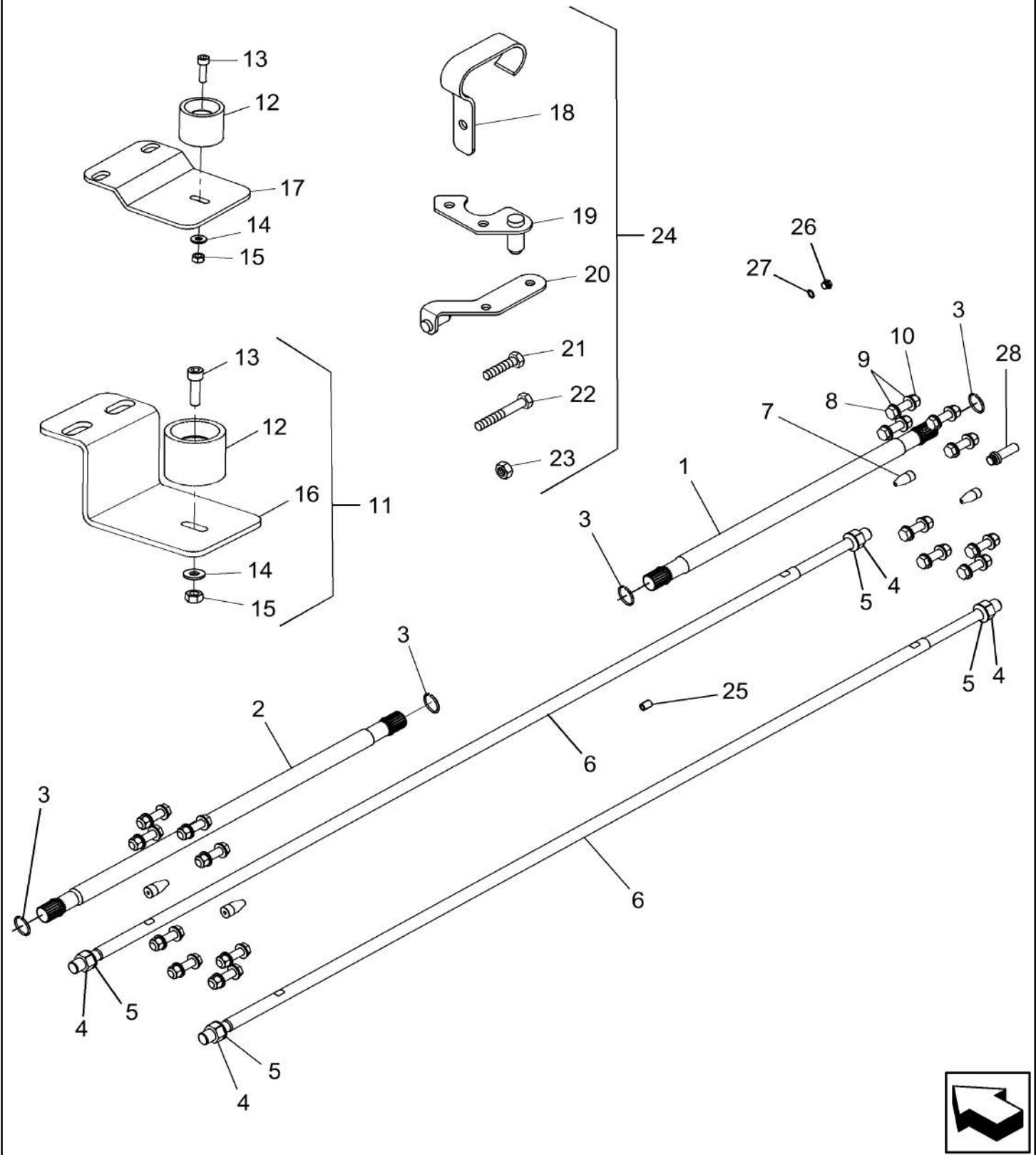
STEERING COLUMN, INTERNAL COMPONENTS



STEERING COLUMN, INTERNAL COMPONENTS

REF FN	PART NUMBER	YR/SN	QTY DESCRIPTION
35	87281849		1 BUSHING
36	87281850		1 LEVER
37	87281851		1 BOLT
38	87281852		1 SUPPORT
39	87281853		2 WASHER
40	87281854		2 SCREW Hex, M4 x 12mm, Cl 5.8
41	87281855		1 BASE
42	87281856		1 NUT M6
43	87281857		1 SCREW Hex, M6 x 30mm, Cl 8.8
44	87281858		1 LEVER
45	87281859		1 WASHER
46	84442024		1 STEERING COLUMN 1 to 45
			7230 8230 9230

DRIVE SHAFTS AND RODS, TRACK - NA ONLY



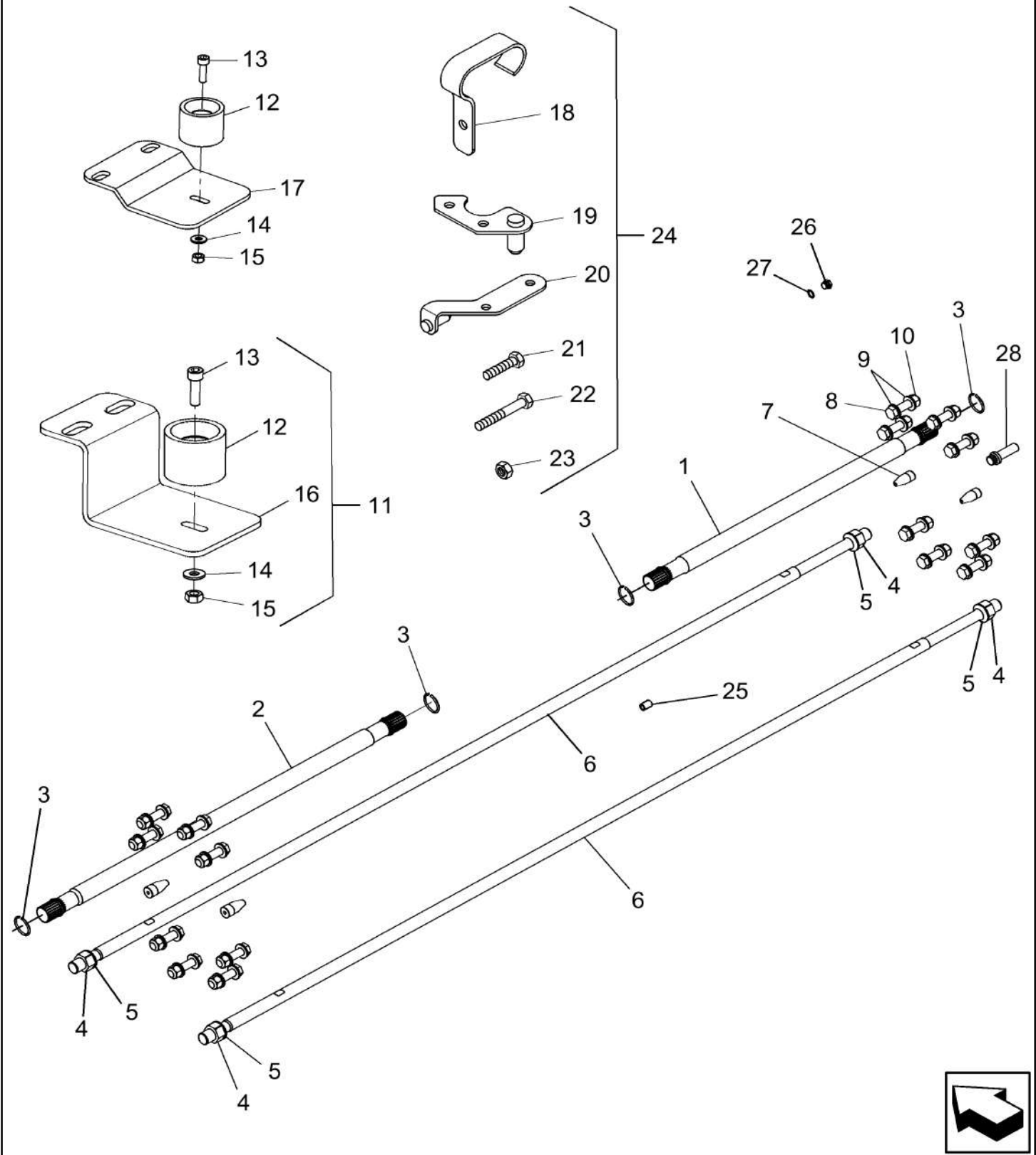
DRIVE SHAFTS AND RODS, TRACK - NA ONLY

REF FN	PART NUMBER	YR/SN	QTY DESCRIPTION
1	84440951		1 DRIVE SHAFT
2	84440957		1 DRIVE SHAFT
3	84446910		4 SNAP RING M40
4	1 300852		4 NUT M30 x 1.5, CI 8
5	{140184}		4
6	84989399		2 ROD
7	84154339		4 PIN Tapered Dowel
8	87024335		16 BOLT Hex, M20 x 80mm, CI 10.9
9	394632		32 WASHER M20 x 40 x 4, HT
10	87024336		16 NUT M20 x 2.5, CI 10
11	87485231		1 PACKAGE, SERVICE Bracket, Upper; Incl Refs 12 Thru 16
12	NSS		2 NOT SERVICED SEPARATELY Fastener, Female Snap
13	86512135		2 HEX SOC SCREW M6 x 20mm, CI 12.9, Full Thd
14	322357		2 BELLEVILLE WASHER M6
15	86500688		2 NUT Hex, M6, 1mm Pitch, 5.20mm High, CI 10, ZND
16	NSS		1 NOT SERVICED SEPARATELY Bracket, Upper
17	NSS		1 NOT SERVICED SEPARATELY Bracket, Lower
18	NSS		2 NOT SERVICED SEPARATELY Bracket
19	87498865		1 BRACKET
20	87498861		1 BRACKET
21	86508568		2 BOLT Hex, M6 x 16mm, CI 8.8, Full Thd
22	86977789		30 BOLT Hex, M6 x 1 x 35mm, CI 8.8
23	86500688		5 NUT Hex, M6, 1mm Pitch, 5.20mm High, CI 10, ZND
24	87498871		1 SERVICE KIT Lower Shielding Modifications; Incl Refs 11 Thru 23

(1) Secure W/Thread Locking Sealant

7230 8230 9230

DRIVE SHAFTS AND RODS, TRACK - NA ONLY



41.106.AC

p2

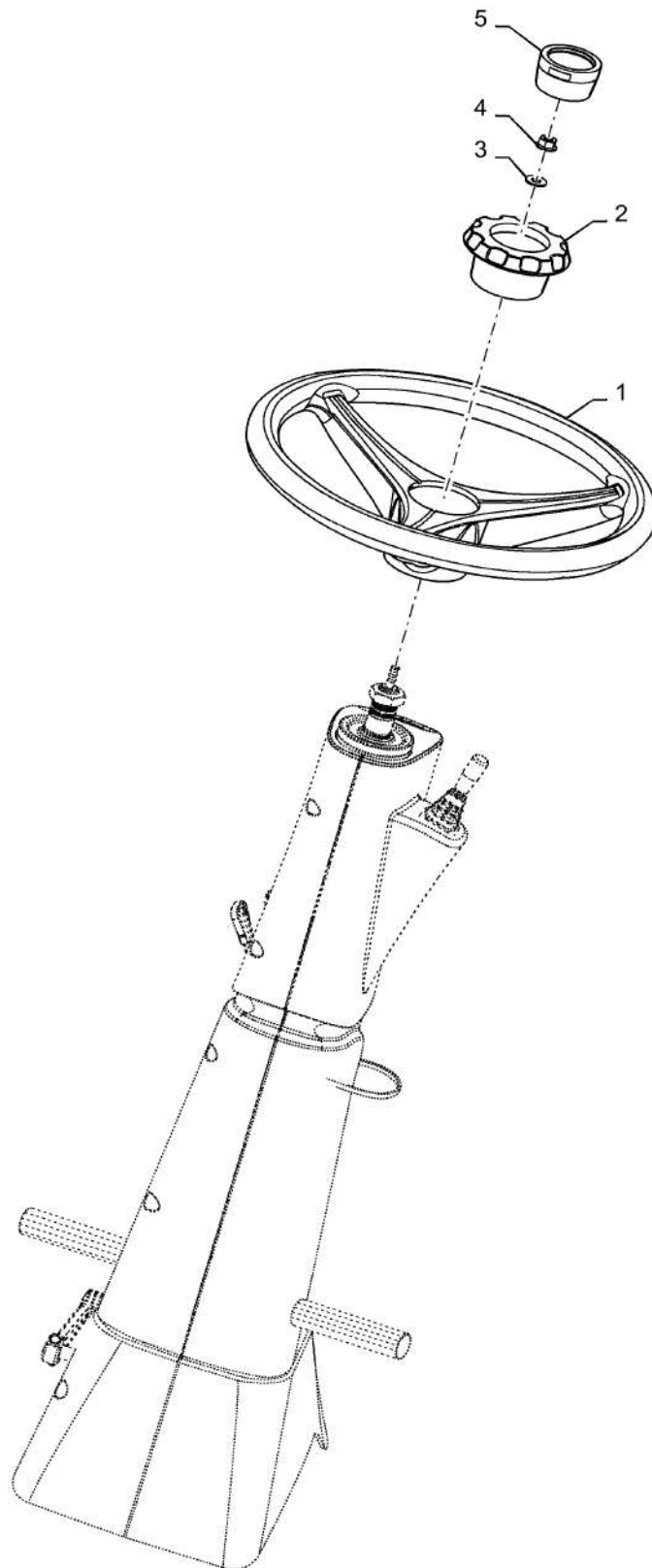
10/201
3

DRIVE SHAFTS AND RODS, TRACK - NA ONLY

REF FN	PART NUMBER	YR/SN	QTY DESCRIPTION
25	84038824		1 BUSHING
26	87282044		2 PLUG
27	3051337R1		2 SEALING RING M18 x 24 x 1.5
28	87682412		2 SCREW M20 x 60mm, CI 12.9 Flg 12 PT M20 x 60 CL 12.9

7230 8230 9230

STEERING WHEEL, DELUXE AND LUXURY



41.106.AJ

p1

10/201
3

STEERING WHEEL, DELUXE AND LUXURY

REF FN	PART NUMBER	YR/SN	QTY DESCRIPTION
1	47419689		1 STEERING WHEEL Deluxe Cab, Black Poly
1	47419693		1 STEERING WHEEL Luxury Cab, Black Leather
2	84283207		1 PLUG Black Poly
3	322358		1 BELLEVILLE WASHER M8
4	86507066		1 FLANGE NUT M8 x 1.25, Flg, CI 10
5	84283206		1 PLUG Black Poly Center

5130 6130 7130 7230
8230 9230

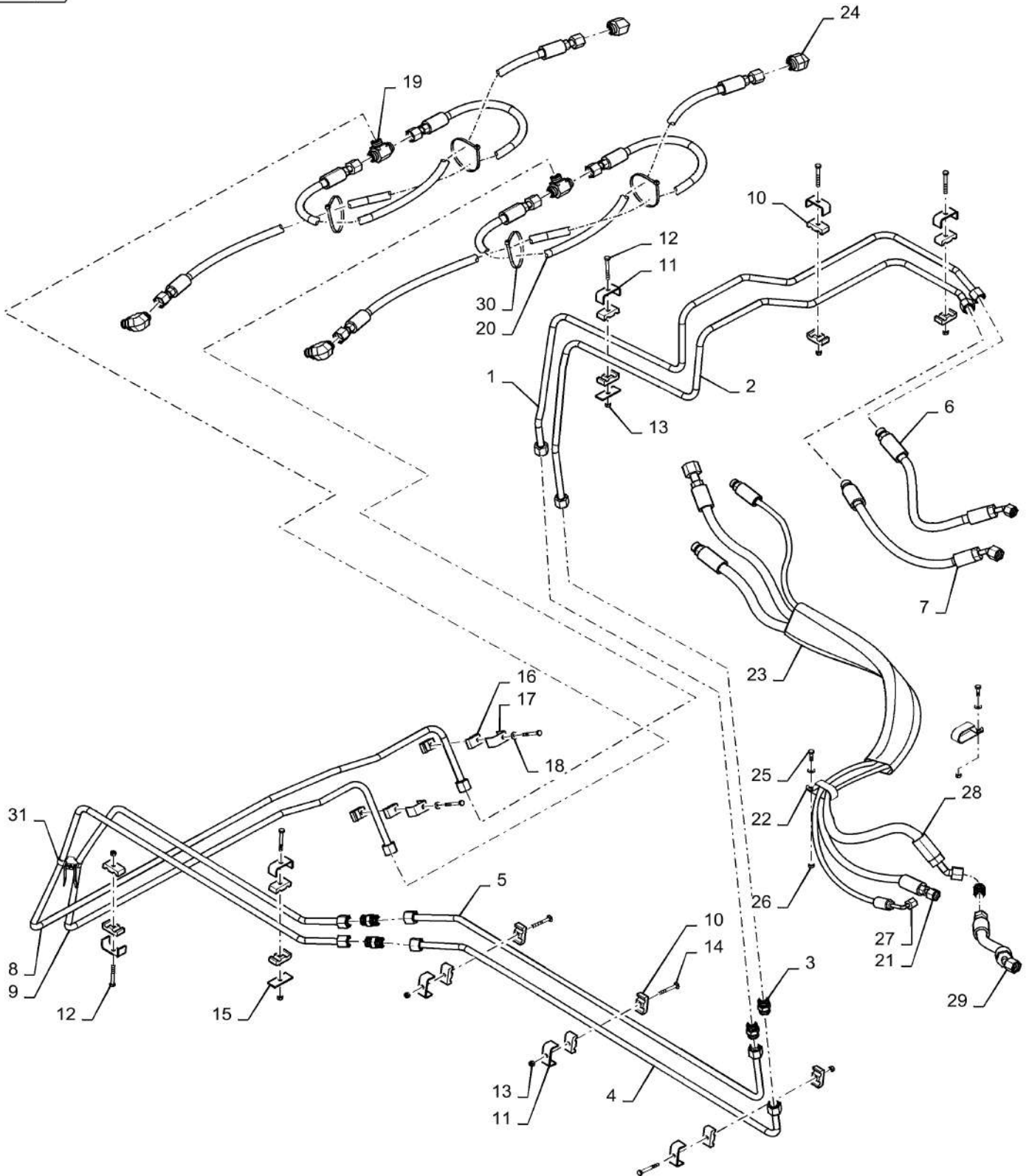
41.200.AO

01

p1

10/201
3

HYDRAULIC STEERING PLUMBING 7230



41.200.AO

01

p1

10/201
3**HYDRAULIC STEERING PLUMBING 7230**

REF FN	PART NUMBER	YR/SN	QTY DESCRIPTION
1	84351973		1 HYD. TUBE Steering Right Front
2	84351978		1 HYD. TUBE Steering Left Front
3	84431547		5 UNION 13/16"-16 ORFS
4	87280104		1 HYD. TUBE 0.50" OD Steering Mid Lower
5	86975348		1 HYD. TUBE 0.50" OD Steering Mid Upper
6	84352320		1 HYDRAULIC HOSE Steering RF
7	84352318		1 HYDRAULIC HOSE Steering LF
8	87011296		1 HYD. TUBE 12.70 mm OD Steering RR
9	86575639		1 HYD. TUBE 12.70 mm DIA
10	430357		16 CLAMP
11	431941		8 SUPPORT
12	120056		8 BOLT Hex, M6 x 1 x 50mm, CI 8.8
13	353308		8 NUT M6 x 1, CI 8
14	412364		2 CARRIAGE BOLT Sht Sq Nk, M6 x 1 x 50mm, CI 8.8, Full Thd
15	434097		2 SUPPORT
16	433008		4 CLAMP
17	442340		2 SUPPORT
18	322357		4 BELLEVILLE WASHER M6
19	86533127		2 TEE 13/16"-16 ORFS
20	84068103		4 HYDRAULIC HOSE Steering
21	84352499		1 HYDRAULIC HOSE SCU Pressure
22	87000220		2 HOSE CLAMP
23	87106240		1 SLEEVE
24	86579691		4 ELBOW 90°, 13/16"-18 ORFS x M18 x 1.5 ORB
25	120100		2 BOLT Hex, M6 x 1 x 20mm, CI 8.8
26	9706755		2 NUT M6, CI 8
27	84352501		1 HYDRAULIC HOSE SCU Signal
28	84352500		1 HYDRAULIC HOSE SCU Return 1
29	84367416		1 HYDRAULIC HOSE SCU Return 2
30	86566990		4 CABLE TIE M4.8 x 292 L

7230 8230 9230

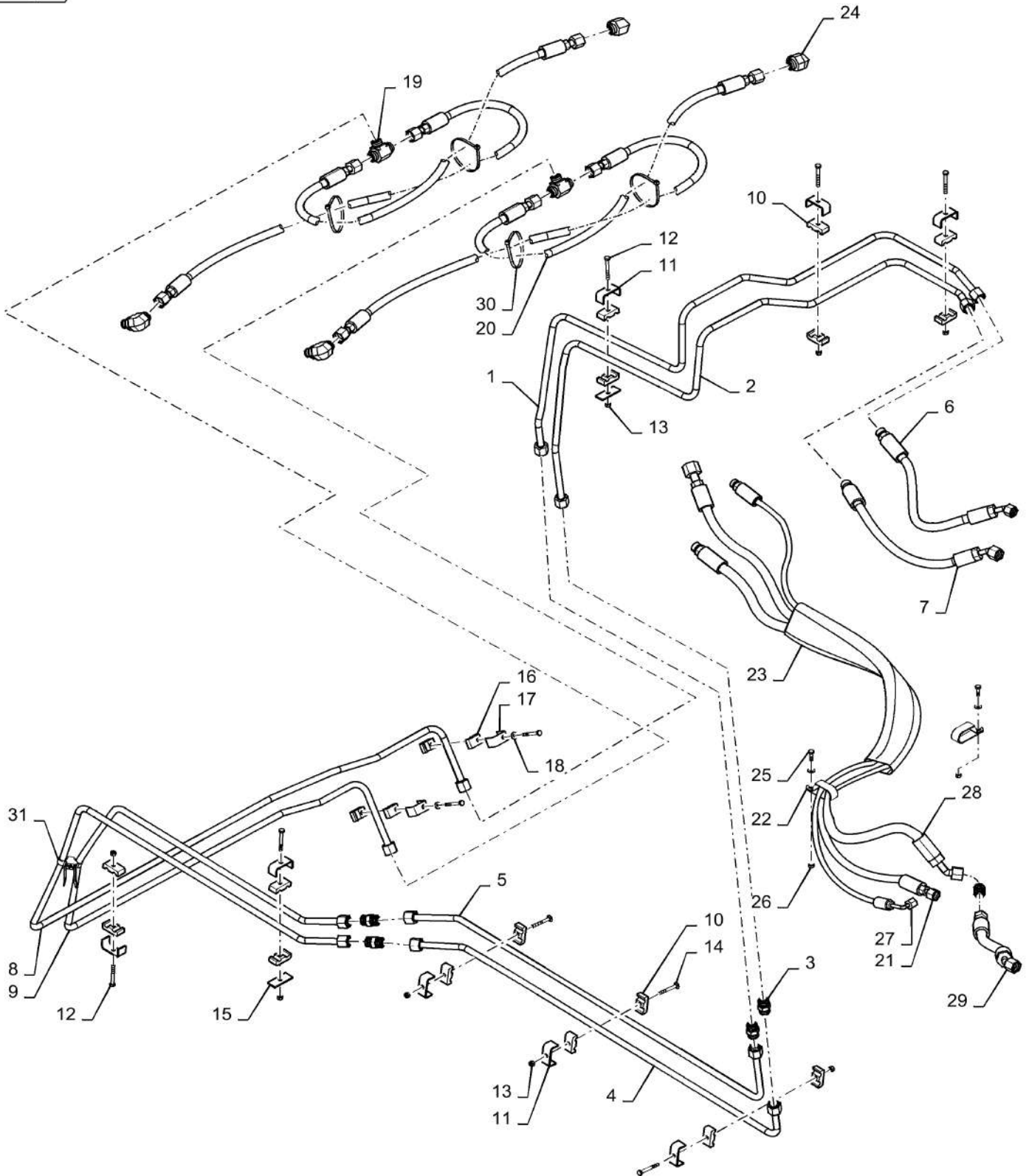
41.200.AO

01

p2

10/201
3

HYDRAULIC STEERING PLUMBING 7230



41.200.AO

01

p2

10/201
3

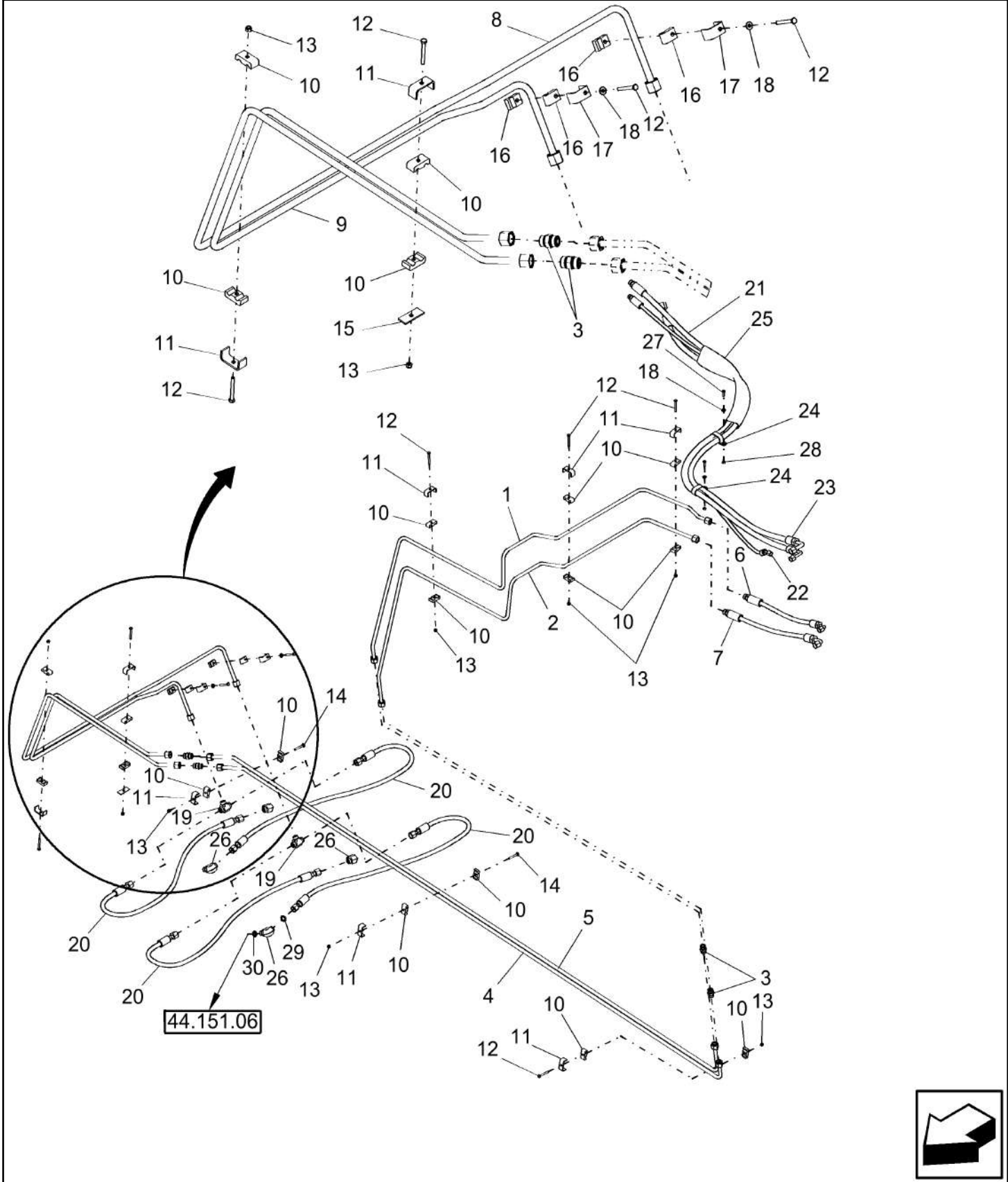
HYDRAULIC STEERING PLUMBING 7230

REF FN	PART NUMBER	YR/SN	QTY DESCRIPTION
---------------	--------------------	--------------	------------------------

31	327144A1		1 CLAMP
----	----------	--	---------

7230 8230 9230

HYDRAULIC STEERING PLUMBING



41.200.AO

02

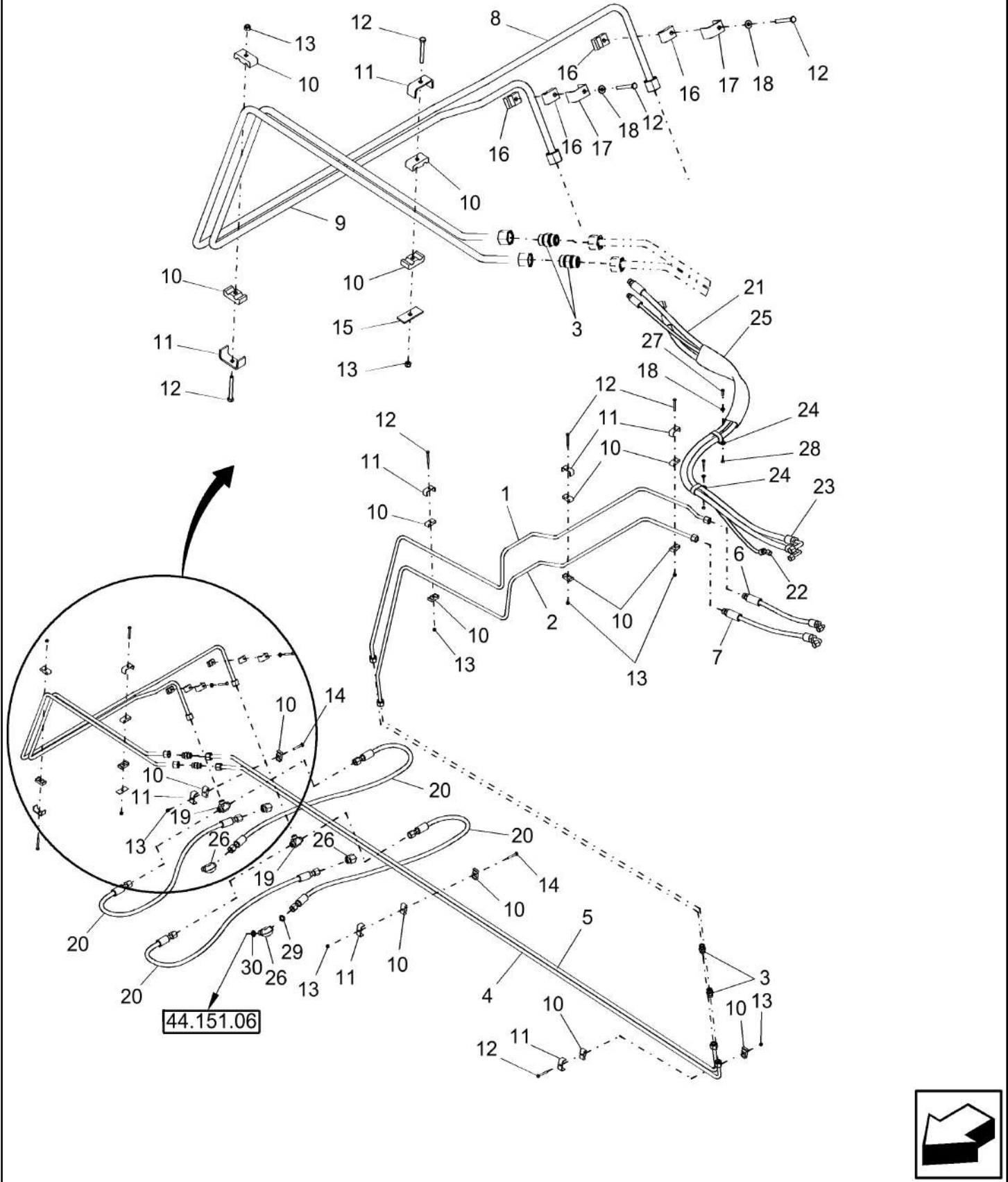
p1

10/201
3**HYDRAULIC STEERING PLUMBING**

REF FN	PART NUMBER	YR/SN	QTY DESCRIPTION
1	87536500		1 HYD. TUBE 0.5" OD Steering, Front, R.H.
2	87536501		1 HYD. TUBE 0.5" OD Steering, L.H.
3	84431547		4 UNION 13/16"-16 ORFS
4	87280104		1 HYD. TUBE 0.50" OD Lower, Mid
5	86975348		1 HYD. TUBE 0.50" OD Upper, Mid
6	87280679		1 FLEXIBLE HOSE Steering, R.H., SCU; L = 430 mm
7	87576607		1 HYDRAULIC HOSE Steering, L.H., SCU; L = 550 mm
8	87011296		1 HYD. TUBE 12.70 mm OD Steering
9	86575639		1 HYD. TUBE 12.70 mm DIA Steering
10	430357		16 CLAMP
11	431941		8 SUPPORT
12	120056		8 BOLT Hex, M6 x 1 x 50mm, CI 8.8
13	353308		8 NUT M6 x 1, CI 8
14	412364		2 CARRIAGE BOLT Sht Sq Nk, M6 x 1 x 50mm, CI 8.8, Full Thd
15	434097		1 SUPPORT
16	433008		4 CLAMP
17	442340		2 SUPPORT
18	322357		4 BELLEVILLE WASHER M6
19	86533127		2 TEE 13/16"-16 ORFS
20	84068103		4 HYDRAULIC HOSE To Steering Cylinders; L = 1200 mm
21	87280799		1 FLEXIBLE HOSE Pressure, SCU
22	87280802		1 FLEXIBLE HOSE Signal, SCU
23	87280801		1 FLEXIBLE HOSE Return, SCU
24	87000220		2 HOSE CLAMP
25	87106240		1 SLEEVE
26	86579691		4 ELBOW 90°, 13/16"-18 ORFS x M18 x 1.5 ORB Incl Refs 29 & 30
27	120100		2 BOLT Hex, M6 x 1 x 20mm, CI 8.8
28	9706755		2 NUT M6, CI 8

7230 8230 9230

HYDRAULIC STEERING PLUMBING



41.200.AO

02

p2

10/201
3

HYDRAULIC STEERING PLUMBING

REF FN	PART NUMBER	YR/SN	QTY DESCRIPTION
29	9992298		4 O-RING 0.489" ID x 0.629" OD x 0.07"
30	86598101		4 O-RING 15.3mm ID X 2.2mm

7230 8230 9230

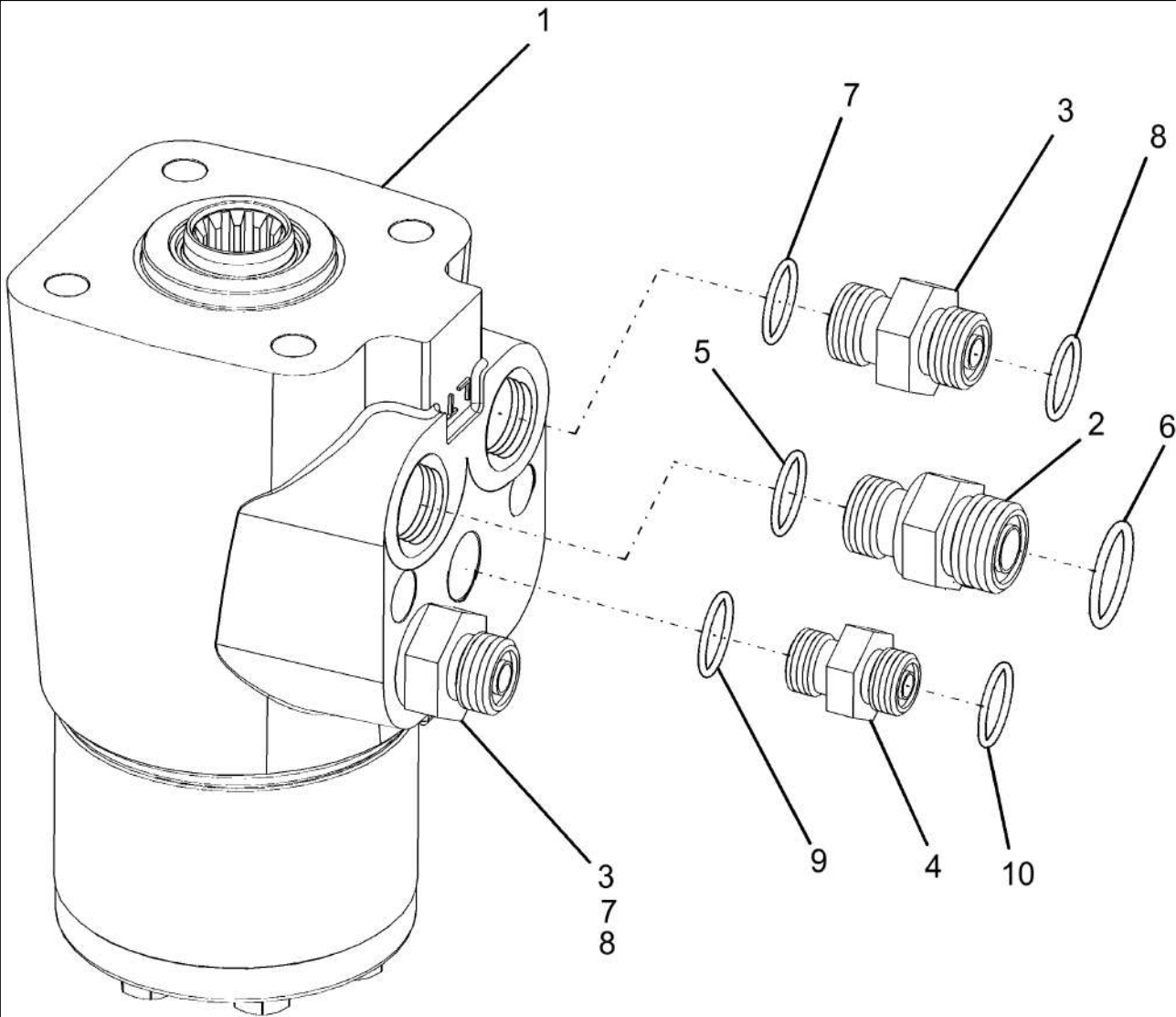
41.200.CA

01

p1

10/201
3

STEERING CONTROL VALVE



41.200.CA

01

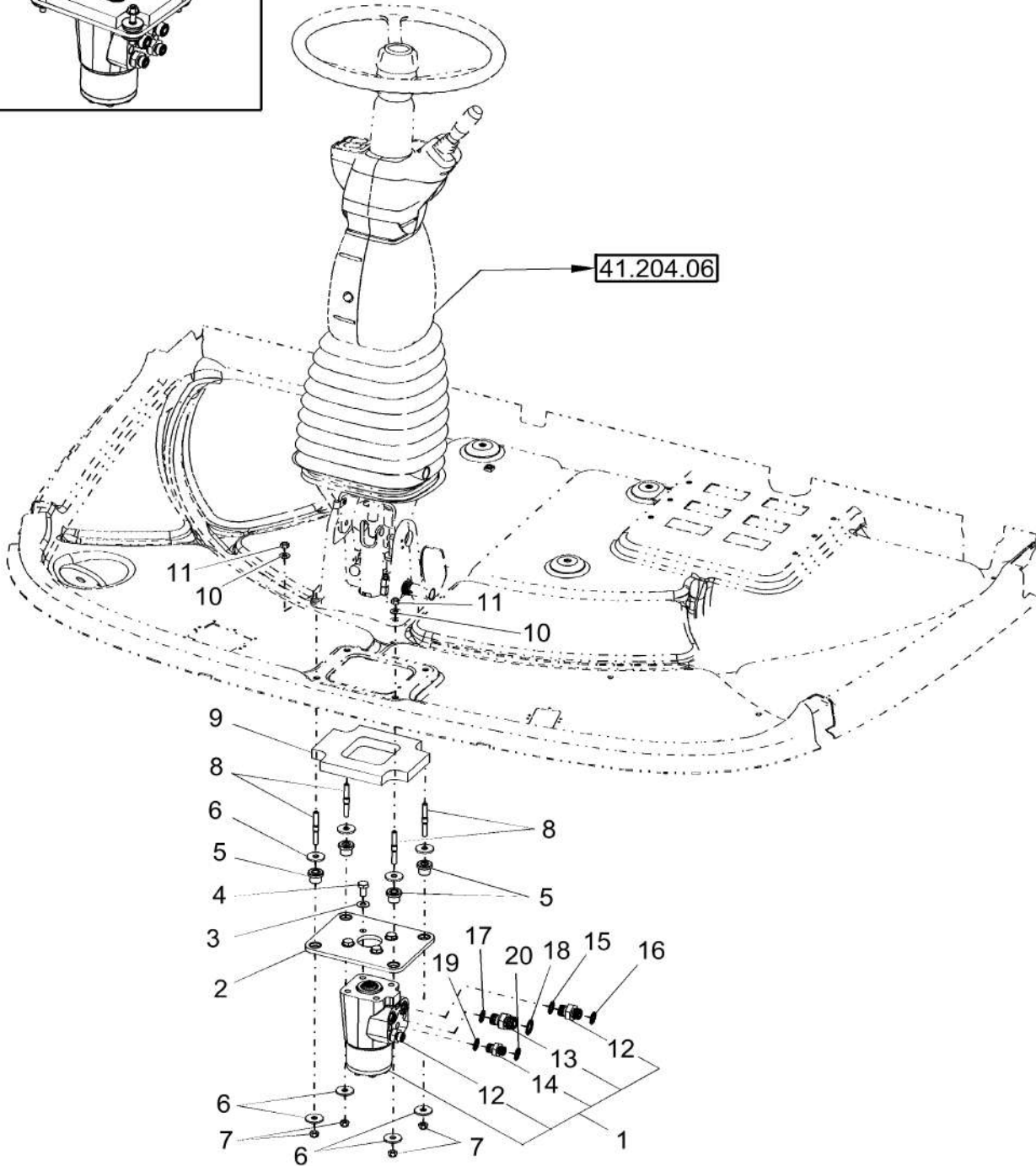
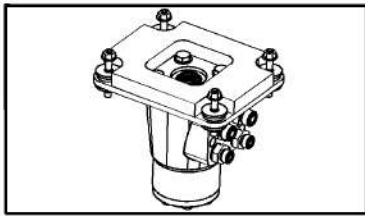
p1

10/201
3**STEERING CONTROL VALVE**

REF FN	PART NUMBER	YR/SN	QTY DESCRIPTION
1	87280548		1 HYDRAULIC STEERING NA & Latin America
1	87280549		1 HYDRAULIC STEERING EU
2	86579676		2 HYD CONNECTOR 13/16"-16 ORFS x M18 x 1.5 ORB
3	86579673		2 HYD CONNECTOR 11/16"-16 ORFS x M18 x 1.5 ORB
4	86593173		1 HYD CONNECTOR 9/16"-18 ORFS x M12 x 1.5 ORB
5	86598101		2 O-RING 15.3mm ID X 2.2mm
6	9992298		2 O-RING 0.489" ID x 0.629" OD x 0.07"
7	86598101		2 O-RING 15.3mm ID X 2.2mm
8	9993143		2 HYD CONNECTOR 11/16"-16 ORFS x 9/16"-18 ORB
9	86598098		1 O-RING 9.30mm ID x 2.20mm
10	9825770		1 O-RING 0.301" ID x 0.441" OD x 0.07"

7230 8230 9230

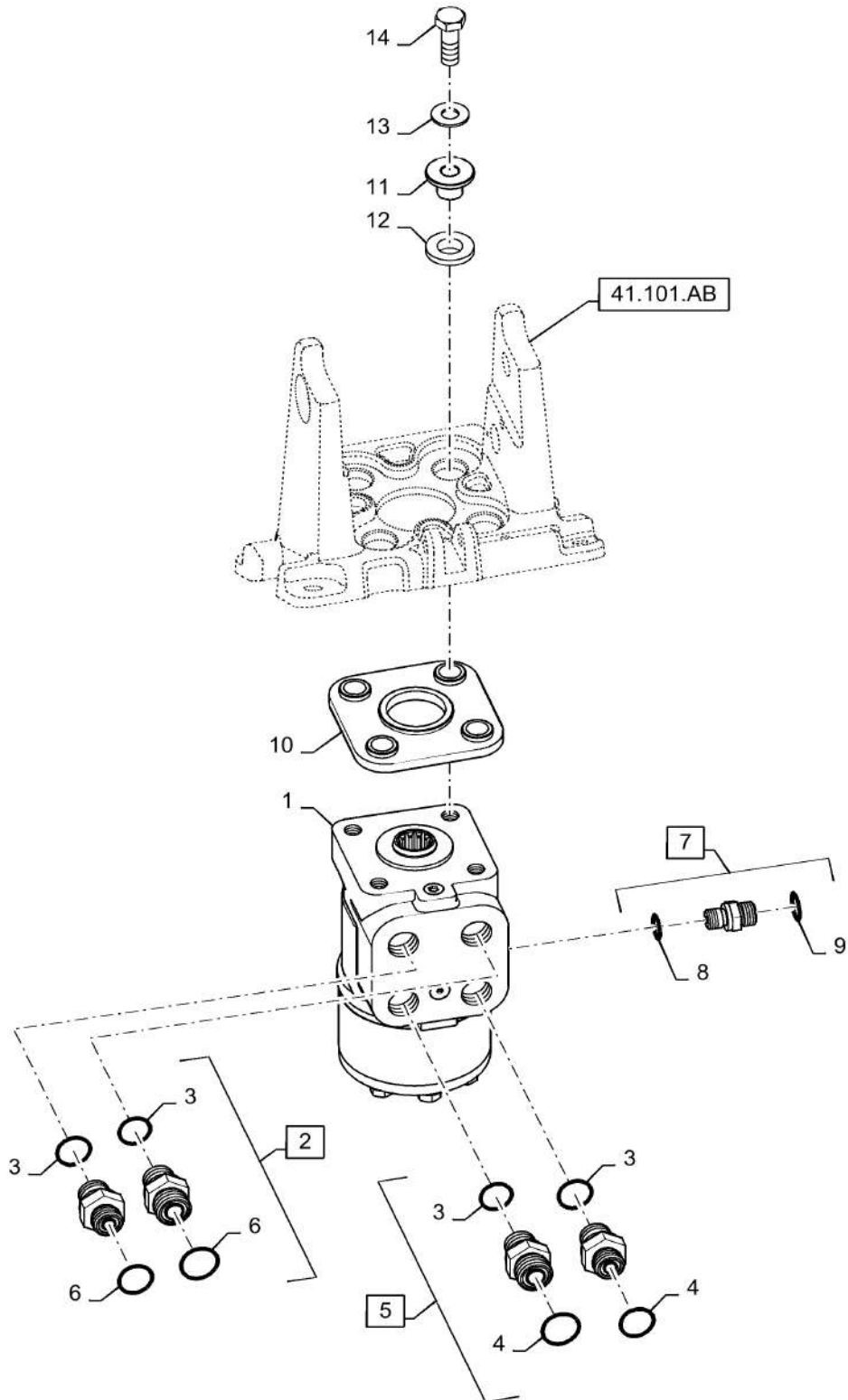
STEERING CONTROL VALVE, MOUNTING



STEERING CONTROL VALVE, MOUNTING

REF FN	PART NUMBER	YR/SN	QTY DESCRIPTION
1	87280548		1 HYDRAULIC STEERING NA & Latin America
1	87280549		1 HYDRAULIC STEERING EU
2	84075217		1 PLATE
3	140045		4 BELLEVILLE WASHER M10
4	43138		4 BOLT Hex, M10 x 1.5 x 20mm, Cl 8.8, Full Thd
5	601062		4 ISOLATOR Mounting
6	86012639		8 WASHER
7	832-46408		4 NUT M8 x 1.25, Cl 8
8	84432508		4 STUD M8 x 71
9	86974950		1 SEAL
10	322358		4 BELLEVILLE WASHER M8
11	9706690		4 NUT Hex, M8, 1.25mm Pitch, 6.80mm High, Cl 8, ZND
12	86579673		2 HYD CONNECTOR 11/16"-16 ORFS x M18 x 1.5 ORB 10 mm ORFS x M18 ORB
13	86579676		2 HYD CONNECTOR 13/16"-16 ORFS x M18 x 1.5 ORB 12 mm ORFS x M18 ORB
14	86593173		1 HYD CONNECTOR 9/16"-18 ORFS x M12 x 1.5 ORB 6 mm ORFS x M12 ORB
15	86598101		2 O-RING 15.3mm ID X 2.2mm
16	9993141		2 O-RING 0.364" ID x 0.504" OD x 0.07"
17	86598101		2 O-RING 15.3mm ID X 2.2mm
18	9992298		2 O-RING 0.489" ID x 0.629" OD x 0.07"
19	86598098		1 O-RING 9.30mm ID x 2.20mm
20	9825770		1 O-RING 0.301" ID x 0.441" OD x 0.07"
			7230 8230 9230

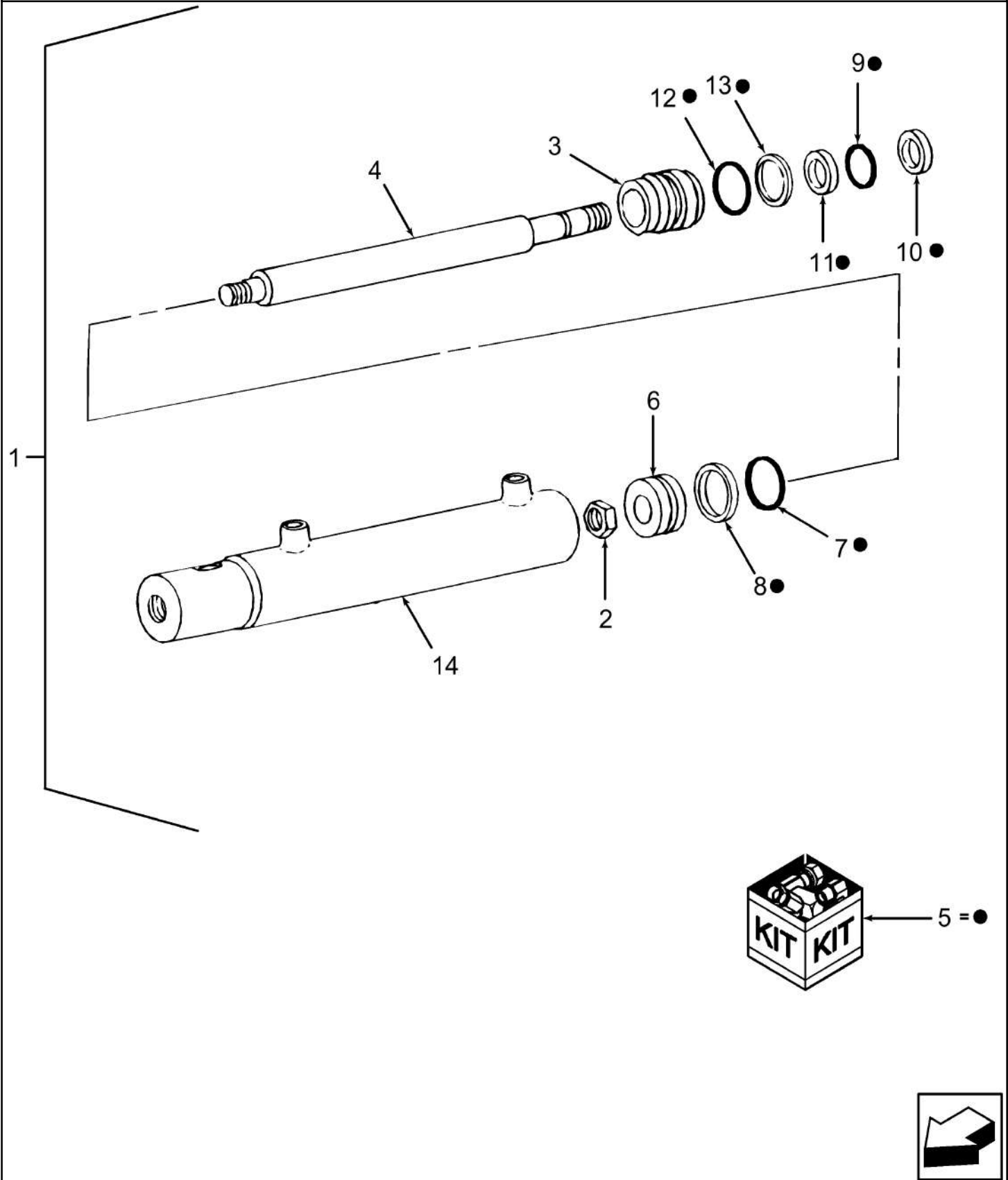
PUMP, STEERING



PUMP, STEERING

REF FN	PART NUMBER	YR/SN	QTY DESCRIPTION
1	87749828		1 VALVE Steering Valve
2	86579676		2 HYD CONNECTOR 13/16"-16 ORFS x M18 x 1.5 ORB Incl 2 - 4
3	86598101		4 O-RING 15.3mm ID X 2.2mm
4	9992298		2 O-RING 0.489" ID x 0.629" OD x 0.07"
5	86579673		2 HYD CONNECTOR 11/16"-16 ORFS x M18 x 1.5 ORB Incl 3,5,6
6	9993141		2 O-RING 0.364" ID x 0.504" OD x 0.07"
7	86593173		1 HYD CONNECTOR 9/16"-18 ORFS x M12 x 1.5 ORB Incl 7 - 9
8	86598098		1 O-RING 9.30mm ID x 2.20mm
9	9825770		1 O-RING 0.301" ID x 0.441" OD x 0.07"
10	{84553550}		1 Steering Pump, Isolator
11	84328904		4 GUIDE BUSHING
12	84328905		4 RUBBER BUSHING
13	140045		4 BELLEVILLE WASHER M10
14	43140		4 BOLT Hex, M10 x 30mm, Cl 8.8, Full Thd
			7230 8230 9230

STEERING CYLINDER



STEERING CYLINDER

REF FN	PART NUMBER	YR/SN	QTY DESCRIPTION
1	84814043		1 STEERING CYLINDER
2	87629		1 NUT 5/8"-11, GB
3	NSS		1 NOT SERVICED SEPARATELY CYLINDER HEAD
4	NSS		1 NOT SERVICED SEPARATELY PISTON ROD
5	84334447		1 SEAL KIT Incl Ref 7, 8, 9, 10, 11, 12 & 13
6	86511736		1 PISTON
7	86570920		AR SEAL Piston
8	771701		AR WEAR RING
9	9600664		AR SEAL
10	46886		AR OIL SEAL
11	86571906		AR WEAR RING
12	510121		AR O-RING 2.109" ID x 2.387" OD x 0.139"
13	86502489		AR WASHER
14	NSS		1 NOT SERVICED SEPARATELY CYLINDER

7230 8230 9230

41.216.AO

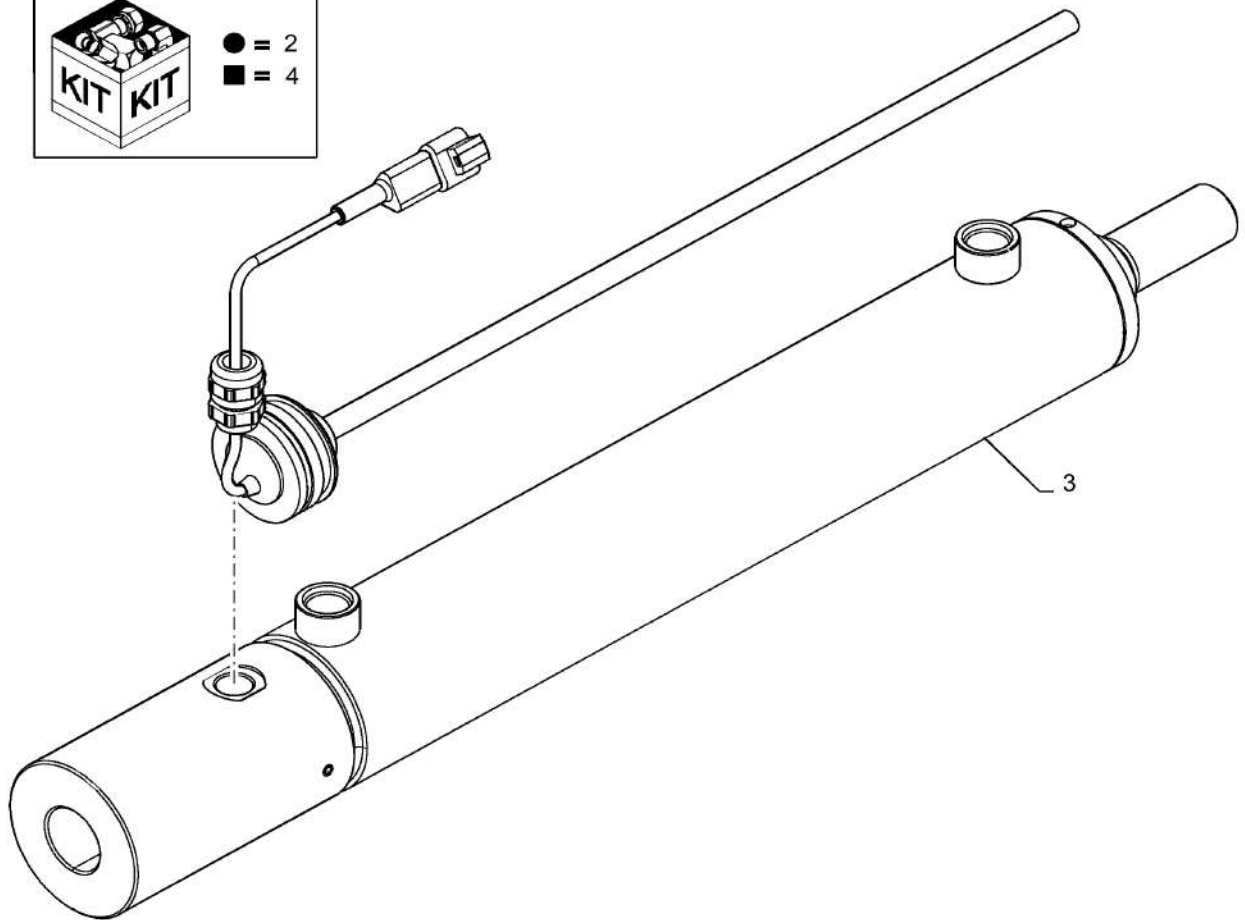

p1

10/201
3

STEERING CYLINDER, REAR



1



3



41.216.AO

p1

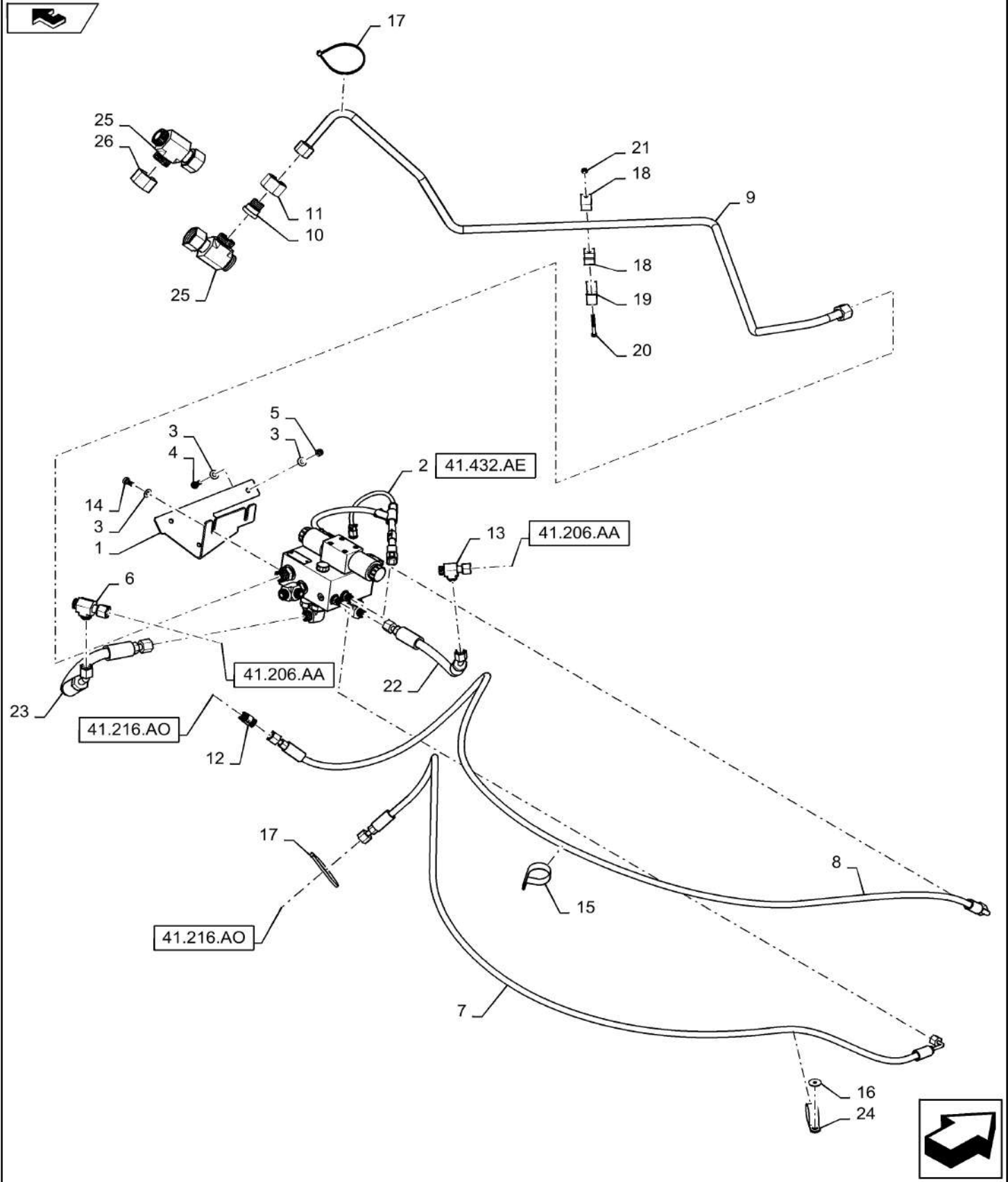
10/201
3

STEERING CYLINDER, REAR

REF FN	PART NUMBER	YR/SN	QTY DESCRIPTION
1	84370626		1 HYDRAULIC CYLINDER Steering, Autoguidance Enabled
2	84455606		1 SEAL KIT Services 1
3	84814041		1 CYLINDER Standard Steering
4	84334447		1 SEAL KIT Services 2

7230 8230 9230

HYDRAULIC SYSTEM, AUTOGUIDANCE



HYDRAULIC SYSTEM, AUTOGUIDANCE

REF FN	PART NUMBER	YR/SN	QTY DESCRIPTION
1	84548620		1 SUPPORT Autoguidance Valve
2	47406434		1 VALVE Autoguidance, Complete. See Page 41.432.AE For Breakdown
3	322358		6 BELLEVILLE WASHER M8
4	43127		2 BOLT Hex, M8 x 1.25 x 25mm, CI 8.8, Full Thd
5	86629542		2 NUT M8 x 1.25, CI 8
6	86514261		1 TEE 13/16"-16 ORFS x 13/16"-16 Fem Sw Run
7	84372836		1 HYDRAULIC HOSE Guidance, LS1
8	84493660		1 HYDRAULIC HOSE Guidance, LS2
9	84548622		1 HYD. TUBE Autoguidance Pressure
10	87541888		1 REDUCER 1 7/16"-12 Fem ORFS x 1"-14 M ORFS
11	86639097		1 TUBE NUT 1 7/16"-12
12	87536726		1 VALVE Inline Check
13	84989848		1 HYD CONNECTOR Tee, ORFS Swivel 10mm
14	120103		2 BOLT Hex, M8 x 16, 8.8
15	86634189		1 CLAMP 2", Insul, 1/2" Bolt
16	86624183		1 WASHER M6 x 25 x 1.6
17	86566990		2 CABLE TIE M4.8 x 292 L
18	433007		2 CLAMP Top Of (19)
19	433100		1 SUPPORT Pressure Tube
20	120056		1 BOLT Hex, M6 x 1 x 50mm, CI 8.8
21	353308		1 NUT M6 x 1, CI 8
22	84372897		1 HYDRAULIC HOSE Guidance Steering A
23	84372900		1 HYDRAULIC HOSE Guidance Steering B
24	86637998		1 CLAMP 1 1/2", Insul, 3/8" Bolt
25	86641295		2 TEE 1 7/16"-12 ORFS to Swivel
26	9847690		1 CAP 1 7/16"-12 ORFS

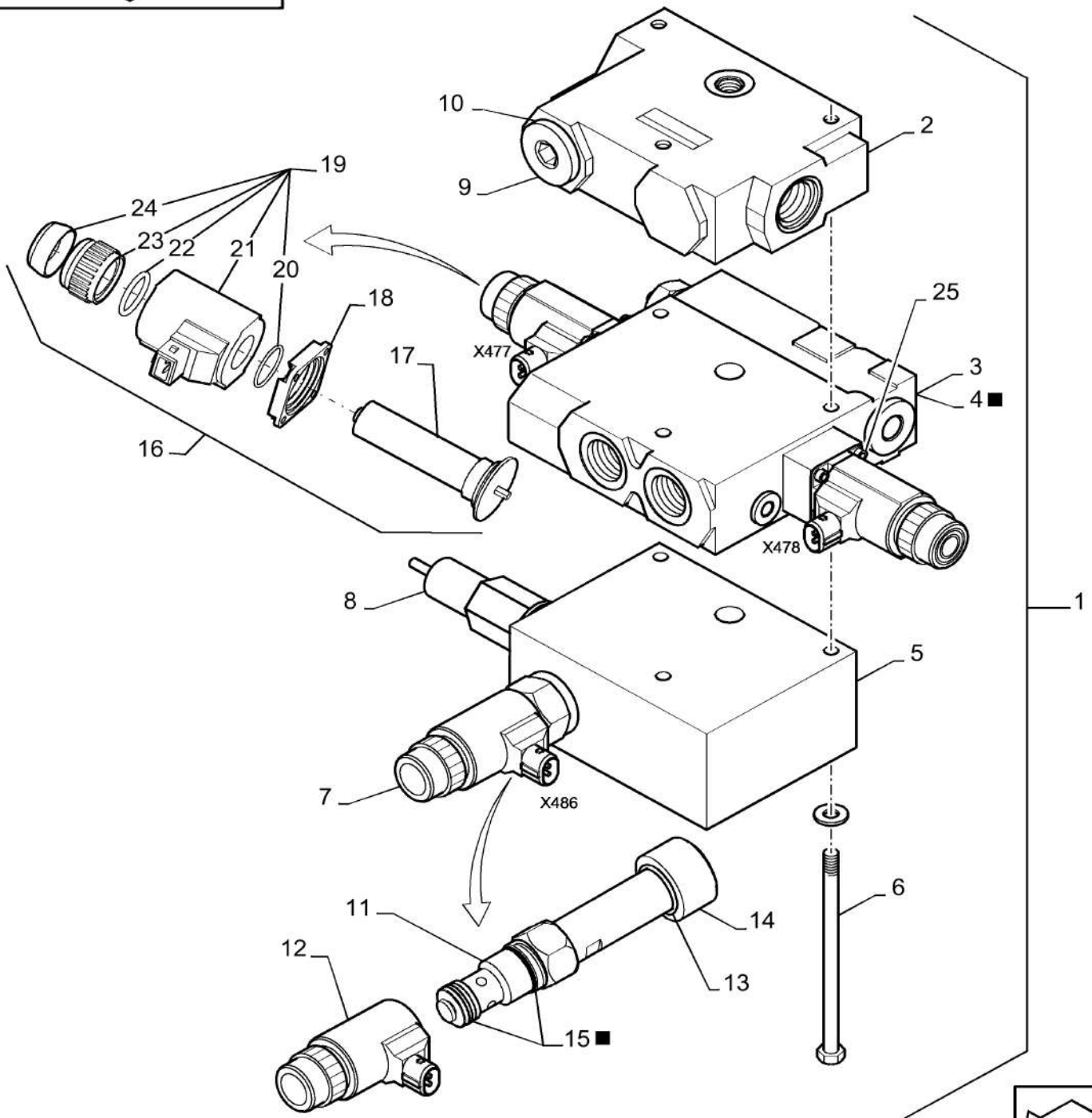
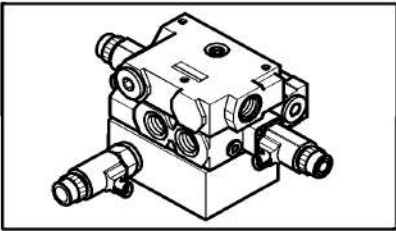
7230 8230 9230

41.432.AE

p1

10/201
3

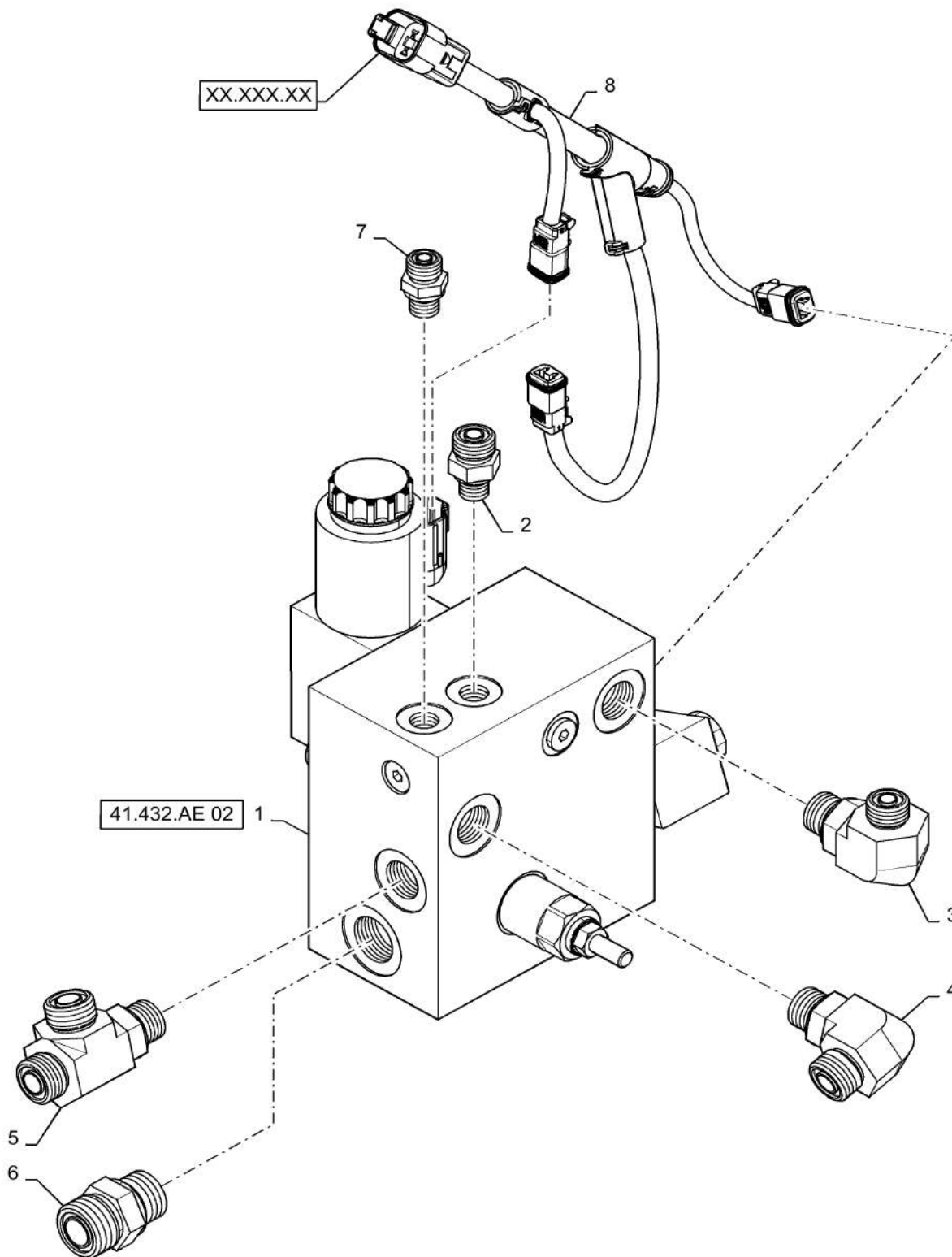
AUTO GUIDANCE-READY, HYDRAULIC VALVE W/PRESSURE RELIEF



AUTO GUIDANCE-READY, HYDRAULIC VALVE W/PRESSURE RELIEF

REF FN	PART NUMBER	YR/SN	QTY DESCRIPTION
1	87313989		1 HYDRAULIC VALVE 2 to 10
2	86580294		1 HYD VALVE SECTION
3	84455371		1 HYDRAULIC VALVE
4	84014433		1 SEAL KIT
5	84461195		1 BASE PLATE
6	84461196		3 THREADED TIE-ROD
7	84461271		1 HYDRAULIC VALVE Incl Refs 11 Thru 15
8	84462258		1 VALVE
9	221579A1		1 PLUG Hex Soc, M22 x 1.5, ORB Incl 10
10	86598102		1 O-RING 19.30mm ID x 2.20mm
11	87571183		1 HYDRAULIC VALVE Auto Guidance Enable; Incl Refs 13, 14, & 15
12	87571187		1 VALVE Coil, Solenoid
13	87571186		1 O-RING
14	87571184		1 NUT
15	87571185		1 SEAL KIT
16	84062114		2 SOLENOID
17	NSS		1 NOT SERVICED SEPARATELY Tube
18	87601705		1 PLATE Mounting
19	87638466		1 SOLENOID
20	87635978		1 O-RING 21mm ID x 1.5mm Width
21	NSS		1 NOT SERVICED SEPARATELY Coil, Solenoid
22	87635979		1 O-RING 20mm ID x 2.5mm Width
23	87603337		1 NUT Coil
24	84429046		1 CAP
25	14302924		8 HEX SOC SCREW Hex Soc Hd, M4 x 10, 8.8, Full Thd
			7230 8230 9230

STEERING CONTROL VALVE, AUXILIARY STEERING, AUTOGUIDANCE



41.432.AE

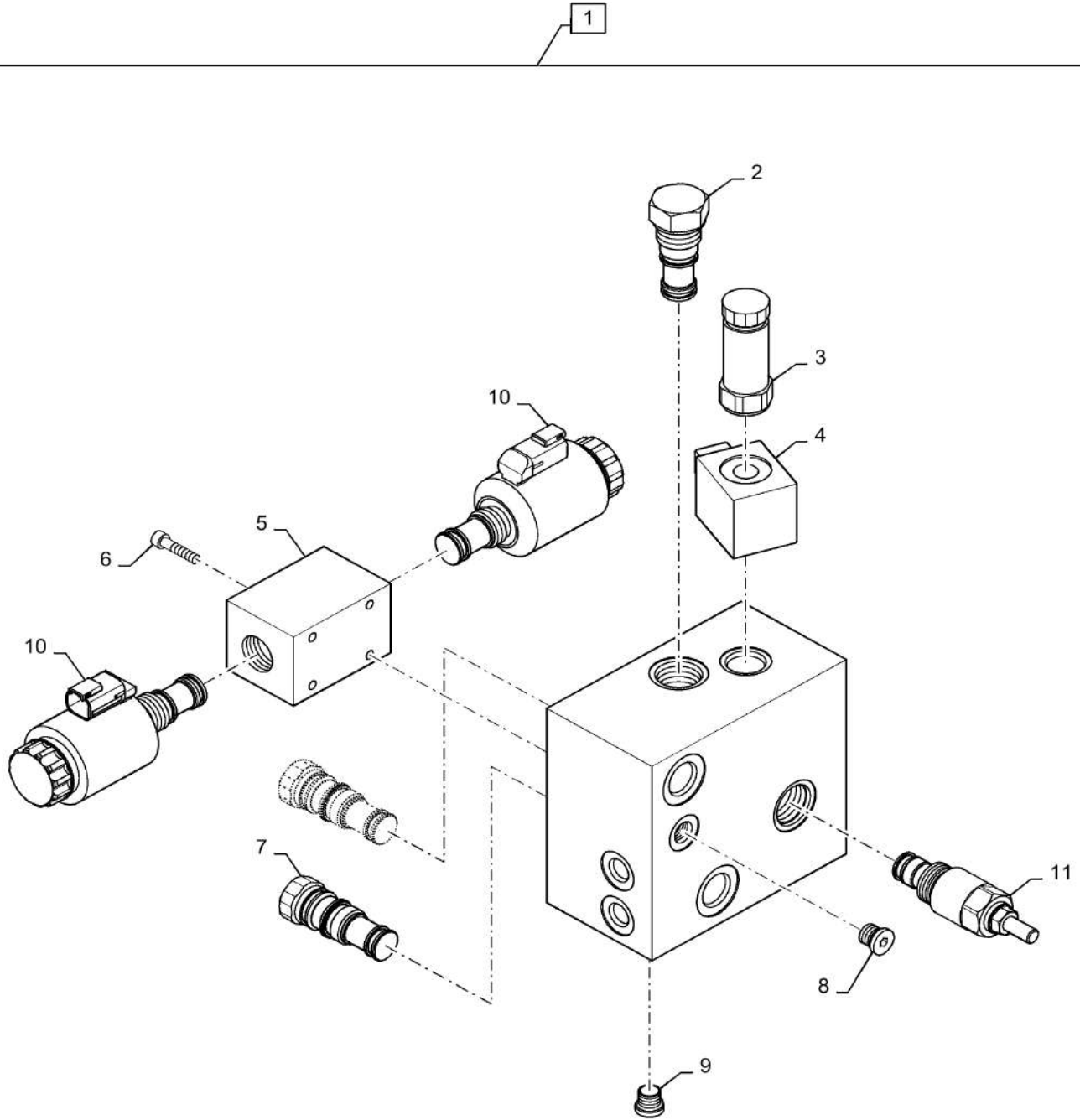
01

p1

10/201
3**STEERING CONTROL VALVE, AUXILIARY STEERING, AUTOGUIDANCE**

REF FN	PART NUMBER	YR/SN	QTY DESCRIPTION
1	84184519		1 HYDRAULIC VALVE Autoguidance
2	86580177		1 HYD CONNECTOR 11/16"-16 ORFS x M12 x 1.5 ORB
3	86579688		1 ELBOW 90°, 11/16"-18 ORFS x M18 x 1.5 ORB
4	86579691		1 ELBOW 90°, 13/16"-18 ORFS x M18 x 1.5 ORB
5	86579702		1 TEE 13/16"-16 ORFS x M18 x 1.5 ORB Run
6	86579680		1 HYD CONNECTOR 1"-14 ORFS x M22 x 1.5 ORB
7	86593173		1 HYD CONNECTOR 9/16"-18 ORFS x M12 x 1.5 ORB
8	84538965		1 WIRE HARNESS Autoguidance Valve: Valve L, Valve R, Valve Enable
			7230 8230 9230

MANIFOLD, VALVE, STEERING AUTOGUIDANCE BREAKDOWN



41.432.AE

02

p1

10/201
3**MANIFOLD, VALVE, STEERING AUTOGUIDANCE BREAKDOWN**

REF FN	PART NUMBER	YR/SN	QTY DESCRIPTION
1	84184519		1 HYDRAULIC VALVE Autoguidance, Complete, Incl 2 - 11
2	84549008		1 VALVE Flow Control
3	84549014		1 VALVE 2 Way Poppet
4	84304579		1 HYDRAULIC VALVE Coil, 12V
5	84549019		1 VALVE Directional Control, 4/3 Proportional
6	461-31032		4 HEX SOC SCREW Hex Soc Hd, #10-24 x 2"
7	84549026		2 VALVE Check, Pilot Operated
8	84549027		2 VALVE Shuttle, Poppet Type
9	278548		2 PLUG Hex Soc, 7/16"-20 ORB
10	84550492		2 COIL 12v
11	84549006		1 VALVE Pressure Reducing, Spool Type

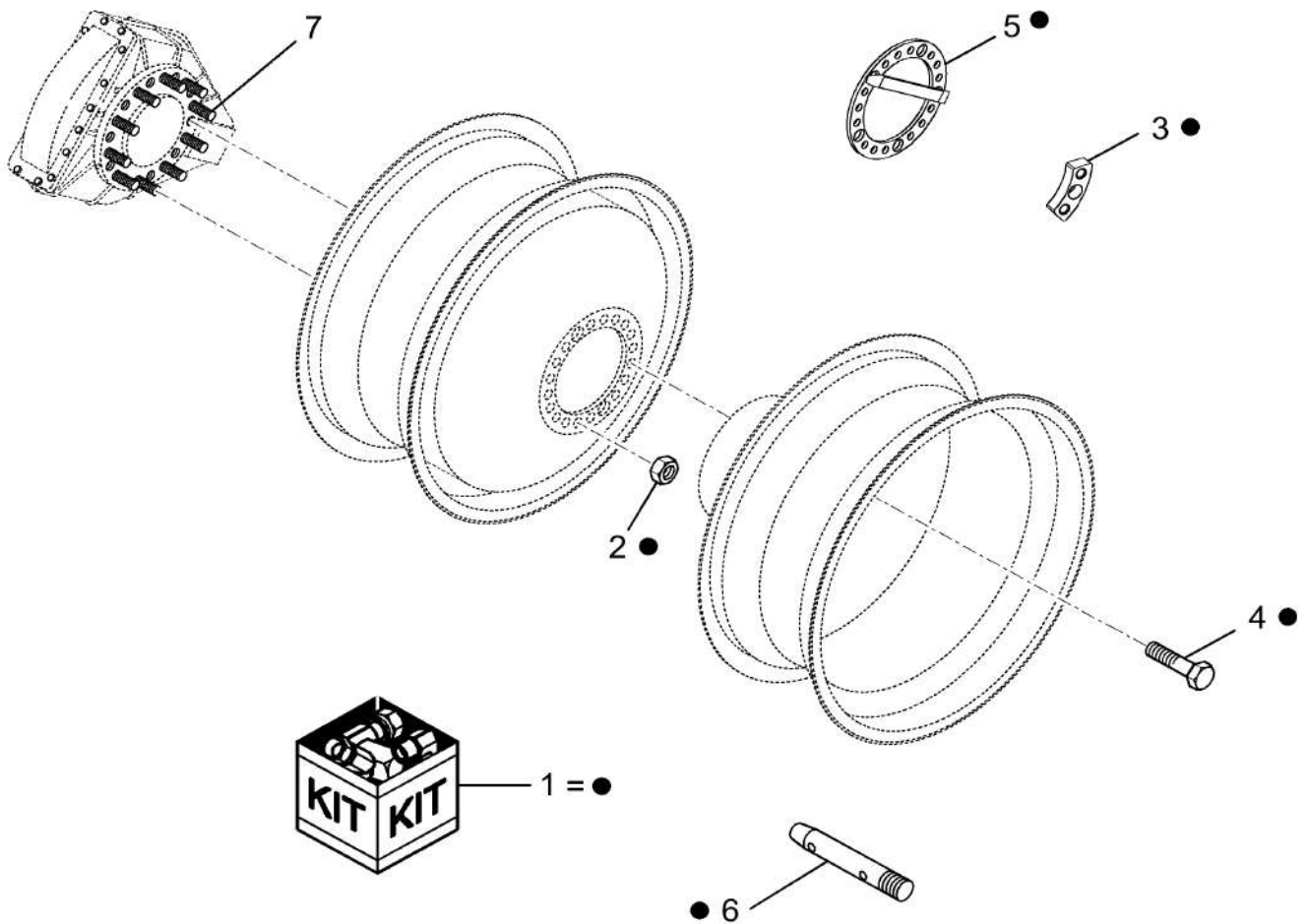

7230 8230 9230

SECTION INDEX

Wheels

44.511.AD		DUAL WHEELS MOUNTING
44.511.AG	01	WHEEL, FRONT-800/70R38
44.511.AG	02	WHEEL, FRONT-900/60R32
44.511.AG	03	WHEEL, FRONT-900/65R32, NA AND ANZ ONLY
44.511.AG	04	WHEEL, FRONT, FLOTATION, 76X50, NA AND ANZ ONLY
44.511.AG	05	WHEEL, DUAL FRONT, 620/70R42, NA AND ANZ ONLY
44.511.AG	06	WHEEL, DUAL FRONT, 710/70R42, EU ONLY
44.511.AG	07	WHEEL, DUAL FRONT, 520/620, NA ONLY
44.511.AG	08	WHEEL, FRONT, 76X50 FLOATATION, 32X44DWM, NA ONLY
44.511.AG	09	WHEEL, FRONT,900/75R32, NA AND ANZ ONLY
44.511.AG	10	WHEEL, FRONT,520/85R42
44.511.AG	11	WHEEL, FRONT, 1050/50R32 EU ONLY
44.520.AF	01	WHEEL, REAR STEERING, 500/85R24, EU ONLY
44.520.AF	02	WHEEL, REAR STEERING, 540/65R30, NA 7230 ONLY
44.520.AF	03	WHEEL, REAR STEERING, 600/65R28
44.520.AF	04	WHEEL, REAR STEERING, 600/70R28
44.520.AF	05	WHEEL, REAR STEERING, 750/65R26, NA AND ANZ ONLY

DUAL WHEELS MOUNTING



DUAL WHEELS MOUNTING

REF FN	PART NUMBER	YR/SN	QTY DESCRIPTION
1	87283504		1 KIT Fixation, Dual Wheels, Incl Ref 2 thru 6
2	336945		20 WHEEL NUT M22 x 1.5, CI 10
3	87283501		10 SPACER Plate, Wheel Mounting
4	87367550		20 FLANGE BOLT Hex, M22 x 1.5 x 95mm, CI 12.9
5 1	87280385		2 SPACER
6	87283521		2 STUD M22 x 180 Starter, Drive Wheel
7	87282493		20 WHEEL BOLT M22 x 1.5 x 84
(1)	Used Only When Inner Dual Wheel Is Installed W/O Outer Dual Wheel		

7230 8230 9230

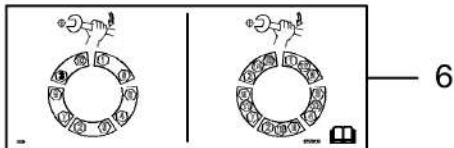
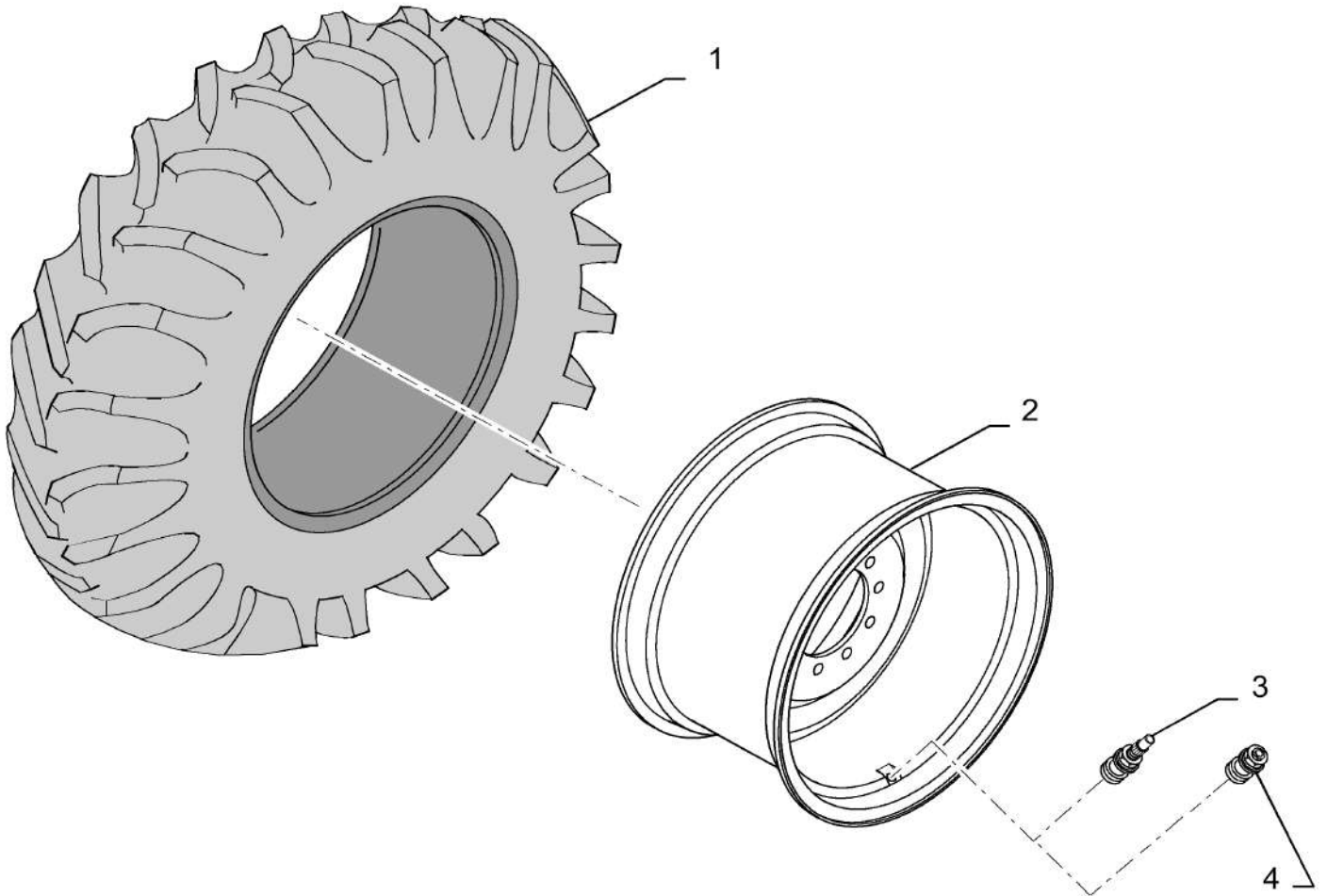
44.511.AG

01

p1

10/201
3

WHEEL, FRONT-800/70R38



44.511.AG

01

p1

10/201
3**WHEEL, FRONT-800/70R38**

REF FN	PART NUMBER	YR/SN	QTY DESCRIPTION
1	NS		1 NOT SERVICED Procure Tire Locally
2	84317336		AR WHEEL WHEEL ASSY, 38XF-DW27B SILVER, NA And ANZ
2	84350376		AR WHEEL WHEEL ASSY, 38XF-DW27B SILVER, EU Only
3	87106339		1 VALVE STEM
4	87106340		AR PLUG For Tubeless Tire
5	NS		1 NOT SERVICED Tube, Procure Locally (Not Shown)
6	87570139		1 DECAL Bolt Torquing Sequence

7230 8230 9230

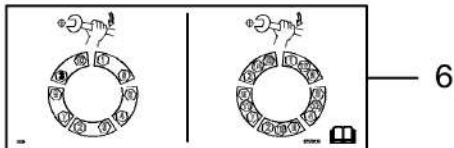
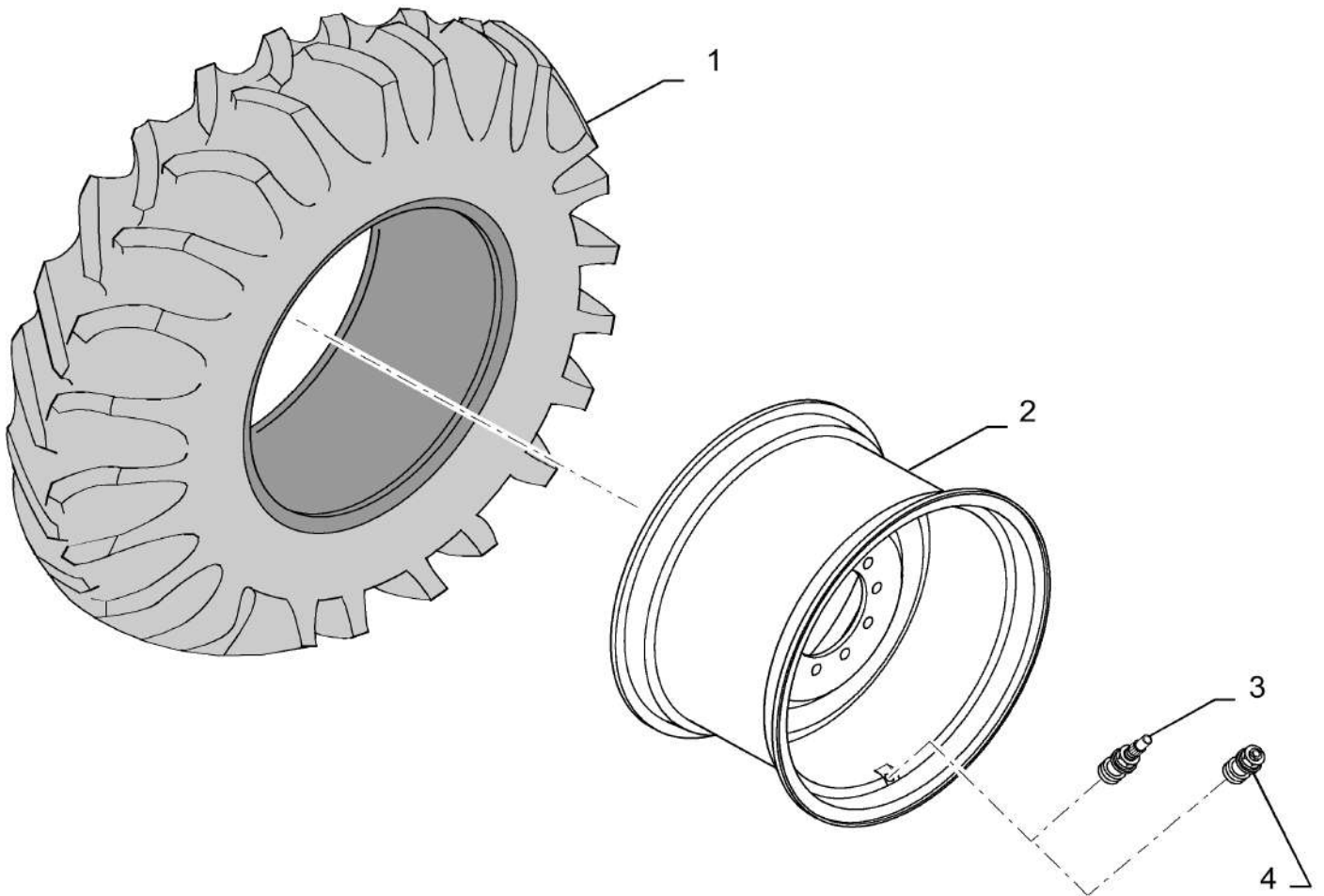
44.511.AG

02

p1

10/201
3

WHEEL, FRONT-900/60R32



44.511.AG

02

p1

10/201
3**WHEEL, FRONT-900/60R32**

REF FN	PART NUMBER	YR/SN	QTY DESCRIPTION
1	NS		1 NOT SERVICED Procure Tire Locally
2	84200754		AR RIM WHEEL ASSY, 32XDW30B SILVER, NA And ANZ Only
2	87682368		AR RIM WHEEL ASSY, 32XDW30B SILVER, EU Only
3	87106339		1 VALVE STEM
4	87106340		AR PLUG For Tubeless Tire
5	NS		1 NOT SERVICED Tube, Procure Locally (Not Shown)
6	87570139		1 DECAL Bolt Torquing Sequence
			7230 8230 9230

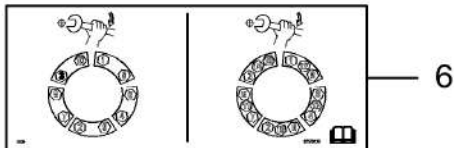
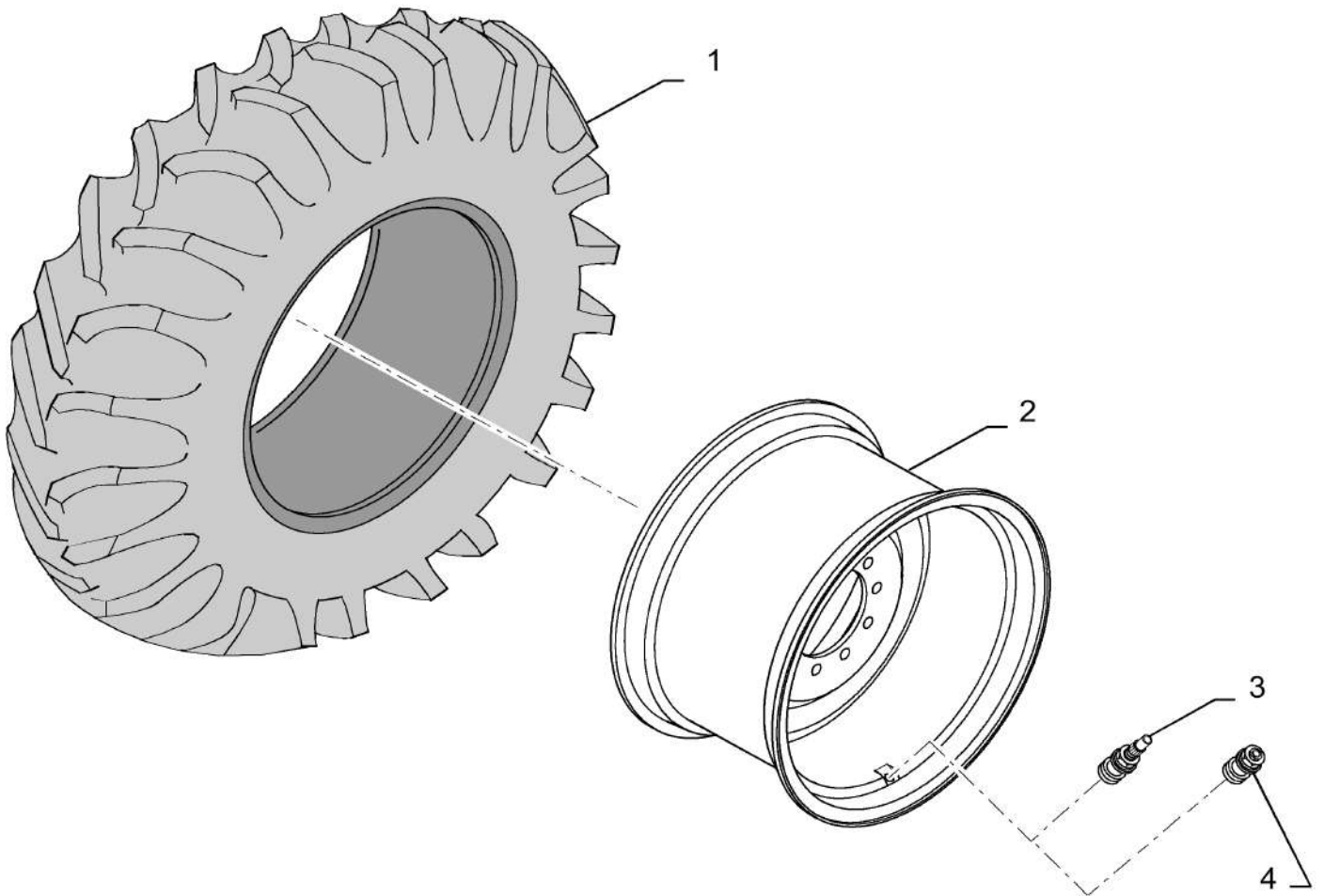
44.511.AG

03

p1

10/2013

WHEEL, FRONT-900/65R32, NA AND ANZ ONLY



44.511.AG

03

p1

10/201
3

WHEEL, FRONT-900/65R32, NA AND ANZ ONLY

REF FN	PART NUMBER	YR/SN	QTY DESCRIPTION
1	NS		1 NOT SERVICED Procure Tire Locally
2	84200754		AR RIM WHEEL ASSY, 32XDW30B SILVER, NA And ANZ Only
3	87106339		1 VALVE STEM
4	87106340		AR PLUG For Tubeless Tire
5	NS		1 NOT SERVICED Tube, Procure Locally (Not Shown)
6	87570139		1 DECAL Bolt Torquing Sequence

7230 8230 9230

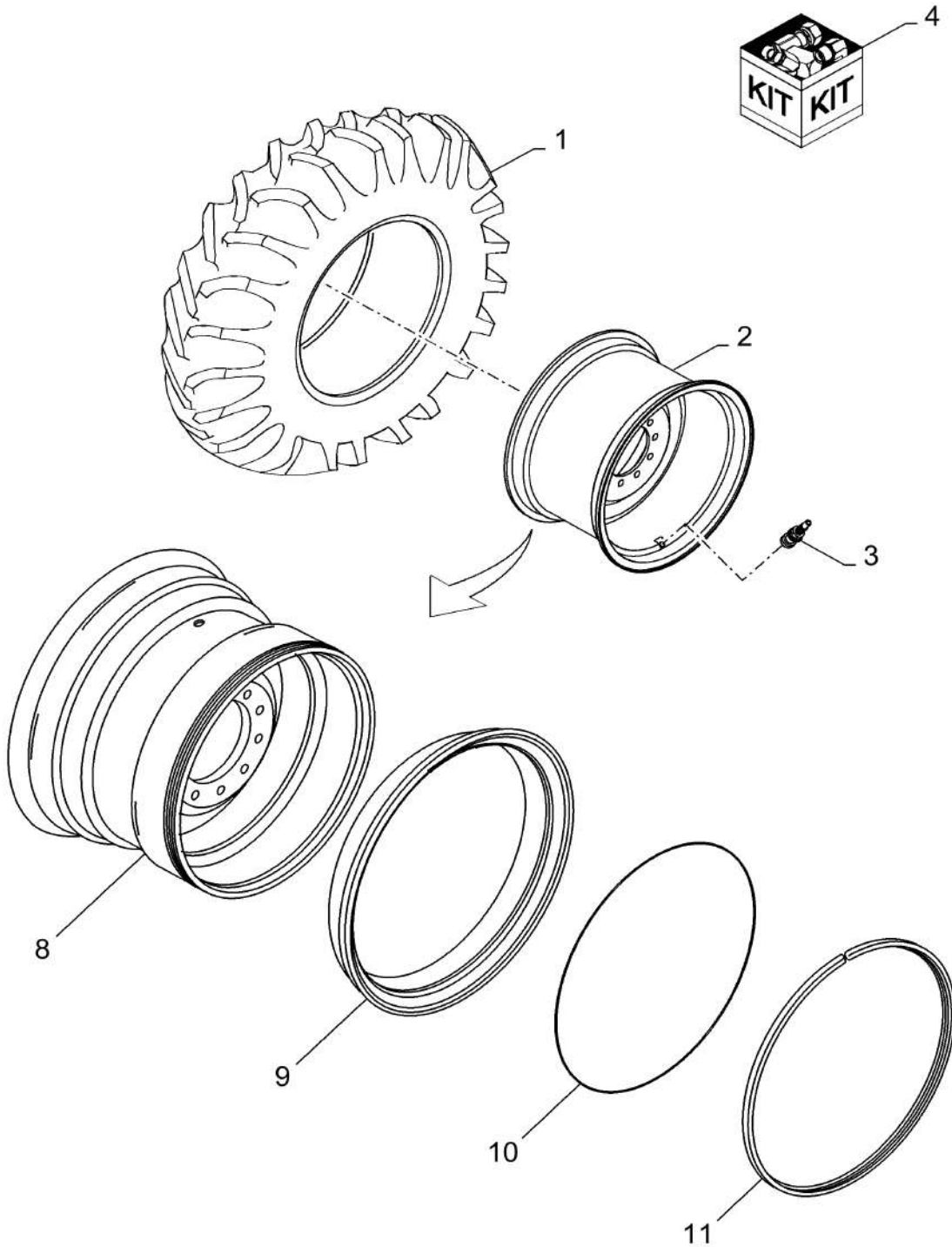
44.511.AG

04

p1

10/201
3

WHEEL, FRONT, FLOTATION, 76X50, NA AND ANZ ONLY



44.511.AG

04

p1

10/201
3**WHEEL, FRONT, FLOTATION, 76X50, NA AND ANZ ONLY**

REF FN	PART NUMBER	YR/SN	QTY DESCRIPTION
1	NS		1 NOT SERVICED Procure Locally
2	84229717		AR WHEEL ASSY WHEEL ASSY, 32XDWM44 SILVER
3	86997685		1 TIRE TUBE Valve Stem
4	87283866		1 KIT Wheel Fixation, Includes 5-7 (Not Shown)
5	84349242		2 STUD Drive Wheel Starter
6	9850384		20 WASHER M23 x 40 x 0.5, HT
7	87340028		20 BOLT
8	NS		1 NOT SERVICED Order Wheel 84229717
9	87758241		1 LOCKING RING
10	184473C1		1 O-RING 29.8" ID x 0.3" Width
11	184472C1		1 RING
			7230 8230 9230

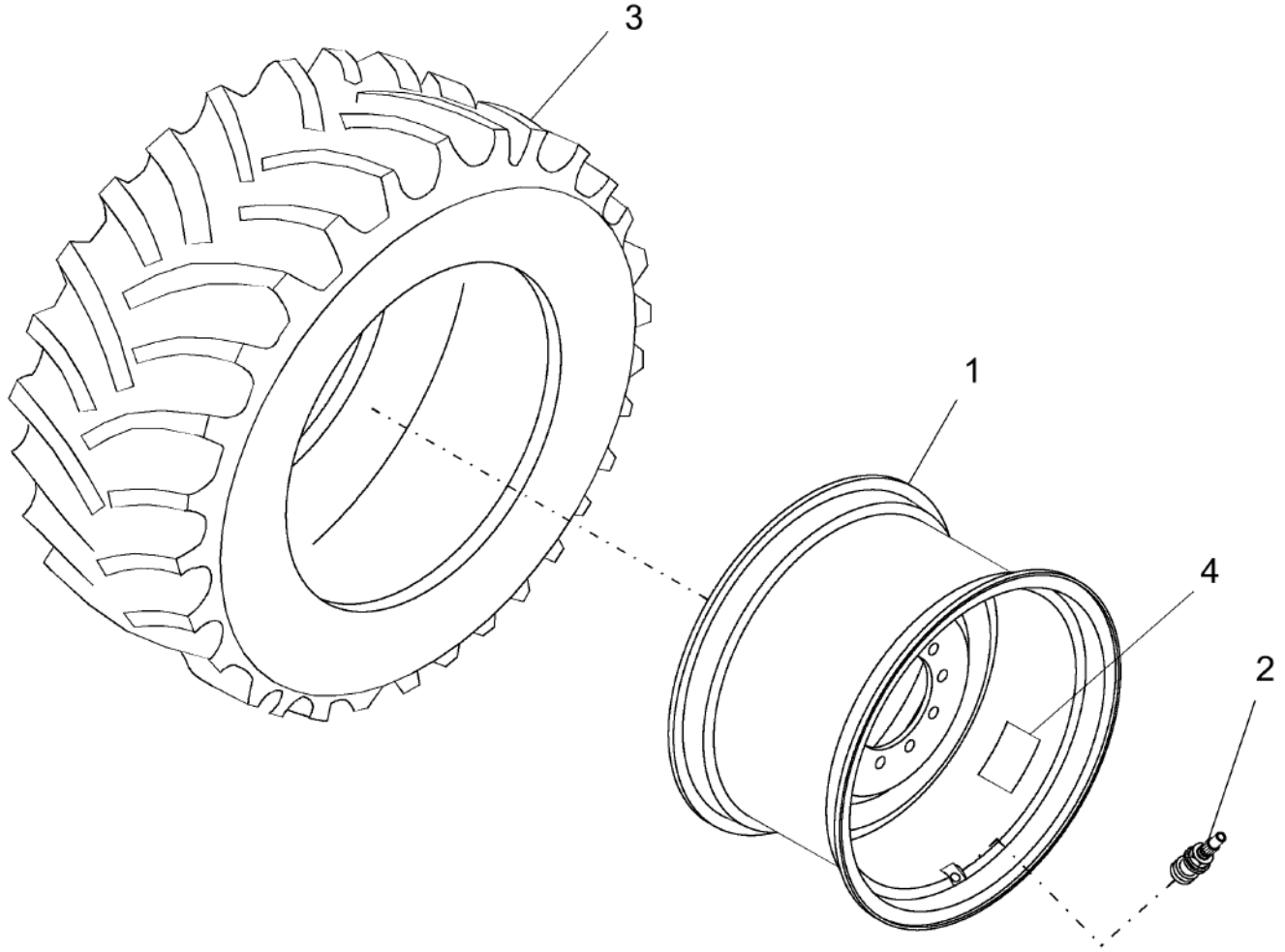
44.511.AG

05

p1

10/201
3

WHEEL, DUAL FRONT, 620/70R42, NA AND ANZ ONLY



DUAL WHEELS, INSTRUCTIONS

COMBINES WITH 20 BOLTS	COMBINES WITH 16 STUDS / 16 BOLTS

TEMPORARY ROAD TRANSPORT (TRAILER) ONLY on INNER WHEELS ONLY.
Approved with 42 Inch tires with 2.0 bar (30 psi) inflation. **EMPTY** grain tank and 150 header. Install all hardware and torque to specification.

4



44.511.AG

05

p1

10/201
3

WHEEL, DUAL FRONT, 620/70R42, NA AND ANZ ONLY

REF FN	PART NUMBER	YR/SN	QTY DESCRIPTION
1	87386313		AR WHEEL ASSY 620/70R42 166A8 R1W SILVER
2	395448		1 VALVE STEM
3	NS		1 NOT SERVICED Procure Locally
4	87563205		2 DECAL Bolt Torquing Sequence
			7230 8230 9230

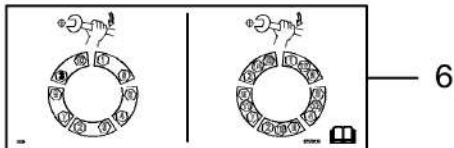
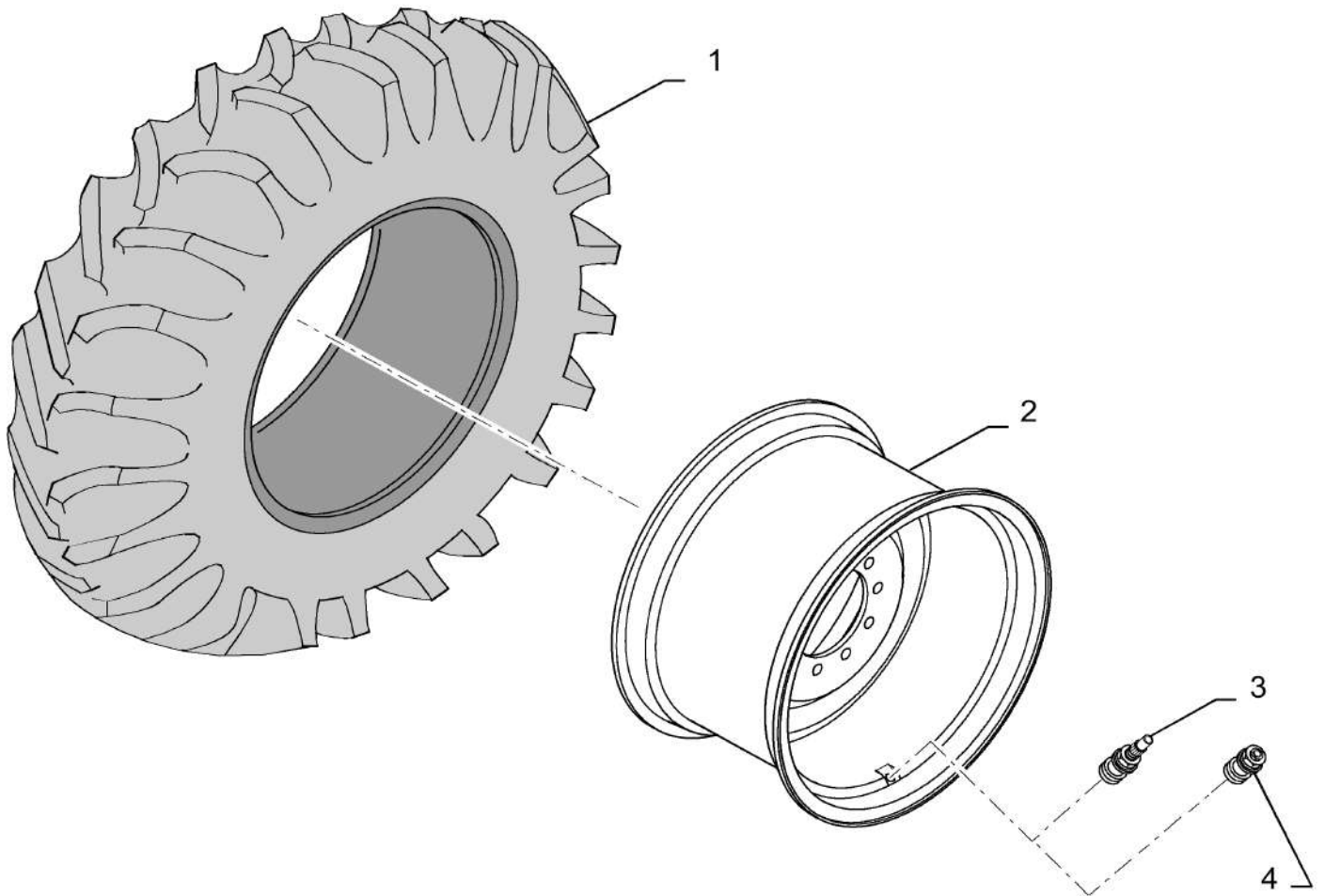
44.511.AG

06

p1

10/201
3

WHEEL, DUAL FRONT, 710/70R42, EU ONLY



44.511.AG

06

p1

10/201
3

WHEEL, DUAL FRONT, 710/70R42, EU ONLY

REF FN	PART NUMBER	YR/SN	QTY DESCRIPTION
1	NS		AR NOT SERVICED Procure Locally
2	84182774		AR RIM WHEEL ASSY, 42XF-DW23B SILVER
3	395448		1 VALVE STEM
4	87106340		1 PLUG Not Used
5	NS		1 NOT SERVICED No Tube Used In This Application
6	87570139		1 DECAL Bolt Torquing Sequence

7230 8230 9230

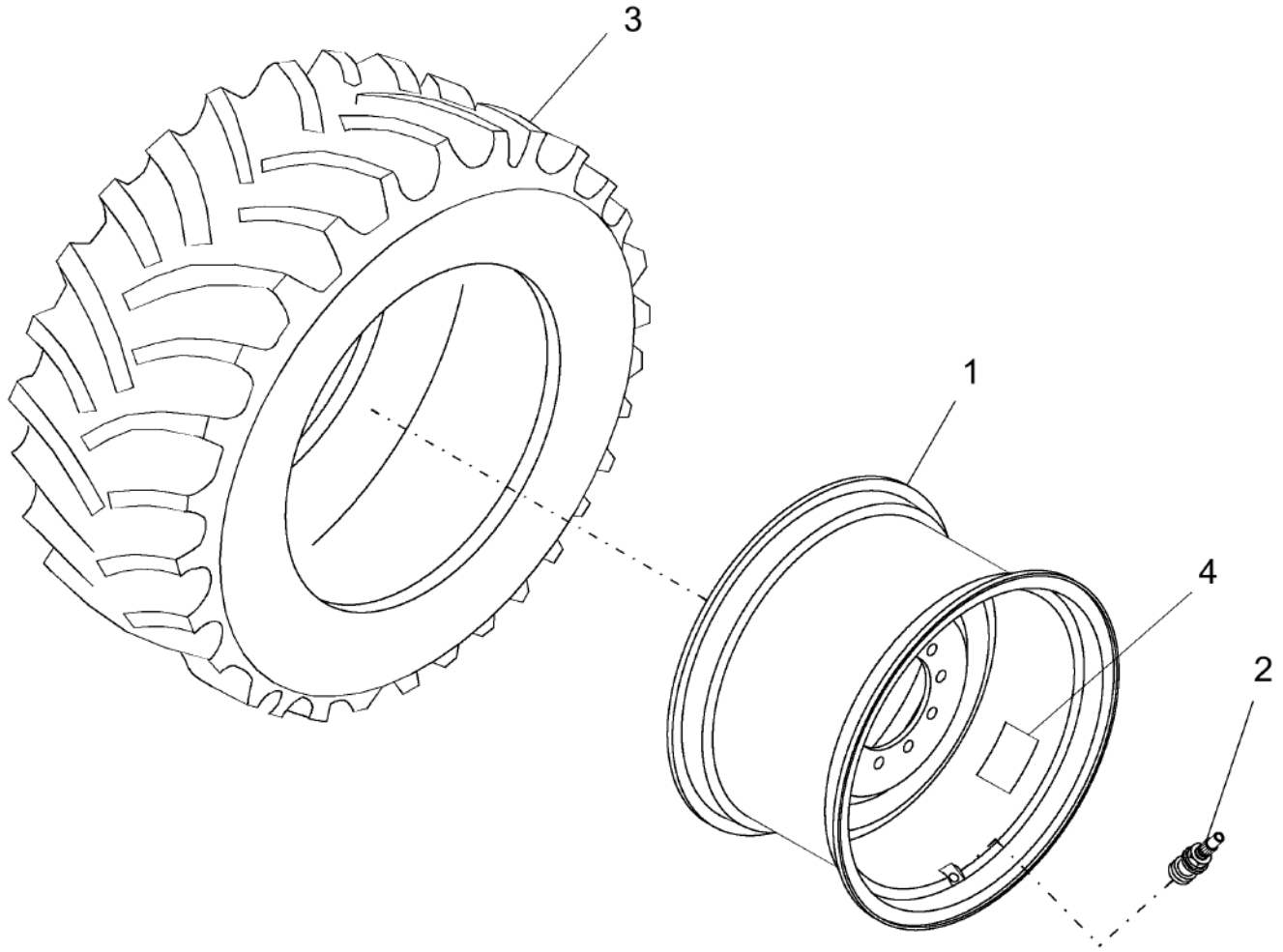
44.511.AG

07



p1

10/201
3

WHEEL, DUAL FRONT, 520/620, NA ONLY



DUAL WHEELS, INSTRUCTIONS

COMBINES WITH 20 BOLTS	COMBINES WITH 16 STUDS / 16 BOLTS
	

TEMPORARY ROAD TRANSPORT (DRIFT) ONLY on INNER WHEELS ONLY.
Approved with 42 Inch tires with 2.0 bar (30 psi) inflation. **EMPTY** grain tank and 150 header. Install all hardware and torque to specification.



44.511.AG

07

p1

10/201
3

WHEEL, DUAL FRONT, 520/620, NA ONLY

REF FN	PART NUMBER	YR/SN	QTY DESCRIPTION
1	87386313		AR WHEEL ASSY 42XDD18 DUAL
2	395448		1 VALVE STEM
3	NS		1 NOT SERVICED Procure Locally
4	87563205		2 DECAL Bolt Torquing Sequence

7230 8230 9230

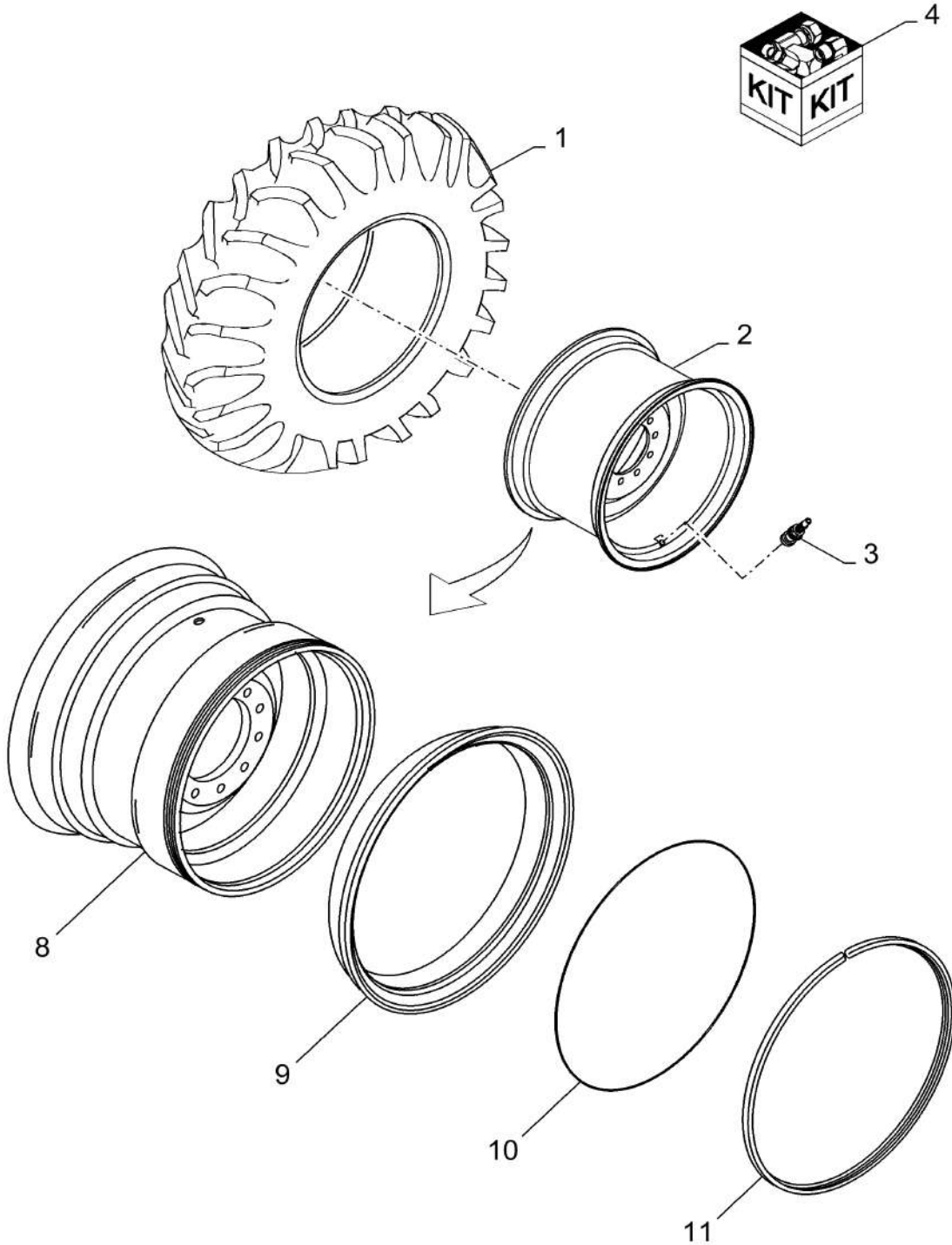
44.511.AG

08

p1

10/201
3

WHEEL, FRONT, 76X50 FLOATATION, 32X44DWM, NA ONLY



44.511.AG

08

p1

10/201
3**WHEEL, FRONT, 76X50 FLOATATION, 32X44DWM, NA ONLY**

REF FN	PART NUMBER	YR/SN	QTY DESCRIPTION
1	NS		1 NOT SERVICED Procure Locally
2	84229717		AR WHEEL ASSY WHEEL ASSY, 32XDWM44 SILVER
3	86997685		1 TIRE TUBE Valve Stem
4	87283866		1 KIT Fixation (includes 5-7)
5	84349242		2 STUD Starter (Not Shown)
6	9850384		20 WASHER M23 x 40 x 0.5, HT (Not Shown)
7	87340028		20 BOLT (Not Shown)
8	NS		1 NOT SERVICED Order Complete 84229717
9	87758241		1 LOCKING RING
10	184473C1		1 O-RING 29.8" ID x 0.3" Width
11	184472C1		1 RING

7230 8230 9230

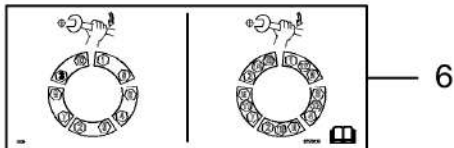
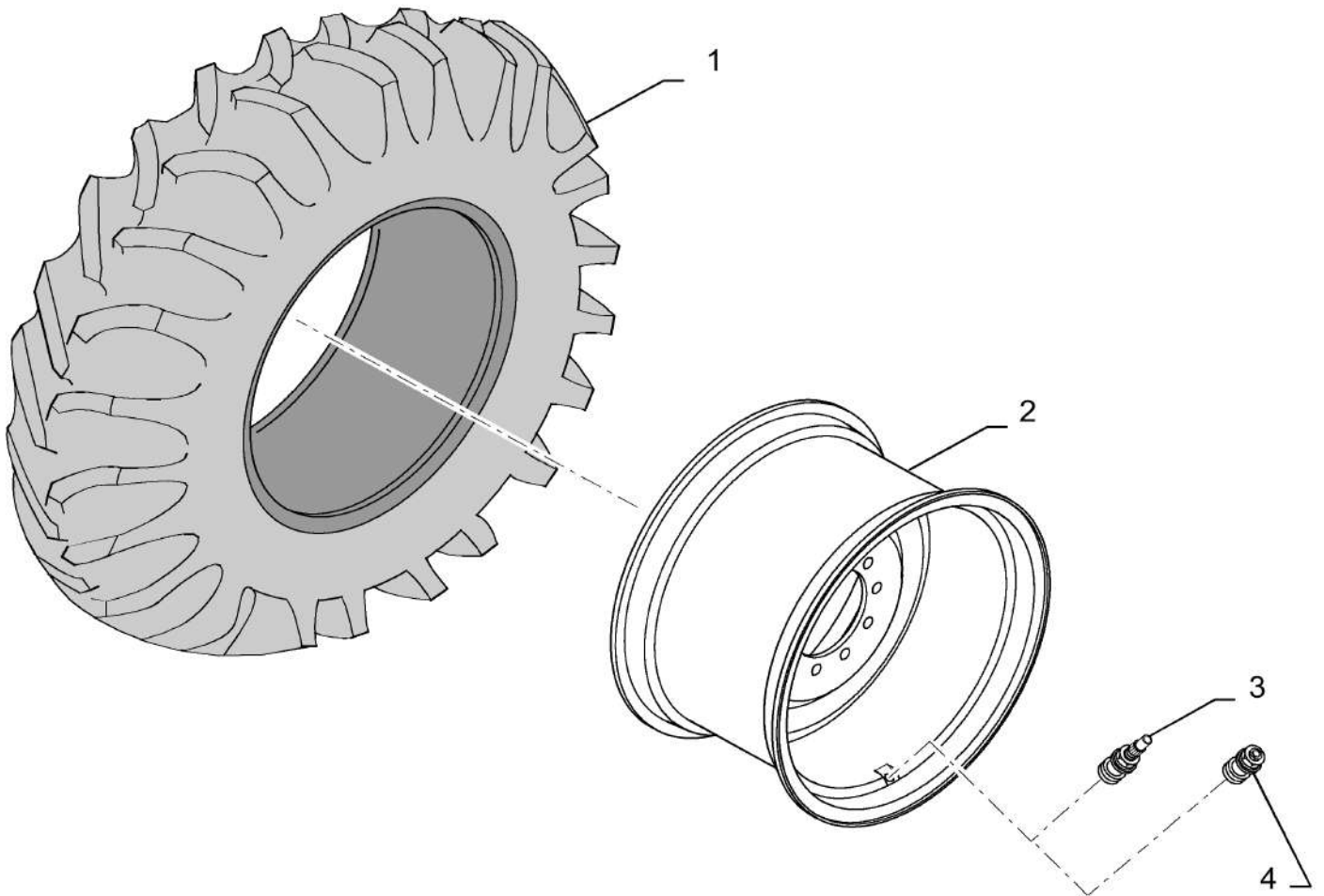
44.511.AG

09

p1

10/201
3

WHEEL, FRONT, 900/75R32, NA AND ANZ ONLY



44.511.AG

09

p1

10/201
3

WHEEL, FRONT,900/75R32, NA AND ANZ ONLY

REF FN	PART NUMBER	YR/SN	QTY DESCRIPTION
1	NS		1 NOT SERVICED Procure Locally
2	84200754		AR RIM WHEEL ASSY, 32XDW30B SILVER
3	87106339		1 VALVE STEM
4	87106340		1 PLUG
5	NS		1 NOT SERVICED Tube (Not Shown)
6	87570139		1 DECAL Bolt Torquing Sequence
			7230 8230 9230

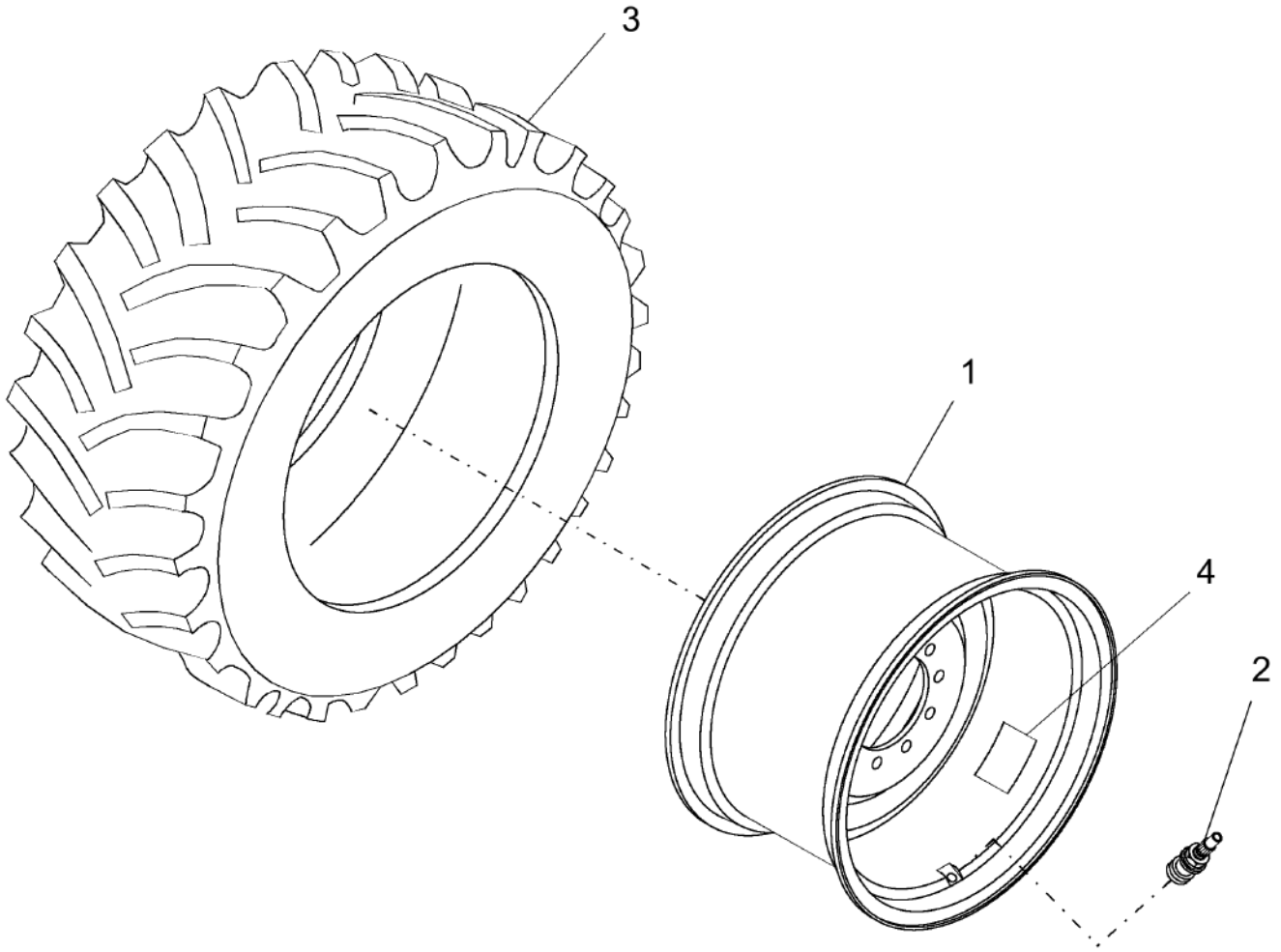
44.511.AG

10

p1

10/201
3

WHEEL, FRONT, 520/85R42



DUAL WHEELS, INSTRUCTIONS

COMBINES WITH 20 BOLTS	COMBINES WITH 16 STUDS / 16 BOLTS

TEMPORARY ROAD TRANSPORT (DRIFT) IN AX on INNER WHEELS ONLY.
Approved with 42 Inch tires with 2.0 bar (30 psi) inflation. **EMPTY** grain tank and 950 header. Install all hardware and torque to specification.

4



44.511.AG

10

p1

10/201
3

WHEEL, FRONT,520/85R42

REF FN	PART NUMBER	YR/SN	QTY DESCRIPTION
1	87386313		AR WHEEL ASSY WHEEL, A42 X DD18, M22
2	395448		1 VALVE STEM
3	NS		1 NOT SERVICED Procure Locally
4	87563205		2 DECAL Bolt Torquing Sequence

7230 8230 9230

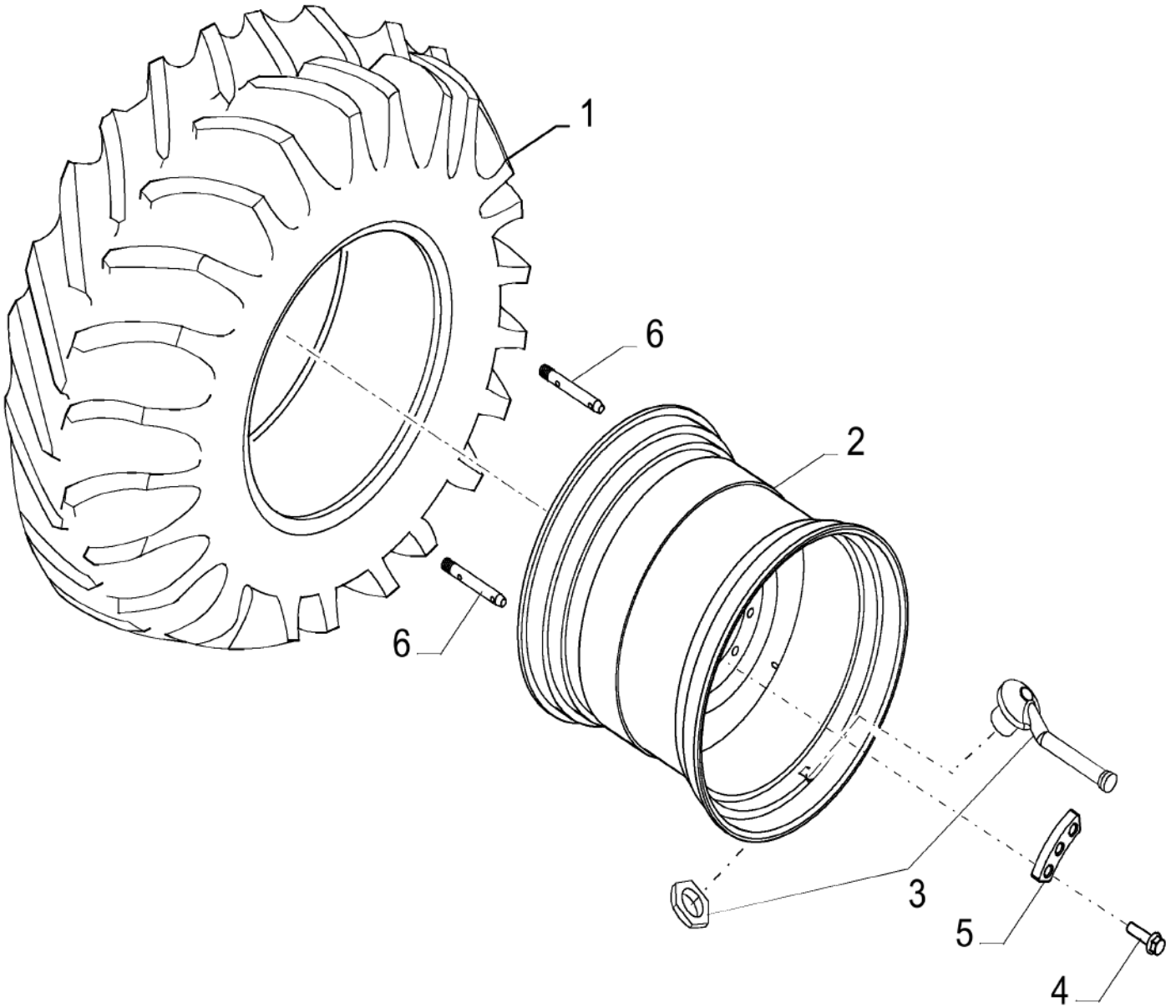
44.511.AG

11

p1

10/201
3

WHEEL, FRONT, 1050/50R32 EU ONLY



44.511.AG

11

p1

10/201
3

WHEEL, FRONT, 1050/50R32 EU ONLY

REF FN	PART NUMBER	YR/SN	QTY DESCRIPTION
1	PL		1 PROCURE LOCALLY Tire, TW1050/50R32 - 178A8(-118)A
2	84441712		1 WHEEL DWW36A x 32
3	84460168		1 VALVE STEM
4	87327478		10 BOLT
5	87598803		5 PLATE
6	87283521		2 STUD M22 x 180
			7230 8230 9230

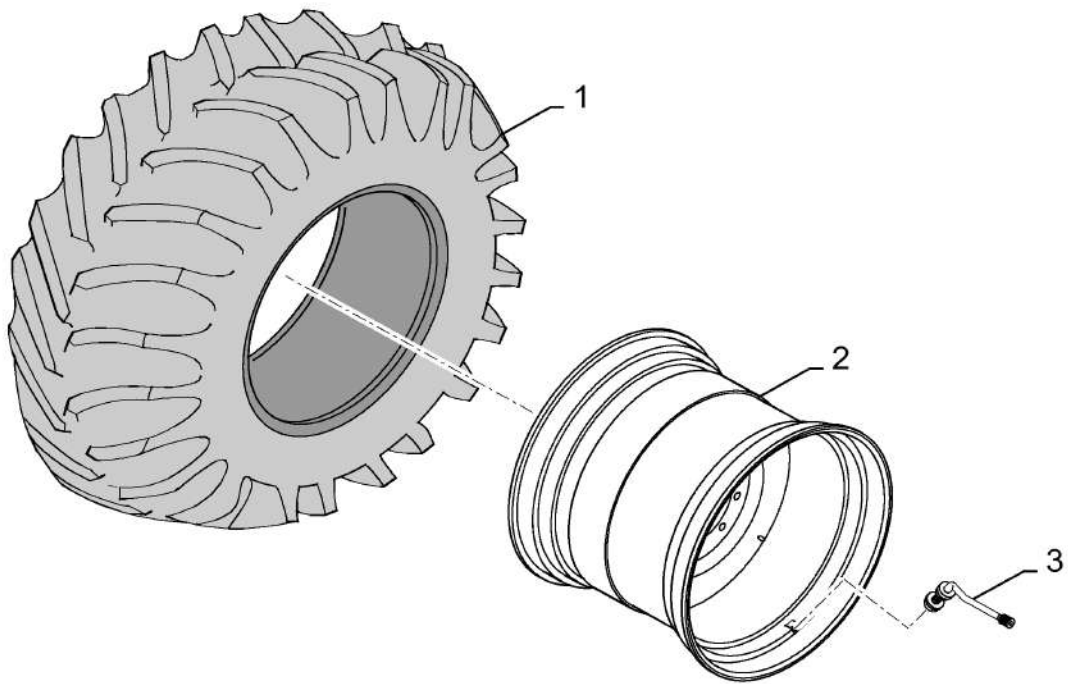
44.520.AF

01

p1

10/201
3

WHEEL, REAR STEERING, 500/85R24, EU ONLY



44.520.AF

01

p1

10/201
3

WHEEL, REAR STEERING, 500/85R24, EU ONLY

REF FN	PART NUMBER	YR/SN	QTY DESCRIPTION
1	NS		1 NOT SERVICED Procure Locally
2	84229720		1 WHEEL ASSY WHEEL ASSY, 24XWH15L SILVER
3	395448		1 VALVE STEM

7230 8230 9230

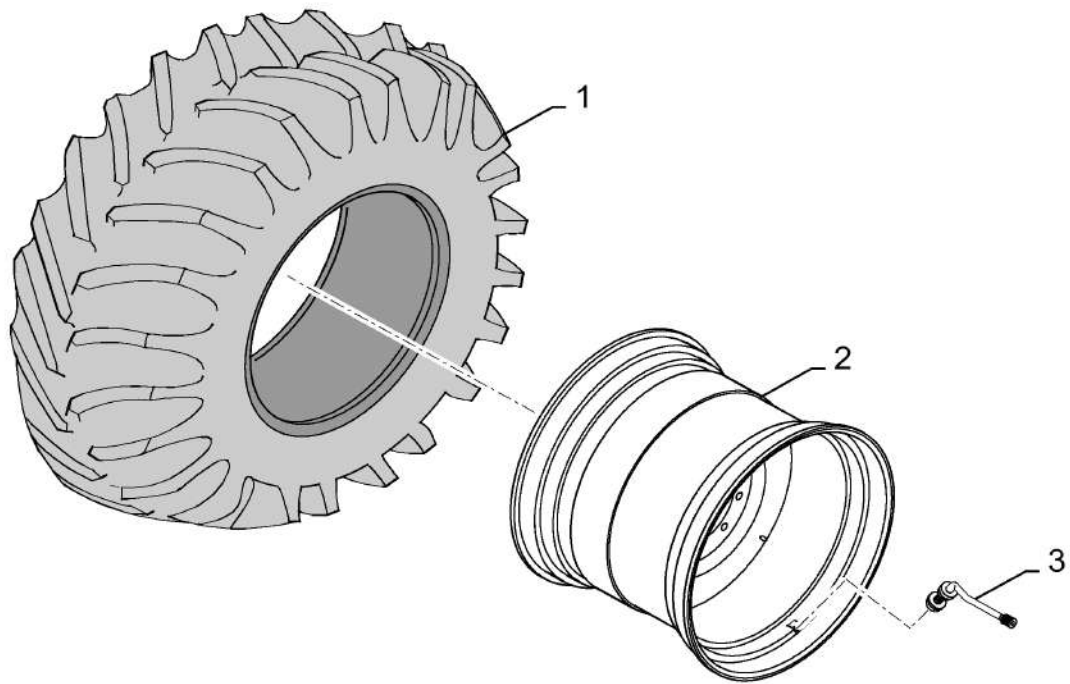

44.520.AF

02

p1

10/201
3

WHEEL, REAR STEERING, 540/65R30, NA 7230 ONLY



44.520.AF

02

p1

10/201
3

WHEEL, REAR STEERING, 540/65R30, NA 7230 ONLY

REF FN	PART NUMBER	YR/SN	QTY DESCRIPTION
1	NS		AR NOT SERVICED Procure Locally
2	86996737		AR WHEEL WHEEL ASSY 30XDW15A SIL
3	395448		1 VALVE STEM

7230 8230 9230

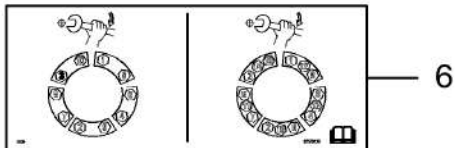
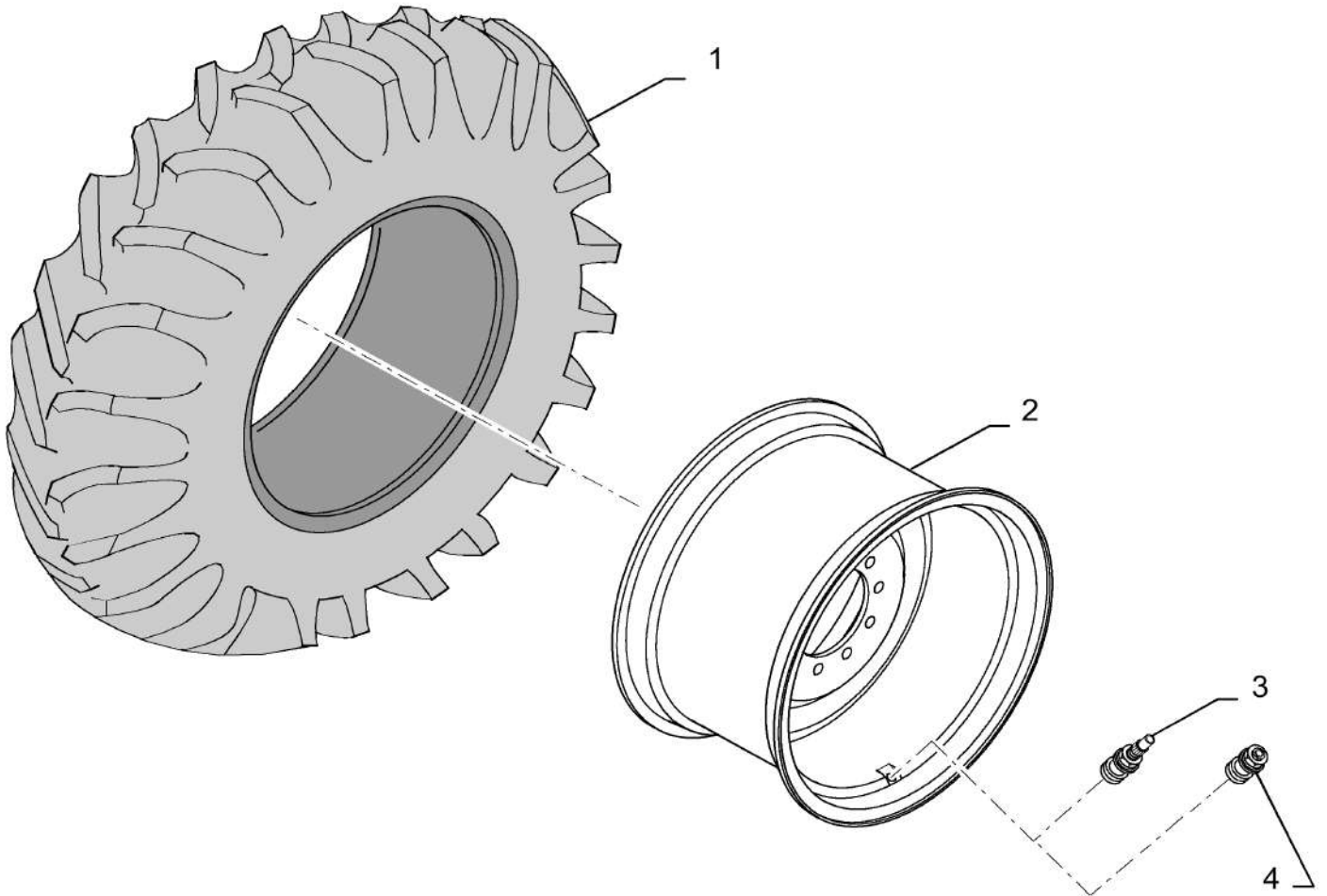
44.520.AF

03

p1

10/201
3

WHEEL, REAR STEERING, 600/65R28



44.520.AF

03

p1

10/201
3

WHEEL, REAR STEERING, 600/65R28

REF FN	PART NUMBER	YR/SN	QTY DESCRIPTION
1	NS		1 NOT SERVICED Procure Locally
2	86996745		AR WHEEL WHEEL ASSY 28XW18L
3	395448		1 VALVE STEM
4	86997821		1 PLUG
5	NS		1 NOT SERVICED Tube, Procure Locally
6	87570139		1 DECAL Bolt Torquing Sequence
			7230 8230 9230

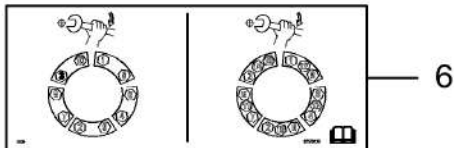
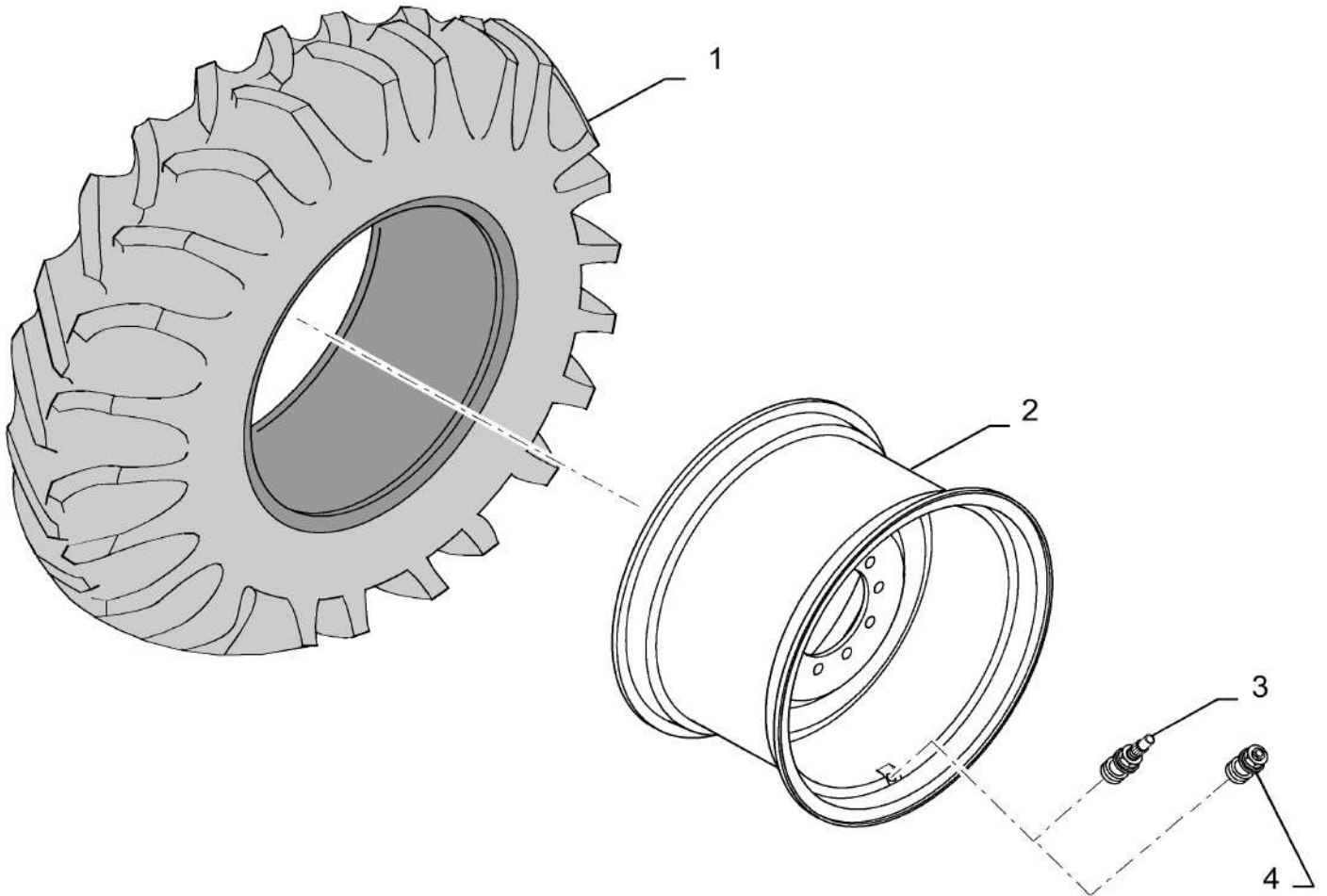
44.520.AF

04

p1

10/201
3

WHEEL, REAR STEERING, 600/70R28



44.520.AF

04

p1

10/201
3

WHEEL, REAR STEERING, 600/70R28

REF FN	PART NUMBER	YR/SN	QTY DESCRIPTION
1	NS		AR NOT SERVICED Procure Locally
2	87741512		1 RIM WHEEL ASSY, 28XW18L SILVER
3	395448		1 VALVE STEM
4	86997821		1 PLUG
5	NS		1 NOT SERVICED Tube, Procure Locally
6	87570139		1 DECAL Bolt Torquing Sequence
			7230 8230 9230

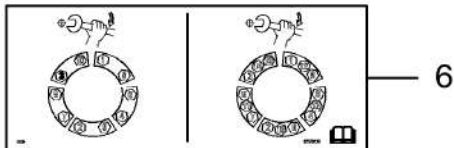
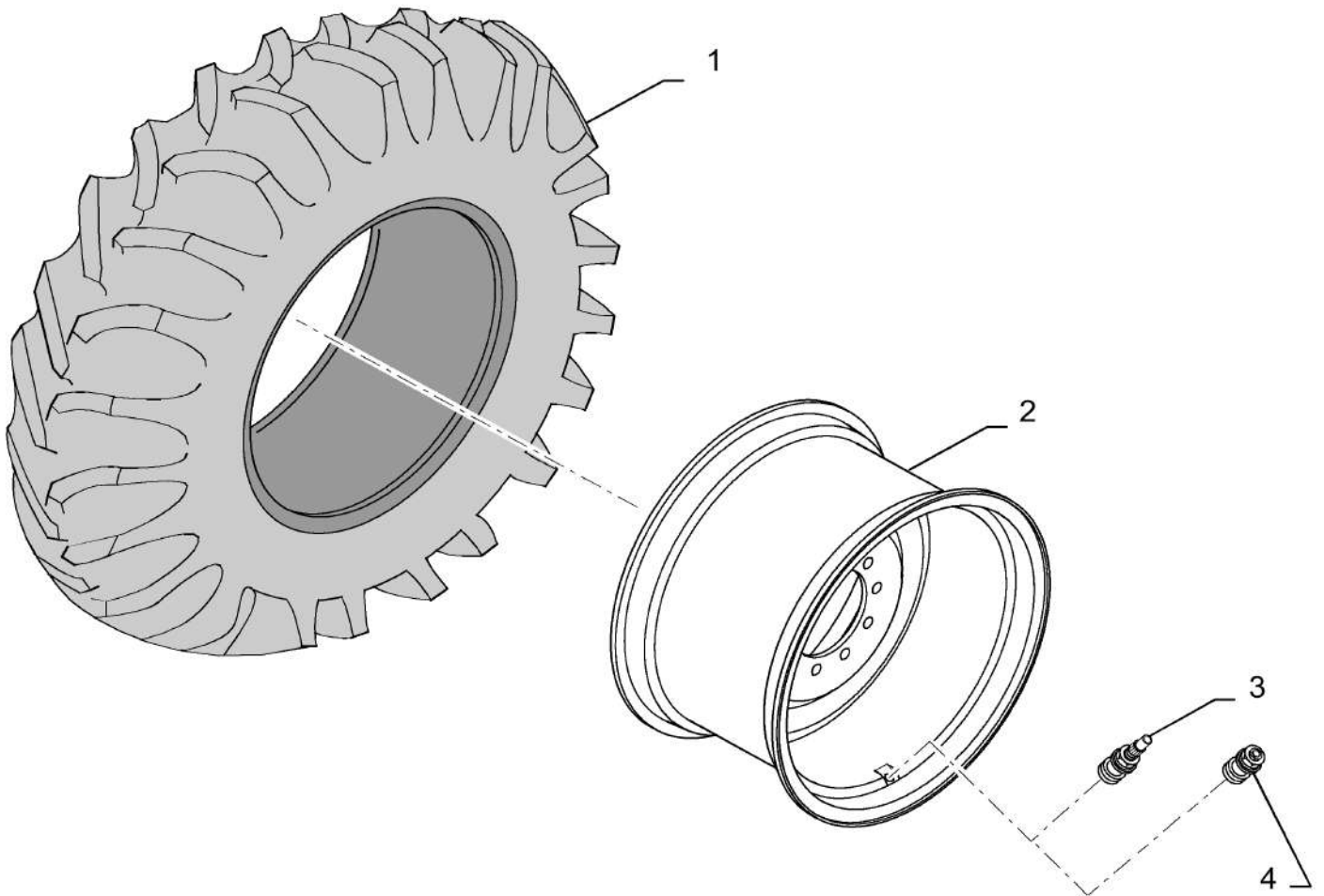
44.520.AF

05

p1

10/201
3

WHEEL, REAR STEERING, 750/65R26, NA AND ANZ ONLY



44.520.AF

05

p1

10/201
3

WHEEL, REAR STEERING, 750/65R26, NA AND ANZ ONLY

REF FN	PART NUMBER	YR/SN	QTY DESCRIPTION
1	NS		1 NOT SERVICED Procure Locally
2	84379626		AR WHEEL WHEEL ASSY, 26XDW25B SILVER
3	395448		1 VALVE STEM
4	86997821		1 PLUG
5	NS		1 NOT SERVICED Tube, Procure Locally
6	87570139		1 DECAL Bolt Torquing Sequence
			7230 8230 9230

SECTION INDEX

Tracks and track suspension

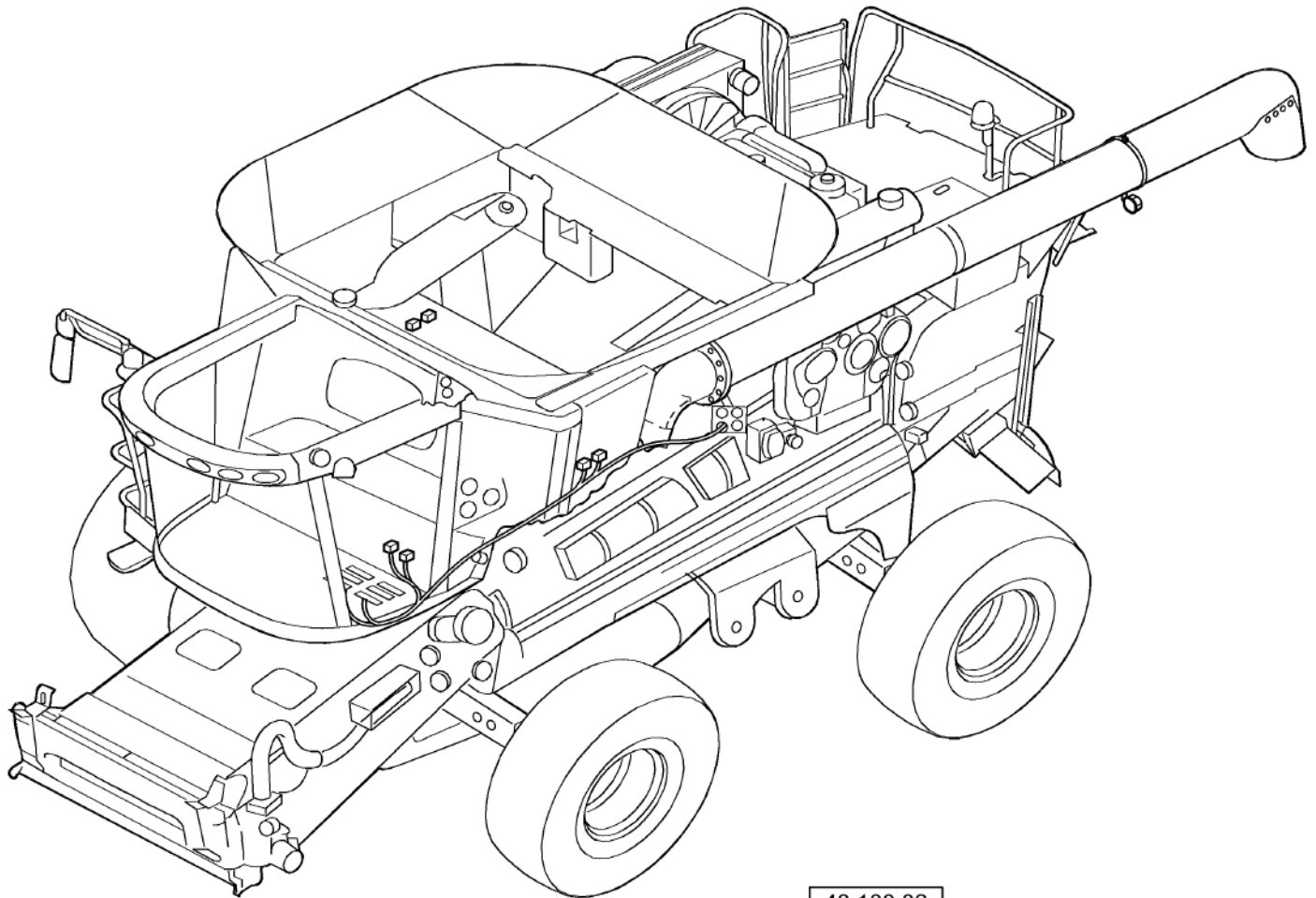
48.000.00		SECTION INDEX - SUSPENSION AND TRACKS
48.100.AE		TRACK DRIVE - RUBBER TRACK; NA ONLY
48.100.AE	01	TRACK ASSY, EU, 24 IN
48.100.AE	02	TRACK ASSY, EU, WIDE
48.100.AE	03	RUBBER TRACK, EU 24 IN
48.100.AE	04	RUBBER TRACK, EU, WIDE
48.110.AC		TRACK DRIVE - ROLLER BEAM - NA ONLY
48.120.AT	01	TRACK ASSY, ROLLER, 24IN
48.120.AT	02	TRACK ASSY, ROLLER 30IN
48.130.AJ	01	TRACK DRIVE, FINAL - NA ONLY
48.130.AJ	02	TRACK DRIVE - REAR IDLER WHEELS AXLE - NA ONLY
48.130.AJ	03	TRACK DRIVE - FRONT IDLER WHEELS AXLE - NA ONLY
48.130.AN		TRACK DRIVE - UNDERCARRIAGE - NA ONLY
48.130.AX		TRACK DRIVE - YOKE FRAME - NA ONLY
48.134.AA	01	TRACK ASSY, IDLER, FRONT 24IN
48.134.AA	01	TRACK DRIVE - IDLER WHEELS - NA ONLY
48.134.AA	02	TRACK ASSY, IDLER, REAR 24IN
48.134.AA	02	AXLE ASSEMBLY FRONT IDLER
48.134.AA	03	TRACK ASSY, FRONT, PIVOT
48.134.AA	03	PIVOT ASSEMBLY FRONT AXLE
48.134.AA	04	TRACK ASSY, IDLER, FRONT 30IN
48.134.AA	05	TRACK ASSY, IDLER, REAR 30 IN
48.134.AA	06	TRACK ASSY, FRONT, PIVOT 30IN
48.134.AJ	01	TRACK TENSIONING HYDRAULIC PLUMBING -NA ONLY
48.134.AJ	02	TRACK HYDRAULICS- NA ONLY
48.134.AJ	03	TRACK DRIVE - TENSIONING MECHANISM, ADJUSTER-RECOIL - NA
48.138.AB	01	UNDERCARRIAGE, EU 24 IN
48.138.ab	02	UNDERCARRIAGE, EU 30 IN

48.000.00

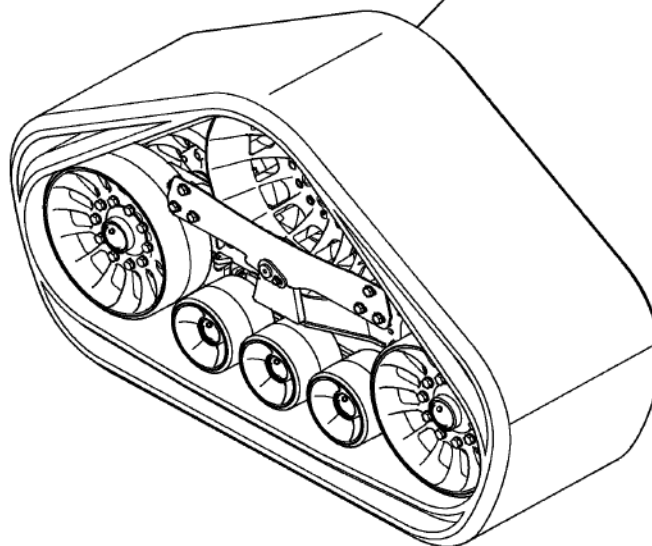
p1

10/201
3

SECTION INDEX - SUSPENSION AND TRACKS



48.100.02



48.000.00

p1

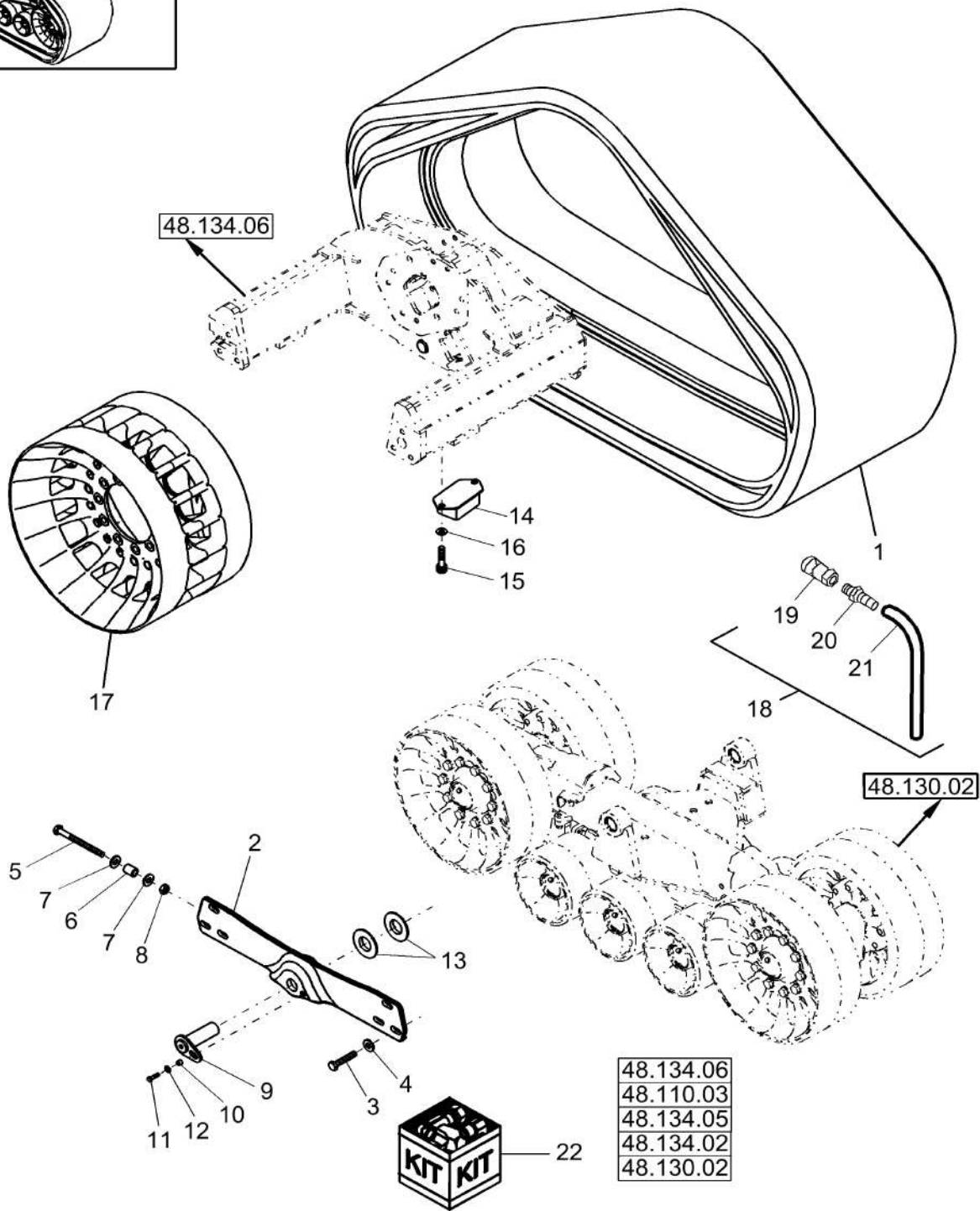
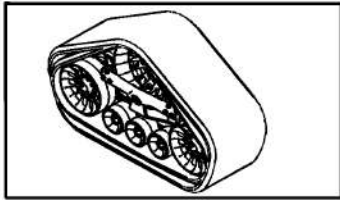
10/201
3

SECTION INDEX - SUSPENSION AND TRACKS

REF FN	PART NUMBER	YR/SN	QTY	DESCRIPTION
---------------	--------------------	--------------	------------	--------------------

				7230 8230 9230
--	--	--	--	----------------

TRACK DRIVE - RUBBER TRACK; NA ONLY



TRACK DRIVE - RUBBER TRACK; NA ONLY

REF FN	PART NUMBER	YR/SN	QTY DESCRIPTION
1	87734600		2 RUBBER TRACK W = 36" Goodyear
1	84214145		2 RUBBER TRACK W = 36" Camoplast ArmorLug
2	87451761		2 END PLATE
3	9780129		12 BOLT Hex, M24 x 3 x 50mm, CI 10.9, Full Thd
4	87016608		12 WASHER M24 x 44.5 x 5, HT
5	87439071		2 BOLT
6	87439070		2 SPACER
7	896-15020		4 WASHER M20 x 44.5 x 5, HT
8	829-4420		2 THIN NUT Thin, M20 x 2.5, CI 05
9	87423822		4 PIN
10	87423819		4 SPACER
11	627-16035		4 BOLT Hex, M16 x 2 x 35mm, CI 10.9, Full Thd
12	896-11016		4 WASHER M17.5 x 30 x 4, HT
13	87423202		4 THRUST BEARING 58 mm ID x 115 mm OD x 5 mm
14	87428948		4 BUMPER
15	86836488		8 HEX SOC SCREW Button Hd, M12 x 1.75 x 25mm, CI 12.9
16	896-11012		8 WASHER M13.5 x 24.5 x 3, HT
17	87395733		1 WHEEL Machined, Track Drive
18	31-3183		1 HOSE Assembly, Pressure Relief; Incl Refs 19 Thru 21
19	233303A1		1 COUPLING Quick, Female
20	217-125		1 FITTING 3/8" Hose x 1/4" NPTF, Barbed Straight, 3/8 barb end x 1/4 inch PT
21	32-12X		1 LARGE HOSE 914 mm (36 inch) long; Cut From 20' Bulk Roll
22	84130512		1 SERVICE KIT Combine Track; Incl Refs 1 Thru 21, Goodyear

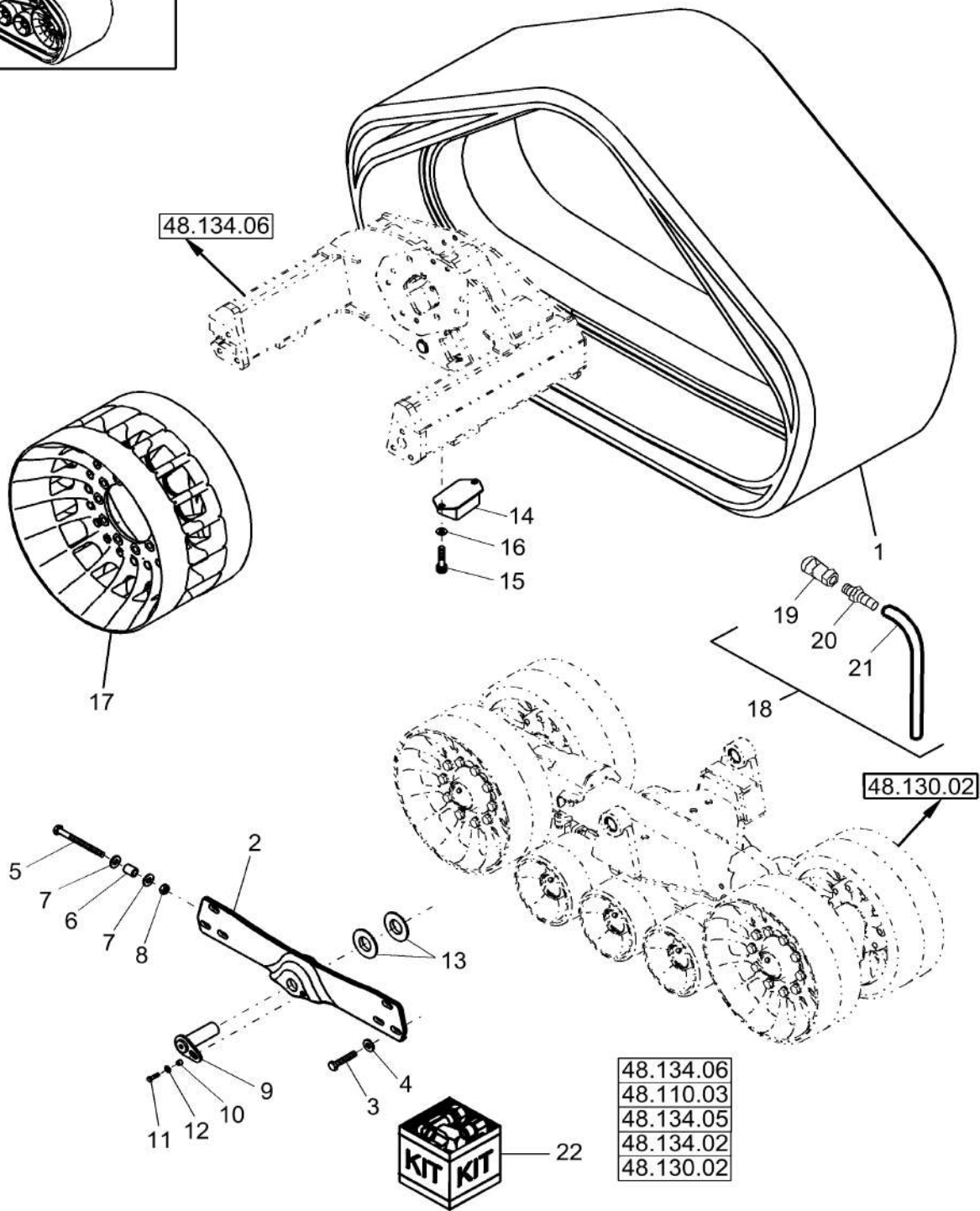
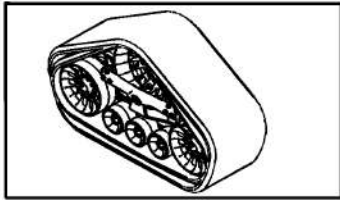
7230 8230 9230

48.100.AE

p2

10/201
3

TRACK DRIVE - RUBBER TRACK; NA ONLY



48.100.AE

p2

10/201
3

TRACK DRIVE - RUBBER TRACK; NA ONLY

REF FN	PART NUMBER	YR/SN	QTY DESCRIPTION
22	84480203		1 SERVICE KIT Combine Track; Incl. Refs 1 Thru 21, Camoplast ArmorLug

7230 8230 9230

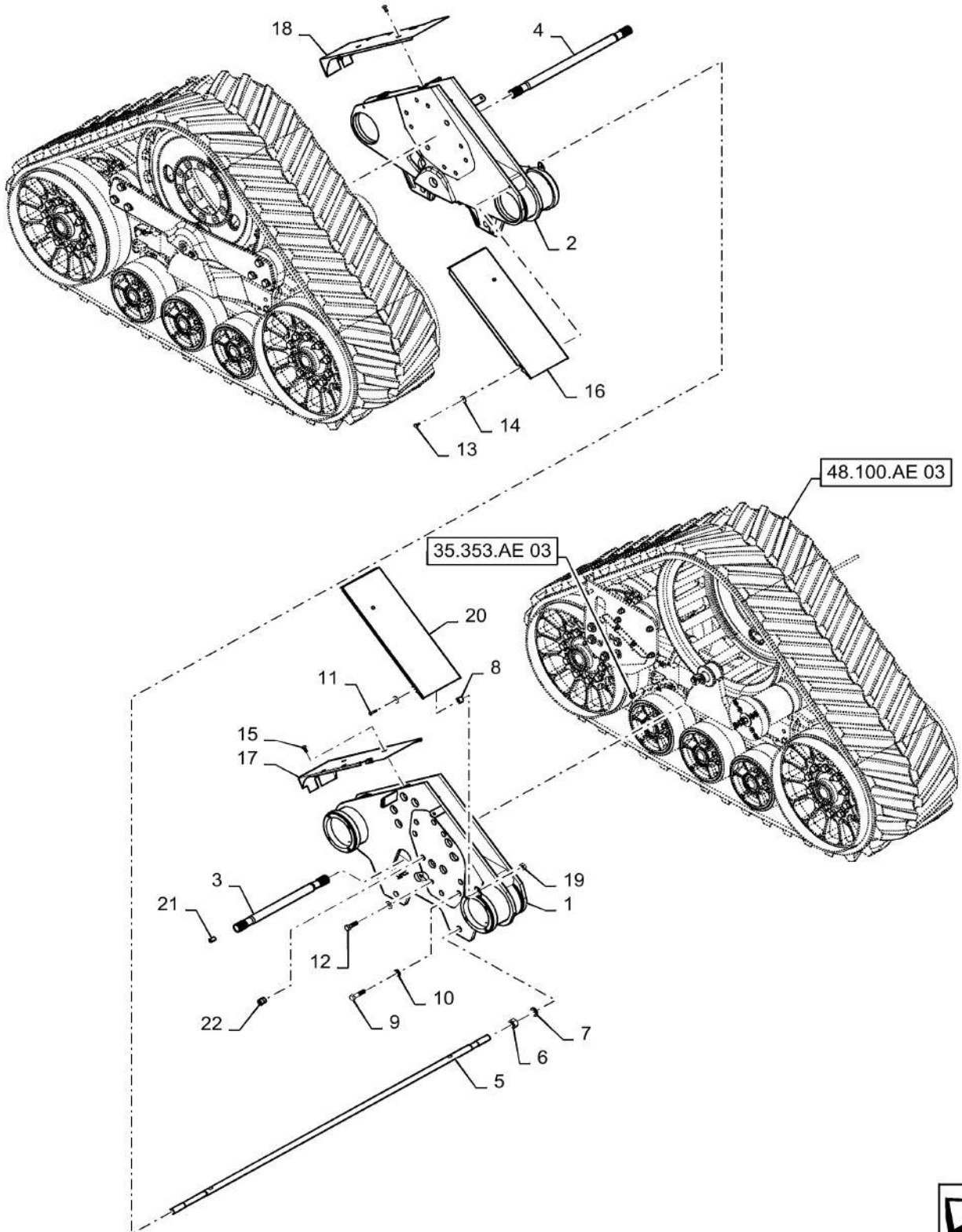
48.100.AE

01

p1

10/201
3

TRACK ASSY, EU, 24 IN



48.100.AE

01

p1

10/201
3**TRACK ASSY, EU, 24 IN**

REF FN	PART NUMBER	YR/SN	QTY DESCRIPTION
1	84316209		1 FRAME LH
2	84325609		1 FRAME RH
3	84336181		1 SHAFT LH, 613mm
4	84336183		1 SHAFT RH, 873mm
5	84317177		2 ROD 2354mm
6	300852		8 NUT M30 x 1.5, CI 8
7	140184		8 WASHER 50mm X 31mm
8	84598489		2 SLEEVE 25mm OD X 11mm ID X 15mm
9	87024335		14 BOLT Hex, M20 x 80mm, CI 10.9
10	394632		16 WASHER M20 x 40 x 4, HT
11	120068		2 BOLT Hex, M10 x 40, 8.8, Full Thd
12	9843495		2 BOLT Hex, M20 x 2.5 x 60mm, CI 10.9, Full Thd
13	43138		4 BOLT Hex, M10 x 1.5 x 20mm, CI 8.8, Full Thd
14	140045		16 BELLEVILLE WASHER M10
15	380425		6 BOLT Button Hd, M10 x 20mm Button Head, M10 X 20mm
16	84573797		1 SHIELD RH Front
17	84559210		1 SHIELD LH Rear
18	84559212		1 SHIELD RH Rear
19	100016		4 NUT M10, CI 8
20	84573795		1 PLATE LH Front
21	84038824		1 BUSHING Transmission Lock
22	626826		4 PIN Dowel

7230 8230 9230

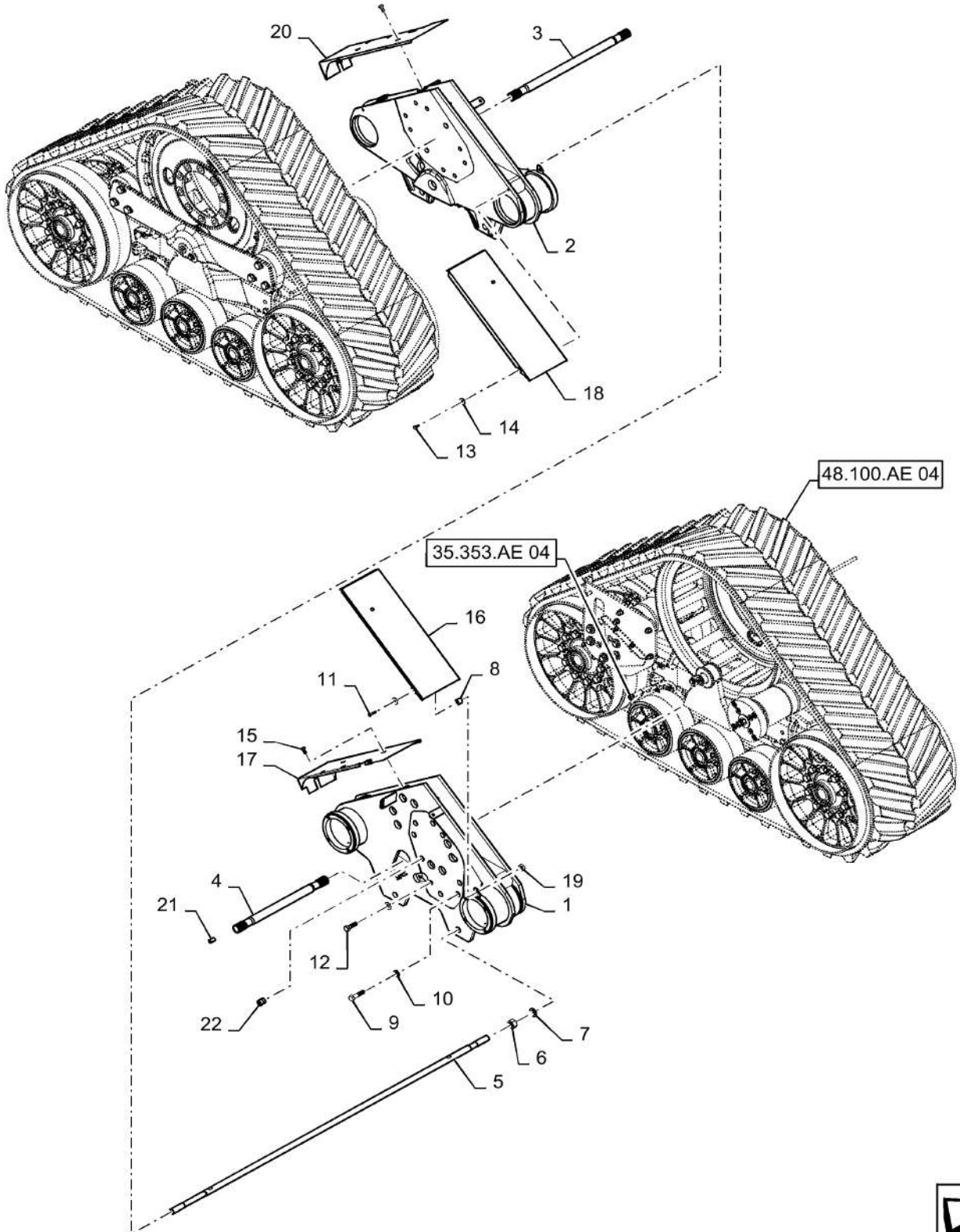
48.100.AE

02

p1

10/201
3

TRACK ASSY, EU, WIDE



TRACK ASSY, EU, WIDE

REF FN	PART NUMBER	YR/SN	QTY DESCRIPTION
1	84314255		1 FRAME LH
2	84316017		1 FRAME RH
3	84389928		1 SHAFT RH, 696mm
4	84318607		1 SHAFT LH, 956mm
5	84317177		2 ROD 2354mm
6	300852		8 NUT M30 x 1.5, CI 8
7	140184		8 WASHER 50mm X 31mm
8	84598489		2 SLEEVE 25mm OD X 11mm ID X 15mm
9	87024335		14 BOLT Hex, M20 x 80mm, CI 10.9
10	394632		16 WASHER M20 x 40 x 4, HT
11	120068		2 BOLT Hex, M10 x 40, 8.8, Full Thd
12	9843495		2 BOLT Hex, M20 x 2.5 x 60mm, CI 10.9, Full Thd
13	43138		4 BOLT Hex, M10 x 1.5 x 20mm, CI 8.8, Full Thd
14	140045		16 BELLEVILLE WASHER M10
15	380425		6 BOLT Button Hd, M10 x 20mm Button Head, M10 X 20mm
16	84559182		1 SHIELD LH Front
17	84559214		1 SHIELD LH Rear
18	84559184		1 SHIELD RH Front
19	100016		4 NUT M10, CI 8
20	84559216		1 SHIELD RH Rear
21	84038824		1 BUSHING Transmission Lock
22	626826		4 PIN Dowel
			7230 8230 9230

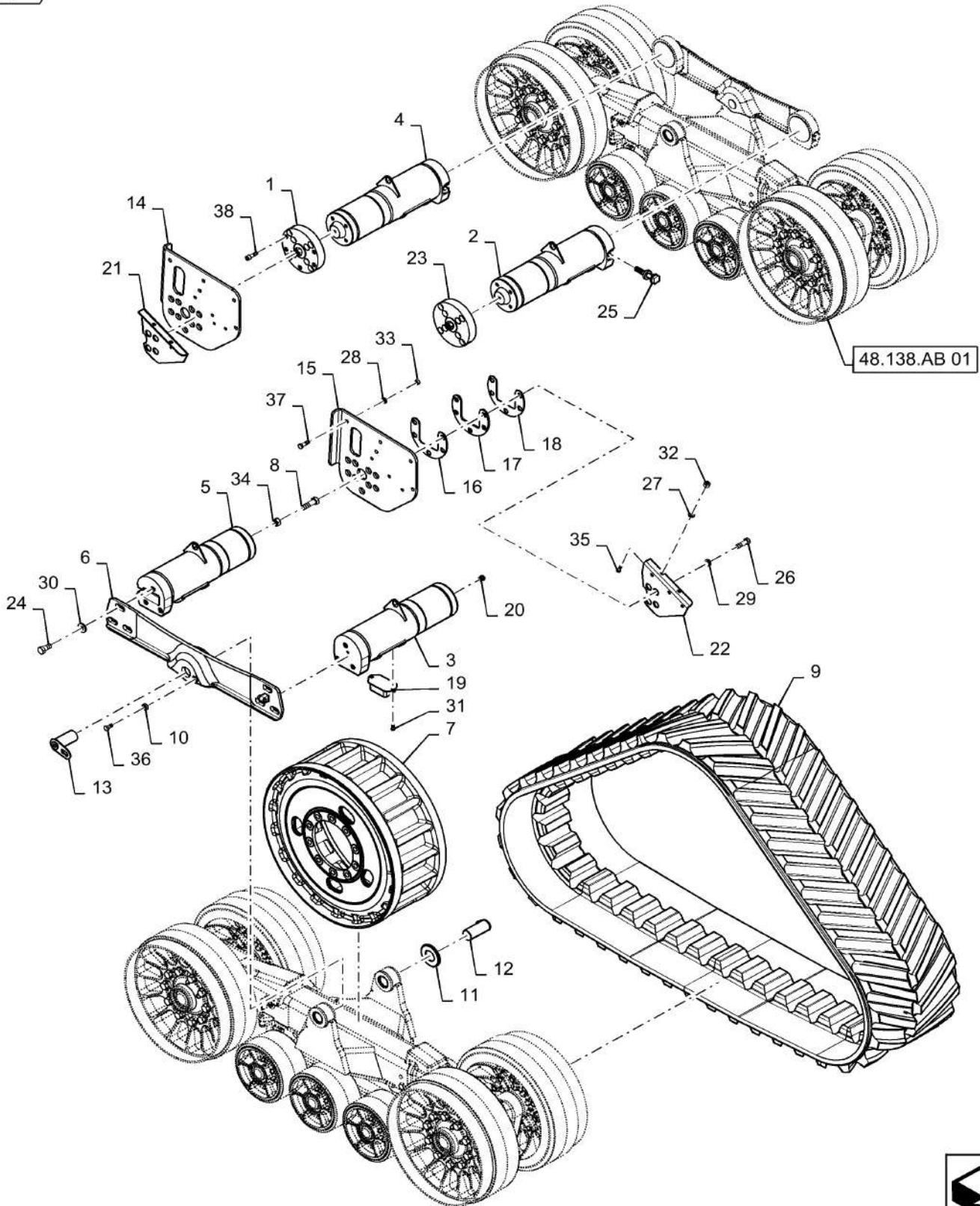
48.100.AE

03

p1

10/201
3

RUBBER TRACK, EU 24 IN



RUBBER TRACK, EU 24 IN

REF FN	PART NUMBER	YR/SN	QTY DESCRIPTION
1	84314338		2 CONE Ring Guide
2	84316204		1 TUBE LH
3	84325612		1 TUBE RH
4	84316207		1 TUBE LH
5	84325614		1 TUBE RH
6	87451761		2 END PLATE Yoke
7	84494989		2 RIM Wheel Drive
8	86639184		2 BOLT Hex, M24 x 80mm, CI 10.9, Full Thd
9	84289715		2 RUBBER TRACK 24 In
10	84314335		4 SPACER 22mm OD X 17mm ID X 7mm
11	84381607		4 NYLON BEARING
12	84314320		2 PIN 51mm OD W Flag
13	84314323		2 PIN 57mm OD W Flag
14	84576207		1 PLATE RH
15	84576205		1 PLATE LH
16	84348910		AR CONTACT PLATE 1.5mm
17	84348909		AR ADJUSTING PLATE 1mm
18	84369667		AR ADJUSTING PLATE 8mm
19	87428948		4 BUMPER Undercarriage
20	84439474		2 PLUG M24 Hex Plug
21	84348908		1 PLATE Mounting
22	84350770		1 PLATE Mounting
23	84385675		2 GUIDE RING
24	9780129		12 BOLT Hex, M24 x 3 x 50mm, CI 10.9, Full Thd
25	84415108		2 ADJUSTMENT ROD
26	86639154		10 BOLT Hex, M20 x 65mm, CI 10.9, Full Thd
27	86511324		28 WASHER M12 x 24 x 2.5
28	86625266		54 WASHER M17.5 x 30 x 4, HT
29	86592703		16 WASHER M20 x 50 x 6, HT
30	87016608		12 WASHER M24 x 44.5 x 5, HT
			7230 8230 9230

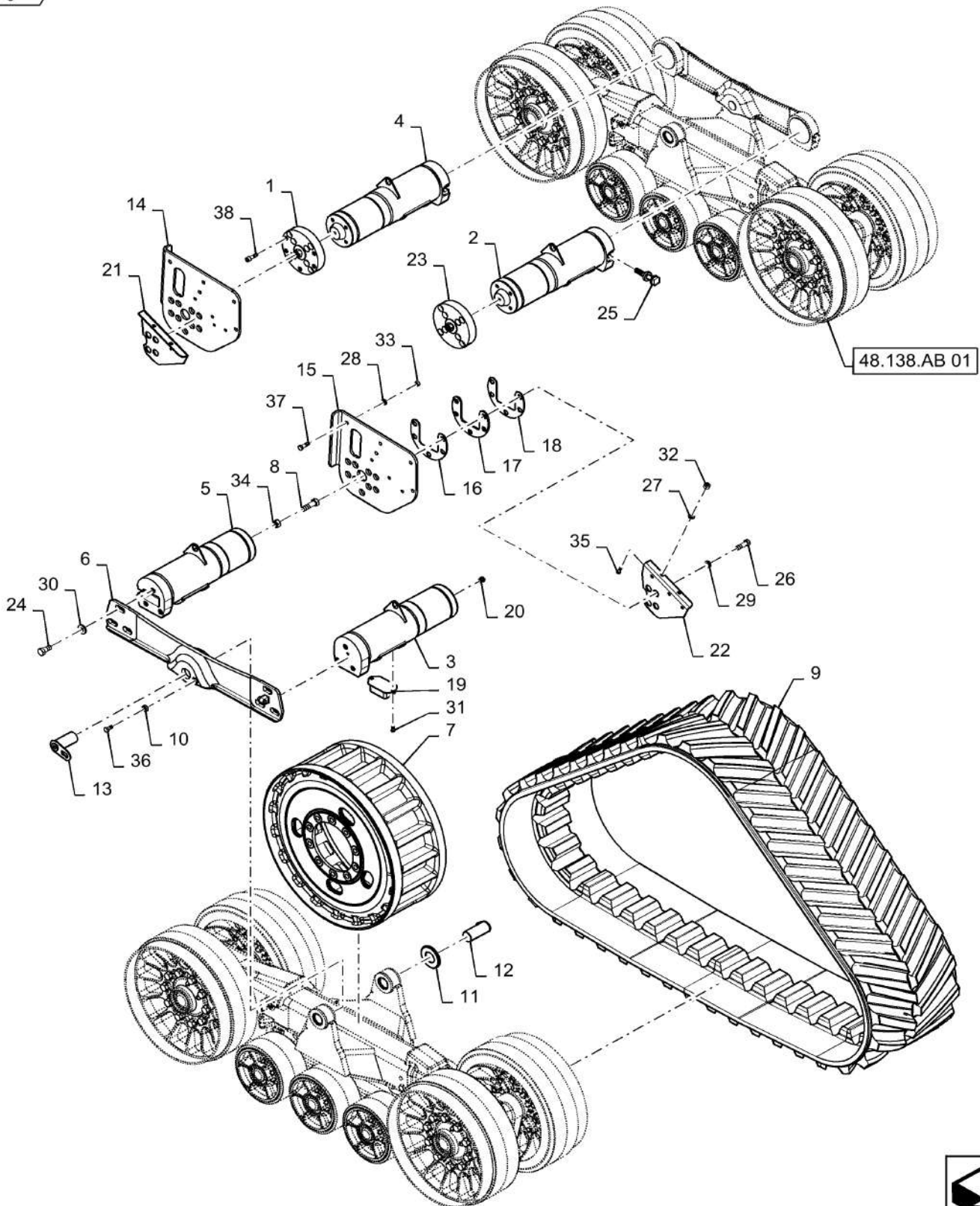
48.100.AE

03

p2

10/201
3

RUBBER TRACK, EU 24 IN



48.100.AE

03

p2

10/201
3

RUBBER TRACK, EU 24 IN

REF FN	PART NUMBER	YR/SN	QTY DESCRIPTION
31	86836488		8 HEX SOC SCREW Button Hd, M12 x 1.75 x 25mm, CI 12.9
32	9706685		10 NUT M12, CI 8
33	100020		8 NUT M16, CI 8
34	9848973		2 NUT M24, CI 10
35	300389		10 BOLT Hex, M12 x 1.75 x 35mm, CI 8.8, Full Thd
36	86508623		4 BOLT Hex, M16 x 30mm, CI 10.9, Full Thd
37	120090		10 BOLT Hex, M16 x 50, 8.8
38	87524538		32 SCREW Socket Head, M16 X 50mm 10.9

7230 8230 9230

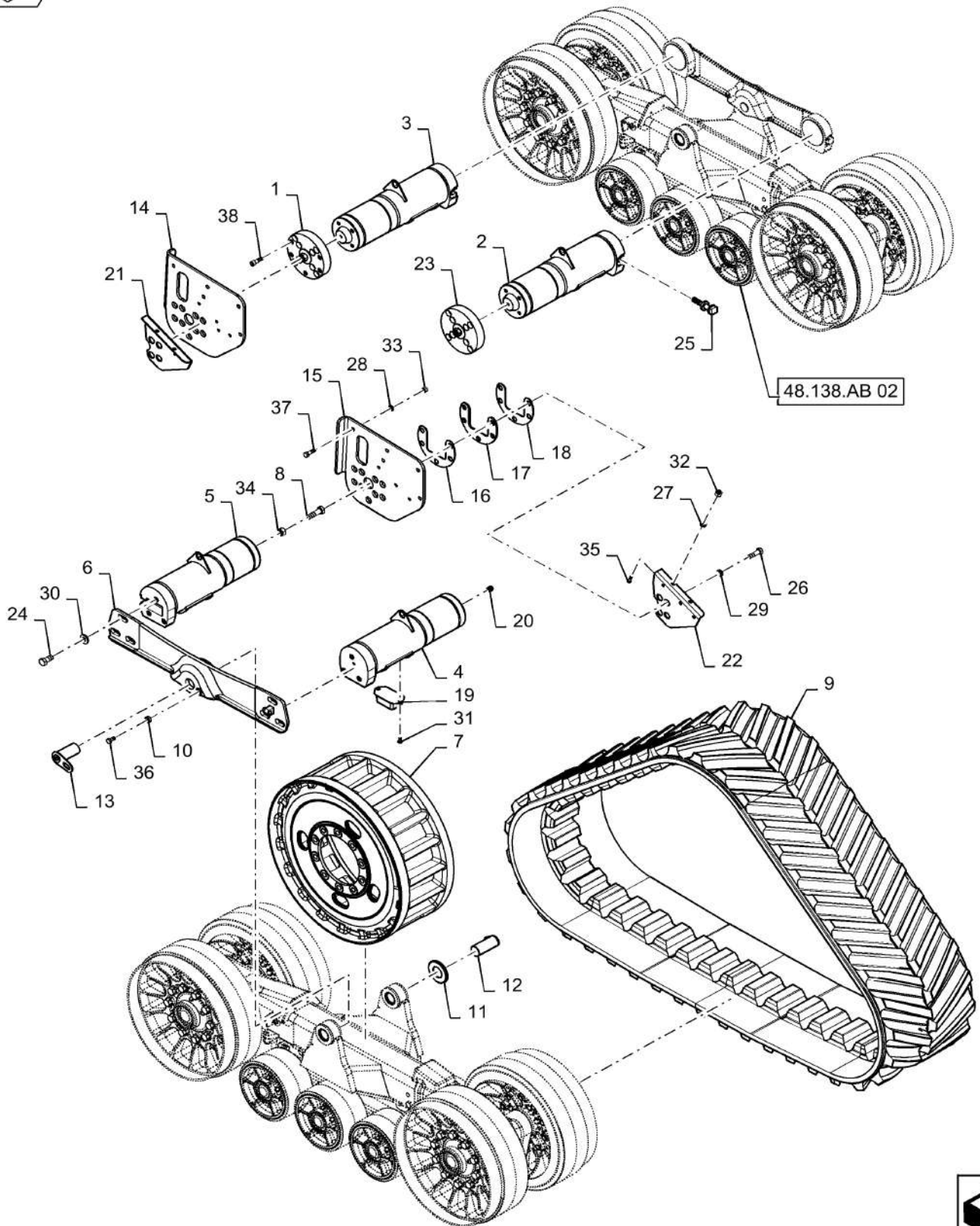
48.100.AE

04

p1

10/201
3

RUBBER TRACK, EU, WIDE



RUBBER TRACK, EU, WIDE

REF FN	PART NUMBER	YR/SN	QTY DESCRIPTION
1	84314338		2 CONE Ring Guide
2	84311987		1 TUBE LH
3	84311989		1 TUBE RH
4	84316018		1 TUBE LH
5	84316019		1 TUBE RH
6	87451761		2 END PLATE Yoke End
7	84494989		2 RIM Drive Wheel
8	86639184		2 BOLT Hex, M24 x 80mm, CI 10.9, Full Thd
9	84356091		2 RUBBER TRACK 30 In
10	84314335		4 SPACER 17mm ID X 22mm OD X 7mm
11	84381607		4 NYLON BEARING
12	84314320		2 PIN W/ Securing Plate
13	84314323		2 PIN W/ Securing Plate
14	84576207		1 PLATE Track Mounting
15	84576205		1 PLATE Track Mounting
16	84348910		AR CONTACT PLATE 1.5mm Thick
17	84348909		AR ADJUSTING PLATE 1mm Thick
18	84369667		AR ADJUSTING PLATE 8mm Thick
19	87428948		4 BUMPER Undercarriage Stop
20	84439474		2 PLUG Poly, Hex
21	84348908		1 PLATE LH Mounting
22	84350770		1 PLATE RH Mounting
23	84385675		2 GUIDE RING
24	9780129		12 BOLT Hex, M24 x 3 x 50mm, CI 10.9, Full Thd
25	84415108		2 ADJUSTMENT ROD
26	86639154		10 BOLT Hex, M20 x 65mm, CI 10.9, Full Thd
27	86511324		28 WASHER M12 x 24 x 2.5
28	86625266		54 WASHER M17.5 x 30 x 4, HT
29	86592703		16 WASHER M20 x 50 x 6, HT
30	87016608		12 WASHER M24 x 44.5 x 5, HT
			7230 8230 9230

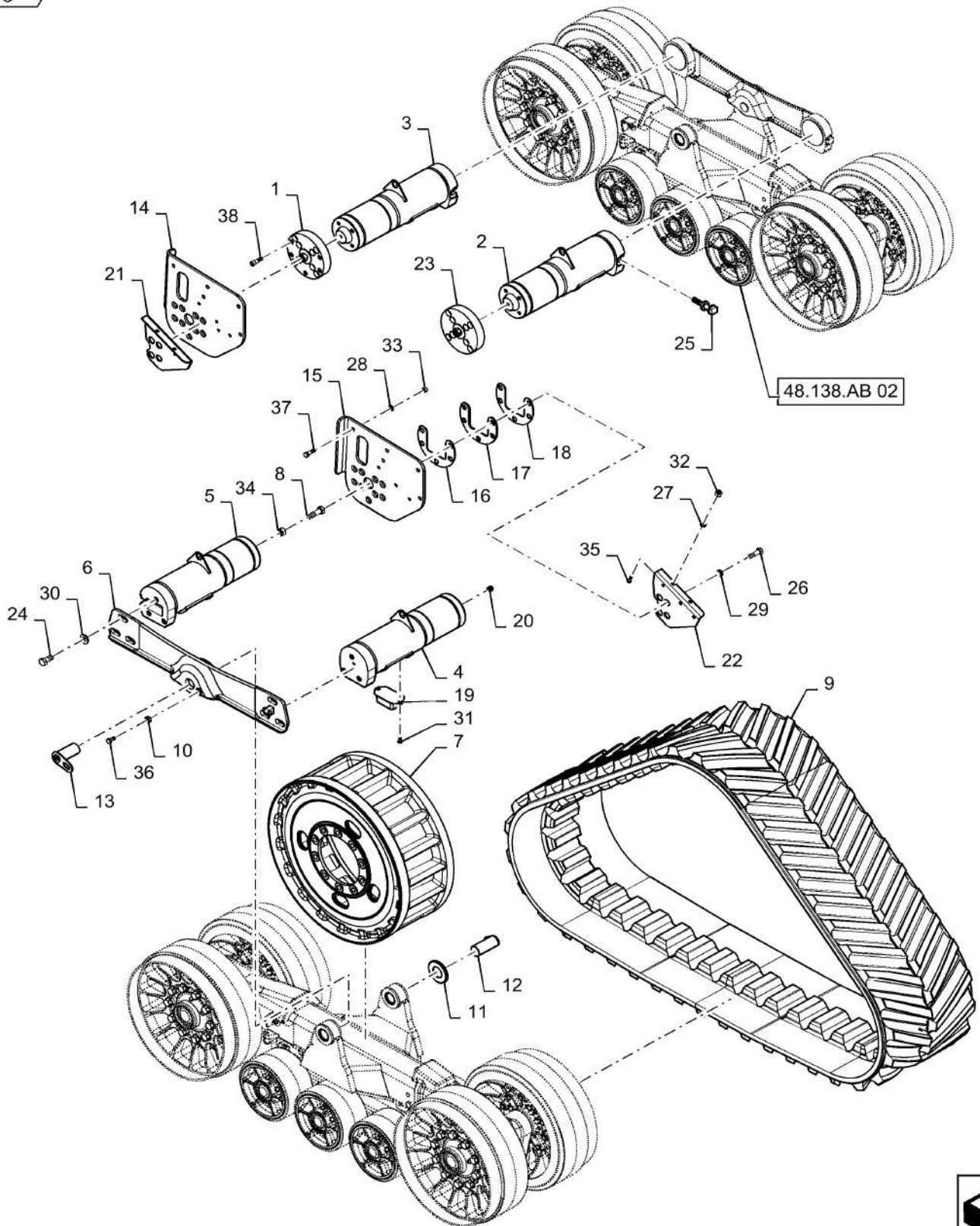
48.100.AE

04

p2

10/201
3

RUBBER TRACK, EU, WIDE



RUBBER TRACK, EU, WIDE

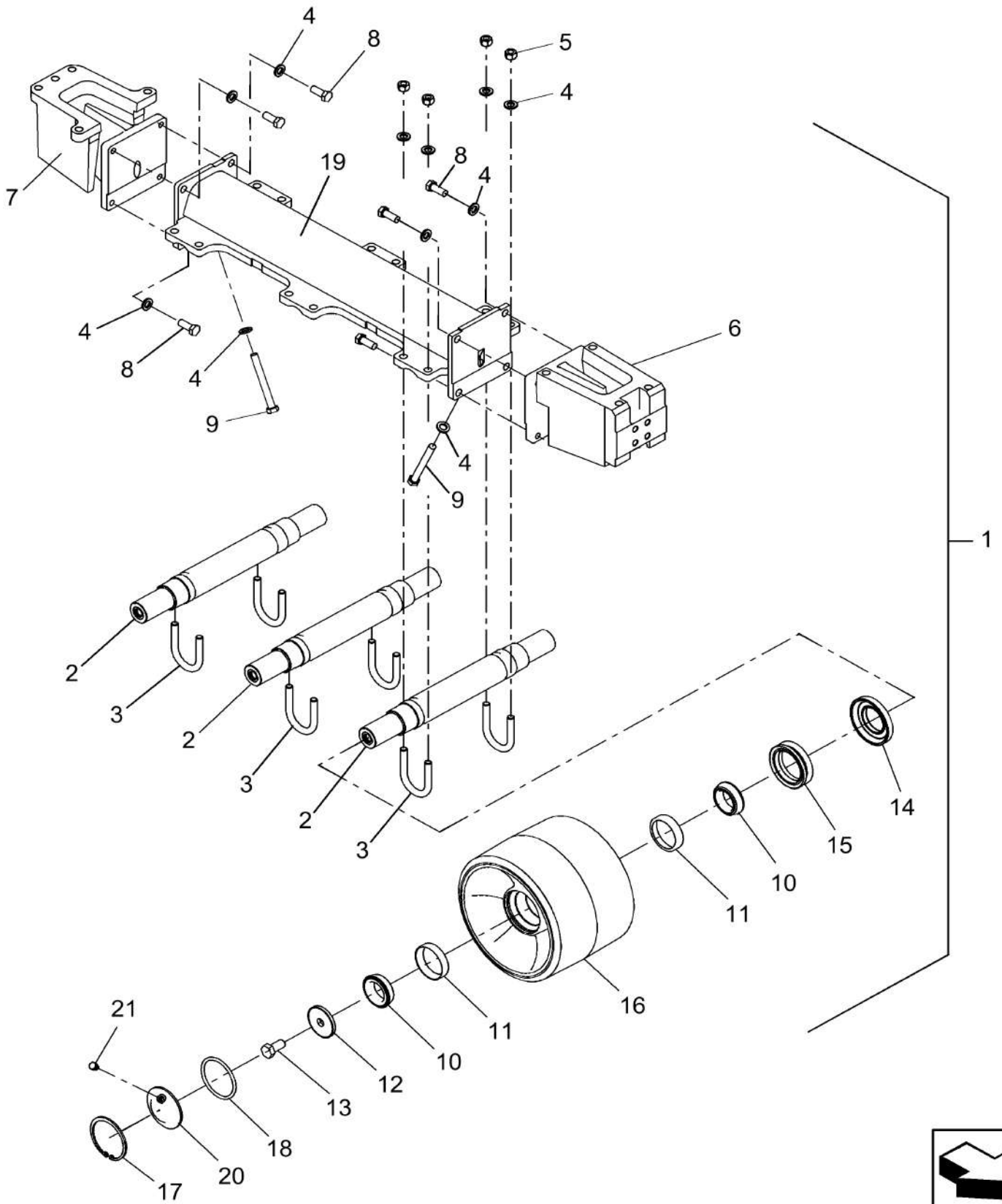
REF FN	PART NUMBER	YR/SN	QTY DESCRIPTION
31	86836488		8 HEX SOC SCREW Button Hd, M12 x 1.75 x 25mm, CI 12.9
32	9706685		10 NUT M12, CI 8
33	100020		8 NUT M16, CI 8
34	9848973		2 NUT M24, CI 10
35	300389		10 BOLT Hex, M12 x 1.75 x 35mm, CI 8.8, Full Thd
36	86508623		4 BOLT Hex, M16 x 30mm, CI 10.9, Full Thd
37	120090		10 BOLT Hex, M16 x 50, 8.8
38	87524538		32 SCREW Socket Head M16 X 50mm 10.9
			7230 8230 9230

48.110.AC

p1

10/201
3

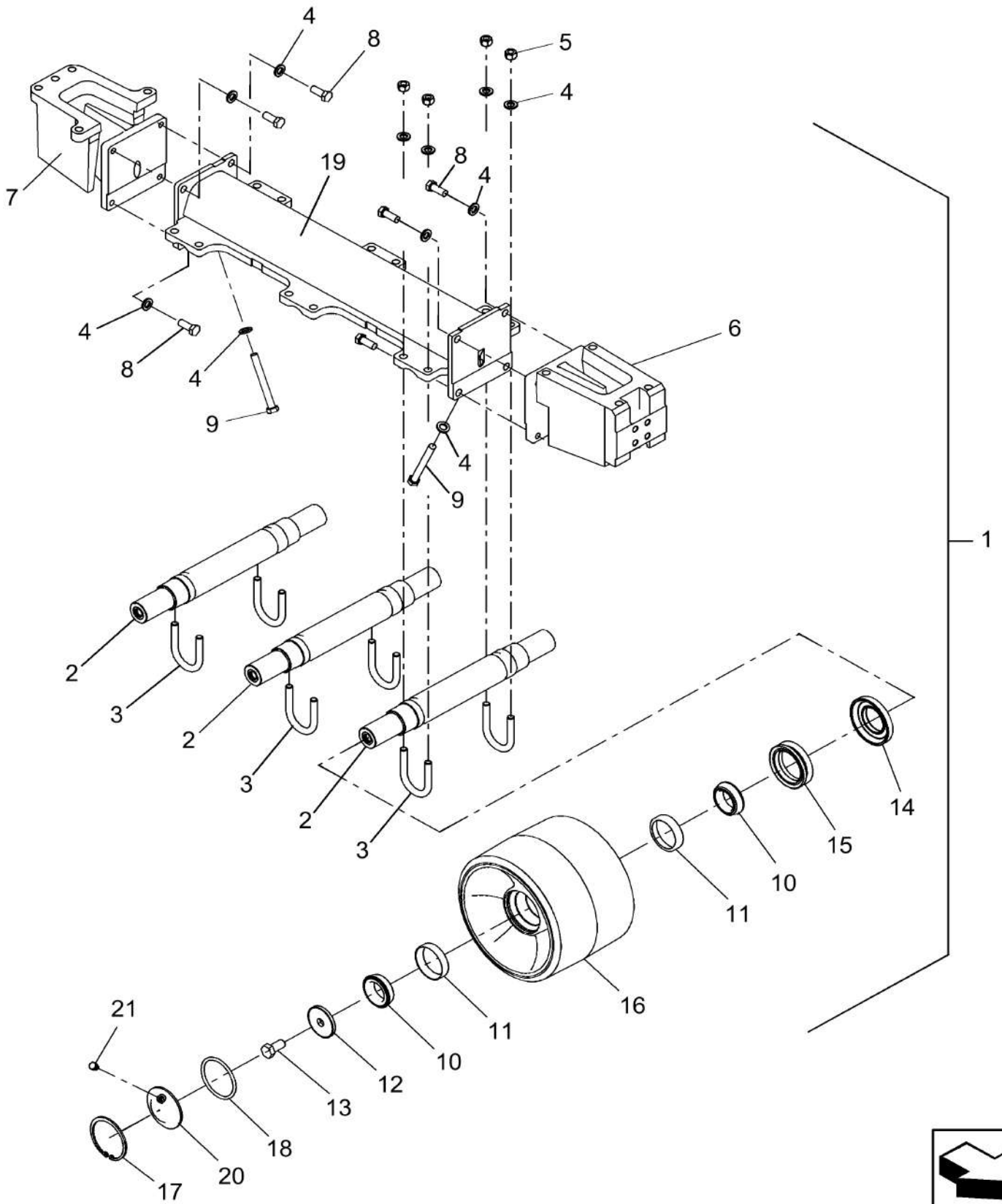
TRACK DRIVE - ROLLER BEAM - NA ONLY



TRACK DRIVE - ROLLER BEAM - NA ONLY

REF FN	PART NUMBER	YR/SN	QTY DESCRIPTION
1	87434548		2 BEAM ASSY. Roller; Incl Refs 2 Thru 21
2	87431253		6 ROLLER SHAFT
3	231765A1		12 U-BOLT M16 x 2 x 101.10mm, Class 8.8
4	896-11016		44 WASHER M17.5 x 30 x 4, HT
5	832-46416		24 NUT M16 x 2, CI 8
6	389763A1		2 SUSPENSION Mount, Front
7	389761A1		2 SUSPENSION Mount, Rear
8	627-16040		16 BOLT Hex, M16 x 2 x 40mm, CI 10.9, Full Thd
9	827-16140		4 BOLT Hex, M16 x 2 x 140mm, CI 10.9
10	A61447		24 ROLLER BEARING 55 mm ID x 25 mm
11	625743C1		24 BEARING CUP
12	87387720		12 RETAINER
13	87449801		12 BOLT Hex, M20 x 40mm, CI 10.9
14	87304018		12 CUP
15	87437009		12 SEAL
16	87438307		12 WHEEL ASSY
	84162383R		12 WHEEL ASSY 7230, 8230, BOTH COMBINE TIER 4 COMMON CAB (1/13-), REMAN FOR NEW P/N 87438307
	84162383C		WHEEL ASSY Return Number
	87309812		UAR WHEEL ASSY Roller
	84162383R		UAR WHEEL ASSY 7230, 8230, BOTH COMBINE TIER 4 COMMON CAB (1/13-), REMAN FOR NEW P/N 87309812
	84162383C		WHEEL ASSY Return Number
	87309812R		UAR REMAN-WHEEL ROLLER Remanufactured, For N.A. Only
	87309812C		UAR CORE-WHEEL ROLLER Return Number, For N.A. Only
			7230 8230 9230

TRACK DRIVE - ROLLER BEAM - NA ONLY



TRACK DRIVE - ROLLER BEAM - NA ONLY

REF FN	PART NUMBER	YR/SN	QTY DESCRIPTION
16	47487680R		12 REMAN-WHEEL IDLER 7230 Common Cab FS7BN4 T4(1/13), 8230 Common Cab FS8BN4, 9230 Common Cab FS9BN4 T4(1/13), Reman For New P/N'S 84162383, 87438307, 87309812
16	47487680C		CORE-WHEEL ROLLER Return Number
17	800-21110		12 SNAP RING M110, Int
18	86984140		12 O-RING 97mm ID x 6.99mm Width
19	408786A1		2 BEAM
20	87404689		12 CAP
21	246406A1		12 PLUG M12 x 1.5, ORB
			7230 8230 9230

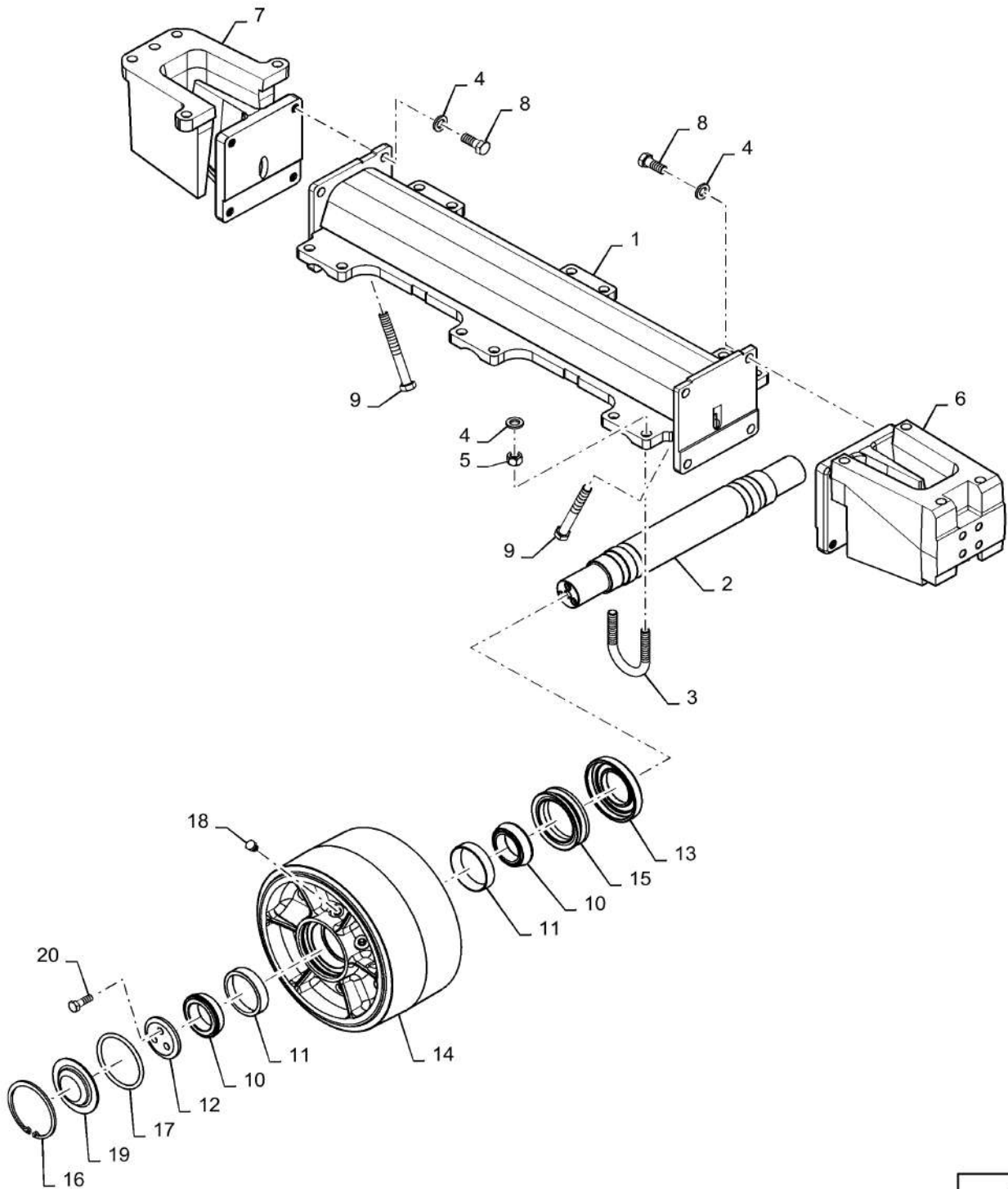
48.120.AT

01

p1

10/201
3

TRACK ASSY, ROLLER, 24IN



48.120.AT

01

p1

10/201
3**TRACK ASSY, ROLLER, 24IN**

REF FN	PART NUMBER	YR/SN	QTY DESCRIPTION
1	408786A1		1 BEAM Roller Wheel Mount
2	84292880		3 ROLLER SHAFT
3	231765A1		6 U-BOLT M16 x 2 x 101.10mm, Class 8.8 M16 Thread
4	896-11016		22 WASHER M17.5 x 30 x 4, HT
5	832-46416		12 NUT M16 x 2, CI 8
6	389763A1		1 SUSPENSION Front
7	389761A1		1 SUSPENSION Rear
8	627-16040		8 BOLT Hex, M16 x 2 x 40mm, CI 10.9, Full Thd
9	827-16140		2 BOLT Hex, M16 x 2 x 140mm, CI 10.9
10	A61447		12 ROLLER BEARING 55 mm ID x 25 mm
11	625743C1		12 BEARING CUP 90mm OD
12	84292879		6 RETAINER 3 Hole
13	87304018		6 CUP Seal
14	84593886		6 TRACK ROLLER
15	87437009		6 SEAL Roller
16	800-21110		6 SNAP RING M110, Int
17	86984140		6 O-RING 97mm ID x 6.99mm Width
18	246406A1		12 PLUG M12 x 1.5, ORB
19	84292905		6 CUP COVER
20	379753		18 BOLT Hex, M12 x 35mm, CI 10.9, Full Thd

7230 8230 9230

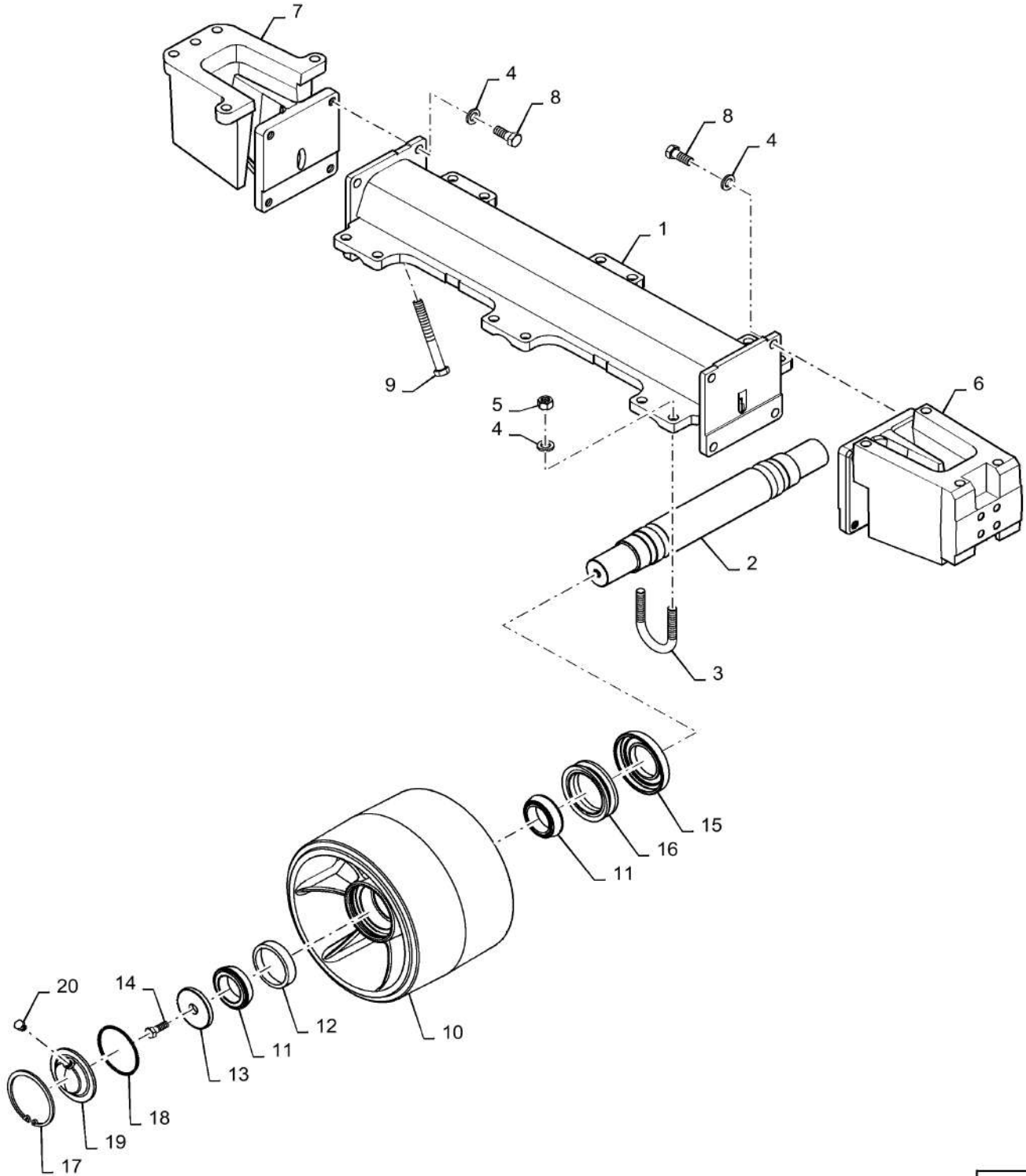
48.120.AT

02

p1

10/201
3

TRACK ASSY, ROLLER 30IN



48.120.AT

02

p1

10/201
3**TRACK ASSY, ROLLER 30IN**

REF FN	PART NUMBER	YR/SN	QTY DESCRIPTION
1	408786A1		1 BEAM Track Roller, 30 In
2	84222576		3 ROLLER SHAFT Wheel
3	231765A1		6 U-BOLT M16 x 2 x 101.10mm, Class 8.8
4	896-11016		22 WASHER M17.5 x 30 x 4, HT
5	832-46416		12 NUT M16 x 2, CI 8
6	389763A1		1 SUSPENSION Front
7	389761A1		1 SUSPENSION Rear
8	627-16040		8 BOLT Hex, M16 x 2 x 40mm, CI 10.9, Full Thd
9	827-16140		2 BOLT Hex, M16 x 2 x 140mm, CI 10.9
10	84162383		6 WHEEL ASSY Roller
11	A61447		12 ROLLER BEARING 55 mm ID x 25 mm
12	625743C1		12 BEARING CUP 2.165" ID
13	87387720		6 RETAINER Bearing
14	84303553		6 BOLT M20X 60mm
15	87304018		6 CUP Seal
16	84573722		6 SEAL Oil, Roller
17	301652		6 SNAP RING M110, Int
18	86984140		6 O-RING 97mm ID x 6.99mm Width
19	87404689		6 CAP Dust
20	246406A1		6 PLUG M12 x 1.5, ORB

7230 8230 9230

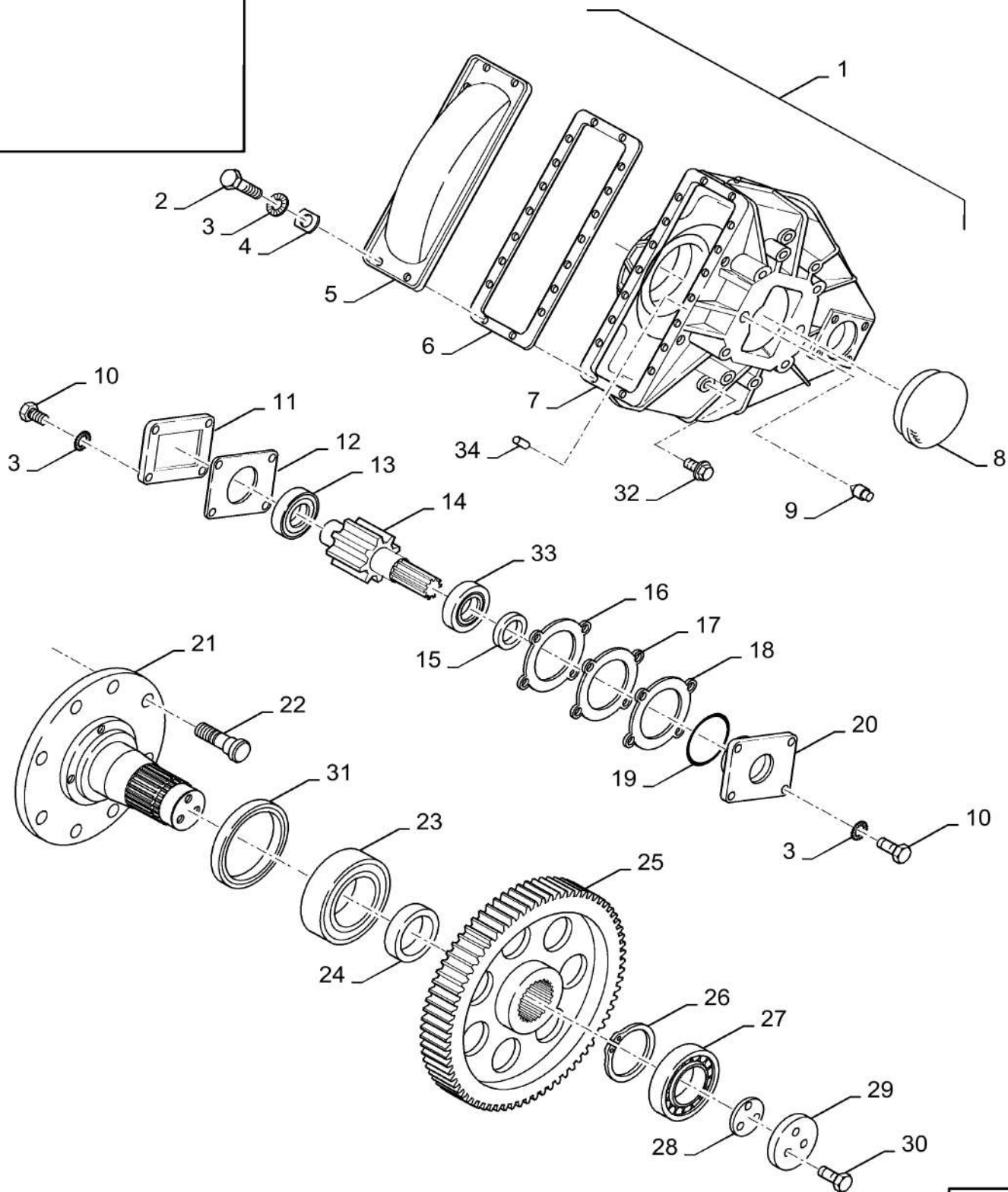
48.130.AJ

01

p1

10/201
3

TRACK DRIVE, FINAL - NA ONLY



48.130.AJ

01

p1

10/201
3**TRACK DRIVE, FINAL - NA ONLY**

REF FN	PART NUMBER	YR/SN	QTY DESCRIPTION
1	84261236		1 HOUSING Final Drive
	84514129R		1 REMAN-TRANSMISSION 7230, 8230, 9230, All TIER 4 COMMON CAB (1/13-), Reman for New PN 84261236
	84514129C		CORE-TRANSMISSION Return Number
2	120052		18 HEX SOC SCREW Hex Soc Hd, M10 x 25, 8.8
3	86978768		2 DOWEL M12 x 30
4	86500888		1 BEARING ASSY
5	84129520		1 COVER
6	NS		1 NOT SERVICED Replace W/Liquid Gasket
7	87734567		1 HOUSING
8	613201		1 COVER
9	626826		1 PIN
10	43140		8 BOLT Hex, M10 x 30mm, Cl 8.8, Full Thd
11	613212		1 BEARING COVER
12	410920		1 SEAL
13	86975647		1 TAPERED ROLLER BEARING
14	87734565		1 GEAR
15	86623595		1 RUBBER SEAL
16	382948		AR SHIM 0.05mm Thk
17	382949		AR SHIM 0.2mm Thk
18	382950		AR SHIM 0.5mm Thk
19	913107		1 O-RING 3.109" ID x 3.387" OD x 0.139"
20	87736696		1 COVER Flange
21	87649847		1 AXLE
22	87367550		10 FLANGE BOLT Hex, M22 x 1.5 x 95mm, Cl 12.9 Use With Spacer 84394484
	84394484		10 SPACER Used With 87367550 Stud (Not Shown)
23	86975648		1 BEARING ASSY
			7230 8230 9230

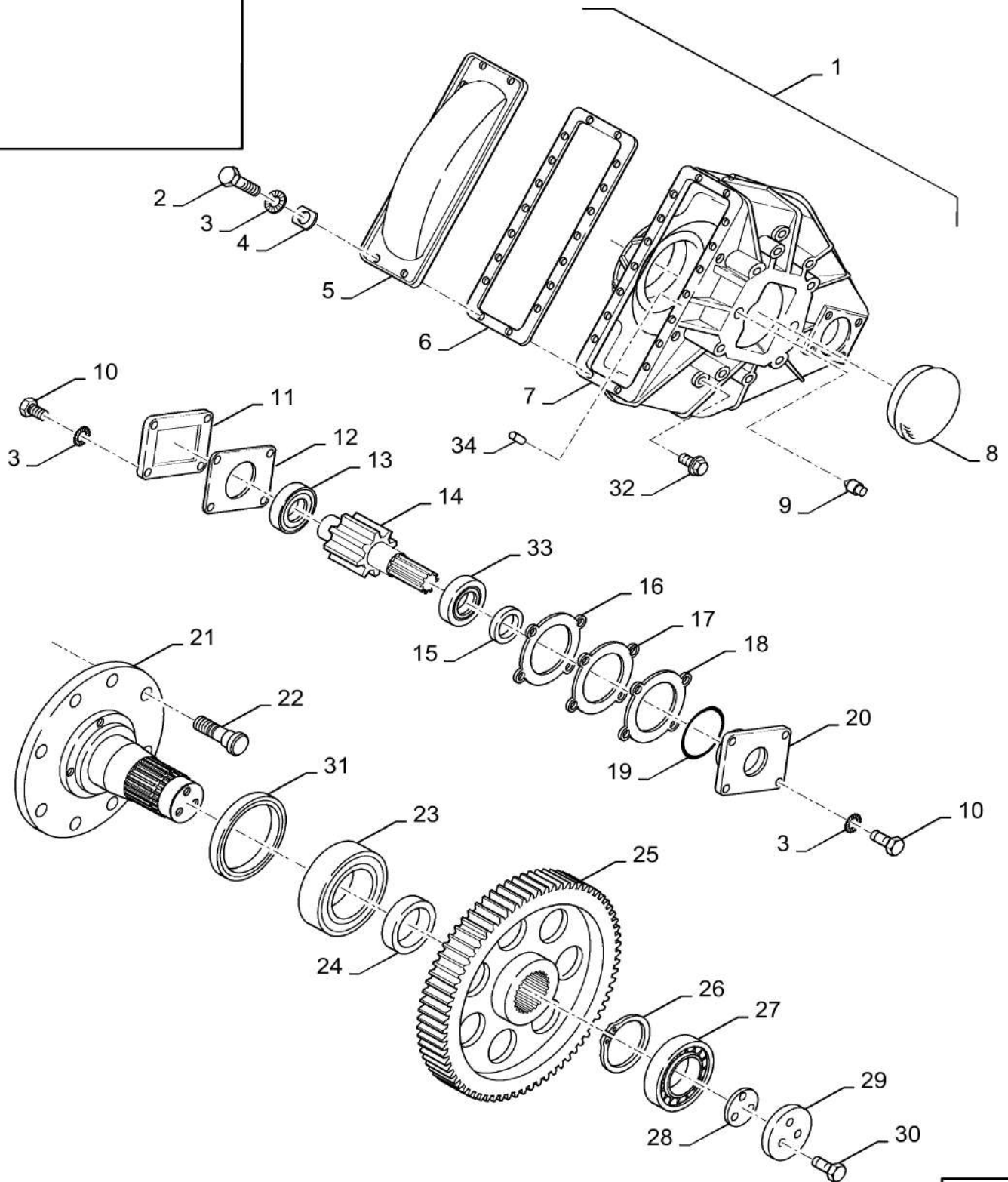
48.130.AJ

01

p2

10/201
3

TRACK DRIVE, FINAL - NA ONLY



TRACK DRIVE, FINAL - NA ONLY

REF FN	PART NUMBER	YR/SN	QTY DESCRIPTION
24	84814999		1 SPACER
25	87734566		1 GEAR
26	613200		1 SPACER
27	86975646		1 TAPERED ROLLER BEARING
28	395393		1 SHIM 0.5mm Thk
28	395392		1 SHIM 0.2mm Thk
28	395391		1 SHIM 0.05mm Thk
29	382503		1 WASHER
30	87036180		3 BOLT Hex, M16 x 35mm, CI 10.9, Full Thd
31	9509555		1 SEAL KIT Seal Kit, Mud Version (Used With 9818670)
31	9818670		1 RING Ring, Seal, Mud Version (Used With 9509555)
32	412413		4 PLUG
33	86500888		1 BEARING ASSY
			7230 8230 9230

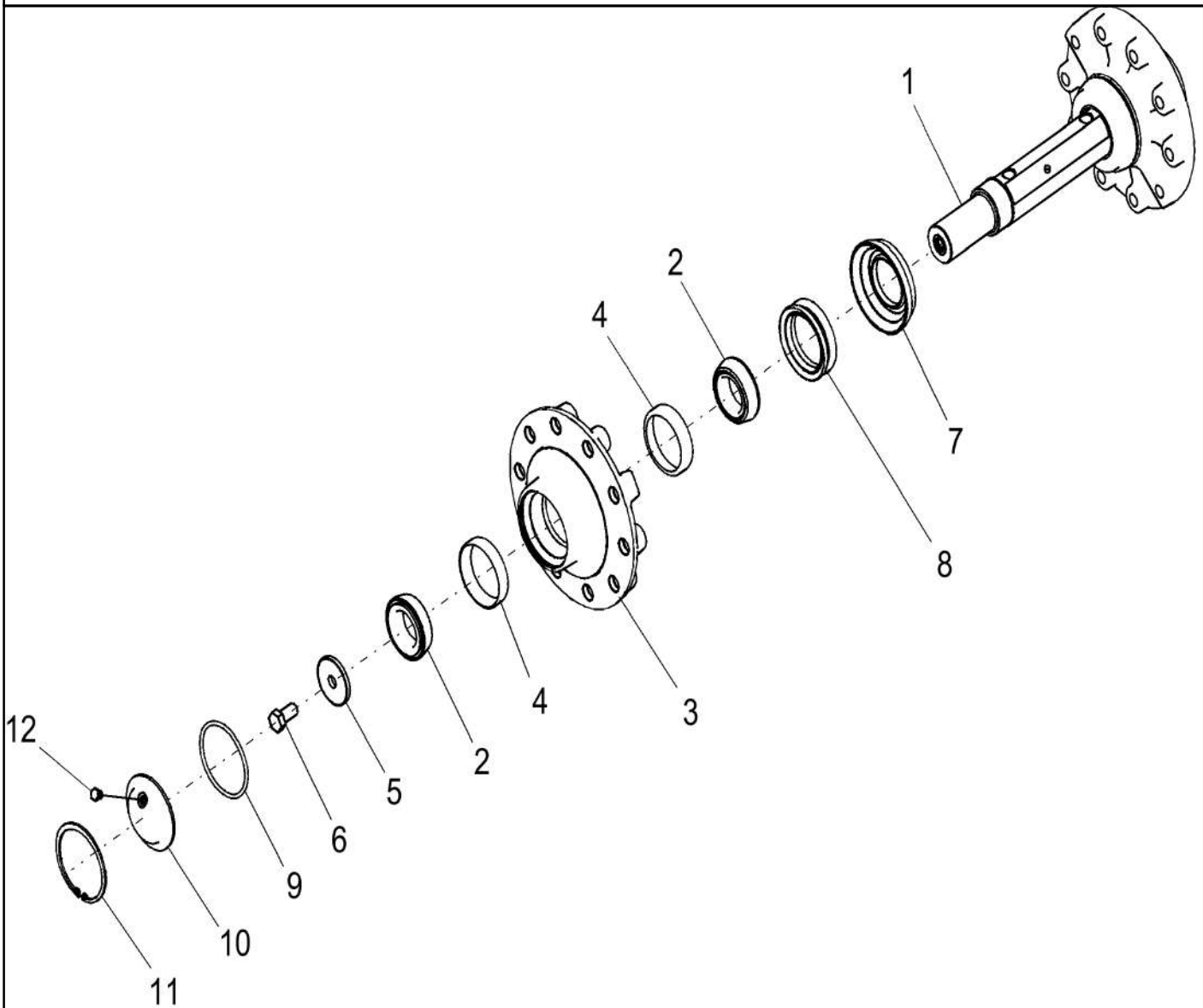
48.130.AJ

02

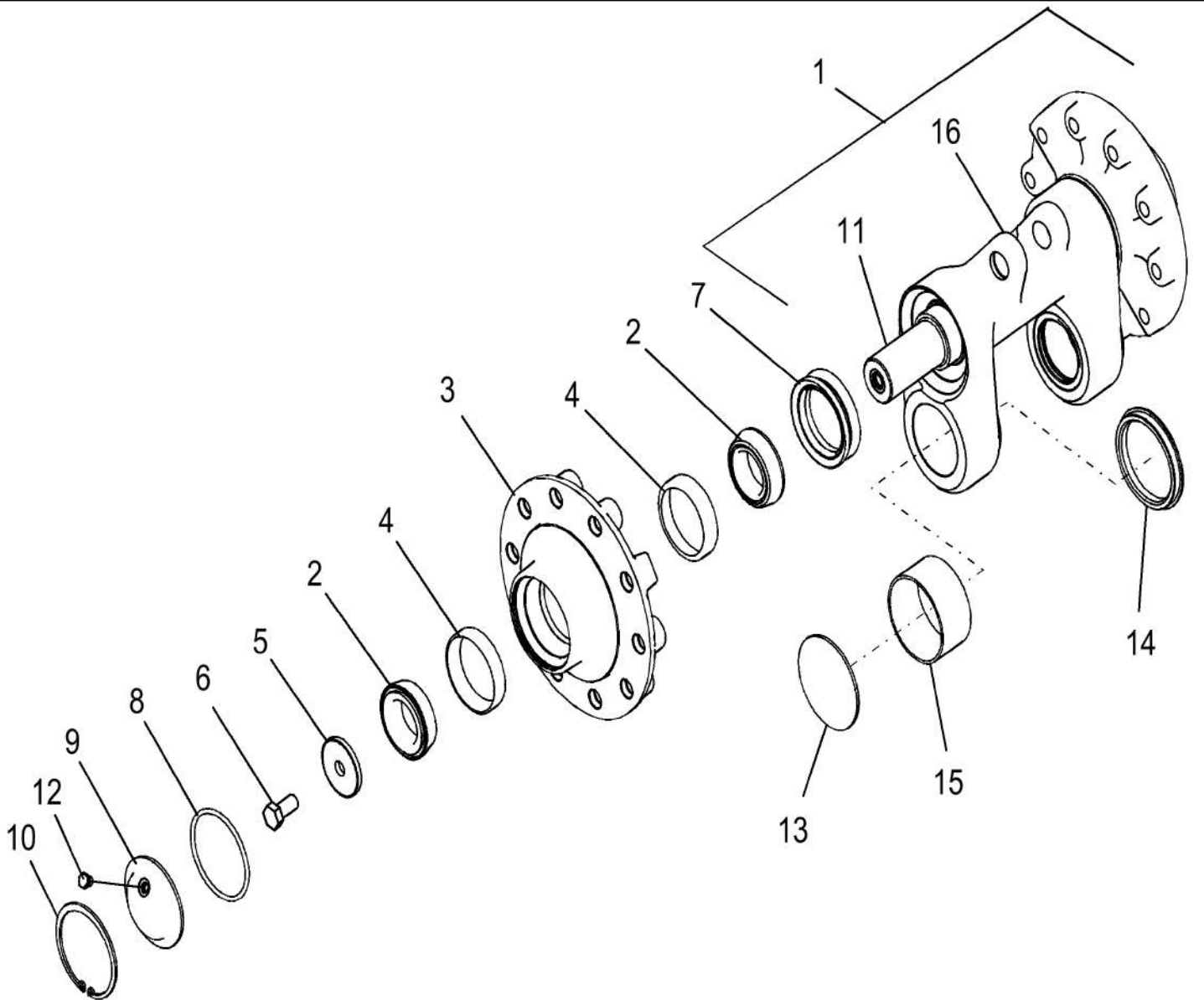
p1

10/201
3

TRACK DRIVE - REAR IDLER WHEELS AXLE - NA ONLY



TRACK DRIVE - FRONT IDLER WHEELS AXLE - NA ONLY



48.130.AJ

03

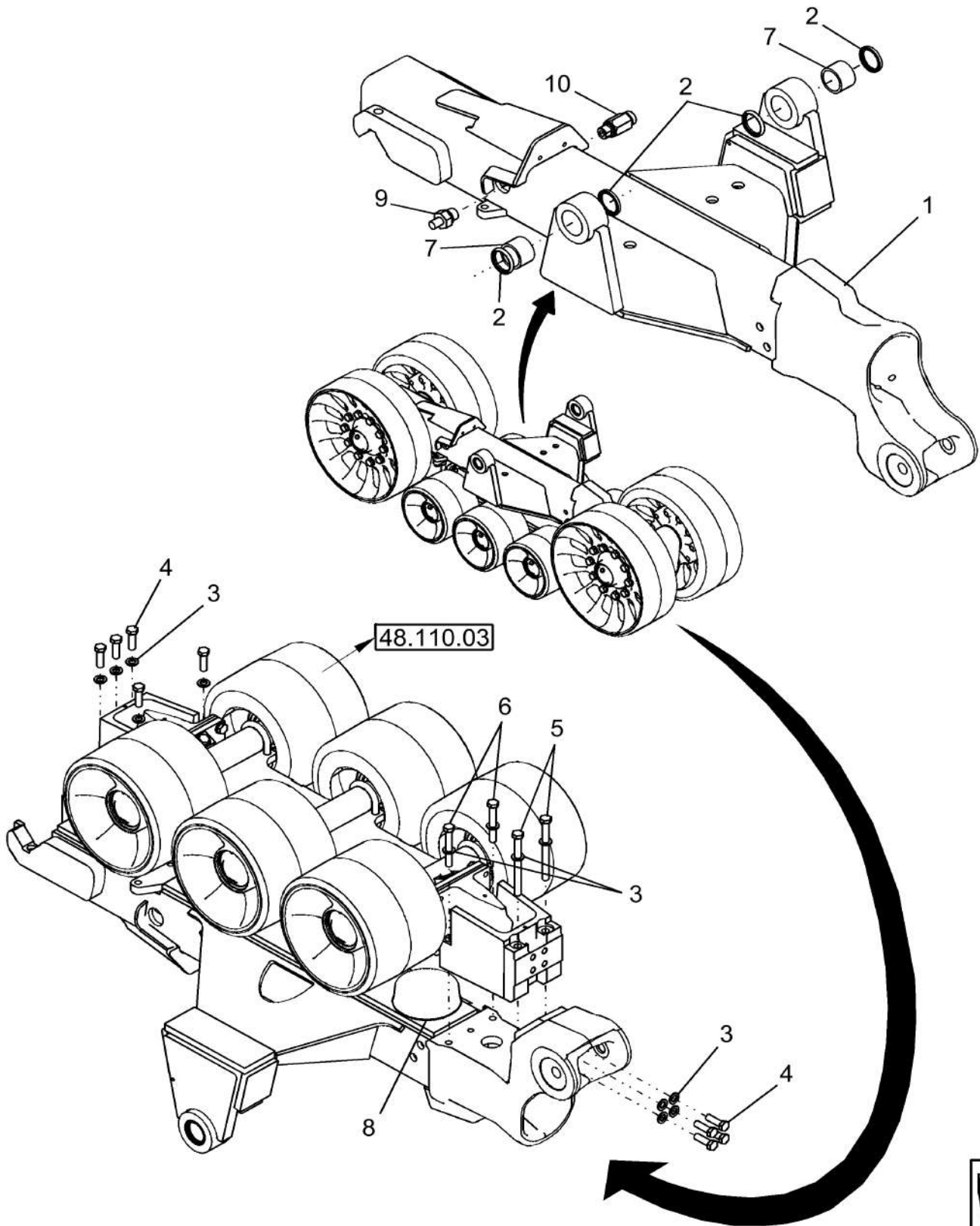
p1

10/201
3**TRACK DRIVE - FRONT IDLER WHEELS AXLE - NA ONLY**

REF FN	PART NUMBER	YR/SN	QTY DESCRIPTION
1	87681164		1 PIVOT Incl Refs 11, 13 Thru 16
2	371884A1		4 BEARING ASSY 63.5 mm ID x 30.162 mm
3	87416606		2 HUB
4	371878A1		4 BEARING CUP
5	87387720		2 RETAINER
6	87449801		2 BOLT Hex, M20 x 40mm, CI 10.9
7	87437010		2 SEAL
8	238-5426		2 O-RING -426, 70 Duro, 4.600" ID x .275" Thk
9	87408174		2 CAP
10	370014		2 SNAP RING M130, Int
11	NSS		1 NOT SERVICED SEPARATELY Shaft, Idler
12	246406A1		2 PLUG M12 x 1.5, ORB
13	87416602		2 COVER
14	87451047		2 SEAL
15	87324810		2 BEARING LINER 89.26 mm ID x 95.38 mm OD x 48 mm
16	NSS		1 NOT SERVICED SEPARATELY Pivot, Front Idler

7230 8230 9230

TRACK DRIVE - UNDERCARRIAGE - NA ONLY



TRACK DRIVE - UNDERCARRIAGE - NA ONLY

REF FN	PART NUMBER	YR/SN	QTY DESCRIPTION
1	87748448		1 MOUNTING PARTS Undercarriage; R.H.
1	87748449		1 MOUNTING PARTS Undercarriage; L.H.
2	87423203		8 SEAL
3	896-11016		26 WASHER M17.5 x 30 x 4, HT
4	627-16050		18 BOLT Hex, M16 x 2 x 50mm, CI 10.9, Full Thd
5	827-16180		4 BOLT Hex, M16 x 2 x 180mm, CI 10.9
6	827-16110		4 BOLT Hex, M16 x 2 x 110mm, CI 10.9
7	87423204		4 BEARING LINER 57.354 mm ID x 69.965 mm OD x 47 mm
8	87669420		4 STOP DEVICE
9	325647A2		2 COUPLING
10	87735260		2 CHECK VALVE 13/16"-16, OR x M18 x 1.5 OR

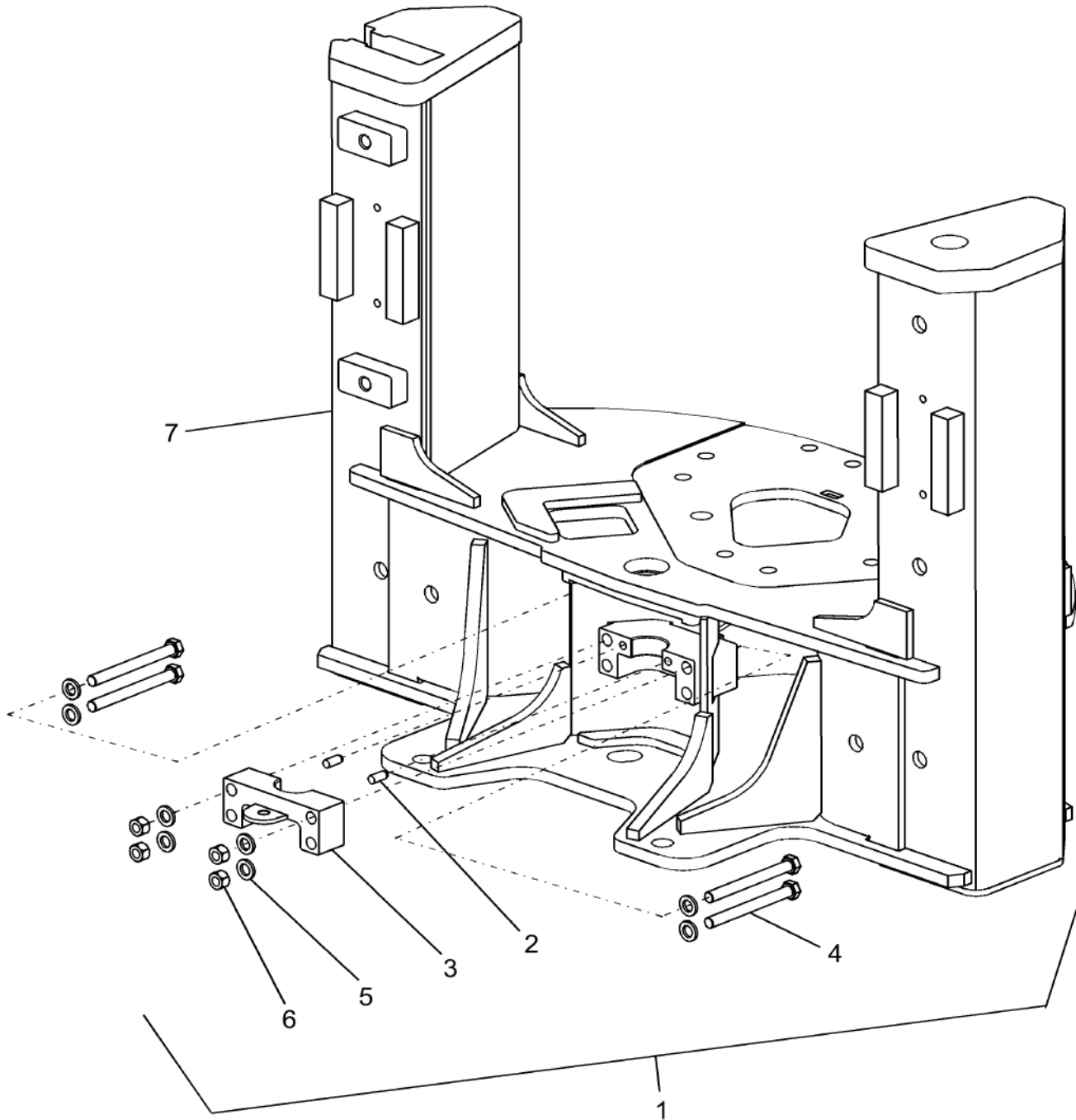
7230 8230 9230

48.130.AX

p1

10/201
3

TRACK DRIVE - YOKE FRAME - NA ONLY



TRACK DRIVE - YOKE FRAME - NA ONLY

REF FN	PART NUMBER	YR/SN	QTY DESCRIPTION
1	87471510		1 FRAME ASSY Yoke, L.H.; Incl Refs 2 Through 7
1	87471530		1 FRAME ASSY Yoke, R.H.; Incl Refs 2 Through 7
2	86978768		2 DOWEL M12 x 30
3	87471492		1 SUPPORT ASSY.
4	87341864		4 BOLT
5	87529306		8 WASHER 17.50mm ID x 30mm OD x 4mm, HDN, DOR
6	86981470		4 NUT M16, CL 10 DOR
7	NSS		1 NOT SERVICED SEPARATELY Yoke Frame, L.H.
7	NSS		1 NOT SERVICED SEPARATELY Yoke Frame, R.H.
			7230 8230 9230

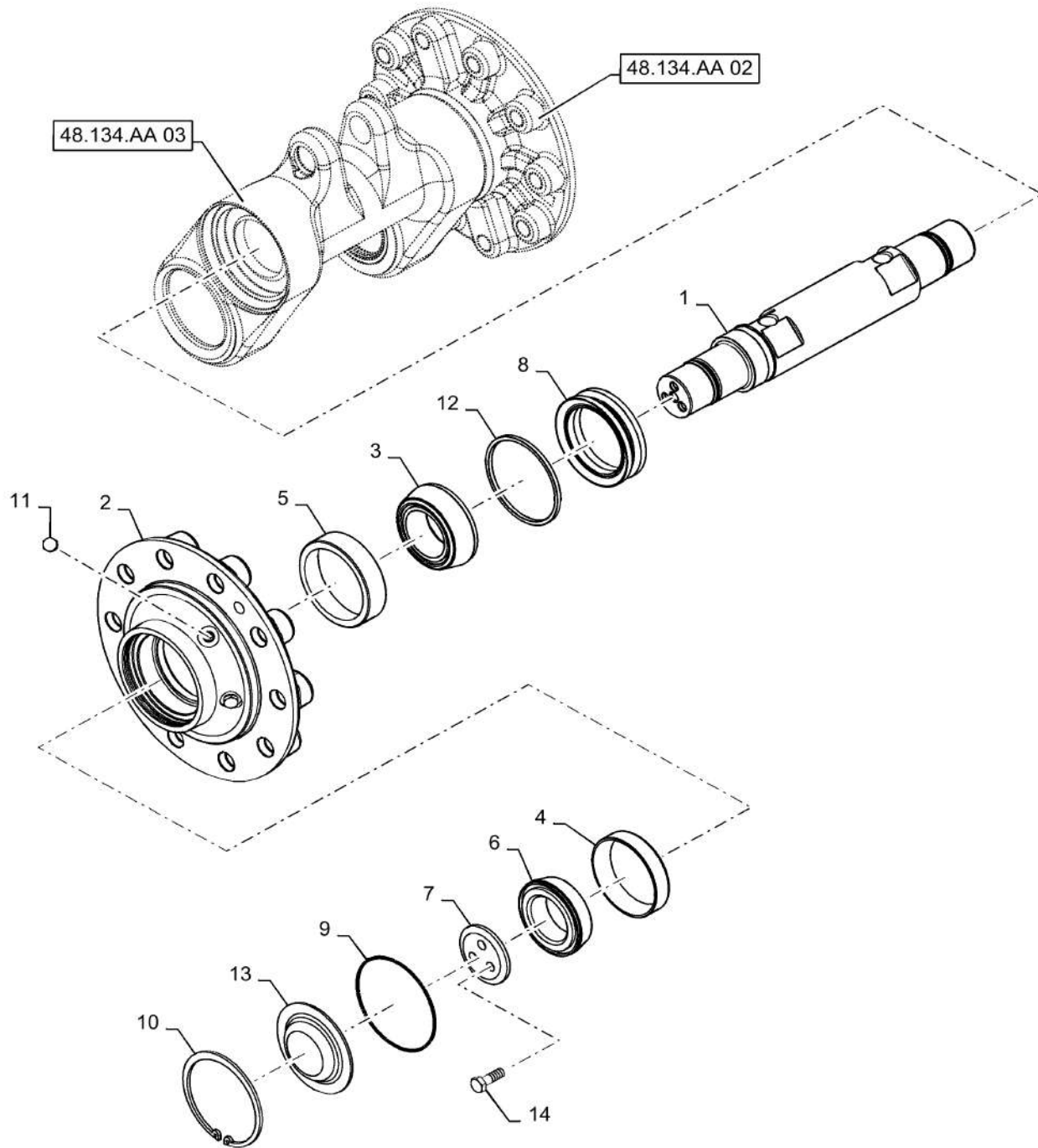
48.134.AA

01

p1

10/201
3

TRACK ASSY, IDLER, FRONT 24IN



48.134.AA

01

p1

10/201
3**TRACK ASSY, IDLER, FRONT 24IN**

REF FN	PART NUMBER	YR/SN	QTY DESCRIPTION
1	NS		1 NOT SERVICED Pivot, Front, See Page 48.134.AA (03)
2	84353943		2 HUB Front Idler
3	87750406		2 BEARING CONE 66.675mm ID
4	87750407		2 BEARING CUP 122.238mm OD
5	371878A1		2 BEARING CUP 112.712mm OD
6	371884A1		2 BEARING ASSY 63.5 mm ID x 30.162 mm
7	84292879		2 RETAINER 3 Hole
8	87437010		2 SEAL Idler
9	238-5426		2 O-RING -426, 70 Duro, 4.600" ID x .275" Thk
10	800-21130		2 SNAP RING M130, Int
11	246406A1		4 PLUG M12 x 1.5, ORB
12	84358179		2 SPACER 125mm OD X 114.5mm ID X 6mm
13	84292904		2 CUP COVER
14	379753		6 BOLT Hex, M12 x 35mm, Cl 10.9, Full Thd

7230 8230 9230

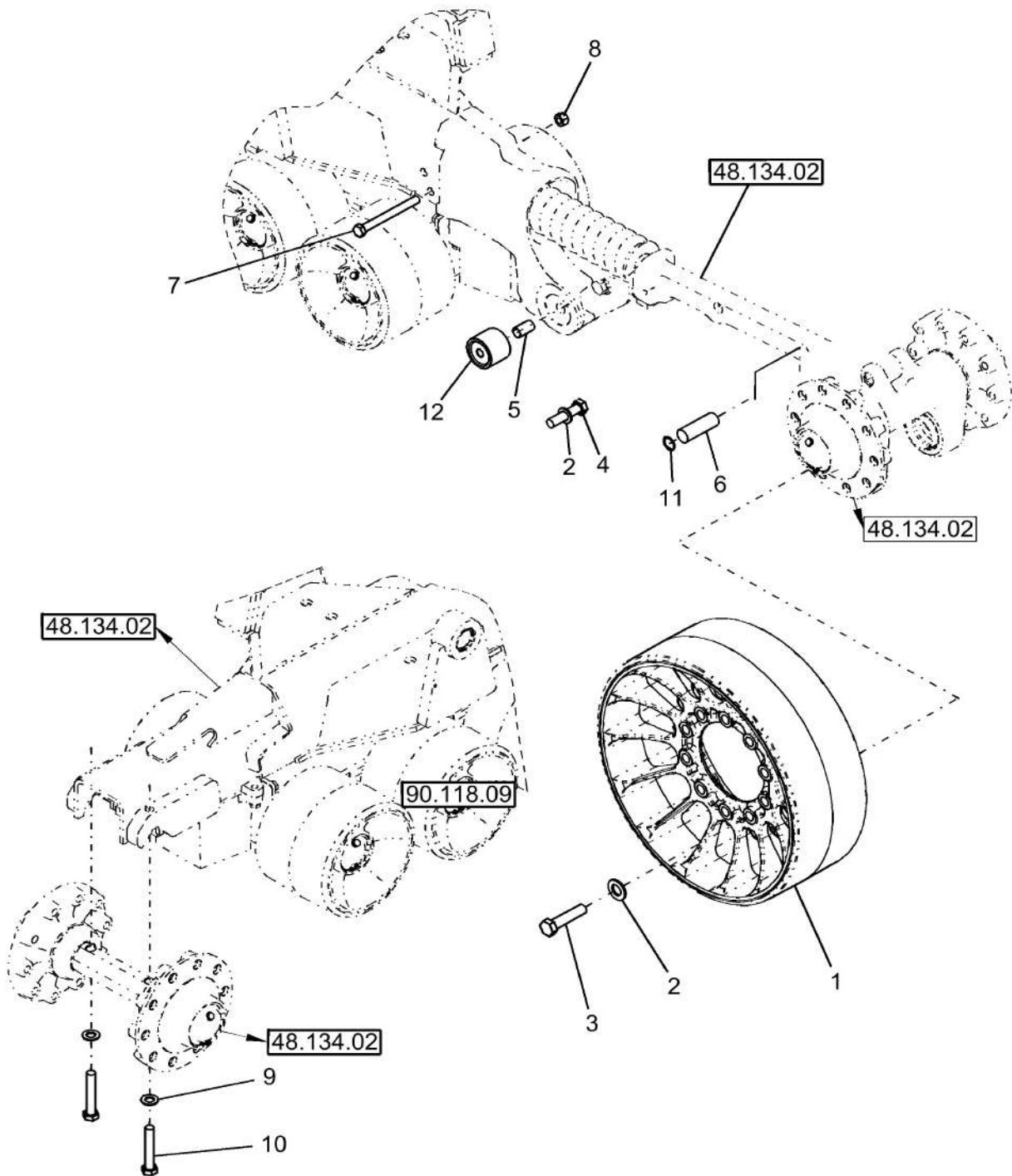
48.134.AA

01

p1

10/201
3

TRACK DRIVE - IDLER WHEELS - NA ONLY



48.134.AA

01

p1

10/201
3**TRACK DRIVE - IDLER WHEELS - NA ONLY**

REF FN	PART NUMBER	YR/SN	QTY DESCRIPTION
1	87441100		8 WHEEL ASSY
	87441100R		UAR REMAN-WHEEL IDLER REMANUFACTURED IDLER HUBBED WHEEL ASSY. - NA Only
	87441100C		UAR CORE-WHEEL IDLER Return Number, IDLER HUBBED WHEEL ASSY. - NA Only
2	896-11024		84 WASHER M24 x 44.5 x 5, HT
3	827-24080		80 BOLT Hex, M24 x 3 x 80mm, CI 10.9
4	827-24100		4 BOLT Hex, M24 x 3 x 100mm, CI 10.9
5	87585083		2 SPACER
6	329647A1		2 PIN
7	827-20200		2 BOLT Hex, M20 x 2.5 x 200mm, CI 10.9
8	832-46420		2 NUT M20 x 2.5, CI 8
9	896-11022		4 WASHER M22 x 44 x 4, HT
10	827-22140		4 BOLT Hex, M22 x 2.5 x 140mm, CI 10.9
11	87038806		4 SNAP RING M38, Int
12	87324220		4 IDLE SHAFT
			7230 8230 9230

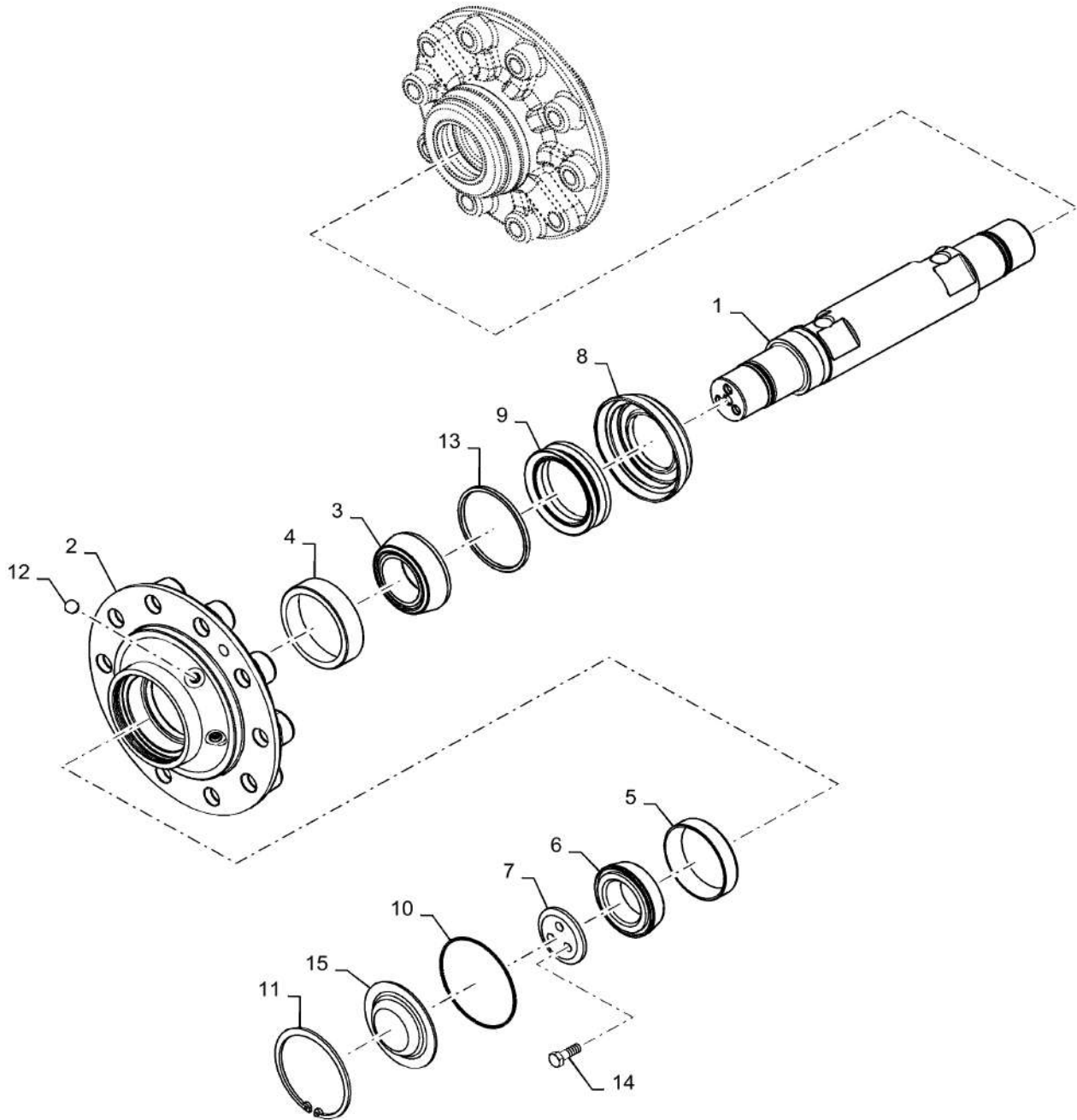
48.134.AA

02

p1

10/201
3

TRACK ASSY, IDLER, REAR 24IN



48.134.AA

02

p1

10/201
3**TRACK ASSY, IDLER, REAR 24IN**

REF FN	PART NUMBER	YR/SN	QTY DESCRIPTION
1	84292877		1 SHAFT Rear
2	84353943		2 HUB Rear Idler
3	87750406		2 BEARING CONE 66.675mm ID
4	87750407		2 BEARING CUP 122mm OD
5	371878A1		2 BEARING CUP 112mm OD
6	371884A1		2 BEARING ASSY 63.5 mm ID x 30.162 mm
7	84292879		2 RETAINER 3 Hole
8	84223192		2 CUP Seal
9	87437010		2 SEAL Idler
10	238-5426		2 O-RING -426, 70 Duro, 4.600" ID x .275" Thk
11	800-21130		2 SNAP RING M130, Int
12	246406A1		4 PLUG M12 x 1.5, ORB
13	84358179		2 SPACER 125mm OD X 115mm ID X 6mm
14	379753		6 BOLT Hex, M12 x 35mm, CI 10.9, Full Thd
15	84292904		2 CUP COVER
			7230 8230 9230

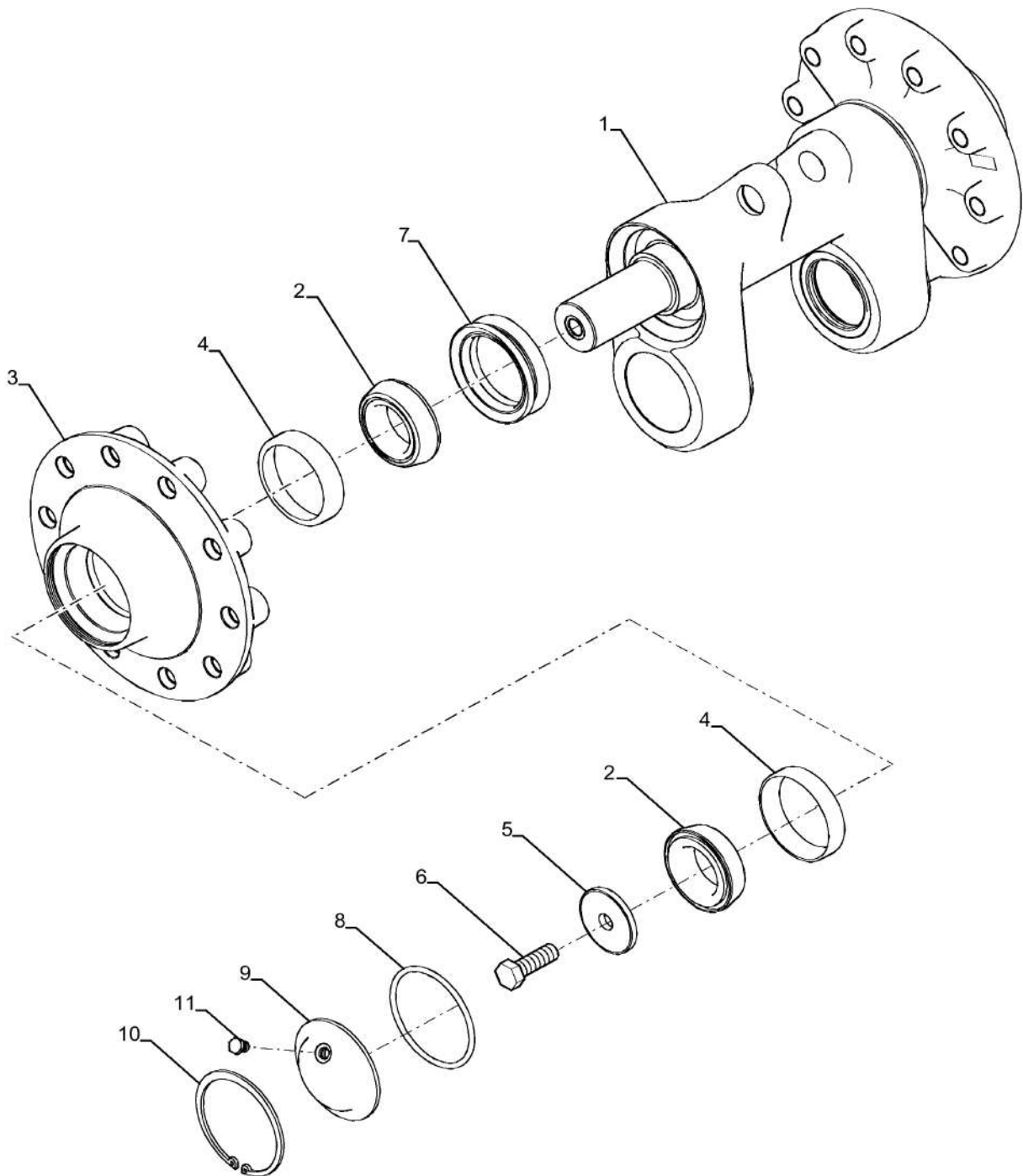
48.134.AA

02

p1

10/201
3

AXLE ASSEMBLY FRONT IDLER



48.134.AA

02

p1

10/201
3**AXLE ASSEMBLY FRONT IDLER**

REF FN	PART NUMBER	YR/SN	QTY DESCRIPTION
1	84297322		1 PIVOT
2	371884A1		4 BEARING ASSY 63.5 mm ID x 30.162 mm TM39585
3	84234874		2 HUB
4	371878A1		4 BEARING CUP TM39520
5	87387720		2 RETAINER
6	84303553		2 BOLT M20x60 CLN Lubed
7	87437010		2 SEAL Idler
8	238-5426		2 O-RING -426, 70 Duro, 4.600" ID x .275" Thk
9	87408174		2 CAP Idler Hub
10	800-21130		2 SNAP RING M130, Int
11	246406A1		2 PLUG M12 x 1.5, ORB

7230 8230 9230

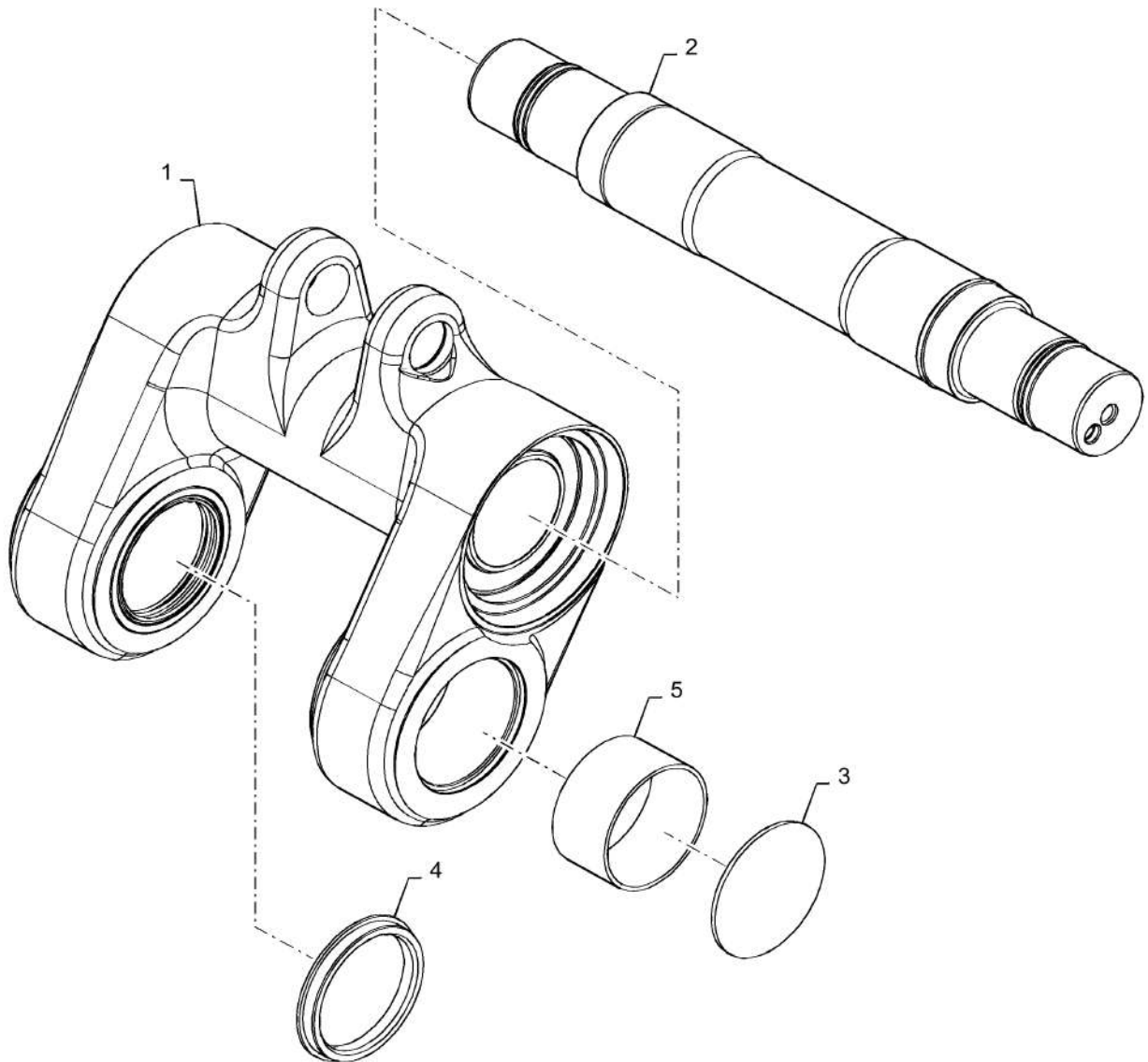
48.134.AA

03

p1

10/201
3

TRACK ASSY, FRONT, PIVOT



48.134.AA

03

p1

10/201
3

TRACK ASSY, FRONT, PIVOT

REF FN	PART NUMBER	YR/SN	QTY DESCRIPTION
1	87308047		1 PIVOT Front Track Idler
2	84292898		1 SHAFT Idler
3	87416602		2 COVER Dust
4	87451047		2 SEAL Idler Mount
5	87324810		2 BEARING LINER 89.26 mm ID x 95.38 mm OD x 48 mm Idler Pivot

7230 8230 9230

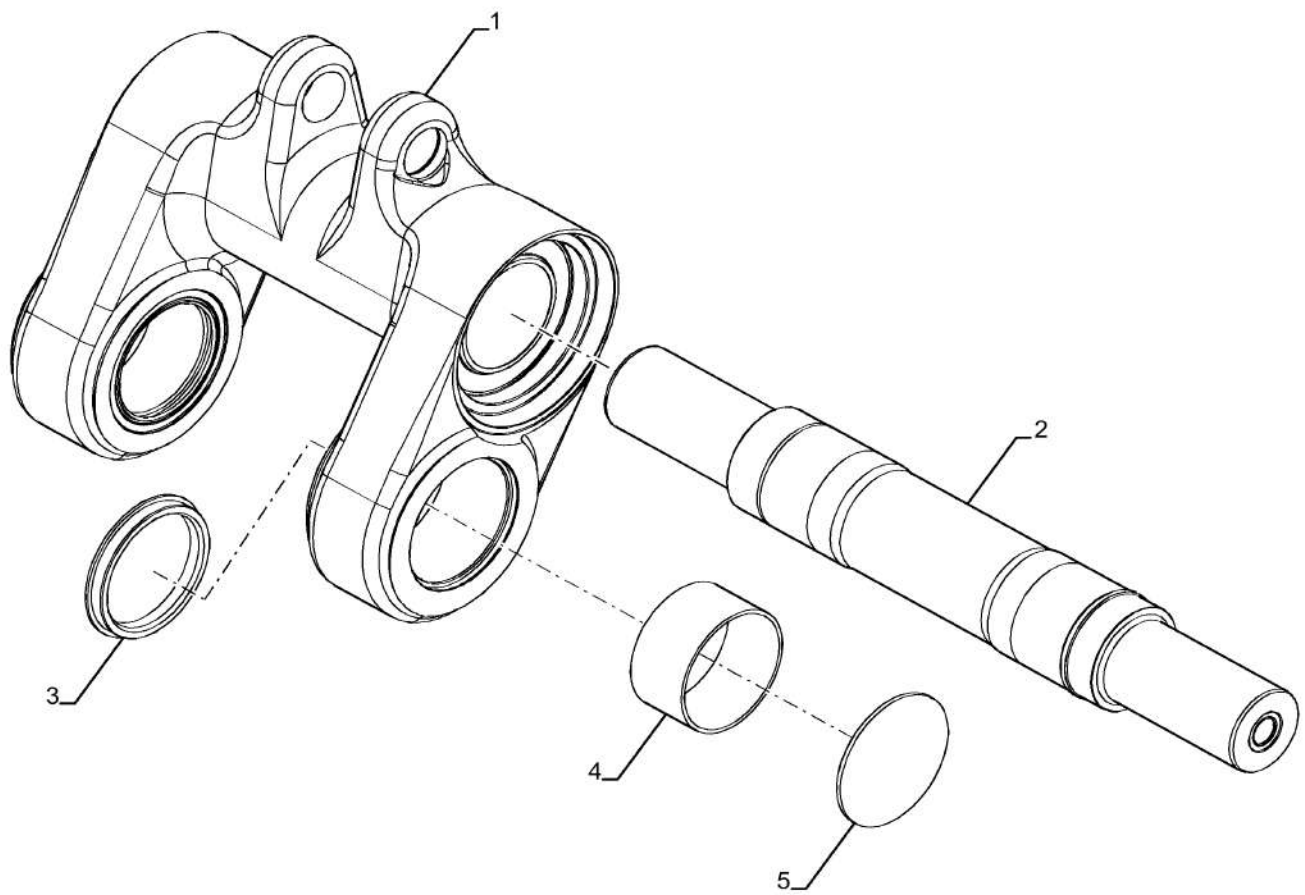
48.134.AA

03

p1

10/201
3

PIVOT ASSEMBLY FRONT AXLE



48.134.AA

03

p1

10/201
3

PIVOT ASSEMBLY FRONT AXLE

REF FN	PART NUMBER	YR/SN	QTY DESCRIPTION
1	87308047		1 PIVOT Front Idler
2	NS		1 NOT SERVICED
3	87451047		2 SEAL Mount Assy
4	87324810		2 BEARING LINER 89.26 mm ID x 95.38 mm OD x 48 mm Idler Pivot
6	87416602		2 COVER Cap Plug

7230 8230 9230

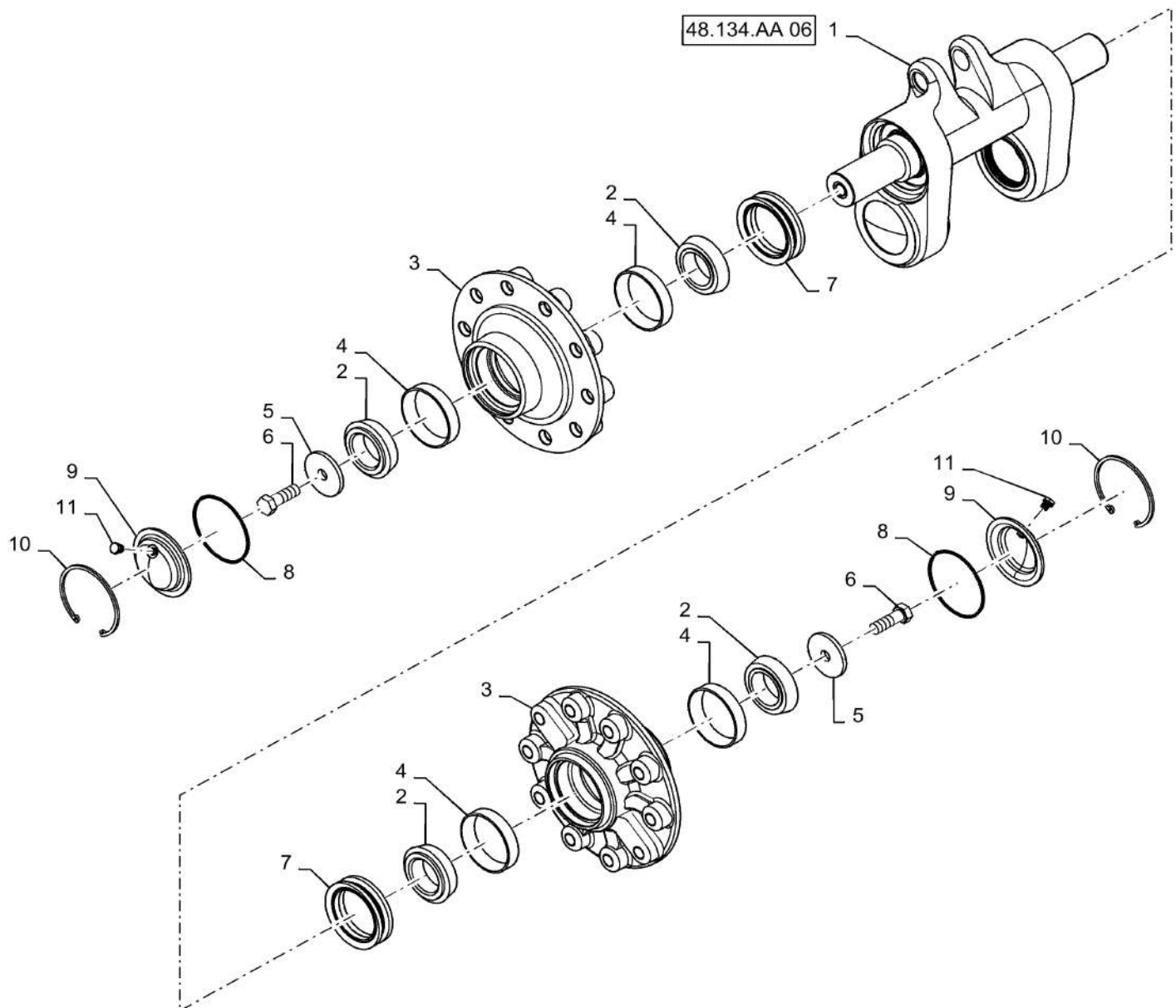
48.134.AA

04

p1

10/201
3

TRACK ASSY, IDLER, FRONT 30IN



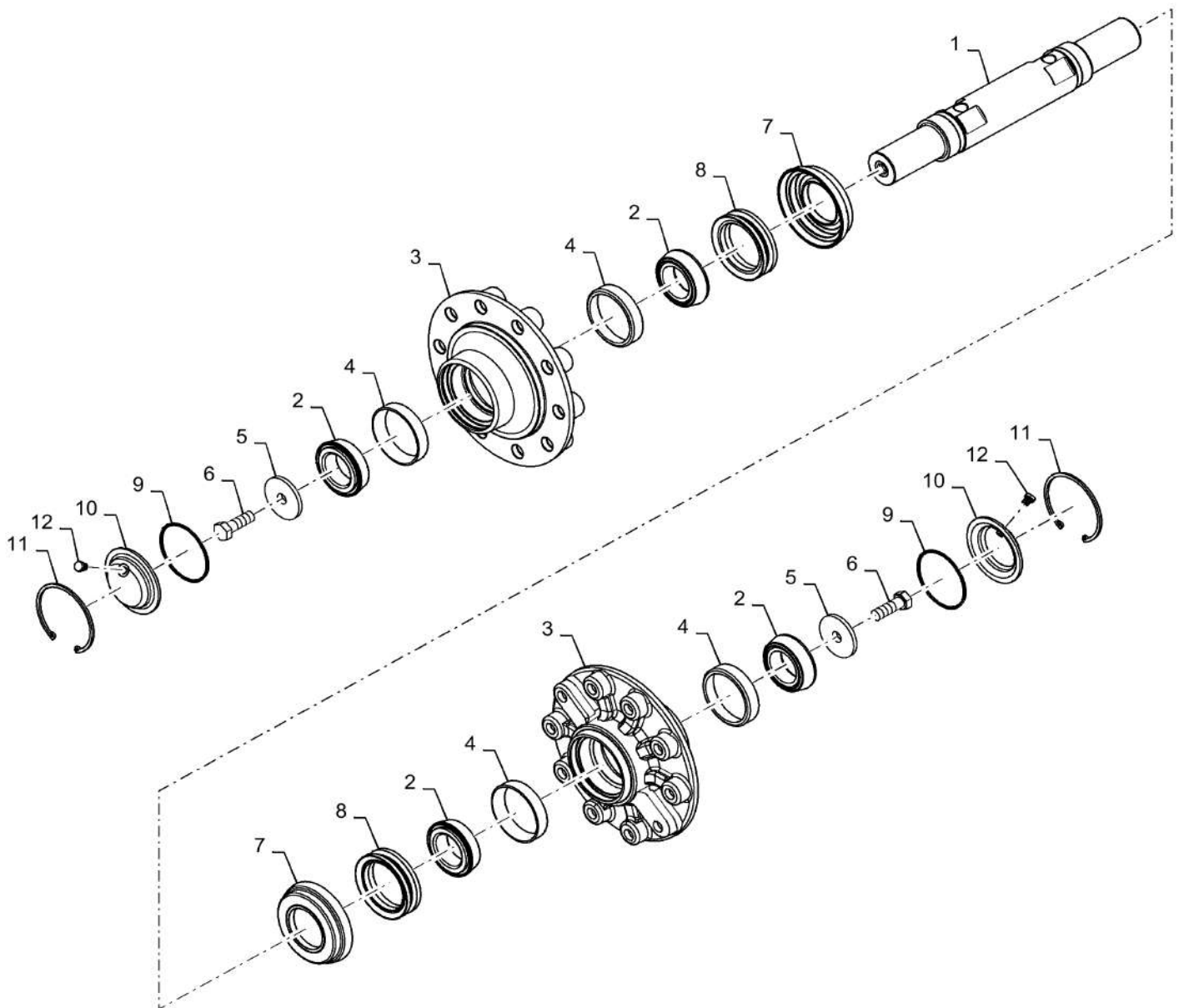
48.134.AA

05

p1

10/201
3

TRACK ASSY, IDLER, REAR 30 IN



48.134.AA

05

p1

10/201
3**TRACK ASSY, IDLER, REAR 30 IN**

REF FN	PART NUMBER	YR/SN	QTY DESCRIPTION
1	84167370		1 IDLE SHAFT Rear
2	371884A1		4 BEARING ASSY 63.5 mm ID x 30.162 mm
3	84234874		2 HUB Idler
4	371878A1		4 BEARING CUP 112mm OD
5	87387720		2 RETAINER Bearing
6	84303553		2 BOLT M20 X 60mm
7	87304016		2 CUP Seal
8	84573723		2 SEAL Idler
9	238-5426		2 O-RING -426, 70 Duro, 4.600" ID x .275" Thk
10	87408174		2 CAP Dust
11	370014		2 SNAP RING M130, Int
12	246406A1		2 PLUG M12 x 1.5, ORB

7230 8230 9230

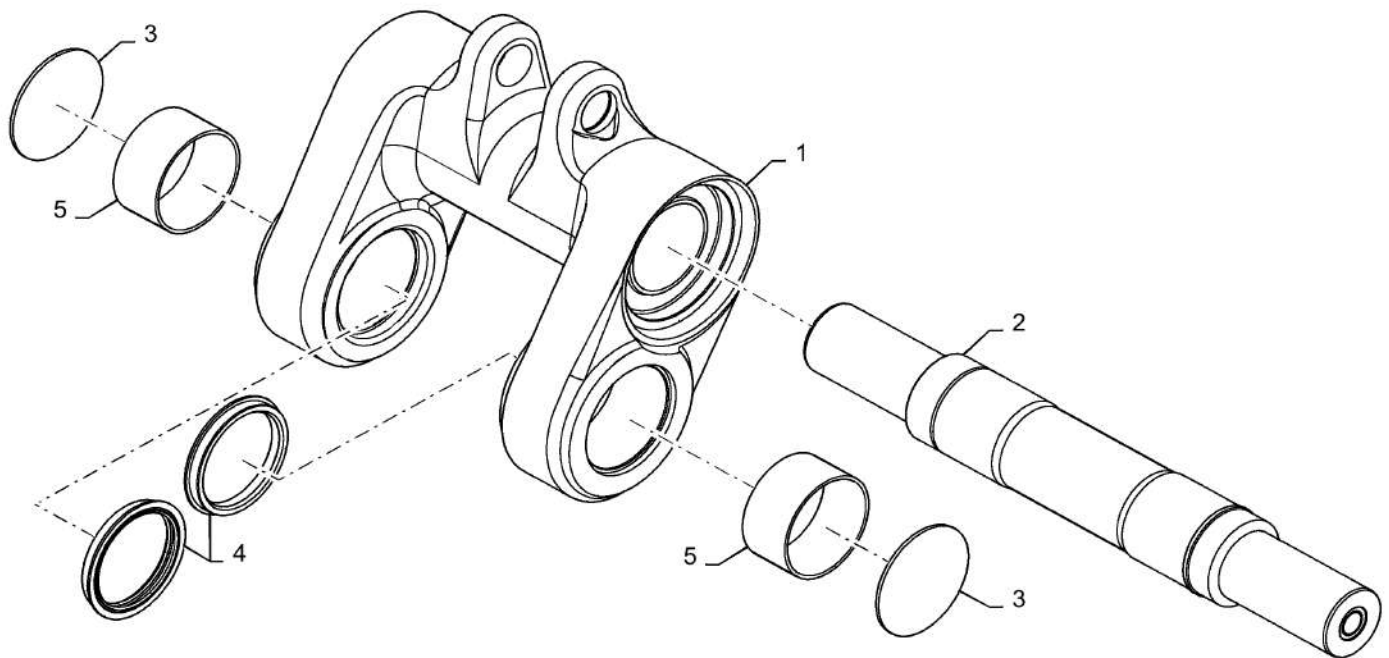
48.134.AA

06

p1

10/201
3

TRACK ASSY, FRONT, PIVOT 30IN



48.134.AA

06

p1

10/201
3

TRACK ASSY, FRONT, PIVOT 30IN

REF FN	PART NUMBER	YR/SN	QTY DESCRIPTION
1	87308047		1 PIVOT Front Idler
2	84167369		1 SHAFT Front Idler
3	87416602		2 COVER Cap Plug
4	87451047		2 SEAL Mount
5	87324810		2 BEARING LINER 89.26 mm ID x 95.38 mm OD x 48 mm

7230 8230 9230

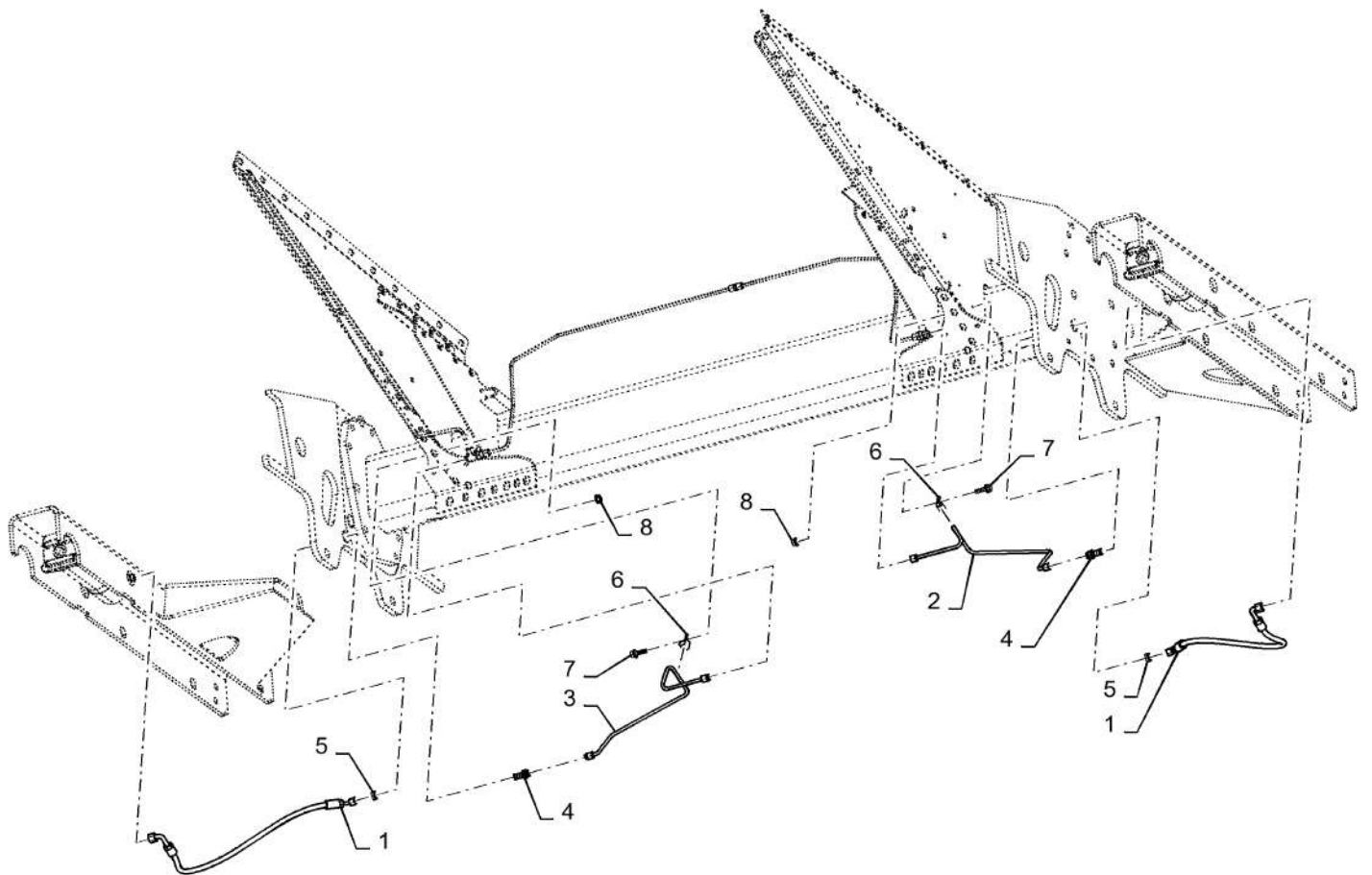
48.134.AJ

01

p1

10/201
3

TRACK TENSIONING HYDRAULIC PLUMBING -NA ONLY



48.134.AJ

01

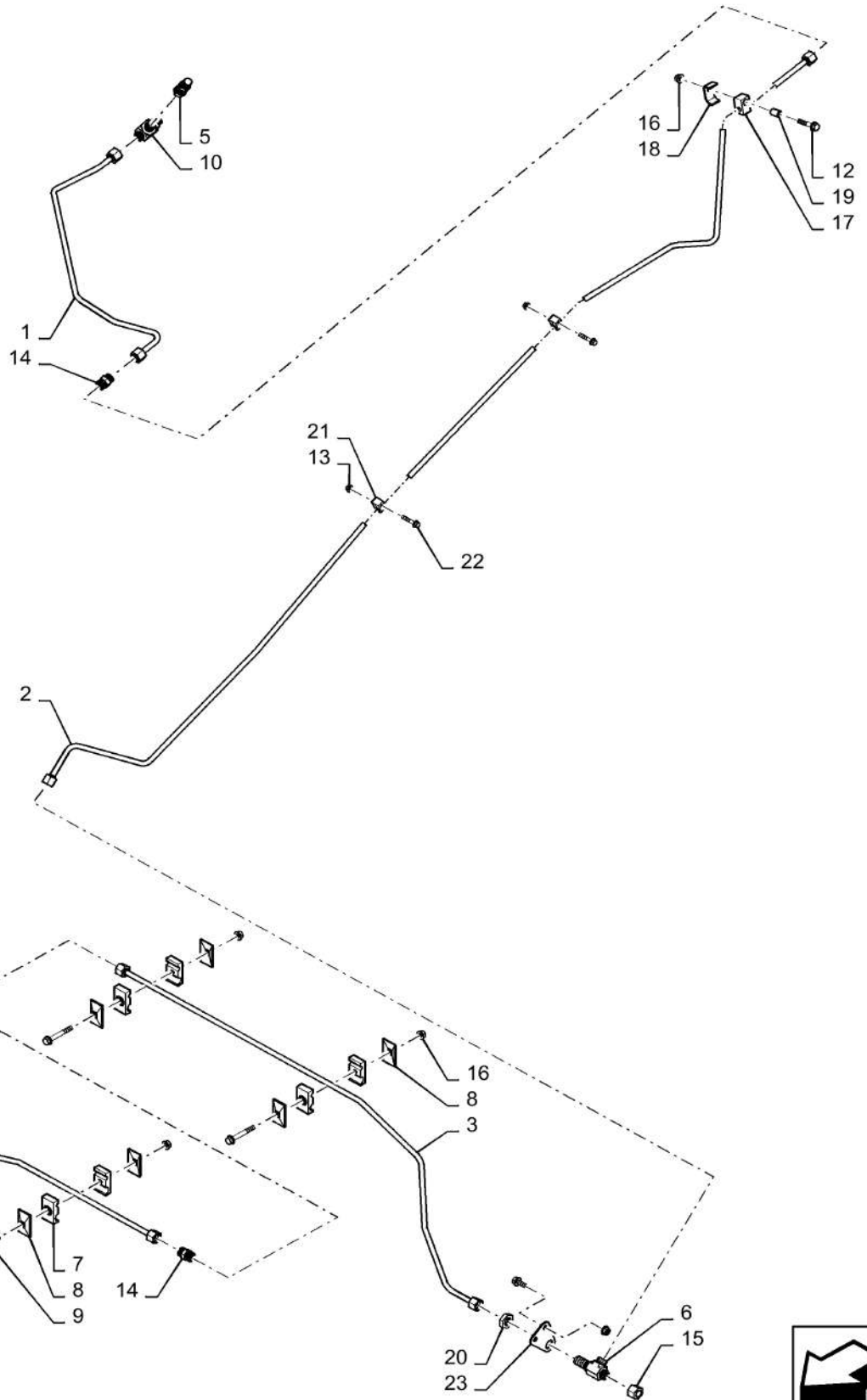
p1

10/201
3

TRACK TENSIONING HYDRAULIC PLUMBING -NA ONLY

REF FN	PART NUMBER	YR/SN	QTY DESCRIPTION
1	84149652		2 HOSE ASSY.
2	84423565		1 HYD. TUBE
3	84423567		1 HYD. TUBE
4	86978770		2 UNION 11/16"-6 ORFS, Blkd
5	87010704		2 BHD LOCK NUT 11/16"-16, Blkhd
6	86050346		2 CLAMP 3/8", Insul, 1/4" Bolt
7	87675531		2 BOLT
8	86050300		2 FLANGE NUT M6 x 1, Flg, Cl10
			7230 8230 9230

TRACK HYDRAULICS- NA ONLY



48.134.AJ

02

p1

10/201
3**TRACK HYDRAULICS- NA ONLY**

REF FN	PART NUMBER	YR/SN	QTY DESCRIPTION
1	87470922		1 HYD. TUBE 0.375" OD
2	84423563		1 HYD. TUBE
3	84421340		1 HYD. TUBE
4	84421342		1 HYD. TUBE
5	243670A1		1 COUPLING
6	84177560		1 TEE
7	87000159		3 CLAMP
8	72180326		6 PLATE
9	87670761		3 BOLT
10	700-406		1 TEE 11/16"-16 ORFS x M14 x 1.5 ORB Run
11	87656137		4 BOLT Hvy Hex, M8 x 20mm, CI 10.9
12	87698834		1 BOLT
13	86050300		2 FLANGE NUT M6 x 1, Flg, CI10
14	84431546		2 UNION 11/16"-16 ORFS
15	9625546		2 CAP 11/16"-16 ORFS
16	86507066		8 FLANGE NUT M8 x 1.25, Flg, CI 10
17	84172494		1 CLAMP
18	84172253		1 CLAMP
19	84172484		1 SPACER
20	87010704		2 BHD LOCK NUT 11/16"-16, Blkhd
21	236558A1		2 CLAMP
22	87698832		2 BOLT
23	84422482		2 SUPPORT
24	86978770		1 UNION 11/16"-6 ORFS, Blkd

7230 8230 9230

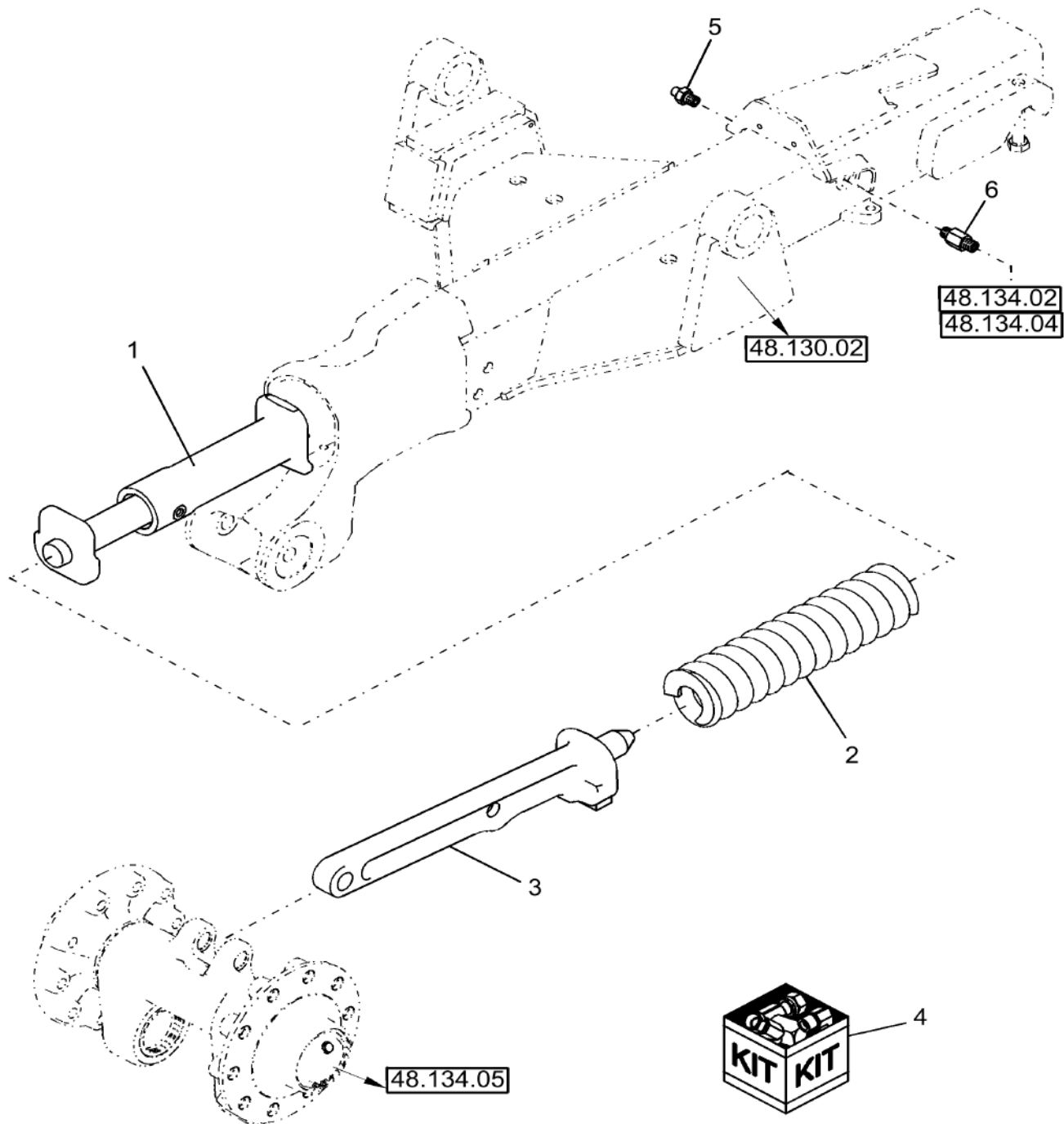
48.134.AJ

03

p1

10/201
3

TRACK DRIVE - TENSIONING MECHANISM, ADJUSTER-RECOIL - NA ONLY



48.134.AJ

03

p1

10/201
3

TRACK DRIVE - TENSIONING MECHANISM, ADJUSTER-RECOIL - NA ONLY

REF FN	PART NUMBER	YR/SN	QTY DESCRIPTION
1	87304299		2 HYDRAULIC CYLINDER Track Drive; See Also Ref 4
	87304299R		2 REMAN-HYD CYLINDER 7230, 8230, 9230, all COMBINE - TIER 4 COMMON CAB (1/13-)
	87304299C		CORE-HYD CYLINDER Return Number
2	255729A1		2 SPRING
3	87436823		2 LINK ASSY. Tension
4	87377667		2 SEAL KIT Services Ref 1
5	325647A2		2 COUPLING
6	87735260		2 CHECK VALVE 13/16"-16, OR x M18 x 1.5 OR

7230 8230 9230

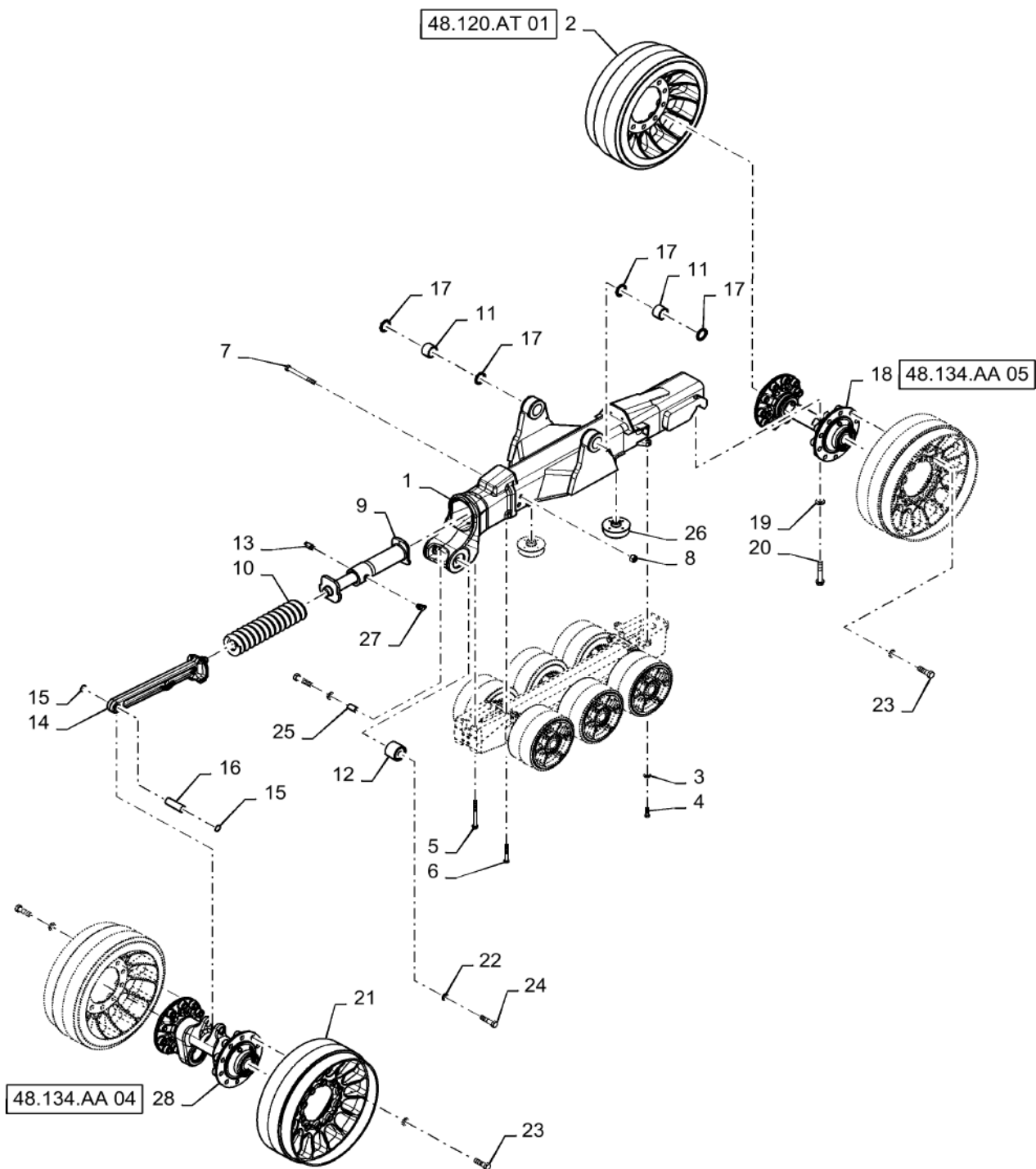
48.138.AB

01

p1

10/201
3

UNDERCARRIAGE, EU 24 IN



UNDERCARRIAGE, EU 24 IN

REF FN	PART NUMBER	YR/SN	QTY DESCRIPTION
1	84292885		1 UNDERCARRIAGE Mount
2	NS		1 NOT SERVICED Roller, See Page 48.120.AT(01)
3	896-11016		13 WASHER M17.5 x 30 x 4, HT
4	627-16050		9 BOLT Hex, M16 x 2 x 50mm, CI 10.9, Full Thd
5	827-16180		2 BOLT Hex, M16 x 2 x 180mm, CI 10.9
6	827-16110		2 BOLT Hex, M16 x 2 x 110mm, CI 10.9
7	827-20200		1 BOLT Hex, M20 x 2.5 x 200mm, CI 10.9
8	832-46420		1 NUT M20 x 2.5, CI 8
9	87304299		1 HYDRAULIC CYLINDER Undercarriage Tensioner
10	255729A1		1 SPRING Tensioner
11	87423204		2 BEARING LINER 57.354 mm ID x 69.965 mm OD x 47 mm
12	87324220		2 IDLE SHAFT Idler Pivot
13	87735260		1 CHECK VALVE 13/16"-16, OR x M18 x 1.5 OR
14	87436823		1 LINK ASSY. Tension Assy
15	87038806		2 SNAP RING M38, Int
16	329647A1		1 PIN Idler Front
17	87423203		4 SEAL Undercarriage Swivel
18	NS		1 NOT SERVICED Rear Idler, See Page 48.134.AA(05)
19	896-11022		2 WASHER M22 x 44 x 4, HT
20	827-22140		2 BOLT Hex, M22 x 2.5 x 140mm, CI 10.9
21	84292870		4 IDLER WHEEL
22	896-11024		42 WASHER M24 x 44.5 x 5, HT
23	827-24080		40 BOLT Hex, M24 x 3 x 80mm, CI 10.9
24	827-24100		2 BOLT Hex, M24 x 3 x 100mm, CI 10.9
25	87585083		1 SPACER Alignment
26	87669420		2 STOP DEVICE Suspension Limiter
27	325647A2		1 COUPLING Male, Quick Disconnect

7230 8230 9230

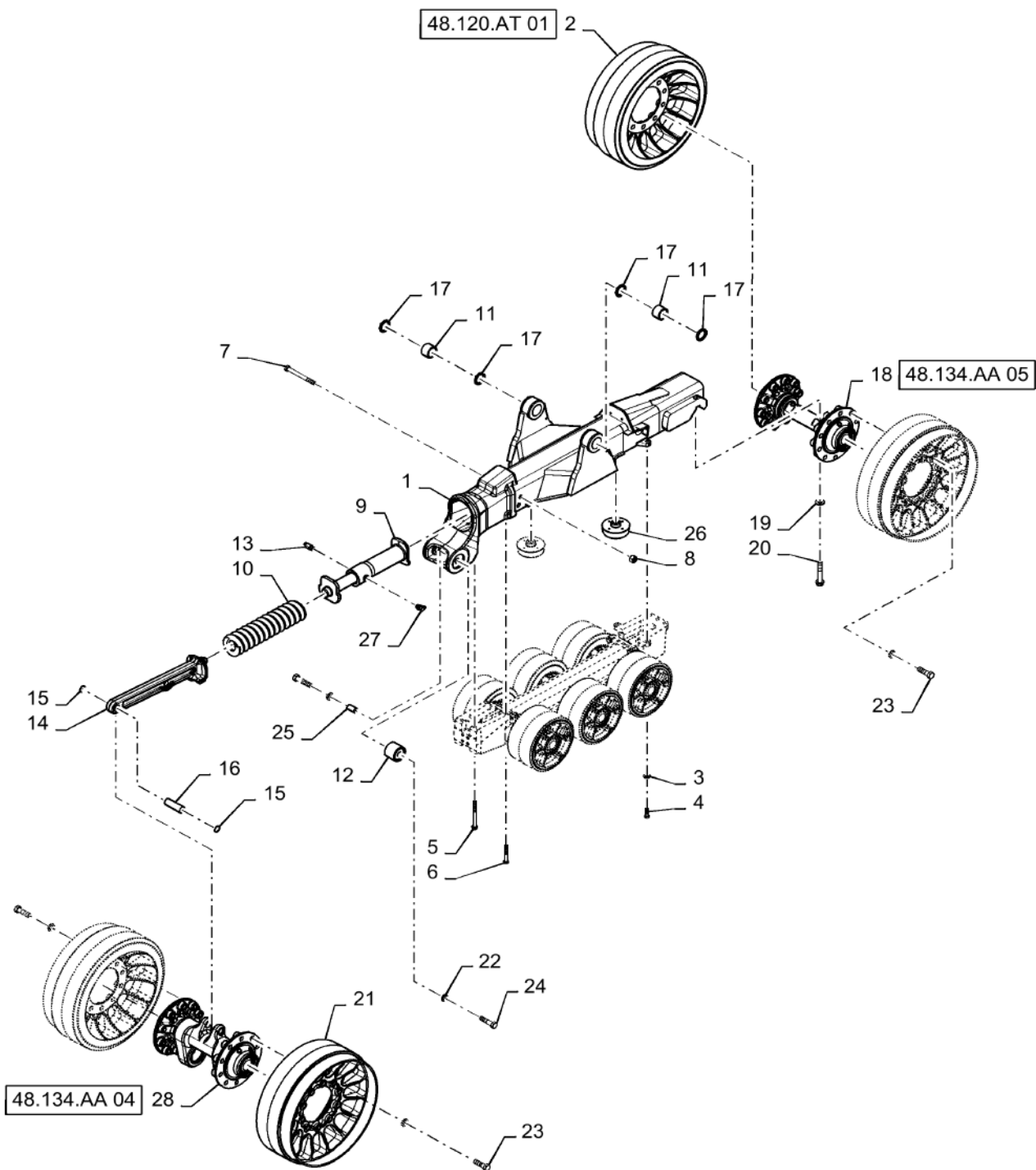
48.138.AB

01

p2

10/201
3

UNDERCARRIAGE, EU 24 IN



48.138.AB

01

p2

10/201
3

UNDERCARRIAGE, EU 24 IN

REF FN	PART NUMBER	YR/SN	QTY DESCRIPTION
---------------	--------------------	--------------	------------------------

28	NS		1 NOT SERVICED Front Idler, See Page 48.134.AA(04)
----	----	--	---

7230 8230 9230

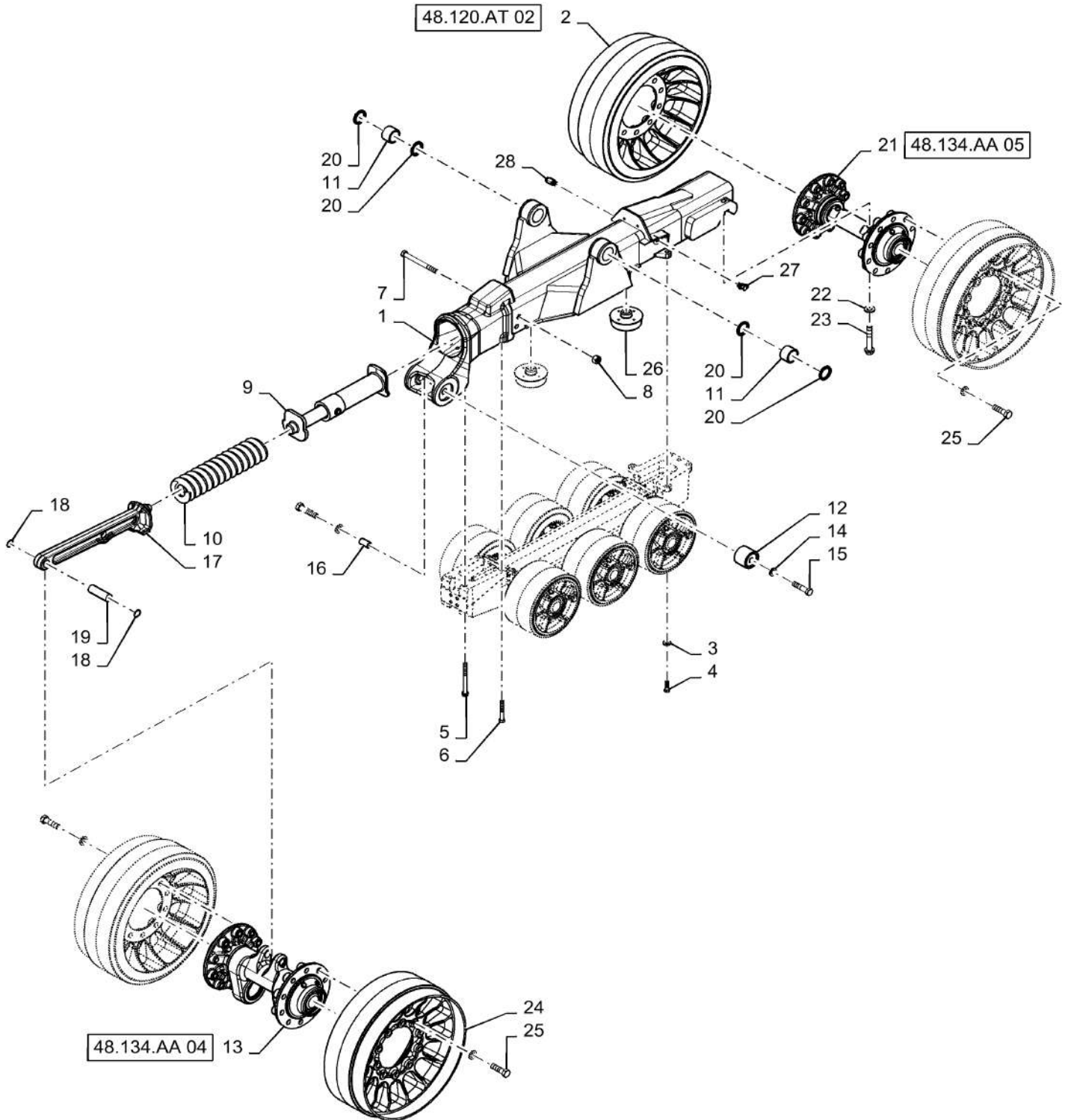
48.138.ab

02

p1

10/201
3

UNDERCARRIAGE, EU 30 IN



UNDERCARRIAGE, EU 30 IN

REF FN	PART NUMBER	YR/SN	QTY DESCRIPTION
1	84292885		1 UNDERCARRIAGE Mount
2	NS		1 NOT SERVICED Roller Assy, See Page 48.120.AT(02)
3	896-11016		13 WASHER M17.5 x 30 x 4, HT
4	627-16050		9 BOLT Hex, M16 x 2 x 50mm, CI 10.9, Full Thd
5	827-16180		2 BOLT Hex, M16 x 2 x 180mm, CI 10.9
6	827-16110		2 BOLT Hex, M16 x 2 x 110mm, CI 10.9
7	827-20200		1 BOLT Hex, M20 x 2.5 x 200mm, CI 10.9
8	832-46420		1 NUT M20 x 2.5, CI 8
9	87304299		1 HYDRAULIC CYLINDER Tensioner
10	255729A1		1 SPRING Tensioner
11	87423204		2 BEARING LINER 57.354 mm ID x 69.965 mm OD x 47 mm
12	87324220		2 IDLE SHAFT Pivot
13	NS		1 NOT SERVICED Front Idler, See Page 48.134.AA(04)
14	896-11024		42 WASHER M24 x 44.5 x 5, HT
15	827-24100		2 BOLT Hex, M24 x 3 x 100mm, CI 10.9
16	87585083		1 SPACER Alignment
17	87436823		1 LINK ASSY. Tension Link
18	87038806		2 SNAP RING M38, Int
19	329647A1		1 PIN Front Idler
20	87423203		4 SEAL Undercarriage
21	NS		1 NOT SERVICED Rear, Idler, See Page 48.134.AA(05)
22	896-11022		2 WASHER M22 x 44 x 4, HT
23	827-22140		2 BOLT Hex, M22 x 2.5 x 140mm, CI 10.9
24	87752138		4 WHEEL ASSY Idler
25	827-24080		40 BOLT Hex, M24 x 3 x 80mm, CI 10.9
26	87669420		2 STOP DEVICE Suspension
27	325647A2		1 COUPLING Diagnostic, M18
28	87735260		1 CHECK VALVE 13/16"-16, OR x M18 x 1.5 OR

7230 8230 9230

SECTION INDEX

Cab climate control

50.000.00		SECTION INDEX - CAB CLIMATE CONTROL
50.100.AP	03	ATC, CAB
50.104.AP	01	INTAKE ASSY, CAB
50.104.AP	02	BLOWER, CAB
50.200.AB	01	HVAC HOSES,7230 T2
50.200.AB	02	HVAC HOSES, 7230 T4
50.200.AB	03	AIR CONDITIONING UNIT - MOUNTING GROUP
50.200.AB	04	HVAC HOSES, 8230/9230 T2
50.200.AB	05	HVAC HOSES, 8230/9230 T4
50.200.AK	01	CONDENSER, 7230
50.200.AK	02	CONDENSER, 8230/9230
50.200.CA		EVAPORATOR, ATC AIRCO UNIT
50.200.CG		AIRCO UNIT, ATC

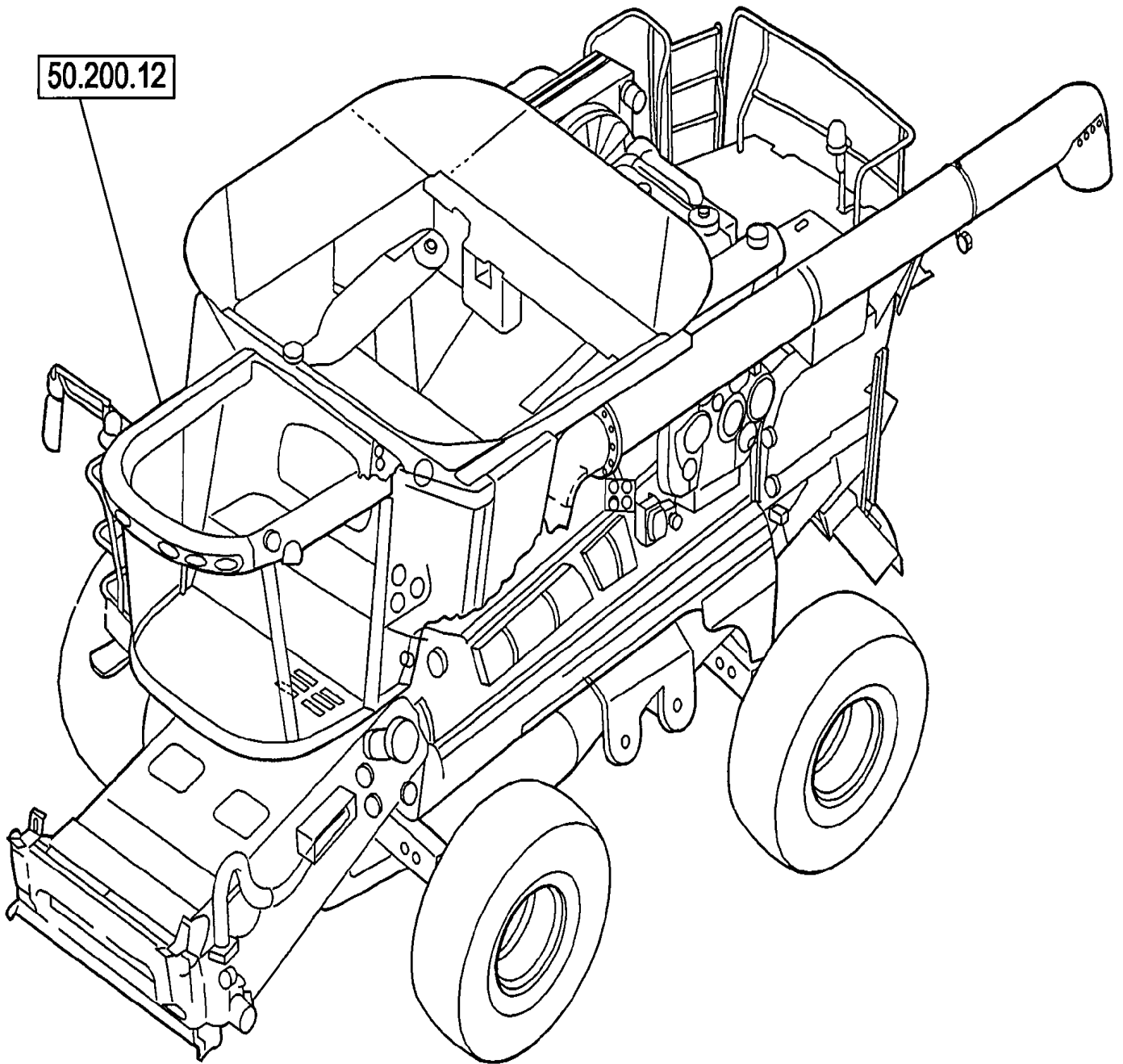
50.000.00

p1

10/201
3

SECTION INDEX - CAB CLIMATE CONTROL

50.200.12



50.000.00

p1

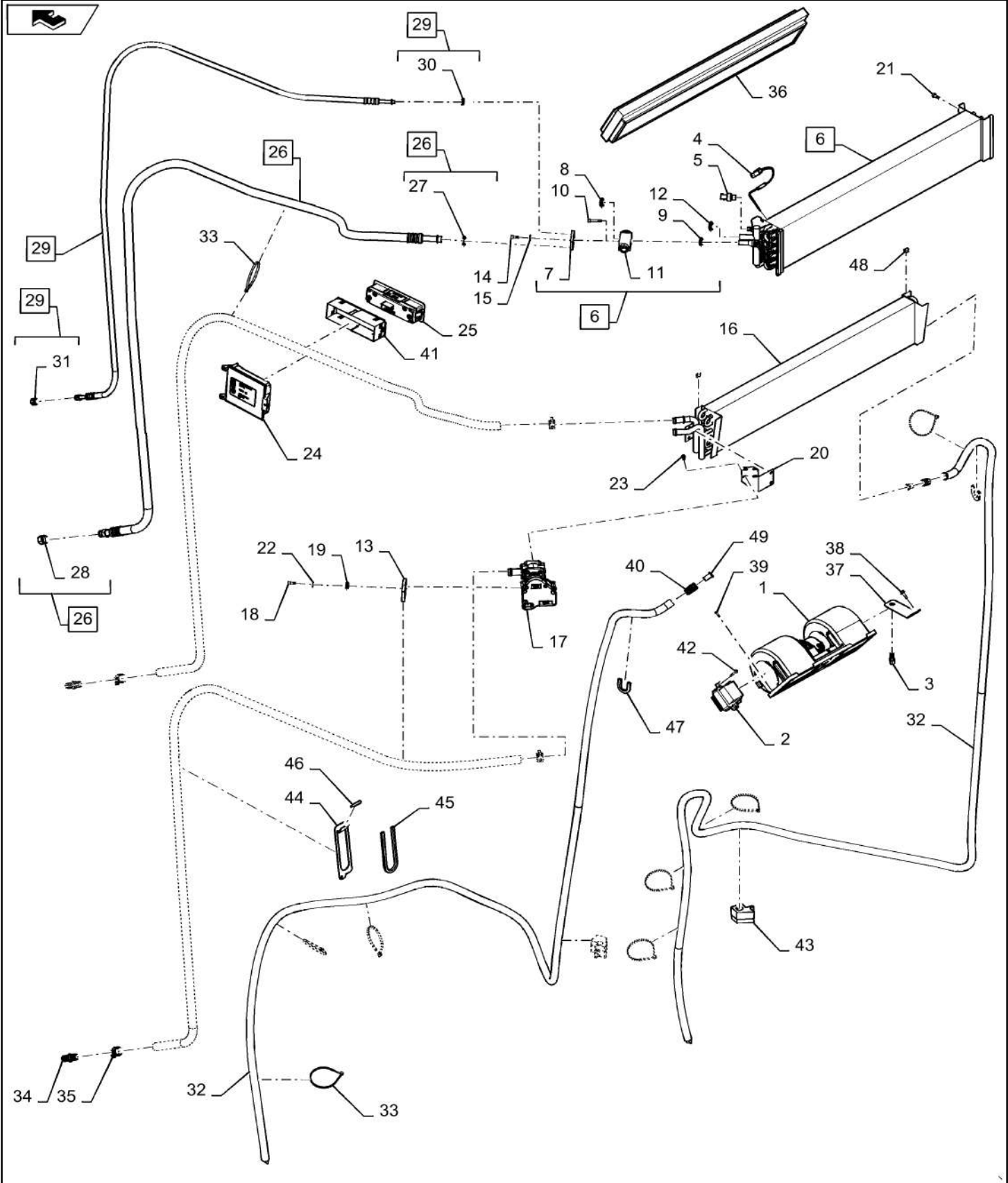
10/201
3

SECTION INDEX - CAB CLIMATE CONTROL

REF FN PART NUMBER YR/SN QTY DESCRIPTION

7230 8230 9230

ATC, CAB



50.100.AP

03

p1

10/201
3**ATC, CAB**

REF FN	PART NUMBER	YR/SN	QTY DESCRIPTION
1	84580265		1 BLOWER
2	84342778		1 BLOWER
3	87454442		3 SENSOR
4	87754238		1 SENSOR
5	84419250		1 PRESSURE SWITCH
6	84542602		1 EVAPORATOR Incl 7 - 12
7	84144154		1 MOUNTING PLATE
8	9827058		1 O-RING 10.82mm ID x 1.78mm Width
9	9827059		1 O-RING 14mm ID x 1.78mm Width
10	14358921		2 HEX SOC SCREW Hex Soc Hd, M5 x 45, 10.9
11	82023542		1 THERMAL EXPANSION VALVE
12	128483A1		1 O-RING 7.65mm ID x 1.78mm Width
13	87754245		1 MOUNTING PLATE
14	14305221		1 HEX SOC SCREW Hex Skt, M6 x 16mm, Cl 8.8, Full Thd
15	322357		1 BELLEVILLE WASHER M6
16	84542605		1 COIL
17	84542607		1 HEATER VALVE
18	87355939		4 SCREW #8 - 16 x 0.28"
19	128359		1 O-RING 0.614" ID x 0.754" OD x 0.07"
20	84542606		1 BRACKET
21	86507068		2 BOLT Hex Serr Flg, M5 x 12
22	87013357		2 WASHER M5 x 15 x 1.6
23	47364405		4 SCREW
24	84268957		1 MODULE
25	84316356		1 CONTROL UNIT
26	47405767		1 A/C HOSE Incl 27 - 28
27	87533612		1 O-RING 15.67mm ID x 1.93mm Width
28	1999751C1		1 PLUG
29	47405809		1 A/C HOSE Incl 30 - 31
30	128483A1		1 O-RING 7.65mm ID x 1.78mm Width
31	{1340255C1}		1
32	47395194		2 A/C HOSE

5130 6130 7130 7230
8230 9230

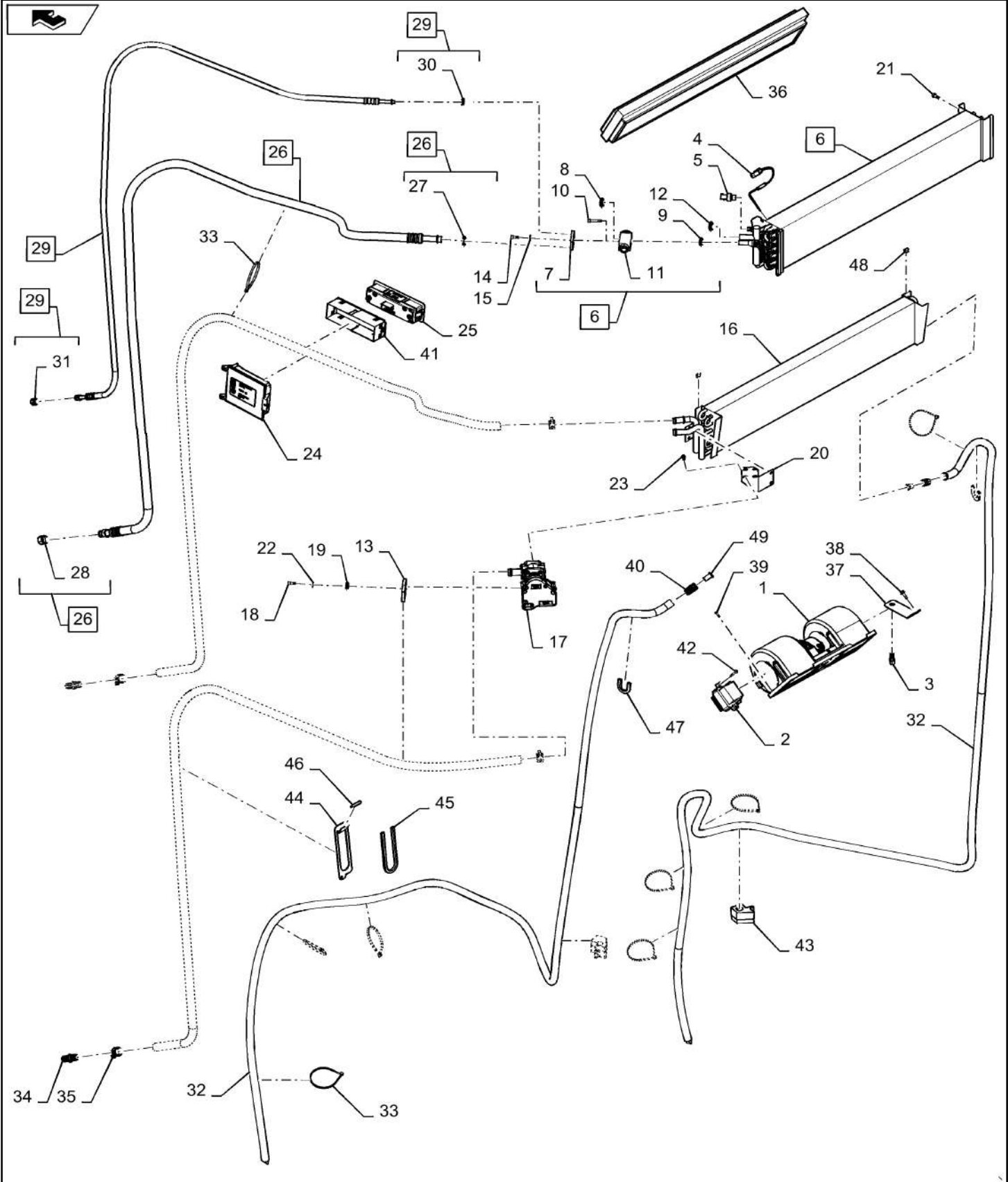
50.100.AP

03

p2

10/201
3

ATC, CAB



50.100.AP

03

p2

10/201
3**ATC, CAB**

REF FN	PART NUMBER	YR/SN	QTY DESCRIPTION
33	86566990		11 CABLE TIE M4.8 x 292 L
34	44995013		2 FITTING
35	87000223		4 HOSE CLAMP
36	360260A2		1 CAB FILTER
37	84350681		1 BRACKET
38	9804256		3 BOLT Hvy Hex, M6 x 1 x 20mm, Cl 8.8, Full Thd
39	86511042		9 SCREW Pan, M4 x 0.5 x 16mm
40	84385245		2 FITTING
41	87281122		1 SLEEVE
42	86625169		2 SCREW
43	84421419		2 GROMMET
44	84419756		1 BRACKET
45	84478836		1 TRIM
46	84544528		1 TRIM
47	84544529		2 TRIM
48	47395715		2 CLIP
49	47428356		2 BUSHING

	5130 6130 7130 7230 8230 9230
--	----------------------------------

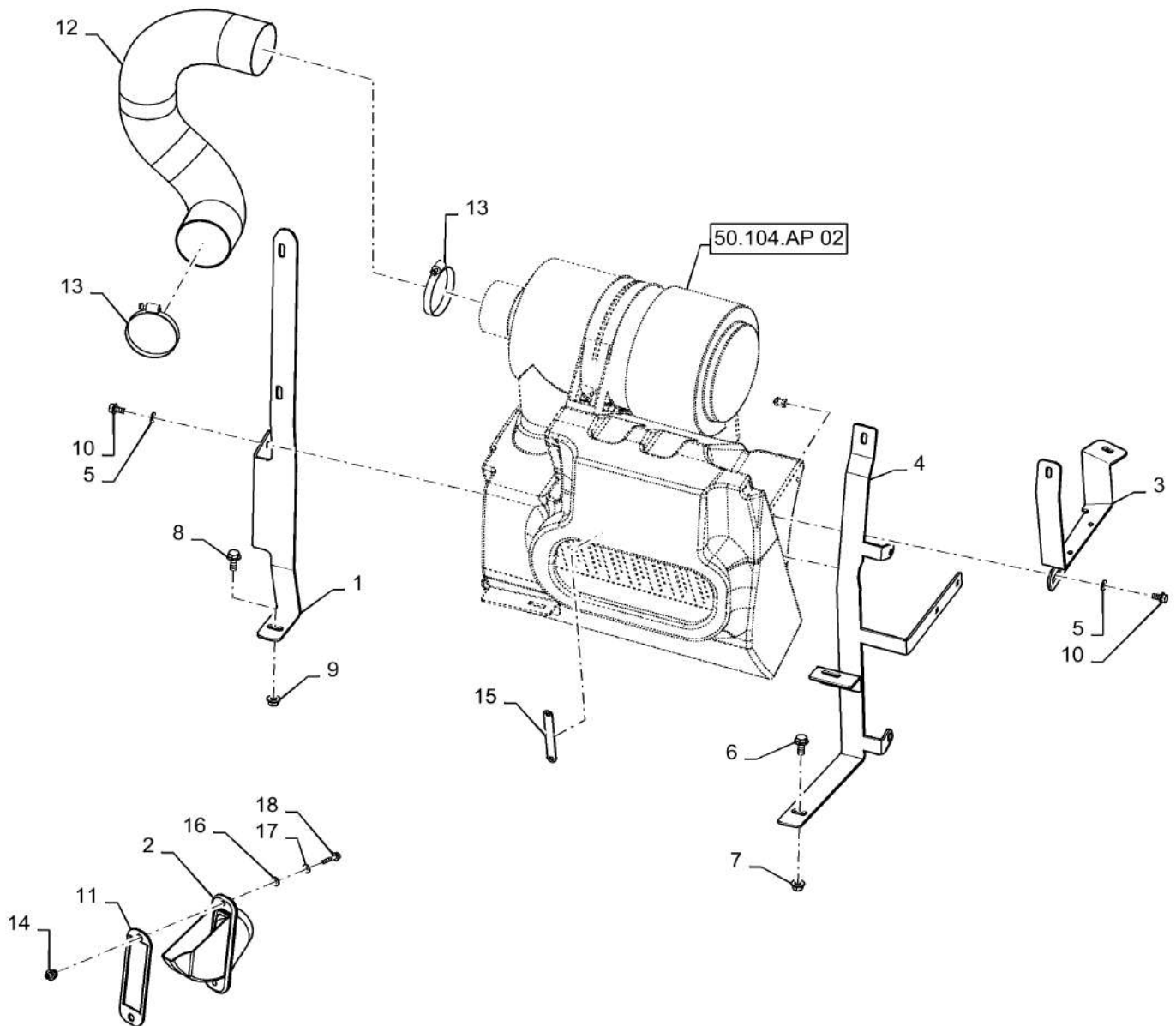
50.104.AP

01

p1

10/201
3

INTAKE ASSY, CAB



50.104.AP

01

p1

10/201
3**INTAKE ASSY, CAB**

REF FN	PART NUMBER	YR/SN	QTY DESCRIPTION
1	84340894		1 STRAP Bracket, Blower Box
2	47433721		1 DUCT Transition Cone
3	84307684		1 STRAP Bracket, Blower Box
4	84340895		1 STRAP Bracket, Blower Box
5	322358		5 BELLEVILLE WASHER M8
6	87698833		1 BOLT Hvy Hex Flg, M8 x 25mm, CI 10.9, Full Thd
7	87681210		1 FLANGE NUT Hex, M8, CI 10
8	87698836		2 BOLT Hvy Hex Flg, M10 x 25mm, CI 10.9, Full Thd
9	87547587		2 LOCK NUT Flange, M10 x 1.5
10	87681207		5 BOLT Hex, M8 X 16mm, Class 10.9
11	84373406		1 FOAM INSULATION Seal
12	84388294		1 AIR HOSE Air Intake
13	381144		2 HOSE CLAMP #60, 3.31/4.25 Type F Worm
14	86610198		2 INSERT Nut, M6 X 1
15	84399696		1 STRAP Securing
16	12646601		2 WASHER M6 x 15 x 1.5
17	322357		2 BELLEVILLE WASHER M6
18	87698760		2 BOLT Flange, M6 X 30mm 10.9
			7230 8230 9230

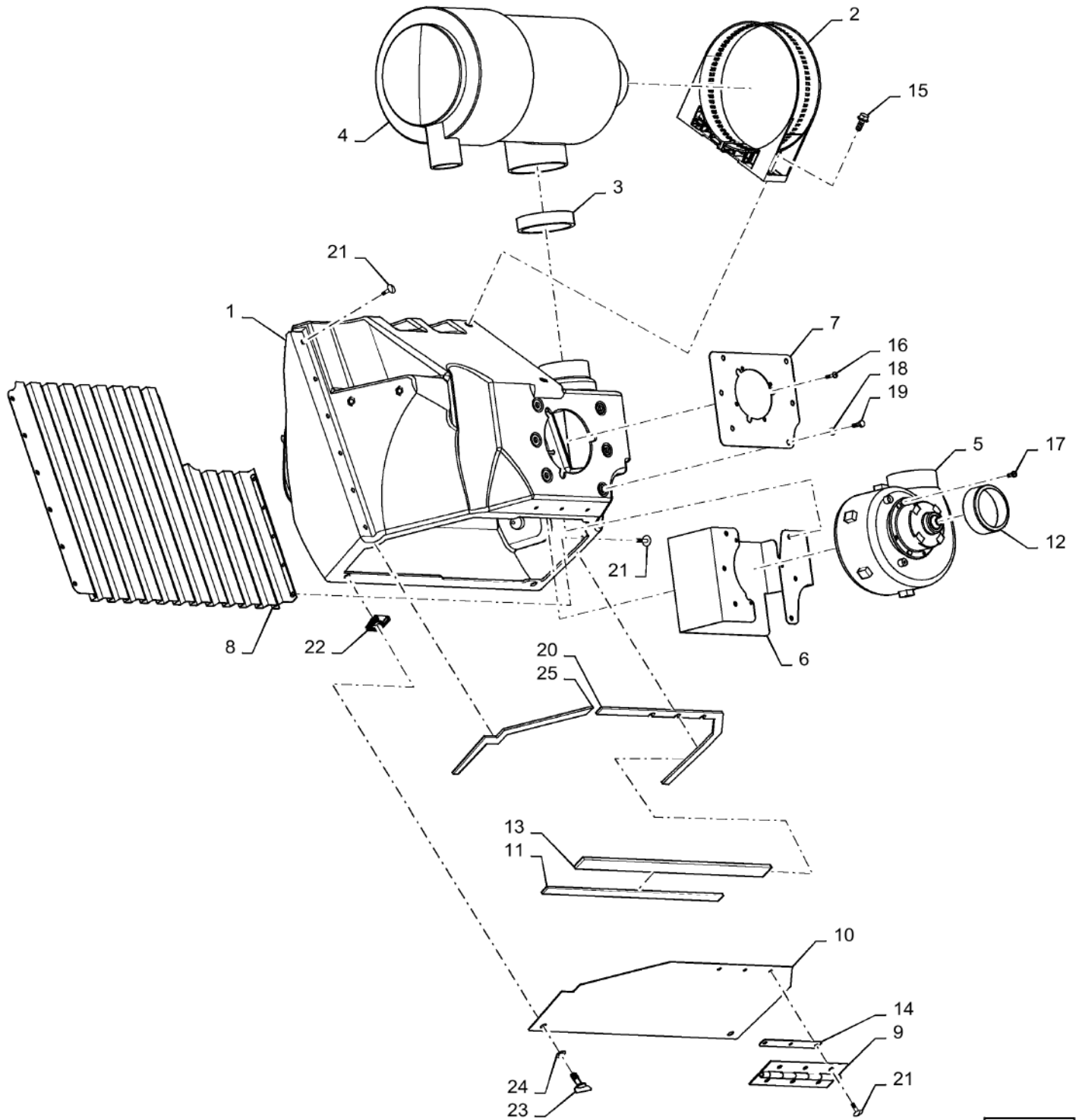
50.104.AP

02

p1

10/201
3

BLOWER, CAB



50.104.AP

02

p1

10/201
3**BLOWER, CAB**

REF FN	PART NUMBER	YR/SN	QTY DESCRIPTION
1	87720596		1 FAN HOUSING Blower Box
2	84057675		1 SUPPORT Vortex Filter Clamp
3	87343108		AR SEAL Approx 11 In.
4	84334657		1 AIR CLEANER Cab Intake
5	84056300		1 BLOWER Cab
6	87720601		1 SUPPORT Blower
7	87720602		1 SUPPORT Plate
8	47405913		1 SCREEN Blower Box
9	87720610		1 HINGE Blower Box
10	87720605		1 COVER Lid, Blower Box
11	47405846		1 SEALING STRIP Blower Box, Lower
12	84042730		AR PROTECTION Shrink Tube, 1 In.
13	401278		AR SEALING STRIP Approx 17.25 In.
14	47405887		1 SEALING STRIP Blower Box
15	87656137		2 BOLT Hvy Hex, M8 x 20mm, CI 10.9
16	84043237		3 SCREW Pan, M4.8 x 19mm TAPPING, ST4.8X19
17	84043238		4 SELF-TAP SCREW Pan, 13mm TAPPING, ST6.3X13
18	9824259		6 WASHER 6.40mm ID x 12.00mm OD x 1.60mm, CST ZND
19	86508568		6 BOLT Hex, M6 x 16mm, CI 8.8, Full Thd
20	47474573		1 SEALING STRIP Blower Box, Lower
21	9512290		19 RIVET Pop, M4.8 x 18
22	84576335		2 LOCK Quarter Turn Receiver
23	84580402		2 PLUG Quarter Turn Lock
24	84576365		2 RETAINER Quarter Turn Lock
25	47474574		1 SEALING STRIP Blower Box, Lower

7230 8230 9230

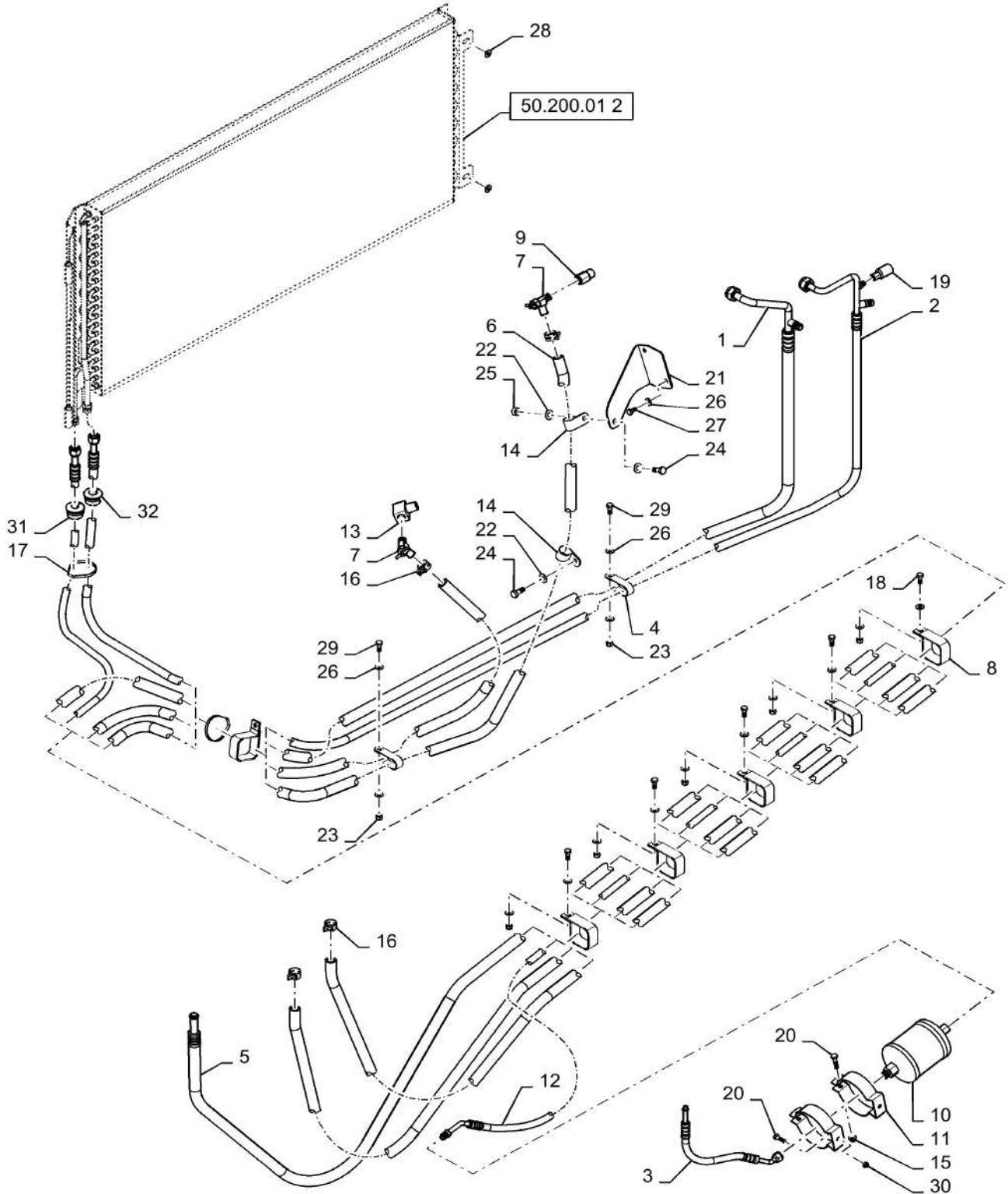
50.200.AB

01

p1

10/201
3

HVAC HOSES,7230 T2



50.200.AB

01

p1

10/201
3**HVAC HOSES,7230 T2**

REF FN	PART NUMBER	YR/SN	QTY DESCRIPTION
1	84397841		1 A/C HOSE Suction
2	87548074		1 HOSE Compressor To Condenser
3	84397843		1 A/C HOSE Drier To Cab
4	87000220		1 HOSE CLAMP
5	86997299		AR HEATER HOSE Heater Return, 4.3 M, Cut From Bulk
6	86997299		AR HEATER HOSE Heater Supply, 4.7 M, Cut From Bulk
7	301803R1		2 SHUT-OFF VALVE
8	87000226		7 HOSE CLAMP
9	84334474		1 FITTING 1/2"-14 M x 3/8"-18 Fem
10	87105840		1 RECEIVER-DRYER
10	87280717		1 RECEIVER-DRYER Scandinavia Only
11	87105841		2 BRACKET
12	84399429		1 A/C HOSE Receiver Drier To Condenser
13	217-1096		1 ELBOW 90°, 1/2"-14 Male x 3/8"-18 Female
14	86625038		2 CLAMP 1", Insul, 1/2" Bolt
15	86505868		7 SERRATED NUT M8, Flg Ser
16	87000223		4 HOSE CLAMP
17	529070		3 CABLE TIE .30" x 14.5"
18	9804258		5 BOLT Hvy Hex, M8 x 1.25 x 20mm, CI 8.8, Full Thd
19	87000227		1 A/C HIGH PRESSURE SWITCH
20	300381		4 BOLT Hex, M8 x 1.25 x 35mm, CI 8.8, Full Thd
21	87542153		1 BRACKET
22	140045		3 BELLEVILLE WASHER M10
23	86629542		2 NUT M8 x 1.25, CI 8
24	{43139}		2
25	100016		1 NUT M10, CI 8
26	322358		6 BELLEVILLE WASHER M8
27	120103		2 BOLT Hex, M8 x 16, 8.8
			7230 8230 9230

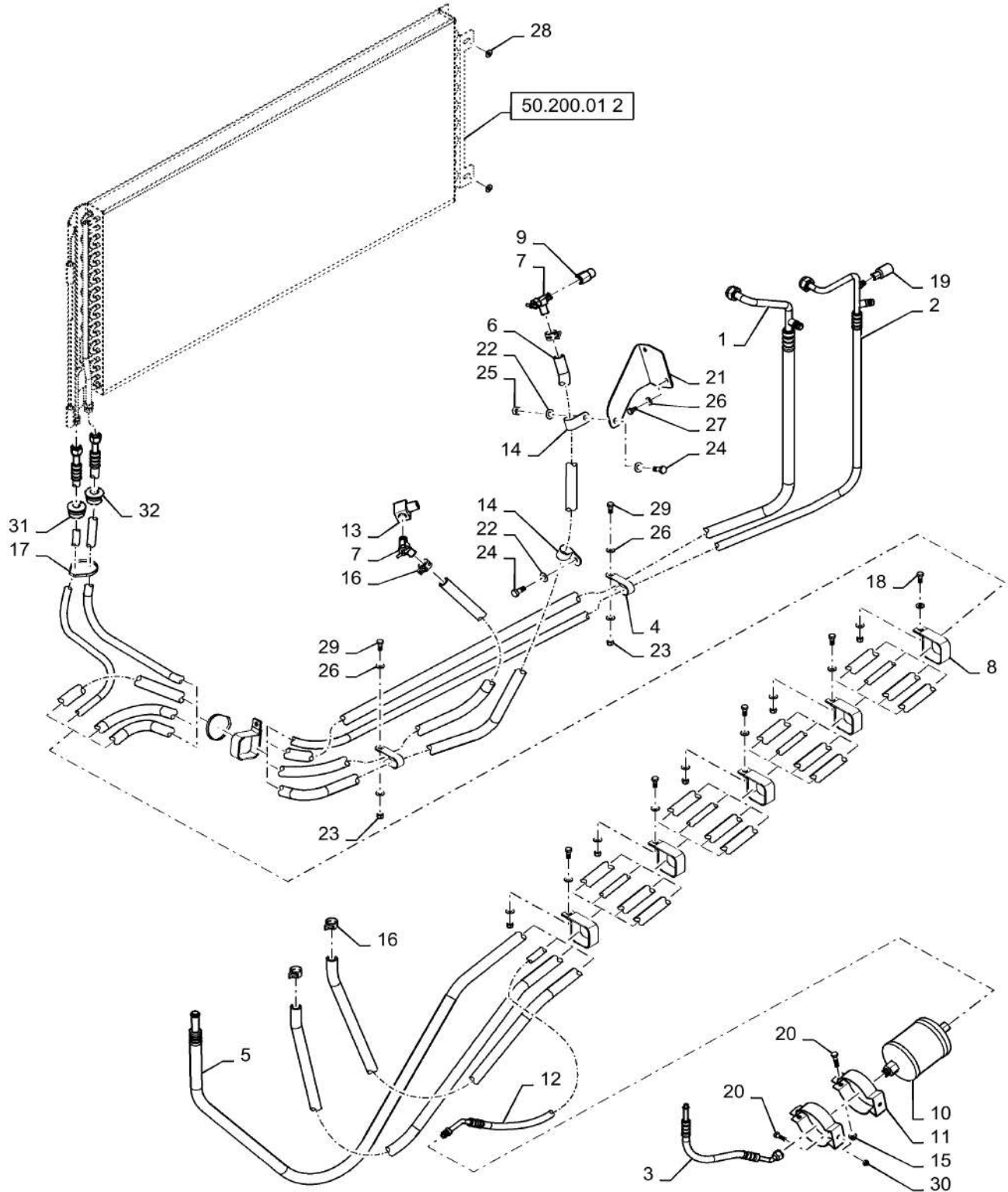
50.200.AB

01

p2

10/201
3

HVAC HOSES,7230 T2



50.200.AB

01

p2

10/201
3

HVAC HOSES,7230 T2

REF FN	PART NUMBER	YR/SN	QTY DESCRIPTION
28	412650		2 BELLEVILLE WASHER Belleville, M8
29	120104		2 BOLT Hex, M8 x 1.25 x 20mm, Cl 8.8, Full Thd
30	9706690		2 NUT Hex, M8, 1.25mm Pitch, 6.80mm High, Cl 8, ZND
31	87107420		1 GROMMET
32	86976974		1 GROMMET

7230 8230 9230

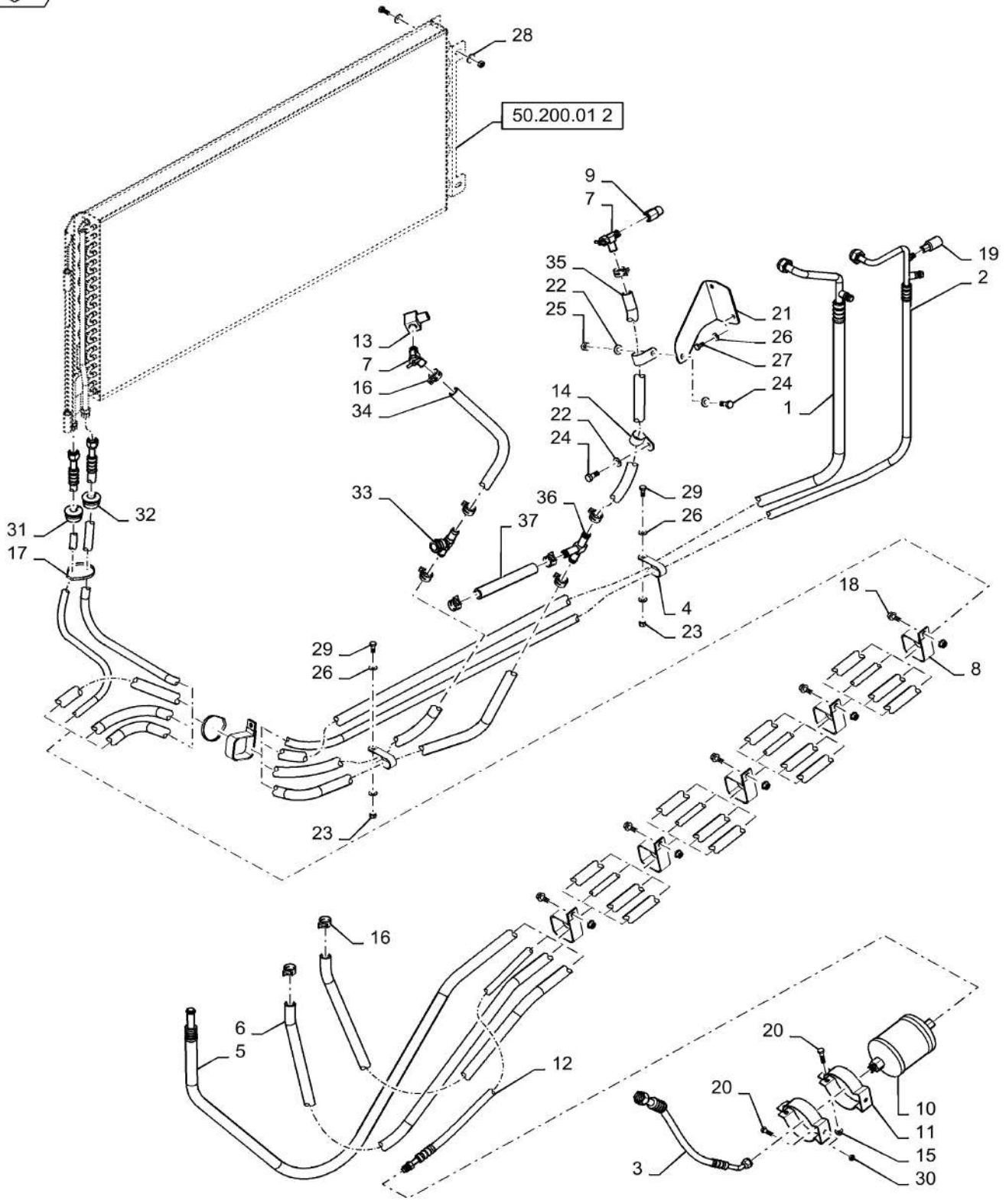
50.200.AB

02

p1

10/201
3

HVAC HOSES, 7230 T4



50.200.AB

02

p1

10/201
3**HVAC HOSES, 7230 T4**

REF FN	PART NUMBER	YR/SN	QTY DESCRIPTION
1	0C		1 ORDER COMPONENTS A/C Assy, ATC
2	87653375		4 RUBBER WASHER Rubber
3	87653373		4 SPACER
4	87281122		1 SLEEVE
5	87740399		1 CONTROL UNIT
6	86531050		1 AIR DUCT A/C Unit To Cab; L = 780 mm, I.D. = 50.8 mm
7	86531048		1 FLEXIBLE HOSE 89.00 mm ID x 1190.00 mm Cab Air Filter to A/C Unit
8	84058793		1 AIR FILTER
9	84818444		1 CLAMP
10	12646205		4 WASHER M8 x 35 x 3
11	43129		4 BOLT Hex, M8 x 1.25 x 40mm, Cl 8.8
12	9824840		1 WASHER 4.30mm ID x 9mm OD x 0.80mm
13	276-1458		1 SELF-TAP SCREW Hex Hd, #10 x 1/2"
14	140040		2 WASHER M6 x 22 x 2
15	120100		2 BOLT Hex, M6 x 1 x 20mm, Cl 8.8
16	381144		2 HOSE CLAMP #60, 3.31/4.25 Type F Worm
17	80700		4 WASHER 1/2"
18	322358		5 BELLEVILLE WASHER M8
19	120104		1 BOLT Hex, M8 x 1.25 x 20mm, Cl 8.8, Full Thd
20	86624194		2 HOSE CLAMP #36, 1.81"/2.75", Type F Worm Gear, Stainless
21	86566990		4 CABLE TIE M4.8 x 292 L
22	86976191		2 FLEXIBLE HOSE
23	322357		3 BELLEVILLE WASHER M6
24	87754245		1 MOUNTING PLATE
25	87742364		12 SCREW Pan Torx, M6 x 16mm, Cl 8.8
26	14305221		1 HEX SOC SCREW Hex Skt, M6 x 16mm, Cl 8.8, Full Thd
			7230 8230 9230

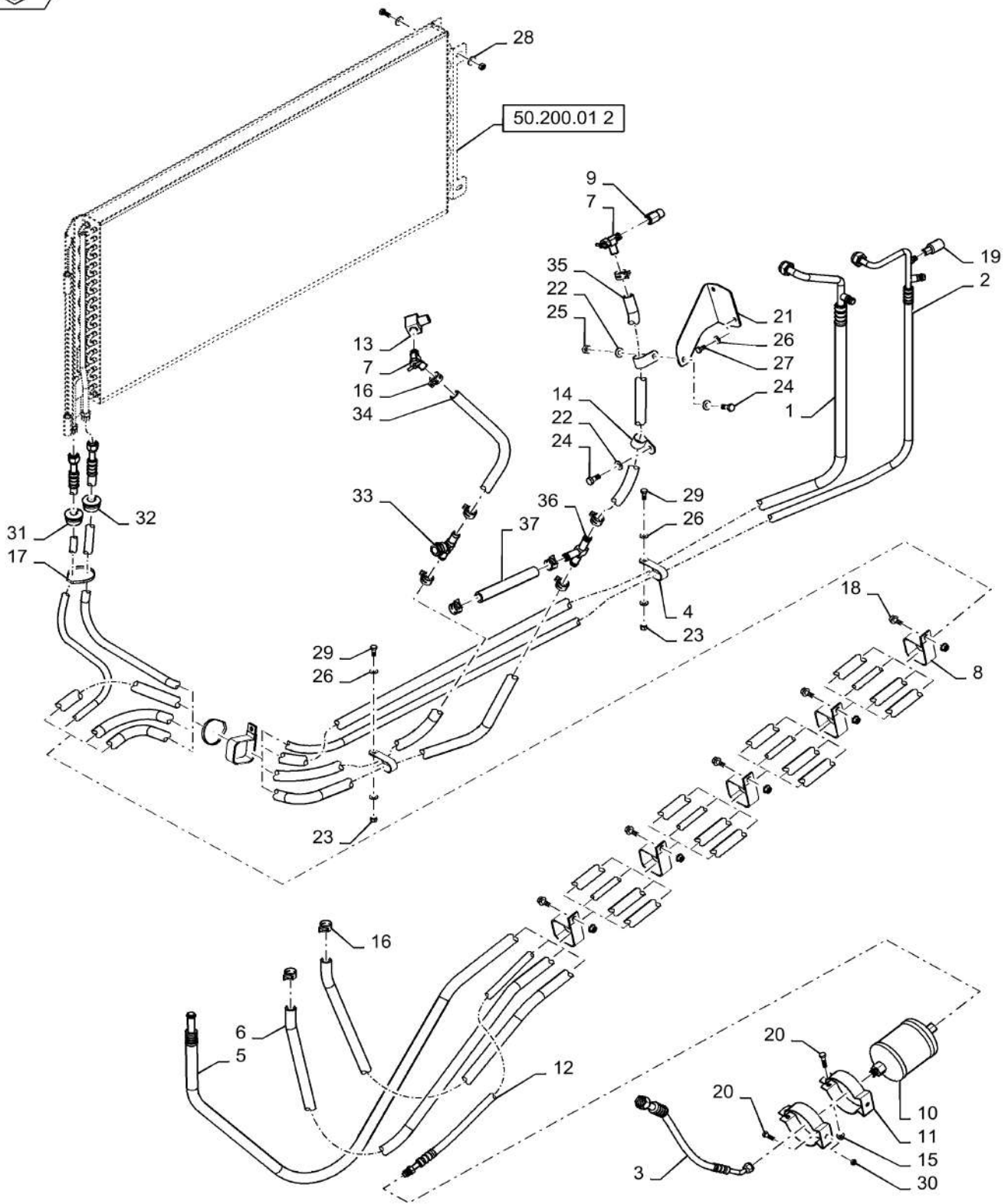
50.200.AB

03

p1

10/201
3

AIR CONDITIONING UNIT - MOUNTING GROUP



50.200.AB

03

p1

10/201
3**AIR CONDITIONING UNIT - MOUNTING GROUP**

REF FN	PART NUMBER	YR/SN	QTY DESCRIPTION
1	0C		1 ORDER COMPONENTS A/C Assy, ATC
2	87653375		4 RUBBER WASHER Rubber
3	87653373		4 SPACER
4	87281122		1 SLEEVE
5	87740399		1 CONTROL UNIT
6	86531050		1 AIR DUCT A/C Unit To Cab; L = 780 mm, I.D. = 50.8 mm
7	86531048		1 FLEXIBLE HOSE 89.00 mm ID x 1190.00 mm Cab Air Filter to A/C Unit
8	84058793		1 AIR FILTER
9	84818444		1 CLAMP
10	12646205		4 WASHER M8 x 35 x 3
11	43129		4 BOLT Hex, M8 x 1.25 x 40mm, Cl 8.8
12	9824840		1 WASHER 4.30mm ID x 9mm OD x 0.80mm
13	276-1458		1 SELF-TAP SCREW Hex Hd, #10 x 1/2"
14	140040		2 WASHER M6 x 22 x 2
15	120100		2 BOLT Hex, M6 x 1 x 20mm, Cl 8.8
16	381144		2 HOSE CLAMP #60, 3.31/4.25 Type F Worm
17	80700		4 WASHER 1/2"
18	322358		5 BELLEVILLE WASHER M8
19	120104		1 BOLT Hex, M8 x 1.25 x 20mm, Cl 8.8, Full Thd
20	86624194		2 HOSE CLAMP #36, 1.81"/2.75", Type F Worm Gear, Stainless
21	86566990		4 CABLE TIE M4.8 x 292 L
22	86976191		2 FLEXIBLE HOSE
23	322357		3 BELLEVILLE WASHER M6
24	87754245		1 MOUNTING PLATE
25	87742364		12 SCREW Pan Torx, M6 x 16mm, Cl 8.8
26	14305221		1 HEX SOC SCREW Hex Skt, M6 x 16mm, Cl 8.8, Full Thd
			7230 8230 9230

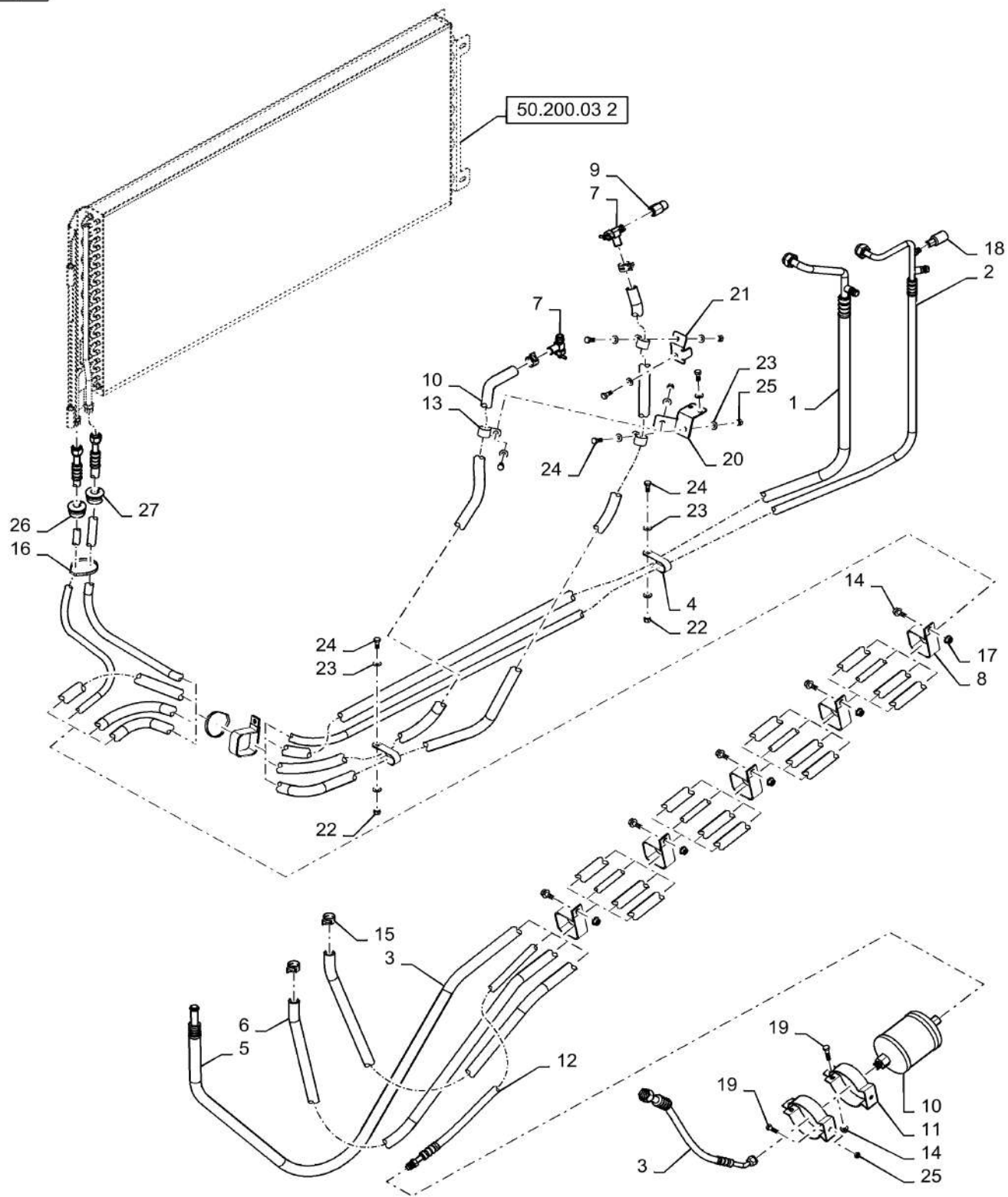
50.200.AB

04

p1

10/201
3

HVAC HOSES, 8230/9230 T2



50.200.AB

04

p1

10/201
3**HVAC HOSES, 8230/9230 T2**

REF FN	PART NUMBER	YR/SN	QTY DESCRIPTION
1	84397842		1 A/C HOSE Compressor Suction
2	87684281		1 LARGE HOSE Compressor Discharge
3	84397843		1 A/C HOSE Drier To Cab
4	87000220		1 HOSE CLAMP
5	86997298		AR HEATER HOSE 15.50 mm ID x 6200.00 mm Cut from Bulk, 4.1M
6	86997298		AR HEATER HOSE 15.50 mm ID x 6200.00 mm Cut from Bulk, 4.53 M
7	301803R1		2 SHUT-OFF VALVE
8	87000226		7 HOSE CLAMP
9	84334474		1 FITTING 1/2"-14 M x 3/8"-18 Fem
10	87105840		1 RECEIVER-DRYER
11	87105841		2 BRACKET
12	84399431		1 A/C HOSE
13	9827902		3 CLAMP 1", Insul, 3/8" Bolt
14	86505868		7 SERRATED NUT M8, Flg Ser
15	87000223		4 HOSE CLAMP
16	529070		3 CABLE TIE .30" x 14.5"
17	9804258		5 BOLT Hvy Hex, M8 x 1.25 x 20mm, CI 8.8, Full Thd
18	87000227		1 A/C HIGH PRESSURE SWITCH
19	300381		4 BOLT Hex, M8 x 1.25 x 35mm, CI 8.8, Full Thd
20	87703182		1 BRACKET
21	87703161		1 BRACKET
22	86629542		3 NUT M8 x 1.25, CI 8
23	322358		15 BELLEVILLE WASHER M8
24	120104		9 BOLT Hex, M8 x 1.25 x 20mm, CI 8.8, Full Thd
25	9706690		5 NUT Hex, M8, 1.25mm Pitch, 6.80mm High, CI 8, ZND
26	87107420		1 GROMMET
27	86976974		1 GROMMET
			7230 8230 9230

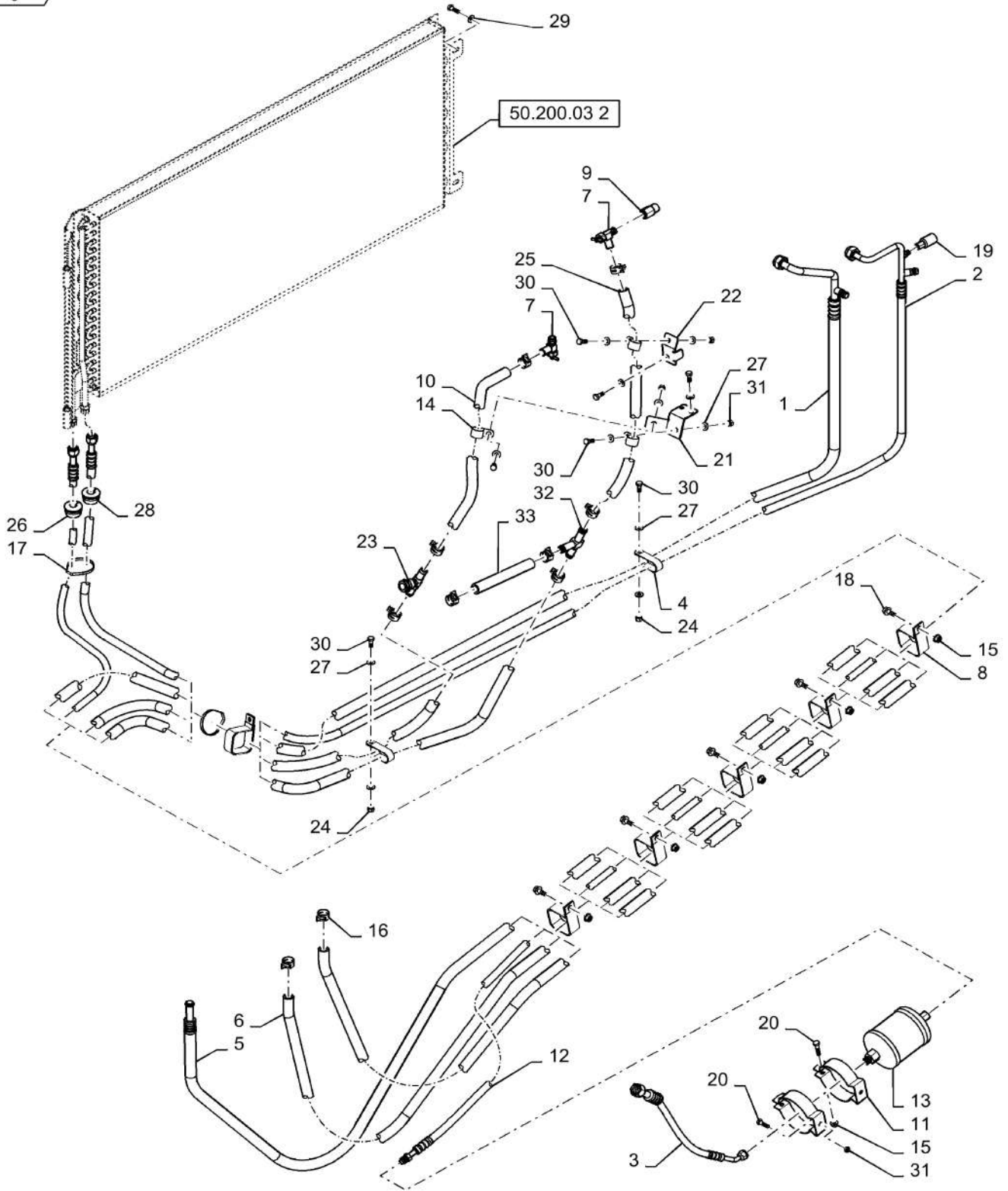
50.200.AB

05

p1

10/201
3

HVAC HOSES, 8230/9230 T4



50.200.AB

05

p1

10/201
3**HVAC HOSES, 8230/9230 T4**

REF FN	PART NUMBER	YR/SN	QTY DESCRIPTION
1	84397842		1 A/C HOSE Compressor Suction (Uses Oring 9827059)
2	87684281		1 LARGE HOSE Compressor Discharge (Uses Oring 9827058)
3	84397843		1 A/C HOSE Drier To Cab
4	87000220		1 HOSE CLAMP
5	86997298		AR HEATER HOSE 15.50 mm ID x 6200.00 mm Cut from Bulk, 4.1M
6	86997298		AR HEATER HOSE 15.50 mm ID x 6200.00 mm Cut from Bulk, 4.53 M
7	301803R1		2 SHUT-OFF VALVE
8	87000226		7 HOSE CLAMP
9	84334474		1 FITTING 1/2"-14 M x 3/8"-18 Fem
10	84326457		1 HOSE
11	87105841		2 BRACKET
12	84399431		1 A/C HOSE
13	87105840		1 RECEIVER-DRYER
14	9827902		3 CLAMP 1", Insul, 3/8" Bolt
15	86505868		7 SERRATED NUT M8, Flg Ser
16	87000223		10 HOSE CLAMP
17	529070		3 CABLE TIE .30" x 14.5"
18	9804258		5 BOLT Hvy Hex, M8 x 1.25 x 20mm, CI 8.8, Full Thd
19	87000227		1 A/C HIGH PRESSURE SWITCH
20	300381		4 BOLT Hex, M8 x 1.25 x 35mm, CI 8.8, Full Thd
21	87703182		1 BRACKET
22	87703161		1 BRACKET
23	84283392		1 UNION TEE
24	86629542		3 NUT M8 x 1.25, CI 8
25	1958774C1		1 HOSE
26	87107420		1 GROMMET
27	322358		15 BELLEVILLE WASHER M8
28	86976974		1 GROMMET
			7230 8230 9230

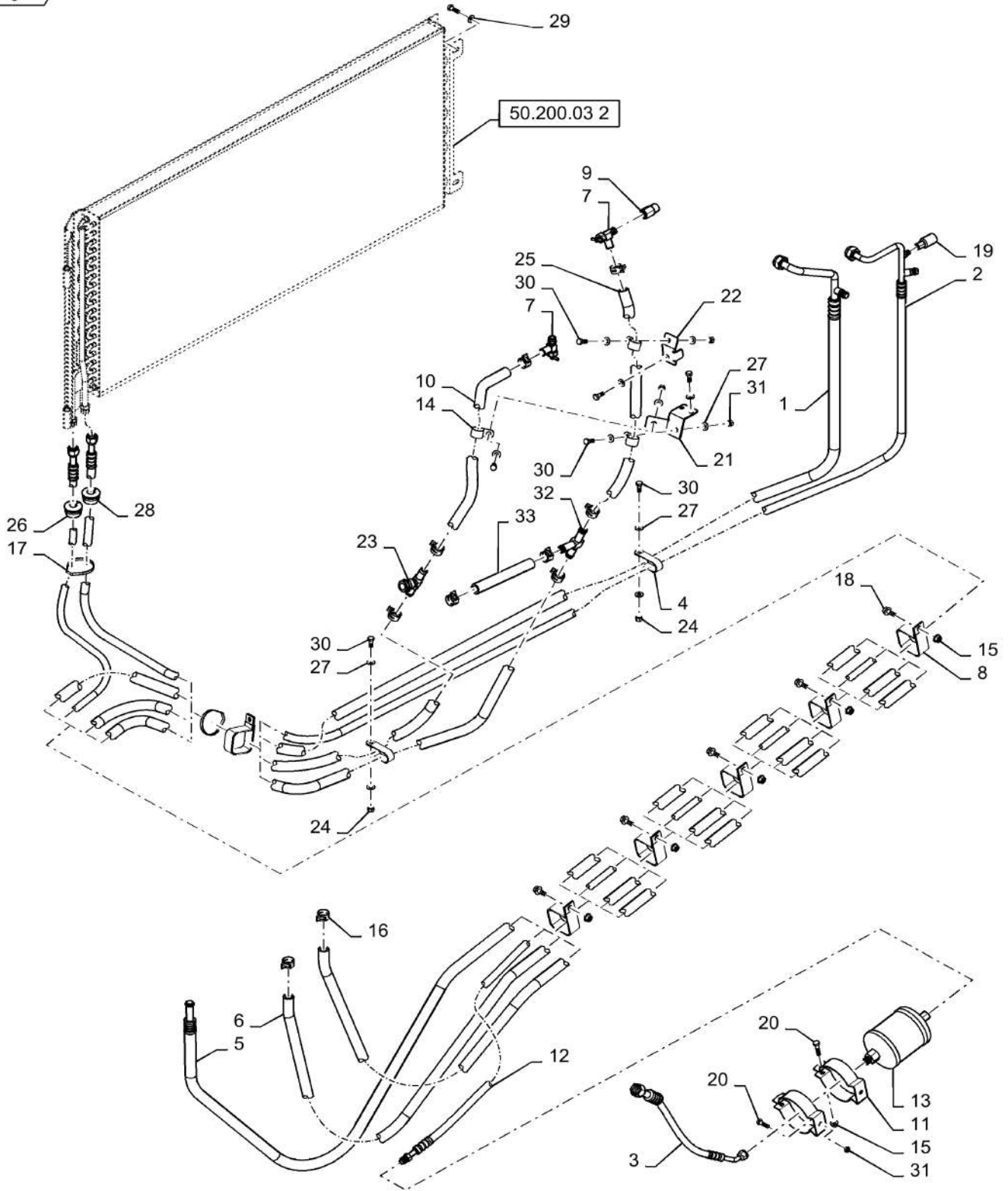
50.200.AB

05

p2

10/201
3

HVAC HOSES, 8230/9230 T4



50.200.AB

05

p2

10/201
3

HVAC HOSES, 8230/9230 T4

REF FN	PART NUMBER	YR/SN	QTY DESCRIPTION
29	412650		2 BELLEVILLE WASHER Belleville, M8
30	120104		9 BOLT Hex, M8 x 1.25 x 20mm, Cl 8.8, Full Thd
31	9706690		5 NUT Hex, M8, 1.25mm Pitch, 6.80mm High, Cl 8, ZND
32	84367016		1 TEE
33	1975733C1		1 HEATER HOSE 15.50 mm ID x 180.00 mm

7230 8230 9230

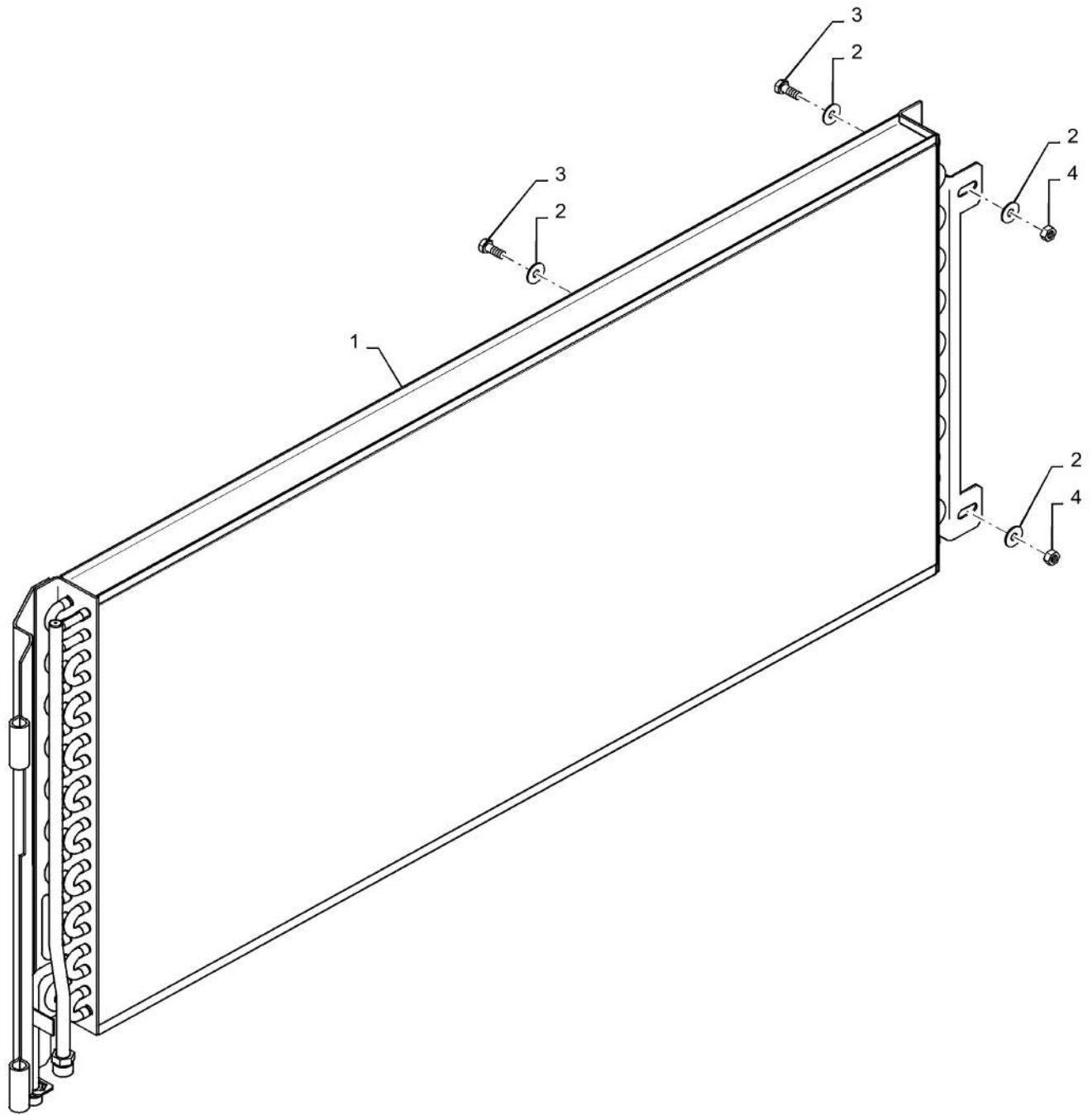
50.200.AK

01

p1

10/201
3

CONDENSER, 7230



50.200.AK

01

p1

10/201
3

CONDENSER, 7230

REF FN	PART NUMBER	YR/SN	QTY DESCRIPTION
1	87389077		1 CONDENSER
2	412650		2 BELLEVILLE WASHER Belleville, M8
3	120104		2 BOLT Hex, M8 x 1.25 x 20mm, Cl 8.8, Full Thd
4	9706690		2 NUT Hex, M8, 1.25mm Pitch, 6.80mm High, Cl 8, ZND

7230 8230 9230

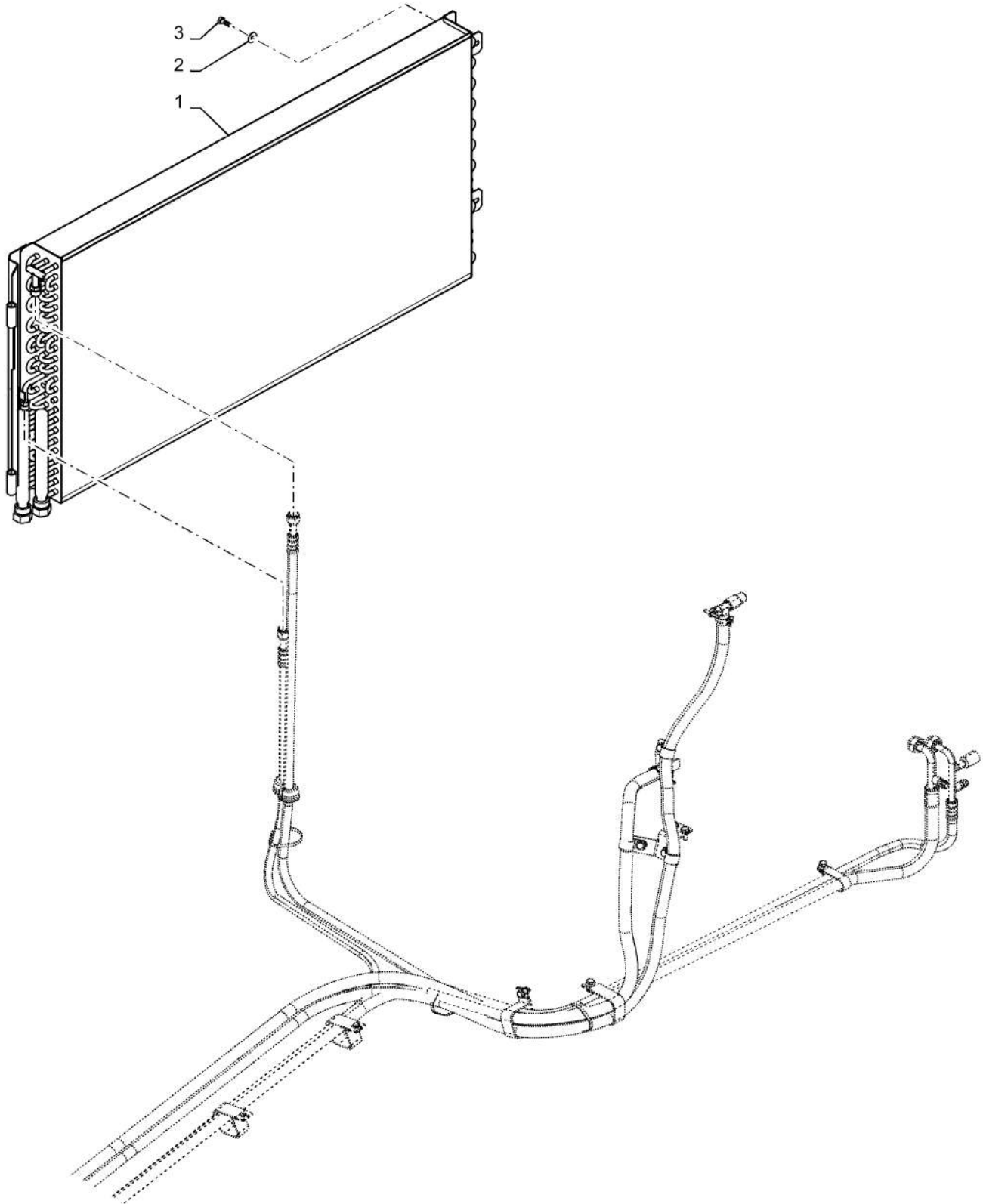
50.200.AK

02

p1

10/201
3

CONDENSER, 8230/9230



50.200.AK

02

p1

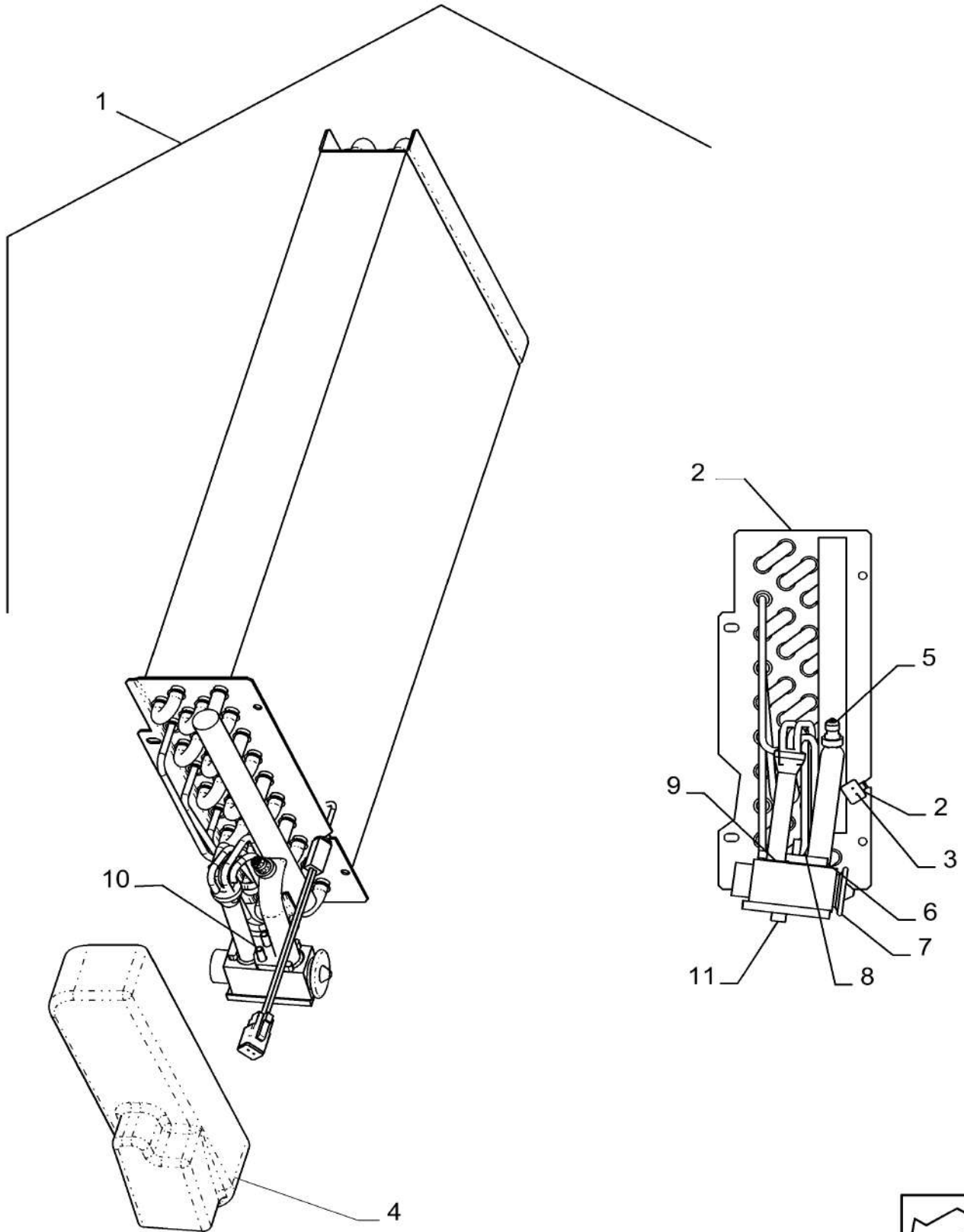
10/201
3

CONDENSER, 8230/9230

REF FN	PART NUMBER	YR/SN	QTY DESCRIPTION
1	84576582		1 COOLER ASSY. 8230/9230 Only
2	412650		2 BELLEVILLE WASHER Belleville, M8
3	120104		2 BOLT Hex, M8 x 1.25 x 20mm, Cl 8.8, Full Thd

7230 8230 9230

EVAPORATOR, ATC AIRCO UNIT



50.200.CA

p1

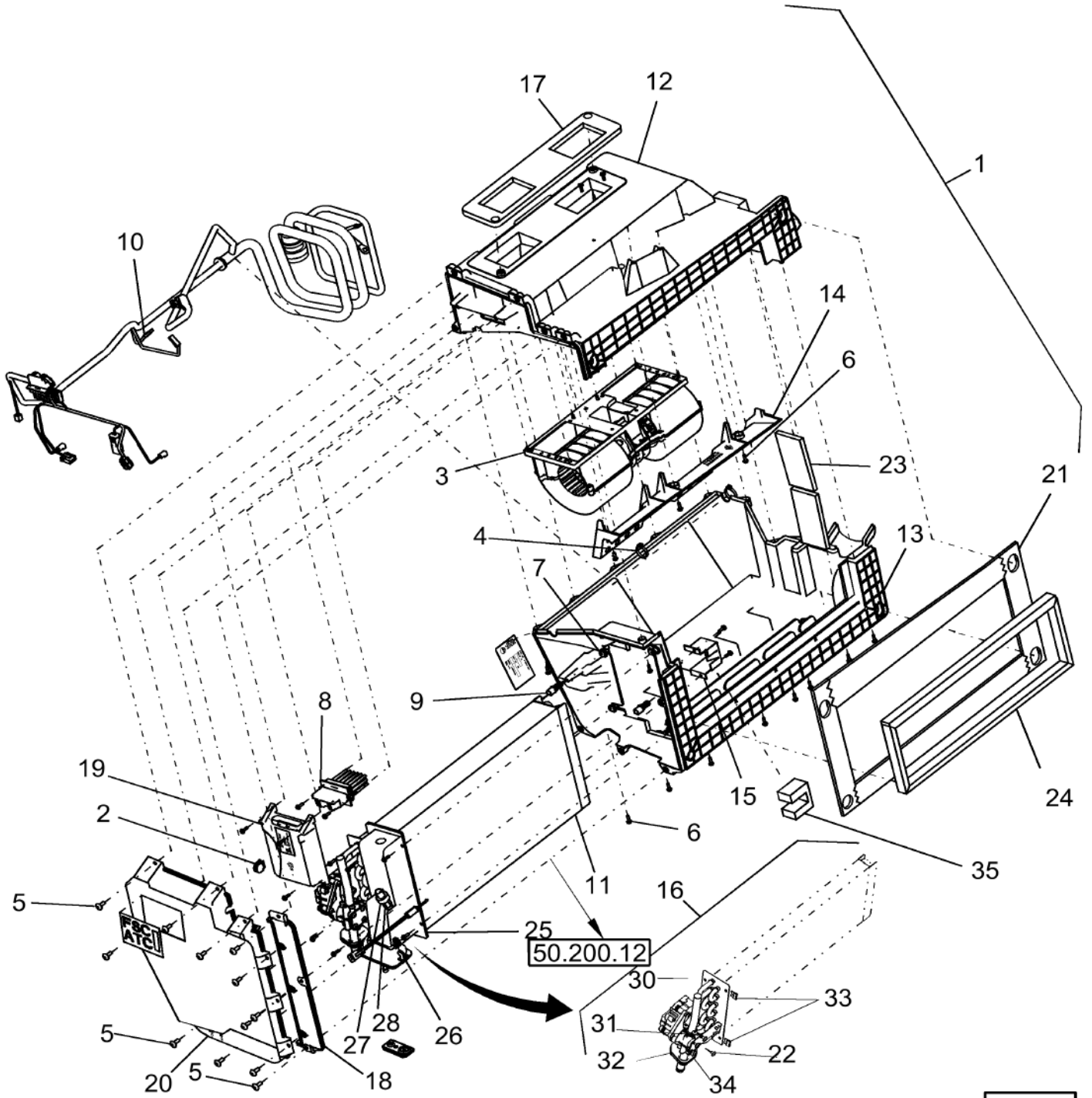
10/201
3

EVAPORATOR, ATC AIRCO UNIT

REF FN	PART NUMBER	YR/SN	QTY DESCRIPTION
1	87754243		1 EVAPORATOR
2	84320222		1 GROMMET
3	87754238		1 SENSOR Evap Temperature Probe
4	PL		1 PROCURE LOCALLY Tape, Insulation
5	1250594C2		1 CORE Valve
6	9827059		1 O-RING 14mm ID x 1.78mm Width
7	82023542		1 THERMAL EXPANSION VALVE
8	84144154		1 MOUNTING PLATE
9	9827058		1 O-RING 10.82mm ID x 1.78mm Width
10	14358921		2 HEX SOC SCREW Hex Soc Hd, M5 x 45, 10.9
11	14305221		1 HEX SOC SCREW Hex Skt, M6 x 16mm, Cl 8.8, Full Thd

7230 8230 9230

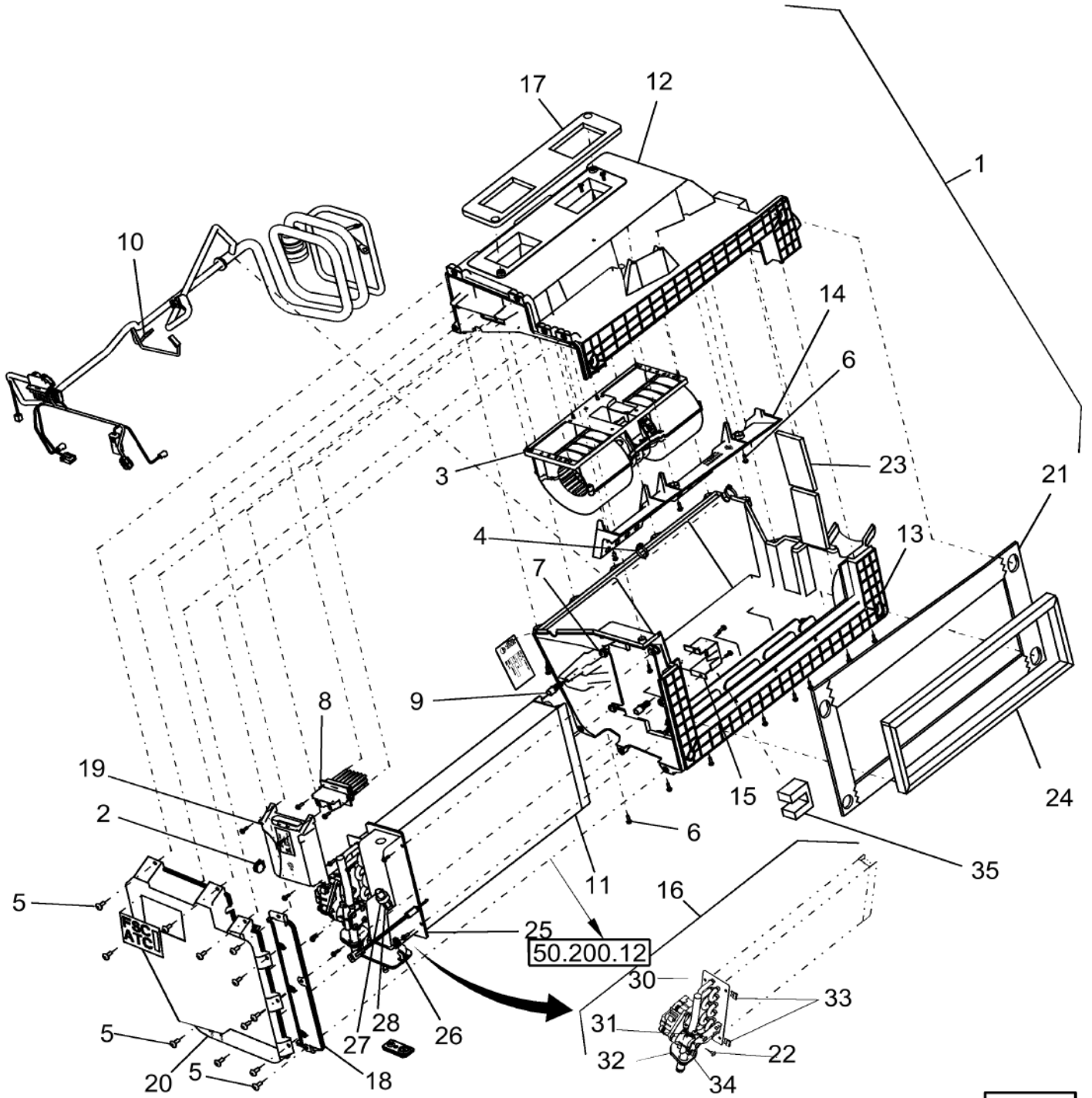
AIRCO UNIT, ATC



AIRCO UNIT, ATC

REF FN	PART NUMBER	YR/SN	QTY DESCRIPTION
1	0C		1 ORDER COMPONENTS Unit, ATC
2	87754247		1 PLUG
3	87663947		1 BLOWER
4	323597		2 CABLE TIE M9 x 165 or M5 x 197
5	87742364		12 SCREW Pan Torx, M6 x 16mm, Cl 8.8
6	87495849		36 SCREW Hex Washer, 14mm PT, Plastic
7	87495851		4 SPRING NUT K50, Plastic
8	87306706		1 TERMINAL CONNECTOR
9	87454442		2 SENSOR
10	87754251		1 WIRE HARNESS ATC W/Cool Box
11	87754243		1 EVAPORATOR
12	87653379		1 HOUSING HVAC Unit, Top
13	87653381		1 HOUSING HVAC Unit, Bottom
14	87655340		1 BAFFLE HVAC Unit
15	NSS		1 NOT SERVICED SEPARATELY Bracket
16	0C		1 ORDER COMPONENTS Coil, Heater; Incl Refs 22, 30 Thru 34
17	87754233		1 GASKET Duct
18	87656838		1 COVER HVAC Unit, Front
19	84143879		1 MODULE
20	87655335		1 COVER HVAC Unit, Rear
21	87754236		1 GASKET Mounting
22	87355939		7 SCREW #8 - 16 x 0.28"
23	87754237		2 GASKET Housing
24	84143878		1 SEAL Recirculation Filter
25	87754232		1 GASKET Evaporator
26	87754230		1 BOOT TXV
27	87323829		1 A/C LOW PRESSURE SWITCH
28	9827060		1 O-RING 7.65mm ID x 1.78mm Width
30	87754225		1 HEATER COIL
31	128359		1 O-RING 0.614" ID x 0.754" OD x 0.07"
32	87754231		1 GROMMET Tube
33	87495850		2 SPRING NUT J, #10
35	84158122		1 SEAL Sensor Housing
			7230 8230 9230

AIRCO UNIT, ATC



50.200.CG

p2

10/201
3

AIRCO UNIT, ATC

REF FN	PART NUMBER	YR/SN	QTY DESCRIPTION
34	87754256		1 HEATER VALVE

7230 8230 9230

SECTION INDEX

Electrical systems

55.015.AB	01	WIRE HARNESS, ENGINE- 7230 T2/T4
55.015.AB	02	WIRE HARNESS, ENGINE 82/9230 T2/T4
55.051.AA		CONTROLS, ATC
55.100.30		WIRE HARNESS, STRAWHOOD, REAR
55.100.AI		WIRE HARNESS, MAIN FRAME, LH
55.100.AX		WIRE HARNESS, STRAWHOOD, FRONT
55.100.AX	01	WIRE HARNESS, THRESHING FRAME
55.100.BZ	01	WIRE HARNESS, REAR, LOWER FRAME
55.101.AA	01	WIRE HARNESS, FRONT, LOWER FRAME
55.101.AA	02	WIRE HARNESS, ENGINE GEARBOX
55.101.AA	03	WIRE HARNESS & IMPLEMENT SOCKET, FRAME, FRONT
55.130.AR		ELECTRICS ON HITCH
55.201.AH		CONSOLE, IGNITION KEY
55.202.AE		COOLANT HEATER
55.302.AH	01	BOX, BATTERY ASSY, STORAGE
55.302.AH	02	BOX, STORAGE ASSY
55.302.AK		BOX, BATTERY ASSY
55.302.AV		BATTERY SYSTEM
55.404.AC	01	CAB, ROTATING BEACON
55.404.AL		LIGHTS, FRONT PLATFORM, WIDE - EU ONLY -
55.404.AQ	01	LIGHTS, HALOGEN CAB ROOF
55.404.AQ	02	LIGHTS, HID CAB ROOF
55.404.AQ	03	LIGHTS, HID CAB ROOF, HIGH DEFINITION
55.404.AQ	04	HEADLIGHT, PLATFORM, FRONT
55.404.BA		LICENSE PLATE MOUNT- EU ONLY
55.404.BM		LIGHTS, REAR - STANDARD - FOR NA, AUSTRALIA
55.404.BO	01	SUPPORT TUBE & HINGE, L.H. REAR TAIL LIGHT PANEL
55.404.BO	02	SUPPORT TUBE & HINGE, R.H. REAR TAIL LIGHT PANEL
55.404.CL	01	LIGHTS, FRONT PLATFORM - STANDARD - EU ONLY -
55.404.CL	02	R.H. WARNING LIGHT, USED WITH L.H. PLATFORM & EXTENSIONS
55.404.CN	01	LIGHTS, SERVICE
55.404.CN	02	INSPECTION LAMP
55.404.CU	01	LIGHT, UNLOADING AUGER
55.404.CU	02	HARNESS, UNLOADING TUBE, HIGH SPEED
55.404.CU	02	SIGNAL PLATES FOR UNLOADING TUBE; EUROPE ONLY

SECTION INDEX

Electrical systems

55.404.CU	03	DIA KIT: UNLOADING TUBE SIGNAL PLATES, HC (HIGH
55.421.AX		FEEDER ELECTRIC
55.423.AC		SENSOR, TAILINGS VOLUME
55.424.02		MOISTURE SENSOR
55.426.AA	01	GRAIN FLOW SENSOR
55.426.AA	02	ROTOR LOSS SENSOR
55.426.AD	01	MOISTURE SENSOR
55.426.AD	02	GRAIN FLOW/MOISTURE SENSOR
55.426.AH	01	WIRE HARNESS, GRAIN TANK
55.426.AH	02	WIRING HARNESS, GRAIN TANK COVER, 315 & 350 BUSHEL
55.510.AF	01	CAB, ELECTRICAL
55.510.AH		CAB ROOF ELECTRICAL
55.510.AH		CAB ROOF ELECTRICAL
55.512.AA	01	RADIO, ANTENNA, SPEAKER
55.512.AA	01	RADIO
55.512.AA	02	ANTENNA, BUSINESS BAND
55.512.BL	01	PROPULSION HANDLE
55.518.AT		SYSTEM, WINDSHIELD WASHER
55.518.AV		WINDSHIELD WASHER FLUID SPRAY NOZZLE
55.518.AW		WIPER
55.520.AC		REMOTE SIEVE SWITCH ASSY
55.628.AP		ADJUSTER, CONCAVE T2/T4
55.628.AQ		POTENTIOMETER, CONCAVE ADJUST
55.640.AG	01	12/24V CONVERTER- MODULE EQUALIZER
55.640.BH	01	BRIDGE, H, ASSY
55.680.AA		HARNESS, STEERING VALVE, AUTOGUIDANCE
55.680.AL		AUTO GUIDANCE-READY, STEERING WHEEL SENSOR
55.680.AM		SMART STEER AUTO-GUIDANCE KIT - EDGE DETECTION
55.680.AN	01	CONTROLLER, MODULE, AUXILIARY STEERING,
55.785.AC		AUTO GUIDANCE-READY, AFS252 COMPLETING EXT
55.902.AA		MONITOR, MOUNTING PARTS
55.911.AA		GPS MOUNT
55.988.AD	01	WIRE HARNESS, SCR TREATMENT, 7230 T4
55.988.AD	02	WIRE HARNESS, SCR TREATMENT, 82/9230 T4

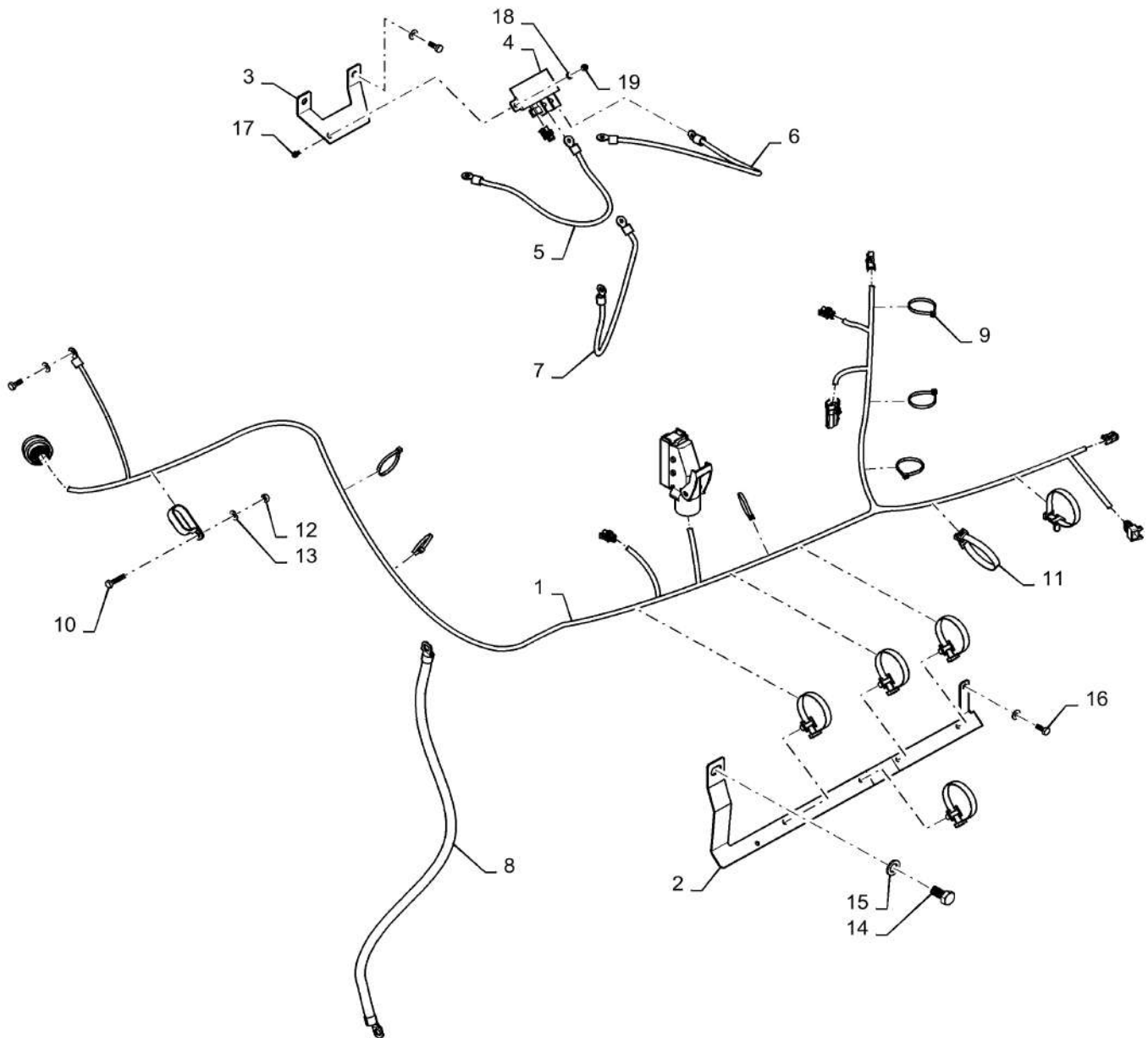
55.015.AB

01

p1

10/201
3

WIRE HARNESS, ENGINE- 7230 T2/T4



55.015.AB

01

p1

10/201
3**WIRE HARNESS, ENGINE- 7230 T2/T4**

REF FN	PART NUMBER	YR/SN	QTY DESCRIPTION
1	84575520		1 WIRE HARNESS Cursor 9 Engine
2	87583801		1 BRACKET
3	87582545		1 BRACKET Relay Mounting
4	86619908		1 RELAY Cold Start
5	86611285		1 ELECTRICAL WIRE Single Wire, 500mm, Eyelets On Each End, White
6	86611286		1 ELECTRICAL WIRE Single Wire, 400mm, Eyelets On Each End, Red
7	86611287		1 ELECTRICAL WIRE Single Wire, 440mm, Eyelets On Each End, Black
8	84368085		1 POS BATTERY CABLE
9	86566989		7 CABLE TIE M4.75 x 190.5 L
10	43128		1 BOLT Hex, M8 x 1.25 x 30.00mm, CI 8.8, ZND
11	87000220		1 HOSE CLAMP
12	9706690		1 NUT Hex, M8, 1.25mm Pitch, 6.80mm High, CI 8, ZND
13	322358		5 BELLEVILLE WASHER M8
14	43167		1 BOLT Hex, M16 x 30mm, CI 8.8, Full Thd
15	140020		1 WASHER M16 x 30 x 3
16	120104		4 BOLT Hex, M8 x 1.25 x 20mm, CI 8.8, Full Thd
17	86508568		2 BOLT Hex, M6 x 16mm, CI 8.8, Full Thd
18	86588450		2 WASHER M6 x 12 x 1.6 Thk
19	353308		2 NUT M6 x 1, CI 8

7230 8230 9230

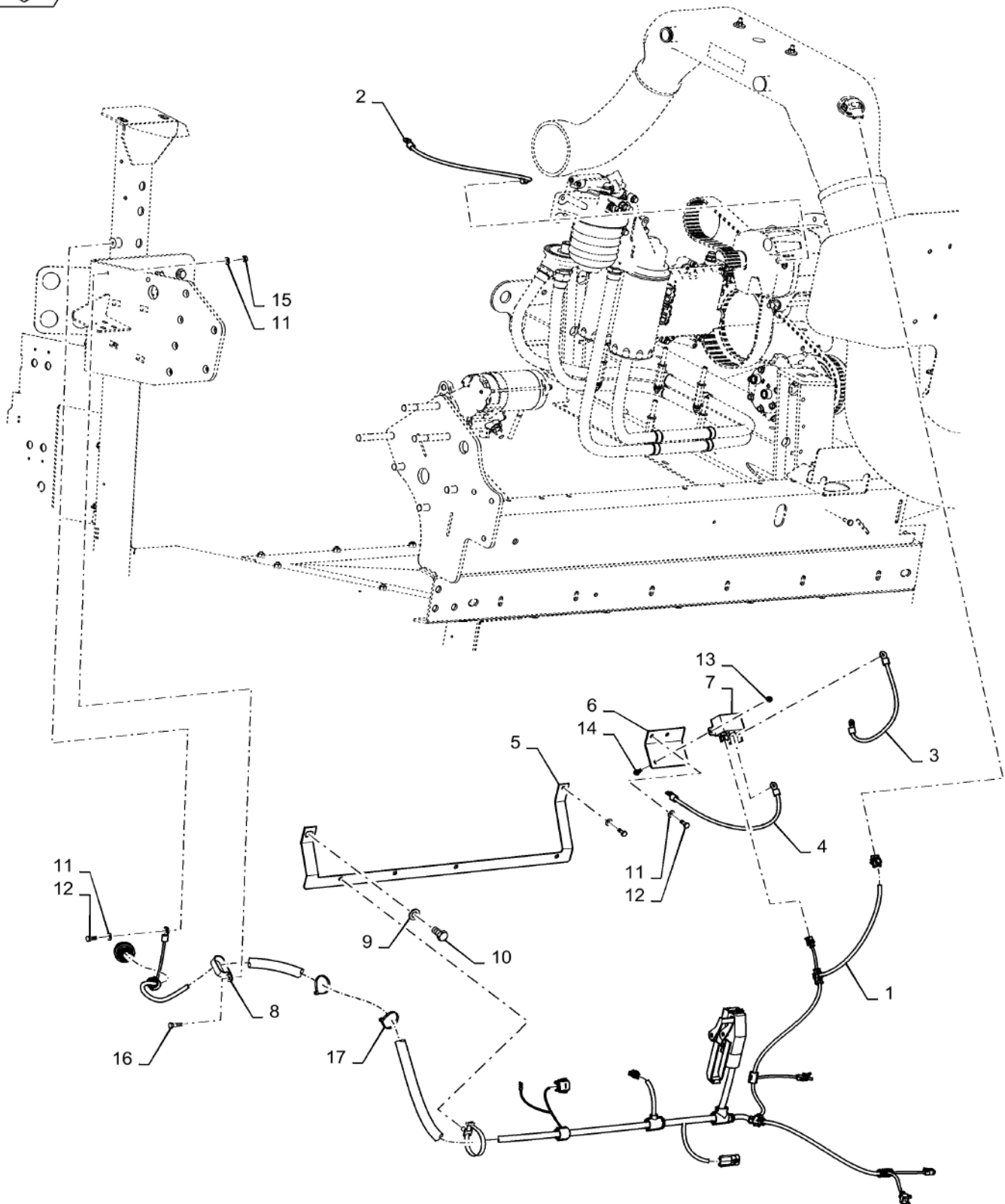
55.015.AB

02

p1

10/201
3

WIRE HARNESS, ENGINE 82/9230 T2/T4



55.015.AB

02

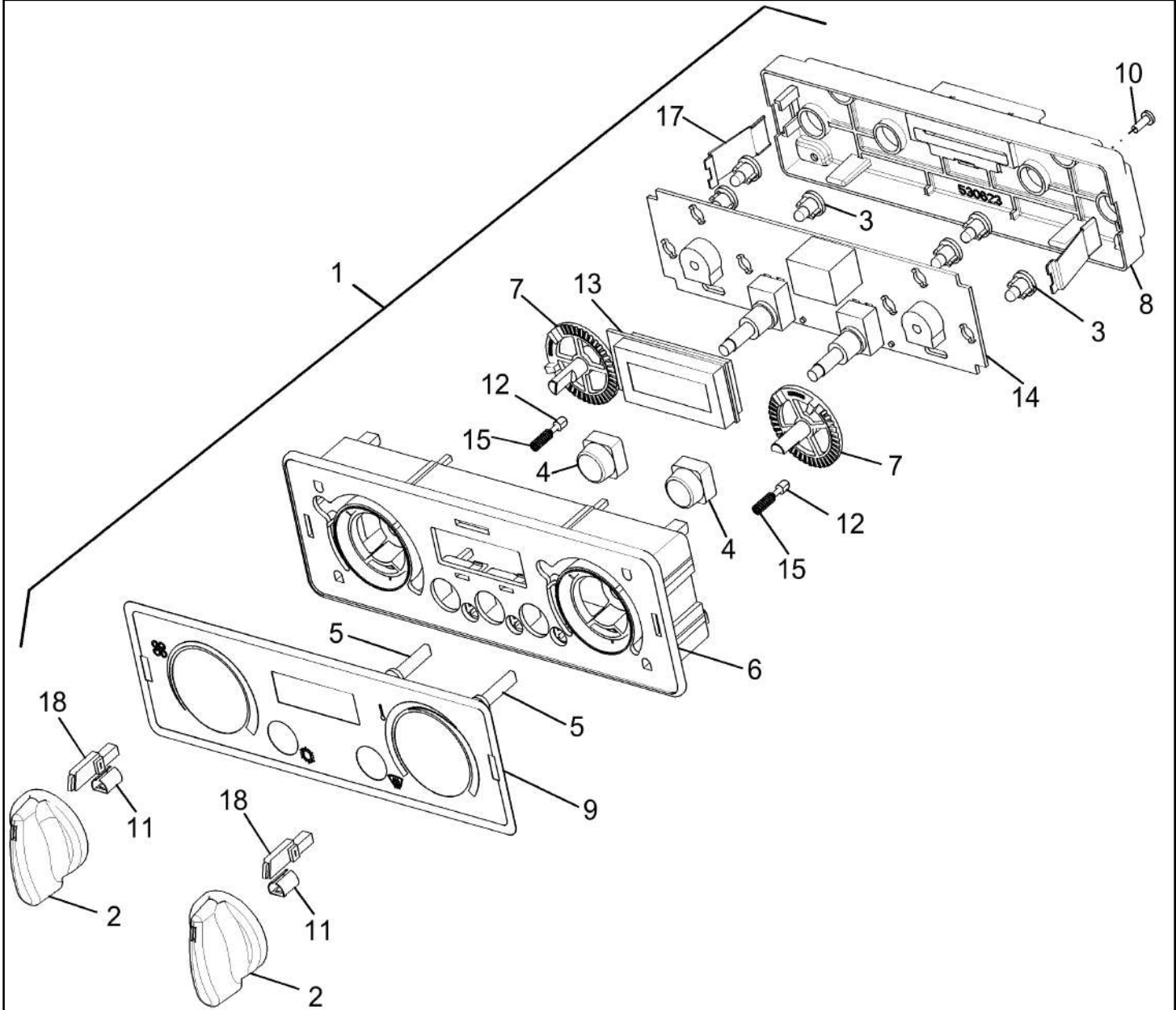
p1

10/201
3**WIRE HARNESS, ENGINE 82/9230 T2/T4**

REF FN	PART NUMBER	YR/SN	QTY DESCRIPTION
1	84575522		1 WIRE HARNESS Cursor 13
2	86611287		1 ELECTRICAL WIRE Single Wire, 440mm, Eyelet On Each End, Black
3	86611286		1 ELECTRICAL WIRE Single Wire, 400mm, Eyelet On Each End, Red
4	86611285		1 ELECTRICAL WIRE Single Wire, 500mm, Eyelet On Each End, White
5	87688537		1 SUPPORT ASSY.
6	87679268		1 BRACKET Relay Mount
7	86619908		1 RELAY Cold Start
8	87000220		1 HOSE CLAMP
9	140020		1 WASHER M16 x 30 x 3
10	43167		1 BOLT Hex, M16 x 30mm, CI 8.8, Full Thd
11	322358		5 BELLEVILLE WASHER M8
12	120104		4 BOLT Hex, M8 x 1.25 x 20mm, CI 8.8, Full Thd
13	353308		2 NUT M6 x 1, CI 8
14	86508568		2 BOLT Hex, M6 x 16mm, CI 8.8, Full Thd
15	9706690		1 NUT Hex, M8, 1.25mm Pitch, 6.80mm High, CI 8, ZND
16	43128		1 BOLT Hex, M8 x 1.25 x 30.00mm, CI 8.8, ZND
17	86566989		2 CABLE TIE M4.75 x 190.5 L

7230 8230 9230

CONTROLS, ATC



CONTROLS, ATC

REF FN	PART NUMBER	YR/SN	QTY DESCRIPTION
1	87740399		1 CONTROL UNIT ATC
2	NSS		2 NOT SERVICED SEPARATELY
3	87107596		6 BULB
4	NSS		2 NOT SERVICED SEPARATELY CAP, Pushbutton (Bergstrom 525813)
5	NSS		2 NOT SERVICED SEPARATELY Light Pipe, Control (530619)
6	NSS		1 NOT SERVICED SEPARATELY COVER, Control (530621)
7	NSS		2 NOT SERVICED SEPARATELY SHAFT, Potentiometer (530622)
8	NSS		1 NOT SERVICED SEPARATELY HOUSING, Rear (530623)
9	NSS		1 NOT SERVICED SEPARATELY OVERLAY, Control (585477)
10	NSS		4 NOT SERVICED SEPARATELY SCREW, Plastic (620026)
11	NSS		2 NOT SERVICED SEPARATELY SLEEVE, Shaft (630049)
12	NSS		2 NOT SERVICED SEPARATELY DETENT (525706)
13	NSS		1 NOT SERVICED SEPARATELY LCD Assembly (651278)
14	NSS		1 NOT SERVICED SEPARATELY Light Board Assembly (651277)
15	NSS		2 NOT SERVICED SEPARATELY SPRING, Detent (695015)
17	NSS		2 NOT SERVICED SEPARATELY CLIP, Spring (454312)
18	NSS		2 NOT SERVICED SEPARATELY Light Pipe, Knob (525701)

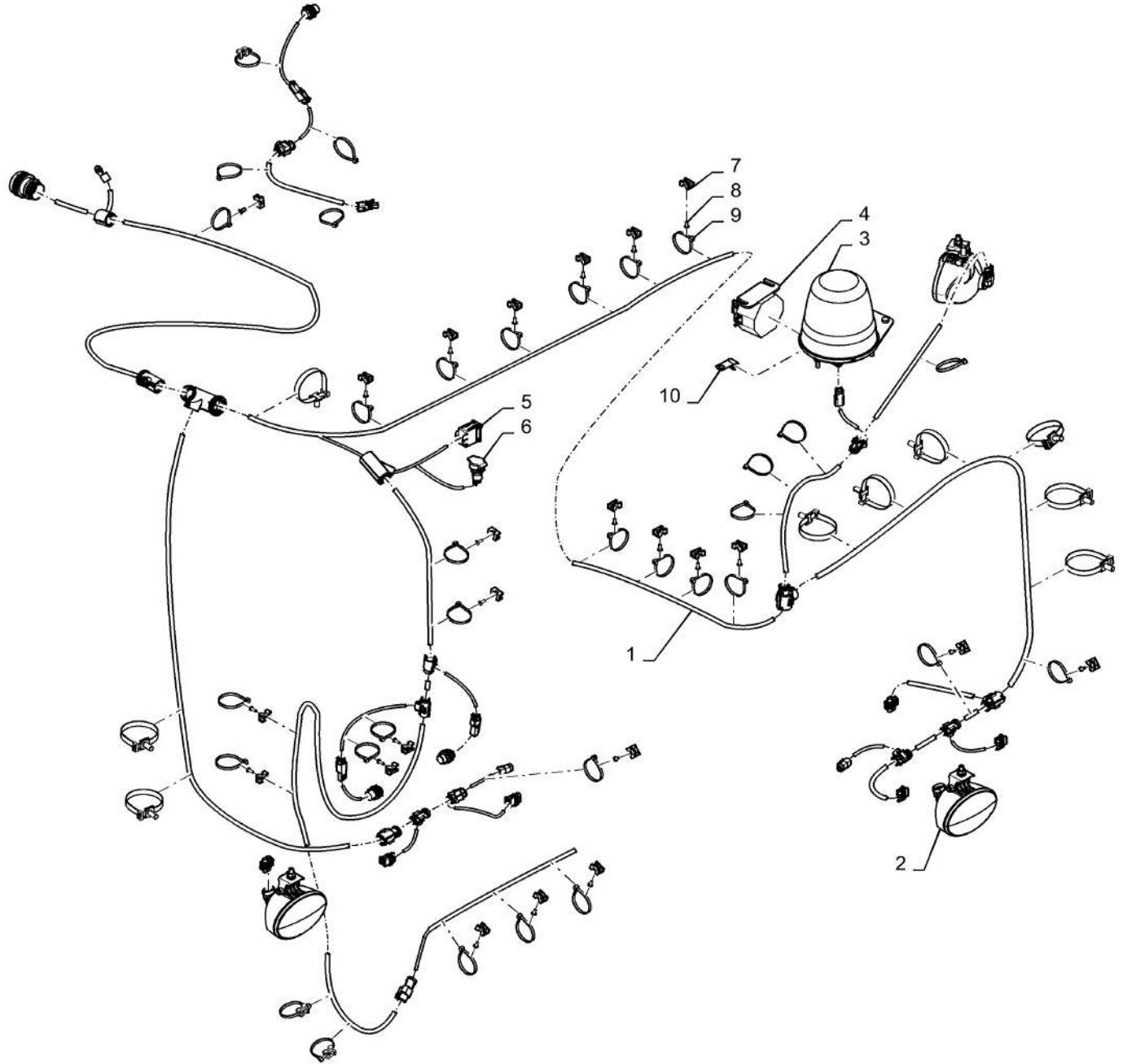
7230 8230 9230

55.100.30

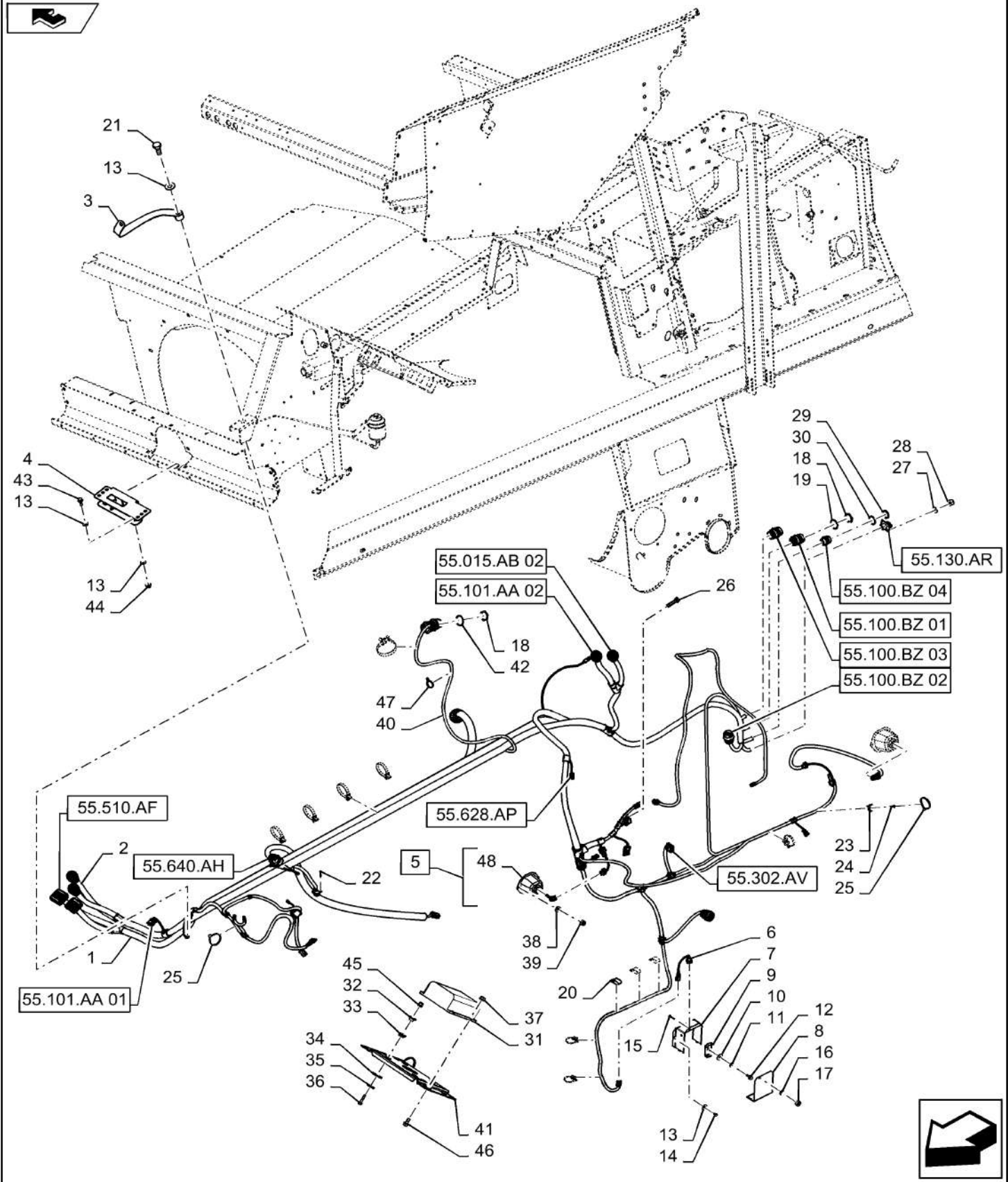
p1

10/201
3

WIRE HARNESS, STRAWHOOD, REAR



WIRE HARNESS, MAIN FRAME, LH

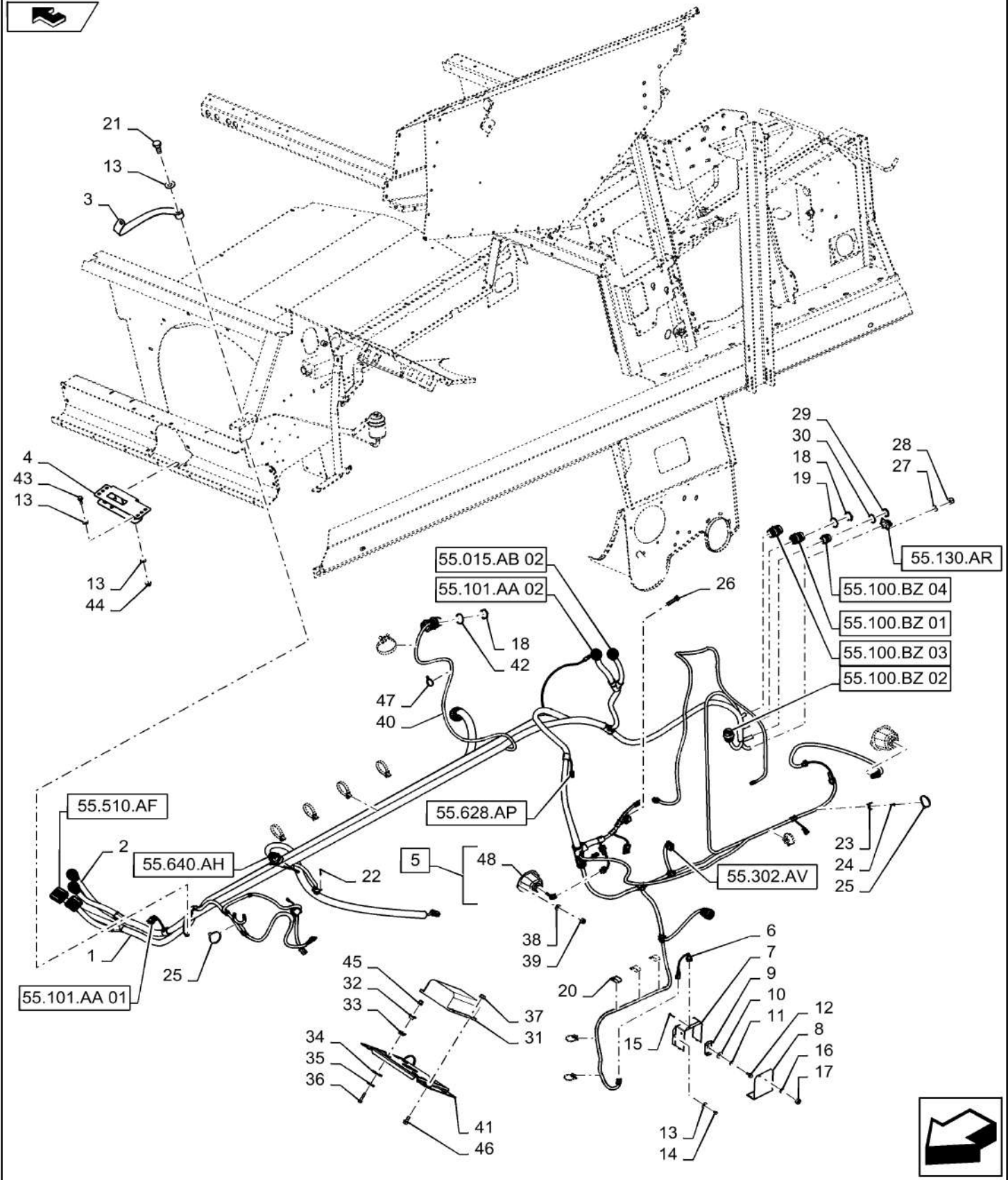


WIRE HARNESS, MAIN FRAME, LH

REF FN	PART NUMBER	YR/SN	QTY DESCRIPTION
1	47427775		1 WIRE HARNESS Main Chassis, LH
2	47466844		1 WIRE HARNESS MF Expansion
3	86534915		1 GROUND CABLE
4	84476088		1 BRACKET Front Frame Harness Tiedown Bracket
5	86590412		2 LAMP Sieve Light, Incl 48
6	87342073		1 SENSOR Cleaning Fan RPM
7	87644336		1 COVER Cleaning Fan Sensor
8	87036591		1 COVER Front Panel, Cleaning Fan Sensor
9	87108836		1 PLATE Cleaning Fan RPM Pickup
10	140042		1 WASHER M10 x 34 x 3
11	140045		1 BELLEVILLE WASHER M10
12	87698836		1 BOLT Hvy Hex Flg, M10 x 25mm, CI 10.9, Full Thd
13	322358		7 BELLEVILLE WASHER M8
14	336199		2 BOLT Hex, M8 x 1.25 x 12mm, CI 8.8, Full Thd
15	86508568		5 BOLT Hex, M6 x 16mm, CI 8.8, Full Thd
16	322357		1 BELLEVILLE WASHER M6
17	9706755		1 NUT M6, CI 8
18	86619907		4 NUT 1.6875"-18
19	636665		3 LOCK WASHER M43 x 4.75 x 1.575 Thk
20	134577		3 CLIP J
21	120104		1 BOLT Hex, M8 x 1.25 x 20mm, CI 8.8, Full Thd
22	50773		2 SELF-TAP SCREW #6
23	86590413		21 BASE Wire Tie
24	445394		21 RIVET Pop, M4.8 x 12.7
25	86566989		33 CABLE TIE M4.75 x 190.5 L
26	412255		6 BOLT Hex, M4 x 0.7 x 20mm, CI 8.8, Full Thd
27	9824840		6 WASHER 4.30mm ID x 9mm OD x 0.80mm

7230 8230 9230

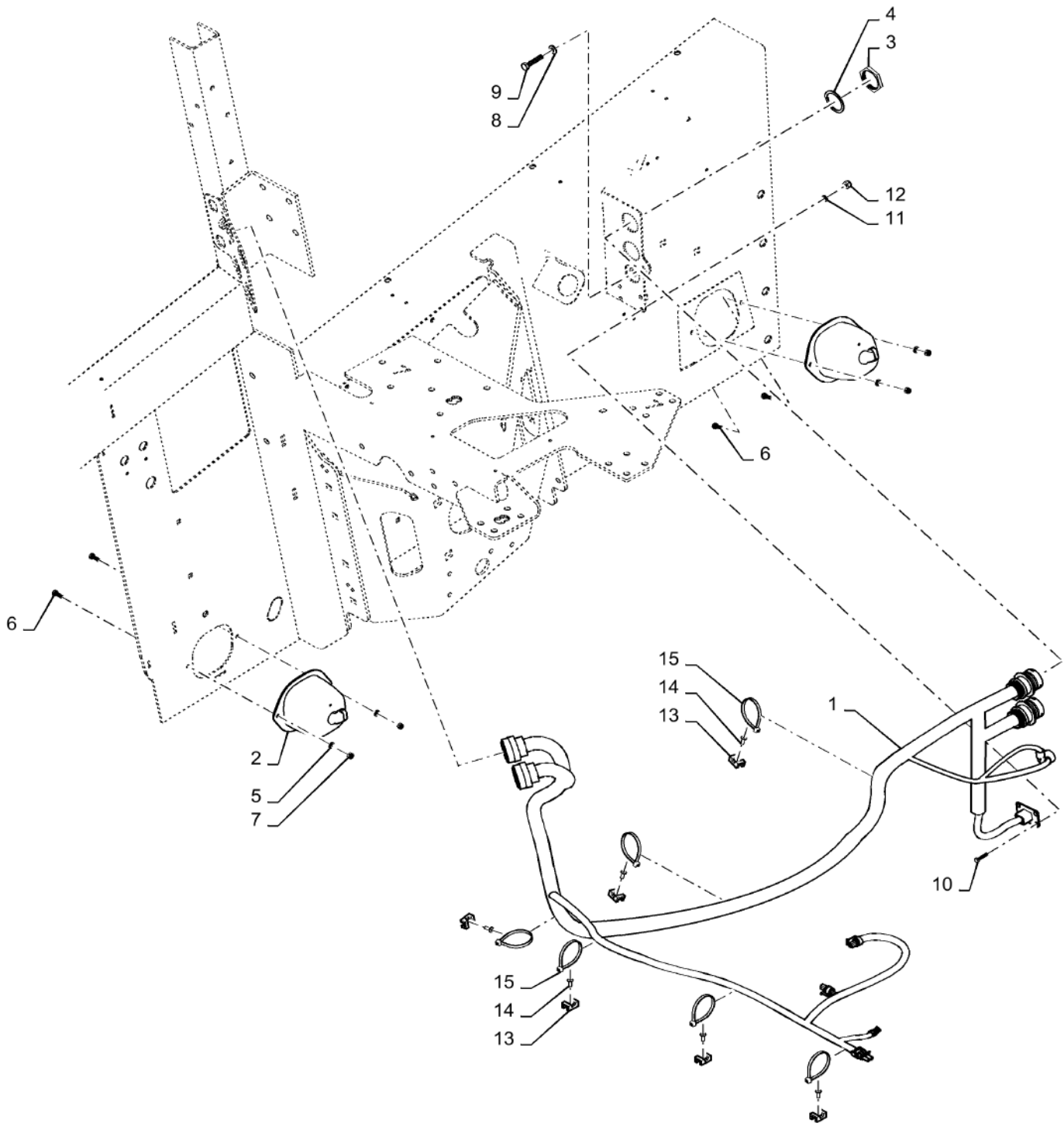
WIRE HARNESS, MAIN FRAME, LH



WIRE HARNESS, MAIN FRAME, LH

REF FN	PART NUMBER	YR/SN	QTY DESCRIPTION
28	385681		6 NUT M4 x .7, CI 8
29	9861348		1 NUT 1 1/2"-18
30	9861349		1 LOCK WASHER M38 x 1.57 Thk
31	84172704		1 MODULE Electronic Load Equalizer
32	47131603		4 PAD Elastic Plug
33	47131590		4 SPACER Washer
34	87672920		4 RUBBER SEAL 30mm X 25mm X 3mm
35	87317427		4 WASHER 0.281 in X 1 in X 0.109 in
36	87698760		4 BOLT Flange, M6 X 30mm 10.9
37	86050300		4 FLANGE NUT M6 x 1, Flg, CI10
38	86588450		4 WASHER M6 x 12 x 1.6 Thk
39	353308		4 NUT M6 x 1, CI 8
40	47501325		1 WIRE HARNESS Graitank To Unload Tube
41	47395226		1 MOUNT Plate
42	84420455		1 LOCK WASHER #24
43	87698833		2 BOLT Hvy Hex Flg, M8 x 25mm, CI 10.9, Full Thd
44	86507066		2 FLANGE NUT M8 x 1.25, Flg, CI 10
45	87284531		4 NUT M8
46	87656137		4 BOLT Hvy Hex, M8 x 20mm, CI 10.9
47	87668737		8 STRAP Fir Tree Assy
48	9847313		2 BULB #894, 12V, 37.5W Services 5
			7230 8230 9230

WIRE HARNESS, STRAWHOOD, FRONT



WIRE HARNESS, STRAWHOOD, FRONT

REF FN	PART NUMBER	YR/SN	QTY DESCRIPTION
1	84511547		1 WIRE HARNESS Straw Hood
2	86590412		2 LAMP
3	86619907		2 NUT 1.6875"-18
4	636665		2 LOCK WASHER M43 x 4.75 x 1.575 Thk
5	86588450		4 WASHER M6 x 12 x 1.6 Thk
6	86508568		4 BOLT Hex, M6 x 16mm, Cl 8.8, Full Thd
7	353308		4 NUT M6 x 1, Cl 8
8	322358		1 BELLEVILLE WASHER M8
9	120104		1 BOLT Hex, M8 x 1.25 x 20mm, Cl 8.8, Full Thd
10	412255		2 BOLT Hex, M4 x 0.7 x 20mm, Cl 8.8, Full Thd
11	9824840		2 WASHER 4.30mm ID x 9mm OD x 0.80mm
12	{358681}		2
13	86590413		7 BASE
14	445394		7 RIVET Pop, M4.8 x 12.7
15	86566989		7 CABLE TIE M4.75 x 190.5 L
			7230 8230 9230

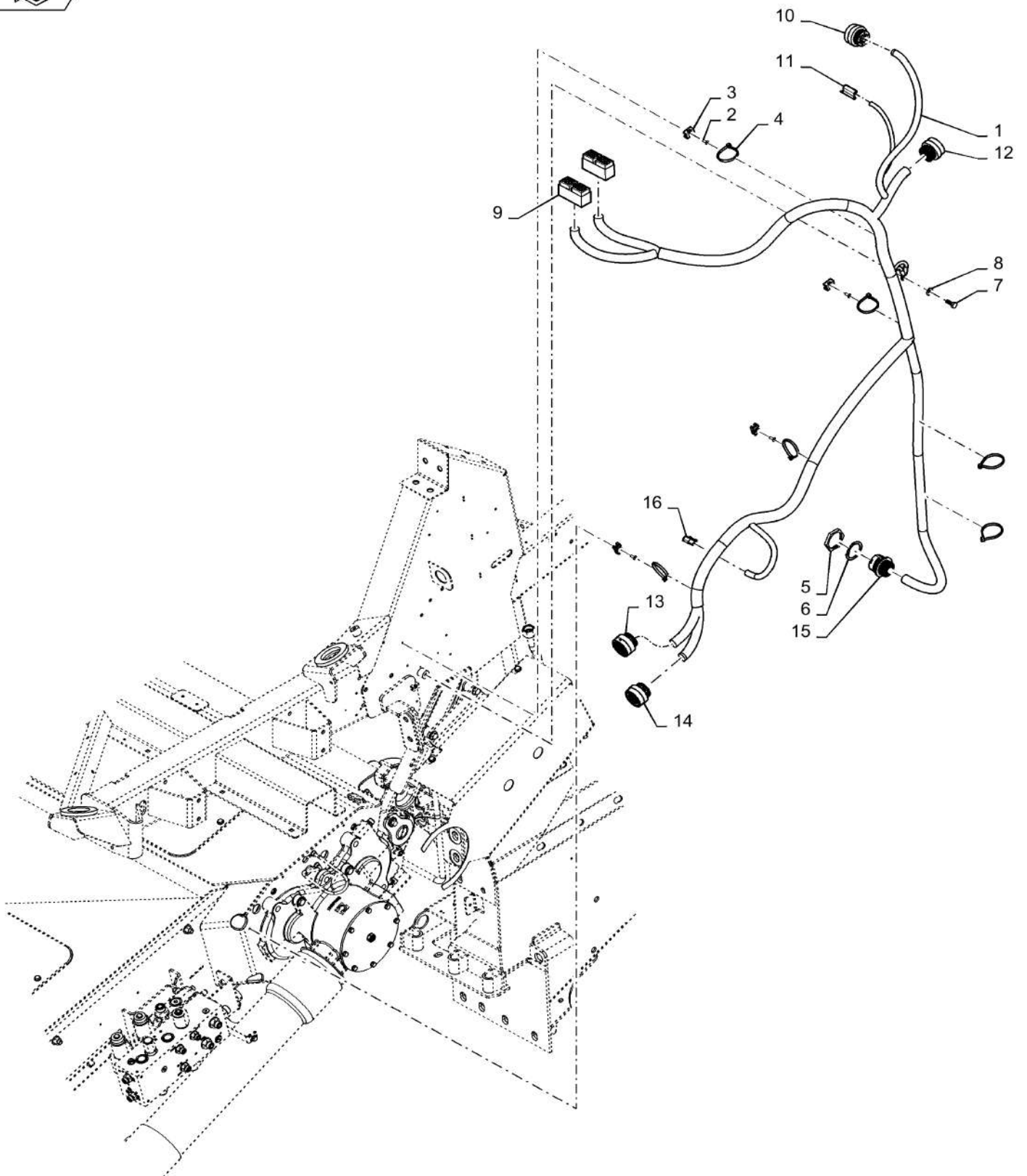
55.100.AX

01

p1

10/201
3

WIRE HARNESS, THRESHING FRAME



55.100.AX

01

p1

10/201
3**WIRE HARNESS, THRESHING FRAME**

REF FN	PART NUMBER	YR/SN	QTY DESCRIPTION
1	84511546		1 WIRE HARNESS Front Frame
2	445394		5 RIVET Pop, M4.8 x 12.7
3	86590413		5 BASE
4	86566989		7 CABLE TIE M4.75 x 190.5 L
5	86619907		1 NUT 1.6875"-18
6	636665		1 LOCK WASHER M43 x 4.75 x 1.575 Thk
7	120104		1 BOLT Hex, M8 x 1.25 x 20mm, Cl 8.8, Full Thd
8	322358		1 BELLEVILLE WASHER M8
9	225414C1		2 SOCKET/RECEPTACLE To CCM 1 and 2
10	87703942		1 ELEC CONNECTOR To Cab Main Harness
11	87697530		1 ELEC CONNECTOR To Separator Blower
12	87704522		1 ELEC CONNECTOR To Main Frame Harness
13	87704522		1 ELEC CONNECTOR To Feeder
14	87704434		1 ELEC CONNECTOR To Feeder Valve Stack
15	87696772		1 ELEC CONNECTOR To lower Frame Harness
16	87695580		1 CONTACT HOUSING Female, 3 Pole To Feeder RPM Sensor
			7230 8230 9230

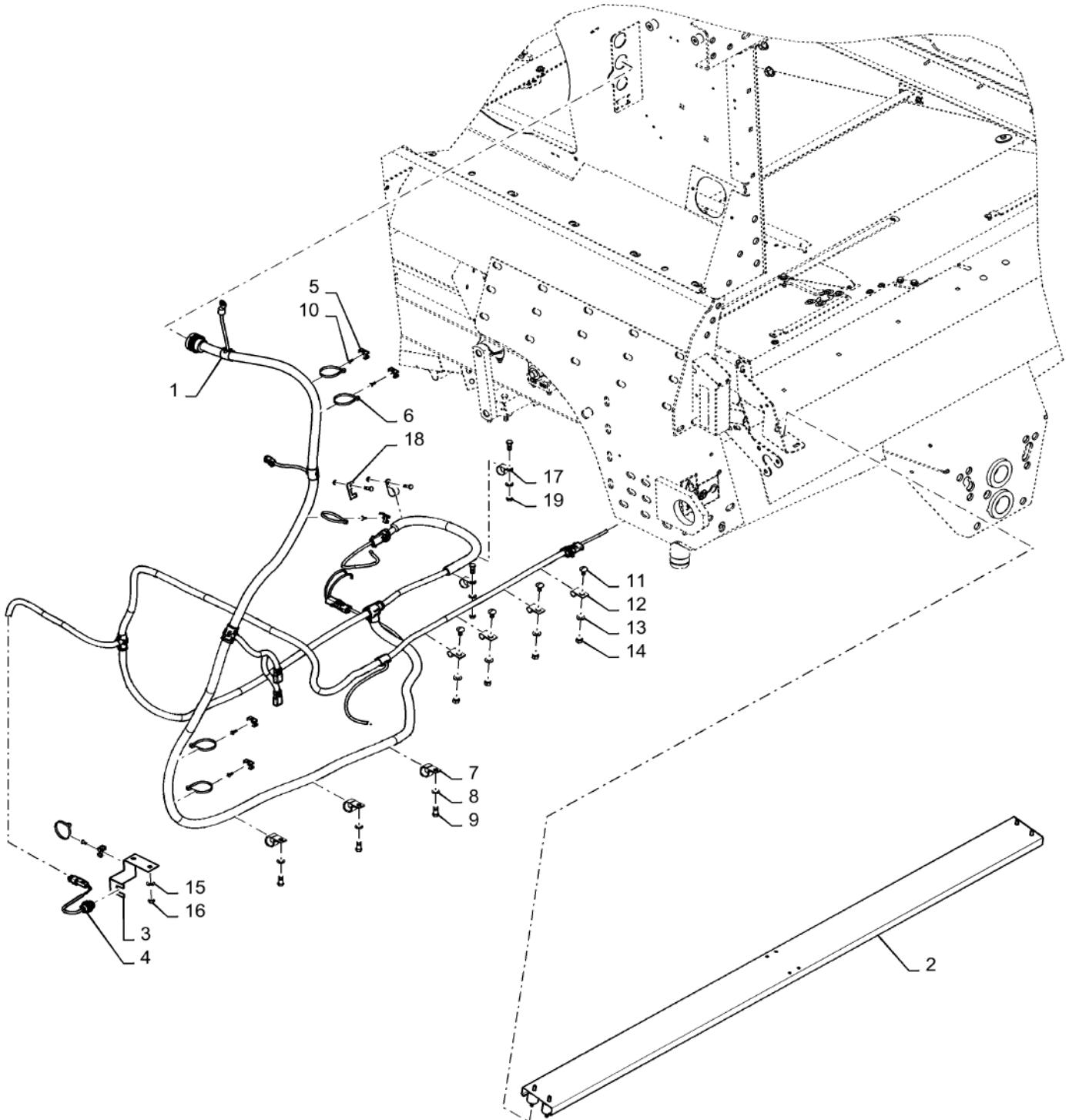
55.100.BZ

01

p1

10/201
3

WIRE HARNESS, REAR, LOWER FRAME



55.100.BZ

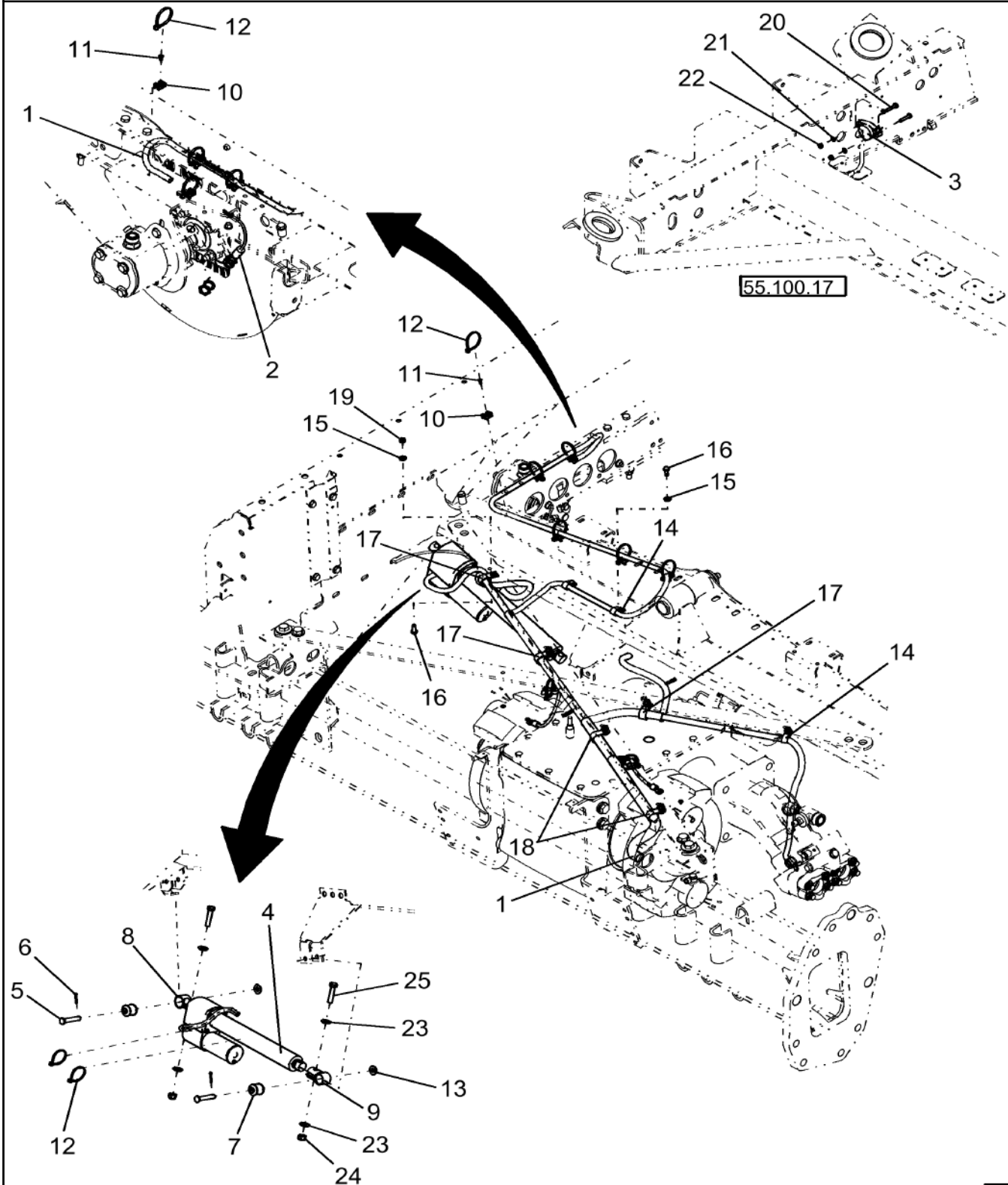
01

p1

10/201
3**WIRE HARNESS, REAR, LOWER FRAME**

REF FN	PART NUMBER	YR/SN	QTY DESCRIPTION
1	84575531		1 WIRE HARNESS Rear Lower Frame
2	47403727		1 SENSOR Sieve Loss
3	84327003		1 BRACKET Shaker Speed Sensor
4	87342073		1 SENSOR Shaker Speed
5	86590413		10 BASE Wire Tie
6	86566989		15 CABLE TIE M4.75 x 190.5 L
7	619284		3 CLAMP 15/16", Insul, 3/8" Bolt
8	322357		8 BELLEVILLE WASHER M6
9	120100		7 BOLT Hex, M6 x 1 x 20mm, CI 8.8
10	445394		10 RIVET Pop, M4.8 x 12.7
11	86619060		4 CARRIAGE BOLT Sht Sq Nk, M8 x 16mm, CI 8.8, Full Thd
12	86010402		4 CLAMP 1/2", Insul, 3/8" Bolt
13	322358		4 BELLEVILLE WASHER M8
14	9706690		4 NUT Hex, M8, 1.25mm Pitch, 6.80mm High, CI 8, ZND
15	412649		2 BELLEVILLE WASHER Belleville, M6
16	353308		2 NUT M6 x 1, CI 8
17	87591913		3 CLAMP
18	87013667		1 CLIP
19	9706755		4 NUT M6, CI 8
			7230 8230 9230

WIRE HARNESS, FRONT, LOWER FRAME



55.101.AA

01

p1

10/201
3**WIRE HARNESS, FRONT, LOWER FRAME**

REF FN	PART NUMBER	YR/SN	QTY DESCRIPTION
1	47403289		1 WIRE HARNESS
2	87342073		1 SENSOR SB, Cleaning Fan RPM
3	87026294		1 SENSOR Inclination
4	87522008		1 ACTUATOR
5	412118		2 CLEVIS PIN M12 x 65
6	130004		2 COTTER PIN M3.2 x 25
7	445913		2 RUBBER BUSHING
8	753565		1 CLAMP
9	921250		1 CLAMP
10	86590413		8 BASE
11	445394		8 RIVET Pop, M4.8 x 12.7
12	86566989		12 CABLE TIE M4.75 x 190.5 L
13	378245		2 WASHER M13 x 28 x 2 Thk
14	9706748		3 CLAMP 5/8", Insul, 5/16" Bolt
15	322358		8 BELLEVILLE WASHER M8
16	120104		8 BOLT Hex, M8 x 1.25 x 20mm, Cl 8.8, Full Thd
17	619284		3 CLAMP 15/16", Insul, 3/8" Bolt
18	9827902		2 CLAMP 1", Insul, 3/8" Bolt
19	9706690		6 NUT Hex, M8, 1.25mm Pitch, 6.80mm High, Cl 8, ZND
20	43117		2 SCREW Hex, M6 x 1 x 30mm, Cl 8.8
21	86588450		2 WASHER M6 x 12 x 1.6 Thk
22	353308		2 NUT M6 x 1, Cl 8
23	140046		4 BELLEVILLE WASHER Belleville, M12
24	100038		2 NUT M12 x 1.75, Cl 8
25	300512		2 BOLT Hex, M12 x 55, 8.8
			7230 8230 9230

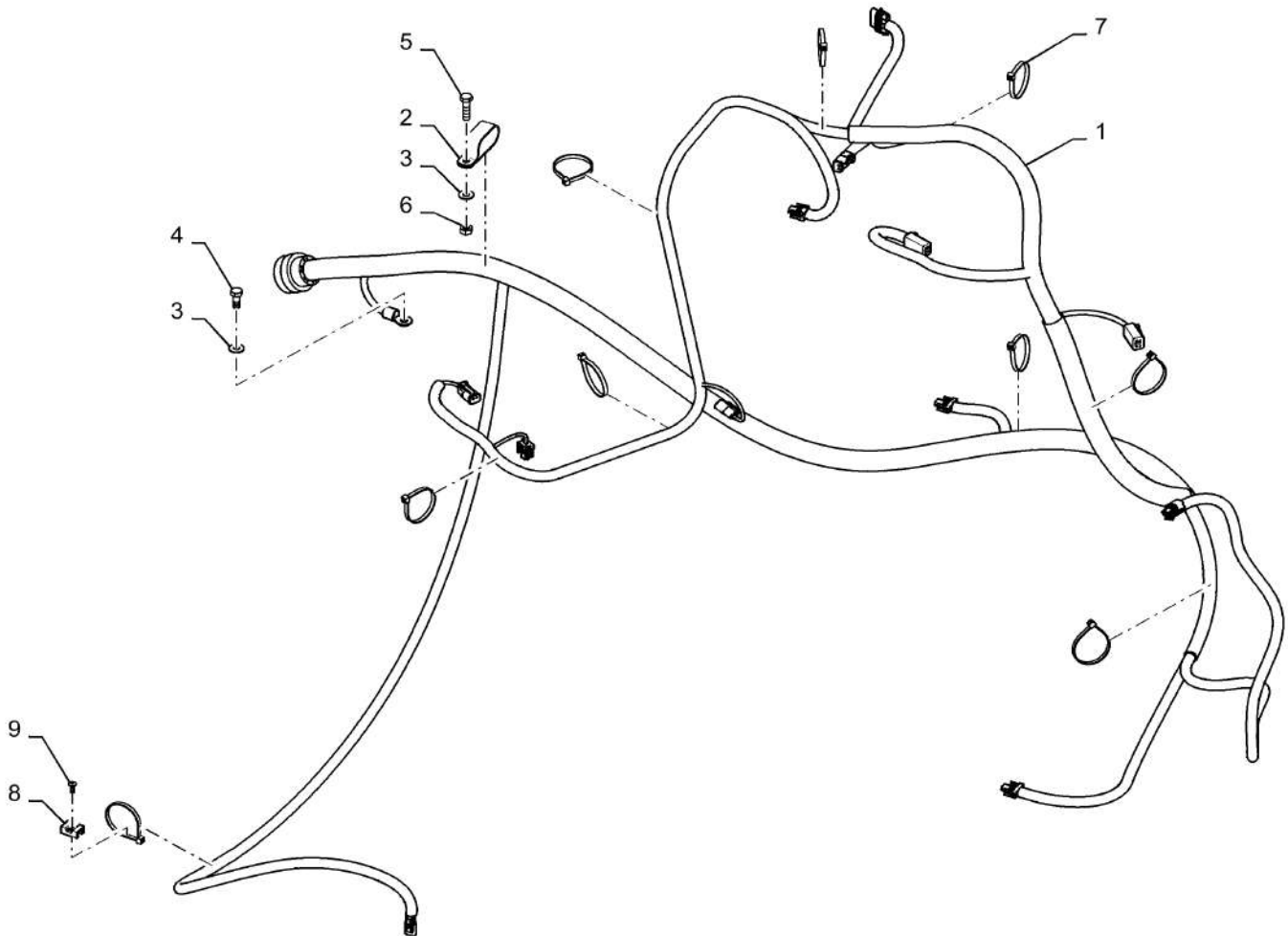
55.101.AA

02

p1

10/201
3

WIRE HARNESS, ENGINE GEARBOX



55.101.AA

02

p1

10/201
3**WIRE HARNESS, ENGINE GEARBOX**

REF FN	PART NUMBER	YR/SN	QTY DESCRIPTION
1	84518473		1 WIRE HARNESS C9 And C13, T2/T4
2	87000220		1 HOSE CLAMP
3	322358		2 BELLEVILLE WASHER M8
4	120104		1 BOLT Hex, M8 x 1.25 x 20mm, CI 8.8, Full Thd
5	43128		1 BOLT Hex, M8 x 1.25 x 30.00mm, CI 8.8, ZND
6	9706690		1 NUT Hex, M8, 1.25mm Pitch, 6.80mm High, CI 8, ZND
7	86566989		9 CABLE TIE M4.75 x 190.5 L
8	86590413		1 BASE
9	445394		1 RIVET Pop, M4.8 x 12.7
10	86625127		1 PLUG Dome, .375" hole, Nylon Picture Not Shown, Used For Fixed Speed Feeder Adapter
11	87284207		1 WIRE HARNESS Picture Not Shown, Used For Fixed Speed Feeder Adapter
			7230 8230 9230

55.101.AA

03

p1

10/201
3

WIRE HARNESS & IMPLEMENT SOCKET, FRAME, FRONT

ART

NOT

AVAILABLE

55.101.AA

03

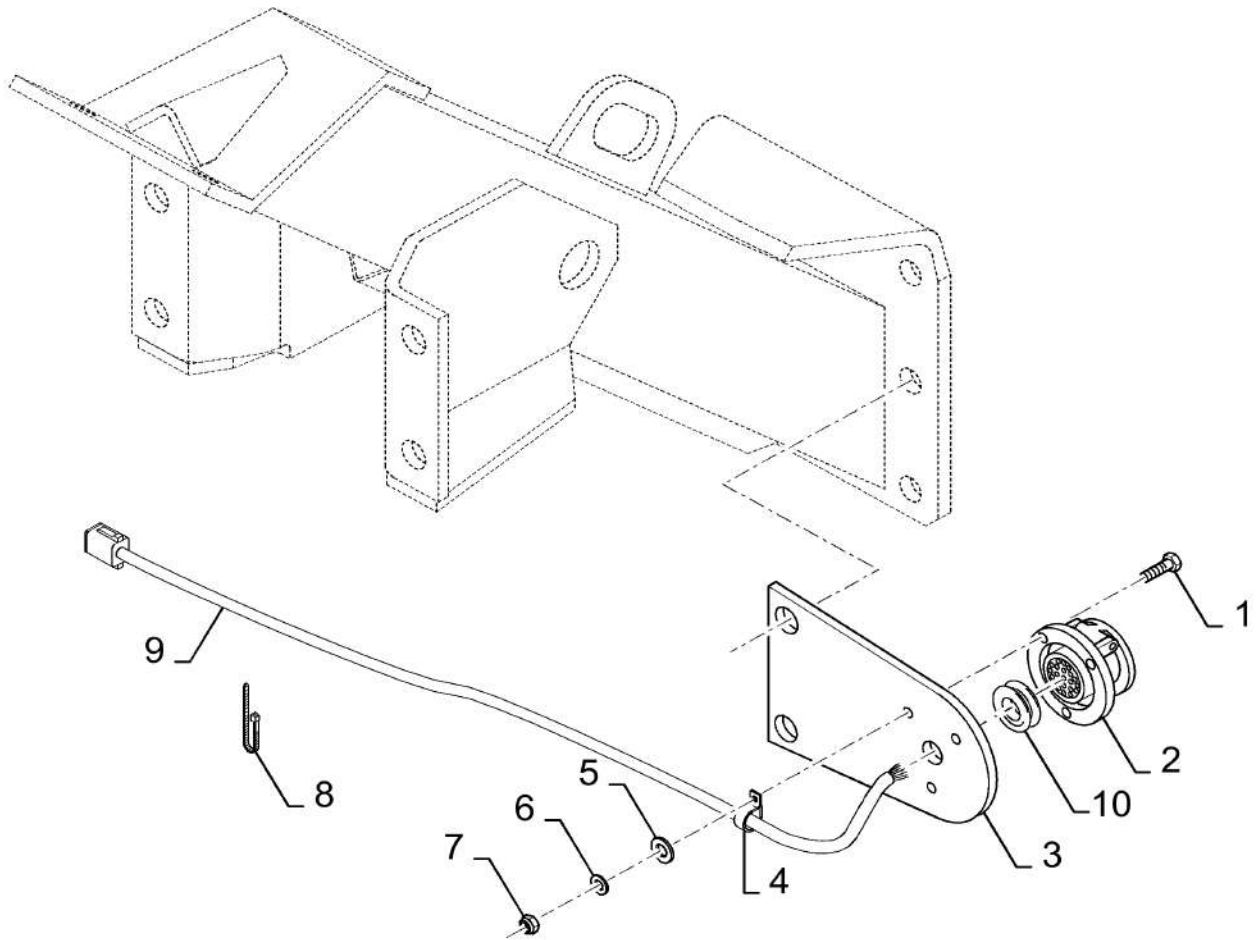
p1

10/201
3

WIRE HARNESS & IMPLEMENT SOCKET, FRAME, FRONT

REF FN	PART NUMBER	YR/SN	QTY DESCRIPTION
1	47430598		1 WIRE HARNESS Front Frame
2	151-559		3 RIVET Pop, 3/16" x .700"
3	86590413		3 BASE Wire Tie
4	86566989		3 CABLE TIE M4.75 x 190.5 L
			7230 8230 9230

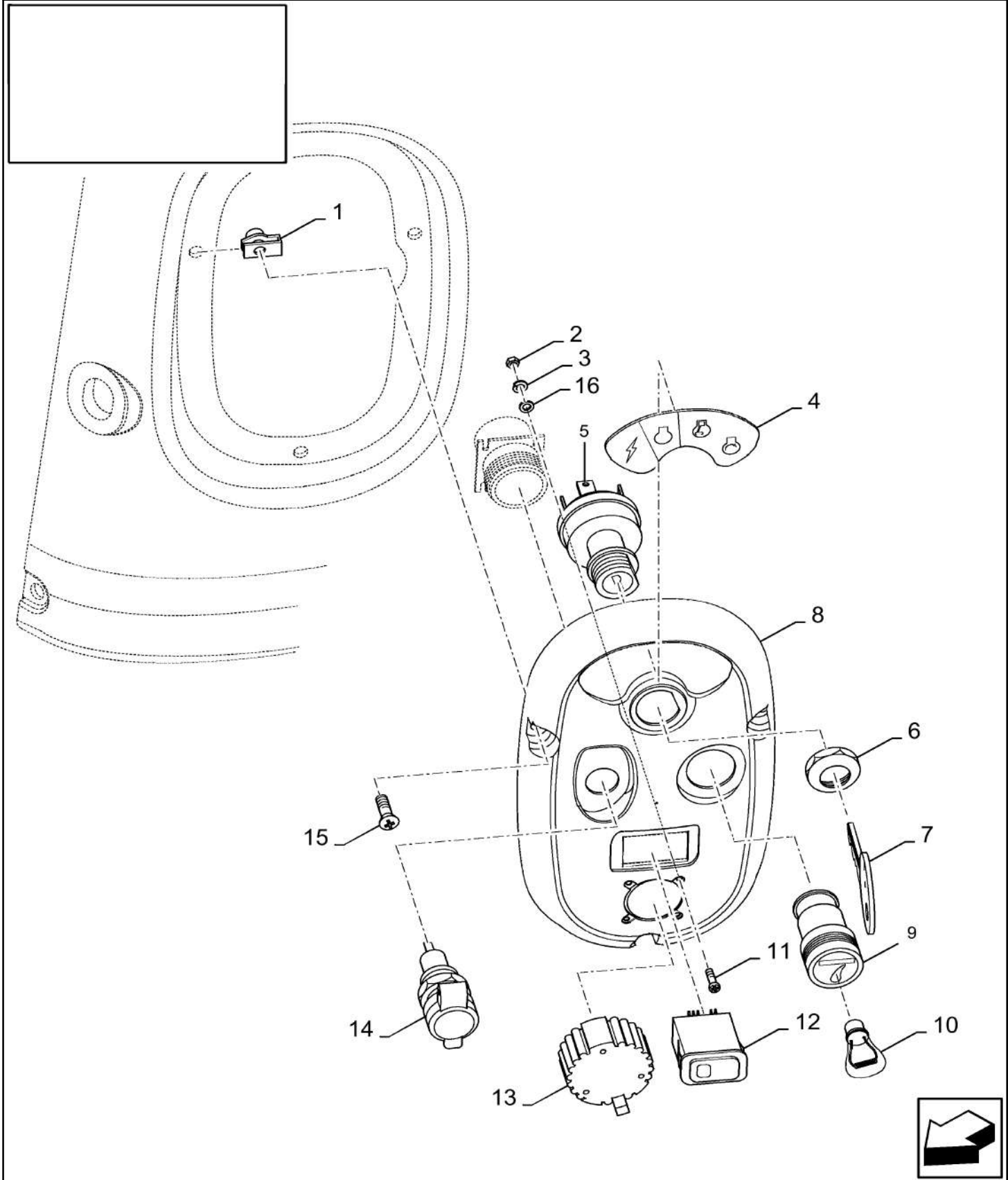
ELECTRICS ON HITCH



ELECTRICS ON HITCH

REF FN	PART NUMBER	YR/SN	QTY DESCRIPTION
1	84466500		SERVICE KIT Kit
2	84466501		SERVICE KIT Kit
1	86585708		3 SCREW Pan, M4 x 40mm, CI 4.8 For Eu Only
1	43127		3 BOLT Hex, M8 x 1.25 x 25mm, CI 8.8, Full Thd For NA Only
1	120104		1 BOLT Hex, M8 x 1.25 x 20mm, CI 8.8, Full Thd For EU Only, optional
2	398224		1 MULTIPOLE CONNECTOR 7 Pin For EU Only
2	265927		1 POWER SOCKET For NA Only
3	84432533		1 BRACKET Plate, Fixing, EU
3	86837475		1 BRACKET Plate, Fixing NA Only
4	9706748		2 CLAMP 5/8", Insul, 5/16" Bolt
5	86588450		1 WASHER M6 x 12 x 1.6 Thk Eu Only
6	89824840		3 WASHER M4.3 x 9 x 0.8 Eu Only
6	322358		AR BELLEVILLE WASHER M8 NA Only
6	322358		1 BELLEVILLE WASHER M8 Eu Only
7	385681		3 NUT M4 x .7, CI 8 Eu Only
7	9706690		3 NUT Hex, M8, 1.25mm Pitch, 6.80mm High, CI 8, ZND NA Only
7	9706690		1 NUT Hex, M8, 1.25mm Pitch, 6.80mm High, CI 8, ZND Eu Only
8	86566989		7 CABLE TIE M4.75 x 190.5 L
9	84394314		1 WIRE HARNESS Hitch
10	102043		1 GROMMET 3/4" x 1 3/8" x 1 1/16" Eu Only
(1)	EU Only		
(2)	For NA Only		
			7230 8230 9230

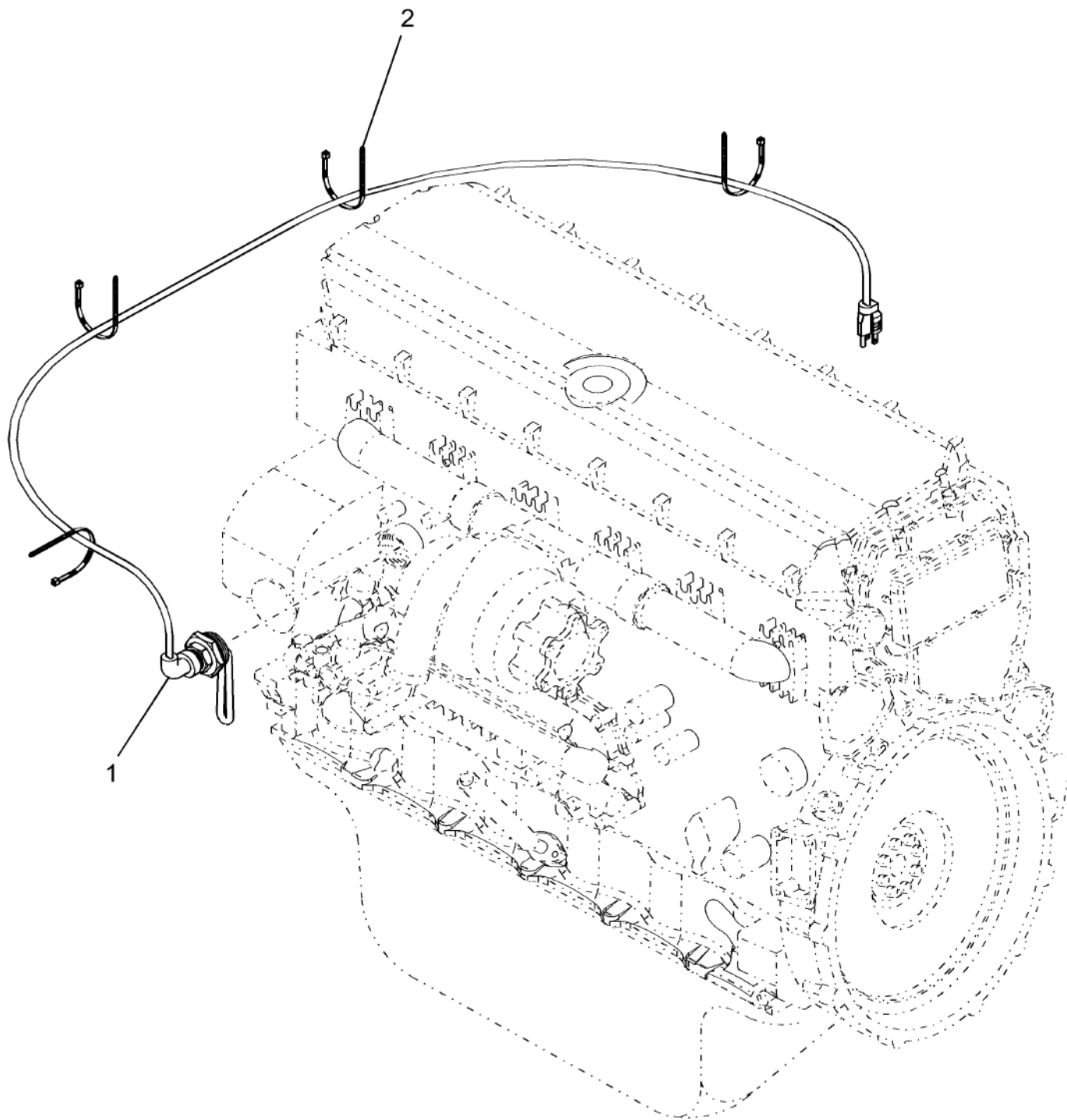
CONSOLE, IGNITION KEY



CONSOLE, IGNITION KEY

REF FN	PART NUMBER	YR/SN	QTY DESCRIPTION
1	86014250		3 SPRING NUT U, M6 x 1.00
2	86508812		4 NUT M3, CI 8
3	86509827		4 LOCK WASHER M3
4	87023988		1 DECAL
5	87281750		1 IGNITION SWITCH Keys NOT Included
6	86502200		1 NUT
7	86502201		1 IGNITION KEY Ignition and Door Locking
8	86995947		1 DASHBOARD
9	5148077		1 CIGARETTE LIGHTER (10)
10	5148133		1 CIGARETTE LIGHTER
11	86511816		4 SCREW Pan, M3 x 0.5 x 16mm, CI 4.8
12	84320263		1 BLANK-OFF PLUG
12	84320258		1 INDICATOR Cold Start
13	84074633		1 COVER
14	82002966		1 POWER SOCKET
15	86503049		3 SCREW Oval, M6 x 30mm, CI 4.8
16	86639310		4 WASHER M3 x 7 x 0.5 Thk
			7230 8230 9230

COOLANT HEATER



55.202.AE

p1

10/201
3

COOLANT HEATER

REF FN	PART NUMBER	YR/SN	QTY DESCRIPTION
---------------	--------------------	--------------	------------------------

1	84438888		1 HEATER
2	86566989		4 CABLE TIE M4.75 x 190.5 L

7230 8230 9230

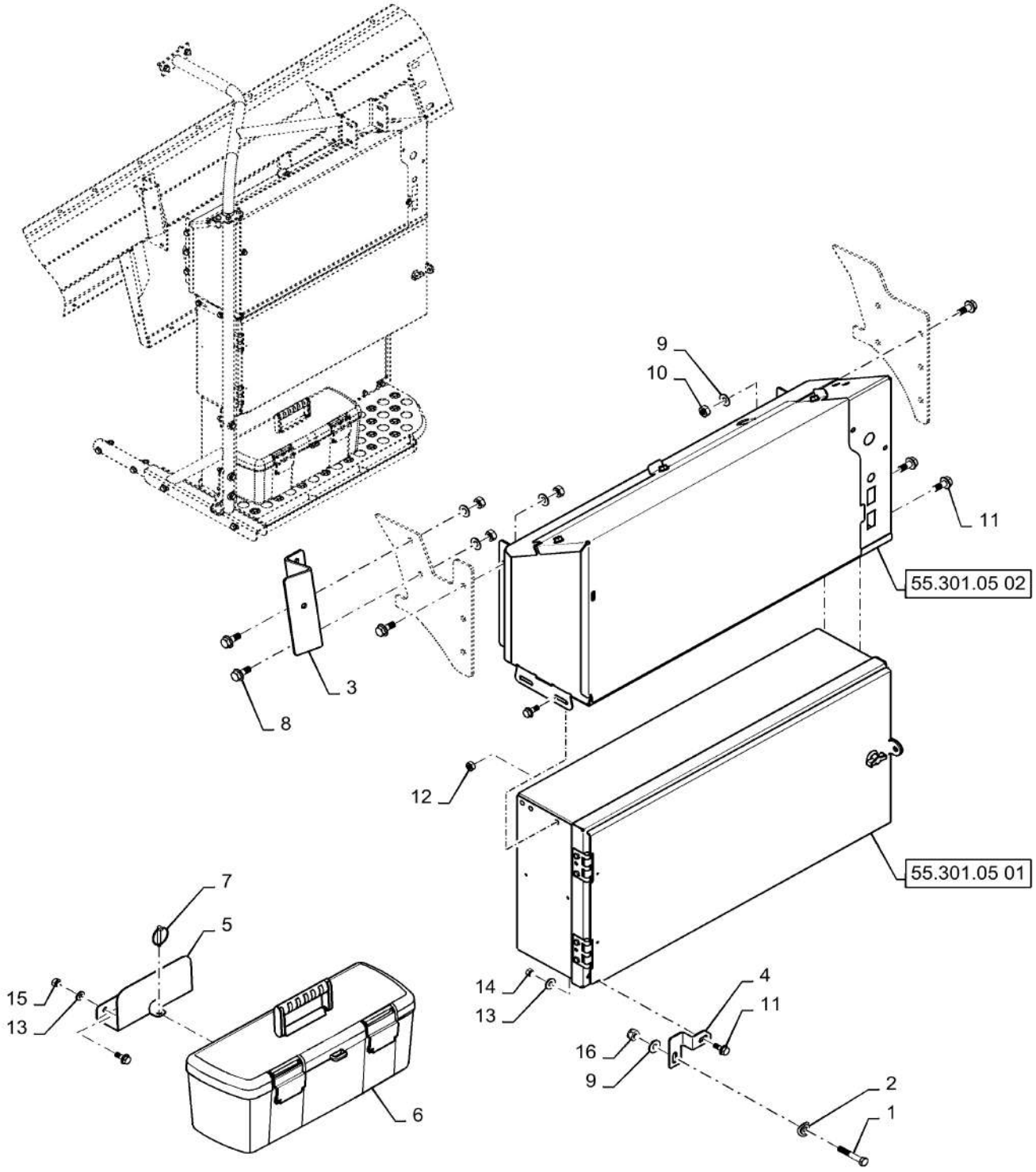
55.302.AH

01

p1

10/201
3

BOX, BATTERY ASSY, STORAGE



55.302.AH

01

p1

10/201
3**BOX, BATTERY ASSY, STORAGE**

REF FN	PART NUMBER	YR/SN	QTY DESCRIPTION
1	120070		1 BOLT Hex, M10 x 1.5 x 60mm, CI 8.8
2	379401		1 CLAMP
3	84358514		1 BRACKET
4	84287010		1 TRIM
5	84319897		1 BRACKET
6	87400261		1 TOOL BOX
7	82013836		1 ROLL PIN
8	87698836		8 BOLT Hvy Hex Flg, M10 x 25mm, CI 10.9, Full Thd
9	140045		9 BELLEVILLE WASHER M10
10	86500689		8 NUT M10, CI 10
11	87656137		7 BOLT Hvy Hex, M8 x 20mm, CI 10.9
12	86507066		4 FLANGE NUT M8 x 1.25, Flg, CI 10
13	322358		3 BELLEVILLE WASHER M8
14	9706690		1 NUT Hex, M8, 1.25mm Pitch, 6.80mm High, CI 8, ZND
15	43362		2 NUT Hex, M8, CI 10, ZND
16	100037		1 NUT M10 x 1.5, CI 8, Prev Torque
			7230 8230 9230

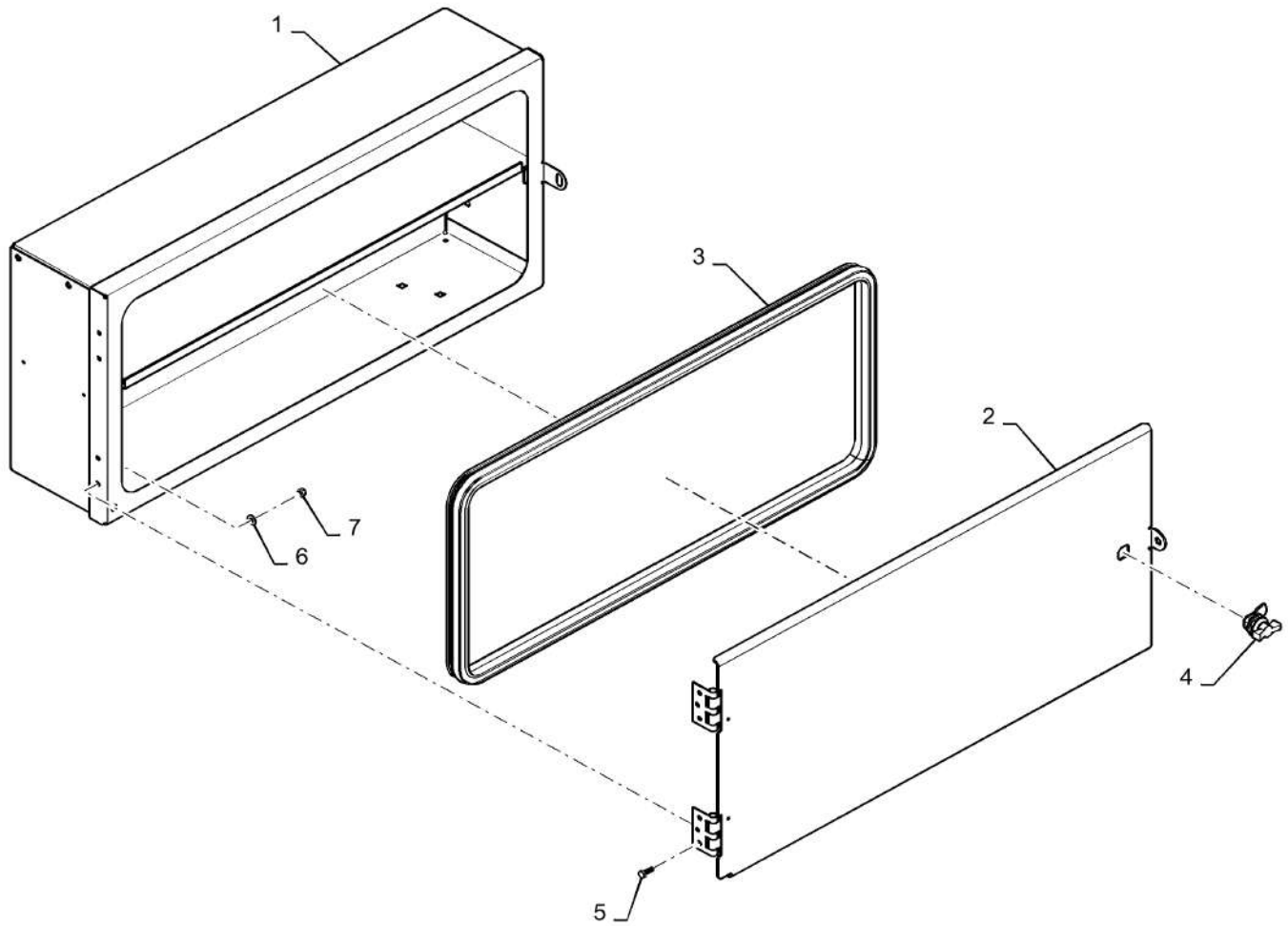
55.302.AH

02

p1

10/201
3

BOX, STORAGE ASSY

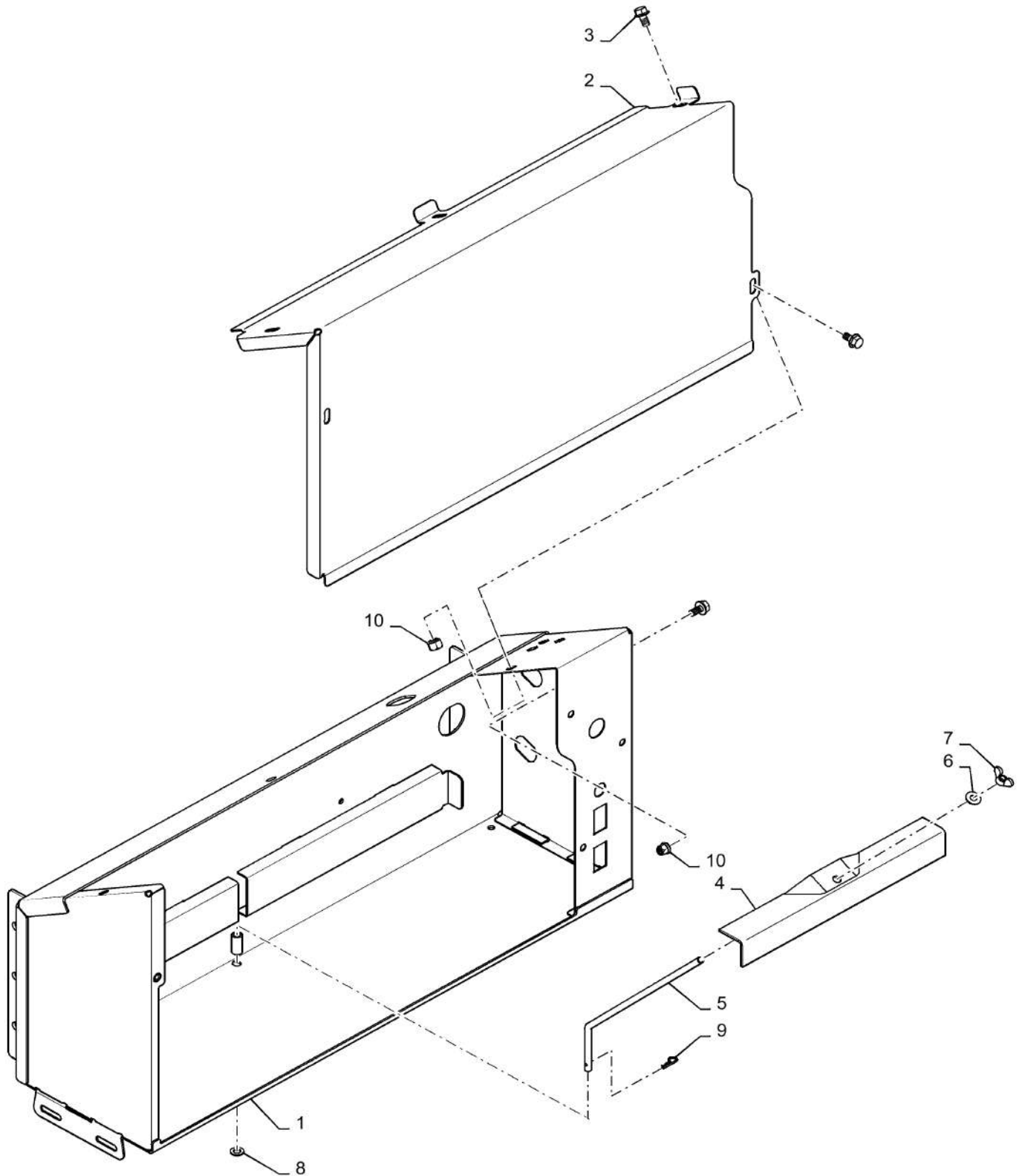


55.302.AK

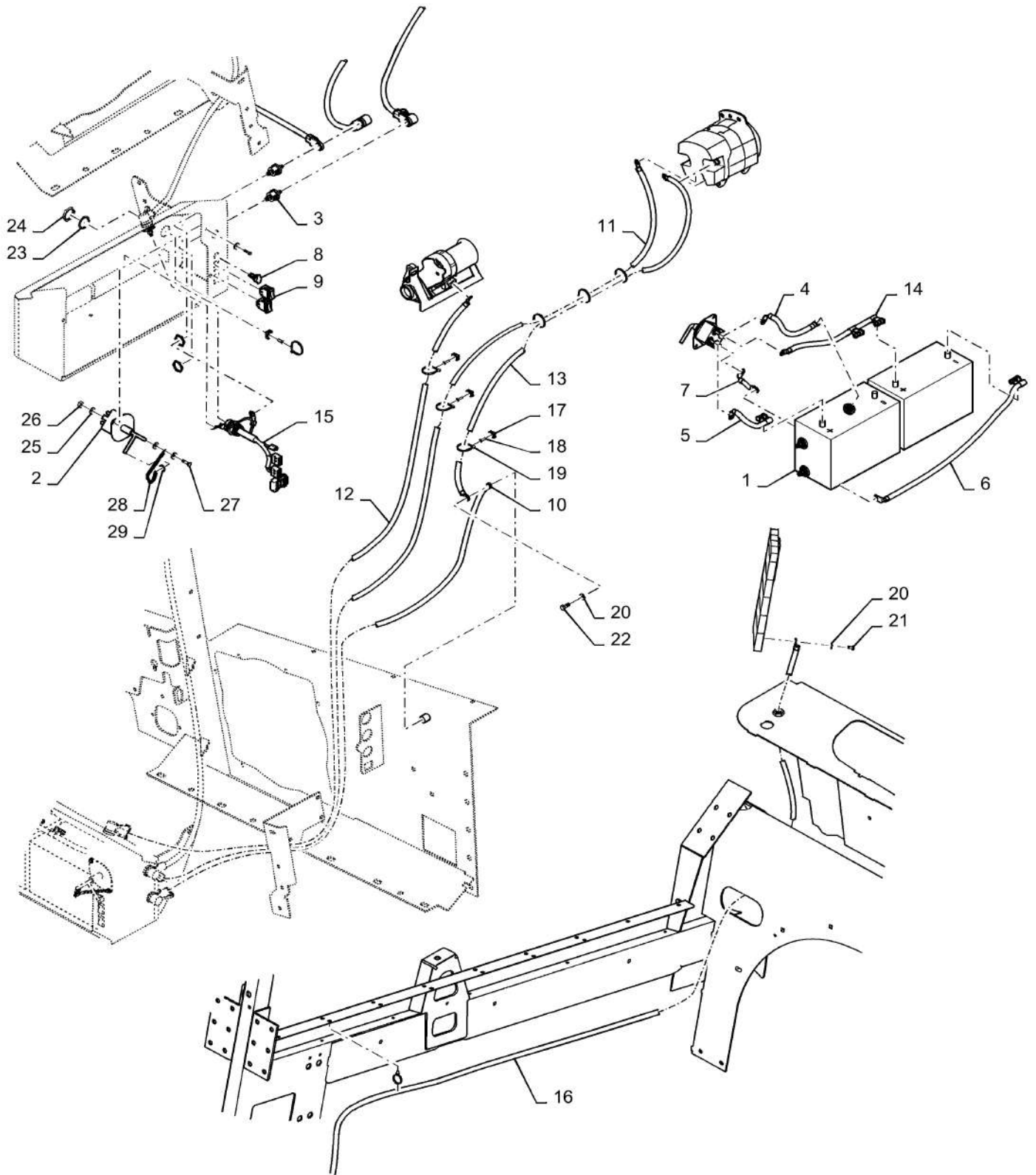
p1

10/201
3

BOX, BATTERY ASSY



BATTERY SYSTEM



BATTERY SYSTEM

REF FN	PART NUMBER	YR/SN	QTY DESCRIPTION
1	86993119		2 WET BATTERY
2	84005283		1 IGNITION SWITCH Battery Cutout
3	190158A1		3 BLOCK Junction Box
4	84168177		1 POS BATTERY CABLE
5	84168178		1 POS BATTERY CABLE
6	84168181		1 POS BATTERY CABLE Negative Cable
7	84168180		1 POS BATTERY CABLE
8	82002966		1 POWER SOCKET
9	87603462		1 LIGHT SWITCH Work Light
10	84287218		1 POS BATTERY CABLE
11	84287219		1 POS BATTERY CABLE
12	84287220		1 POS BATTERY CABLE
13	84368086		1 ELECTRIC CABLE
14	84168174		1 POS BATTERY CABLE Jumper
15	84394305		1 WIRE HARNESS Battery Box
16	84486904		1 POS BATTERY CABLE
17	86590413		10 BASE
18	445394		10 RIVET Pop, M4.8 x 12.7
19	86566989		13 CABLE TIE M4.75 x 190.5 L
20	322358		2 BELLEVILLE WASHER M8
21	120103		1 BOLT Hex, M8 x 16, 8.8
22	120104		1 BOLT Hex, M8 x 1.25 x 20mm, CI 8.8, Full Thd
23	636665		1 LOCK WASHER M43 x 4.75 x 1.575 Thk
24	86619907		1 NUT 1.6875"-18
25	322357		5 BELLEVILLE WASHER M6
26	9706755		2 NUT M6, CI 8
27	120100		2 BOLT Hex, M6 x 1 x 20mm, CI 8.8
28	539289		1 CHAIN
29	87026295		1 LOCK WASHER M20 x 24.6 x 2.8 Thk
			7230 8230 9230

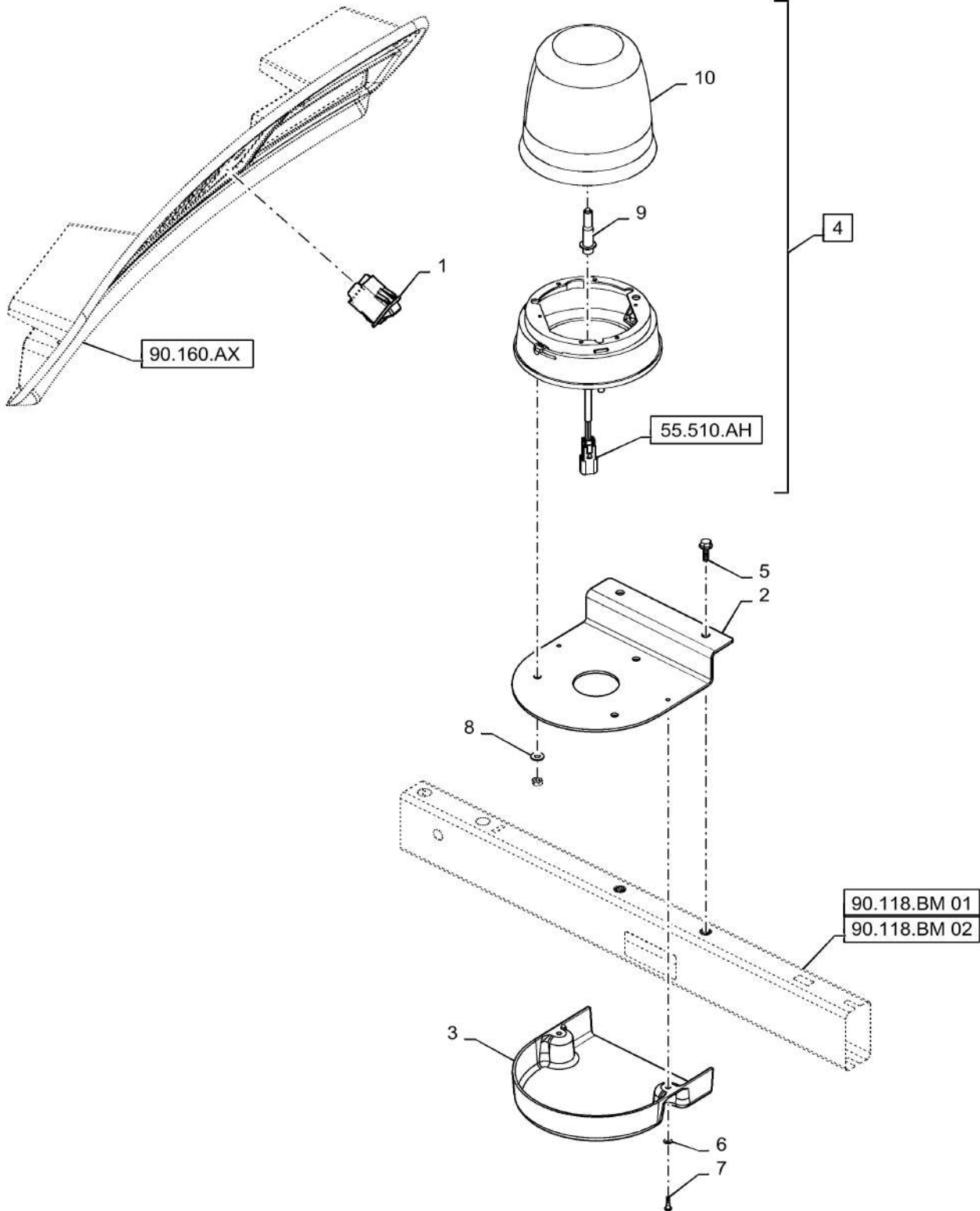
55.404.AC

01

p1

10/201
3

CAB, ROTATING BEACON



55.404.AC

01

p1

10/201
3

CAB, ROTATING BEACON

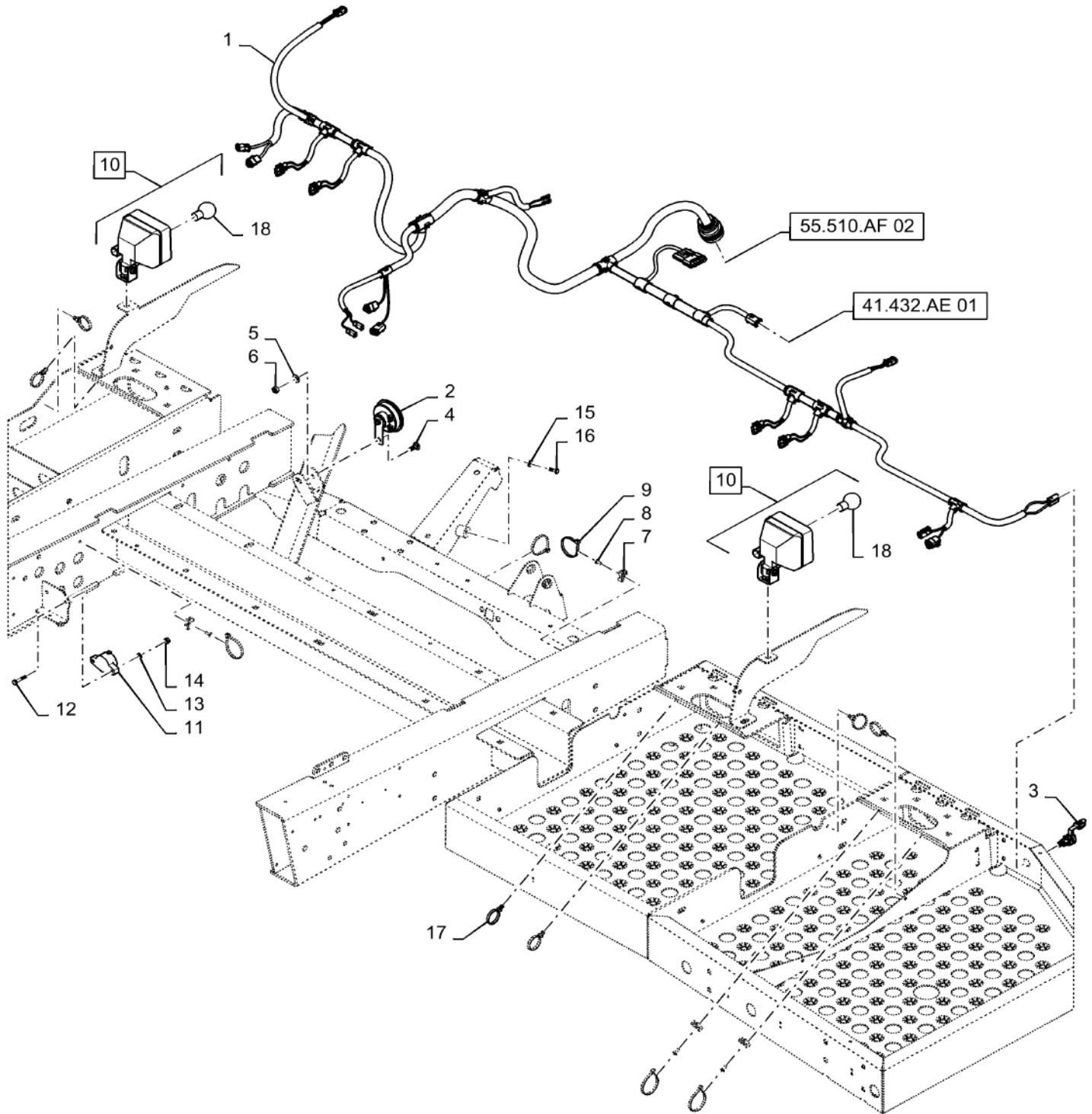
REF FN	PART NUMBER	YR/SN	QTY DESCRIPTION
1	84480525		1 SWITCH Rocker, Beacon
2	84546855		2 MOUNT Front Beacon
3	84559032		2 COVER Bottom, Black
4	84569315		2 BEACON Front Mirror Arm
5	87675531		4 BOLT FLANGE M6X20 FULL 10.9
6	9824840		4 WASHER 4.30mm ID x 9mm OD x 0.80mm
7	87367495		4 SCREW Pan, Thread Rolling, M4 x 0.7 x 8mm TAPPING, M4 X 8mm
8	322357		6 BELLEVILLE WASHER M6
9	86616248		2 BULB #HI, 55w
10	82020775		2 LENS Amber
			7230 8230 9230

55.404.AL

p1

10/201
3

LIGHTS, FRONT PLATFORM, WIDE - EU ONLY -



LIGHTS, FRONT PLATFORM, WIDE - EU ONLY -

REF FN	PART NUMBER	YR/SN	QTY DESCRIPTION
1	47501281		1 WIRE HARNESS Platform
2	87049215		1 HORN
3	84191453		1 SOCKET 2P Faston
4	86507486		1 CARRIAGE BOLT Sht Sq Nk, M8 x 20mm, CI 8.8, Full Thd
5	322358		1 BELLEVILLE WASHER M8
6	9706690		1 NUT Hex, M8, 1.25mm Pitch, 6.80mm High, CI 8, ZND
7	86590413		6 BASE Wire Tie
8	445394		6 RIVET Pop, M4.8 x 12.7
9	86566989		7 CABLE TIE M4.75 x 190.5 L
10	87584890		2 LIGHT ASSY. Flood, 55w, Incl 18
11	87026294		1 SENSOR Inclination/Angle
12	43117		2 SCREW Hex, M6 x 1 x 30mm, CI 8.8
13	86588450		2 WASHER M6 x 12 x 1.6 Thk
14	353308		2 NUT M6 x 1, CI 8
15	322357		1 BELLEVILLE WASHER M6
16	86508568		1 BOLT Hex, M6 x 16mm, CI 8.8, Full Thd
17	{87741307}		8
18	1312210C2		2 BULB 12V, 55W, Incl In 11

7230 8230 9230

55.404.AQ

01

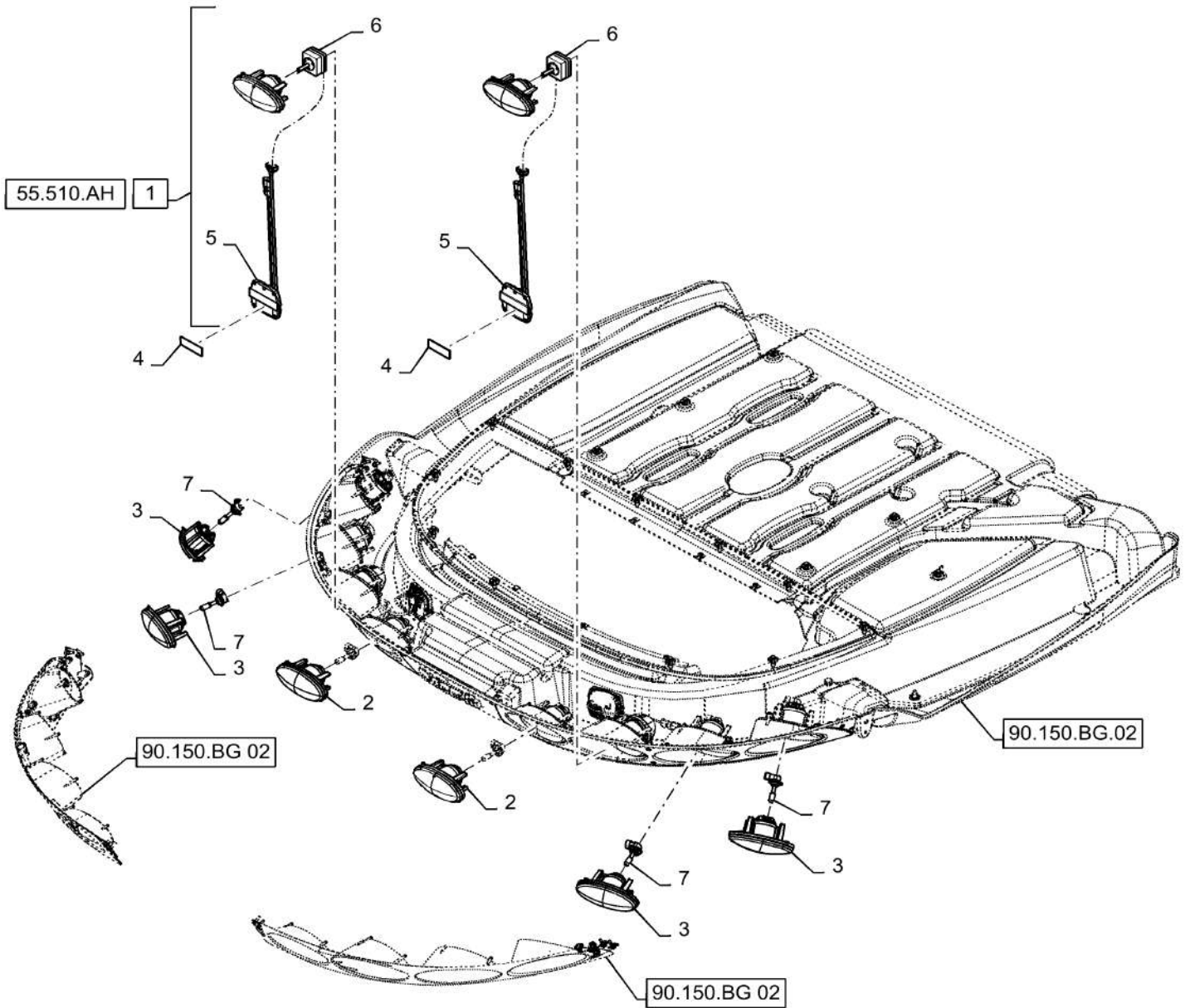
p1

10/201
3

LIGHTS, HALOGEN CAB ROOF

REF FN	PART NUMBER	YR/SN	QTY DESCRIPTION
1	47430979		2 HEADLAMP Integrated Oval, Includes Bulb (2)
2	87316352		2 BULB HB3 9005 60W Halogen
3	47430977		6 WORK LAMP Integrated Oval, Flood, Includes (2)
			7230 8230 9230

LIGHTS, HID CAB ROOF



55.404.AQ

02

p1

10/201
3

LIGHTS, HID CAB ROOF

REF FN	PART NUMBER	YR/SN	QTY DESCRIPTION
1	47426256		2 WORK LAMP Integrated HID Oval Flood
2	47430979		2 HEADLAMP Integrated Oval
3	47430977		4 WORK LAMP Integrated Oval Flood
4	87284035		2 FASTENER Dual Locking Strip
5	84579603		2 LAMP 12 V HID Ballast, Included With 47426256 (1)
6	87722023		2 BULB HID, D1S, 35W, 85V HID, D1S, Included With 47426256 (1)
7	87316352		6 BULB HB3 9005 60W Halogen Bulb, Included With 47430979 (2) And 47430977 (3)
			7230 8230 9230

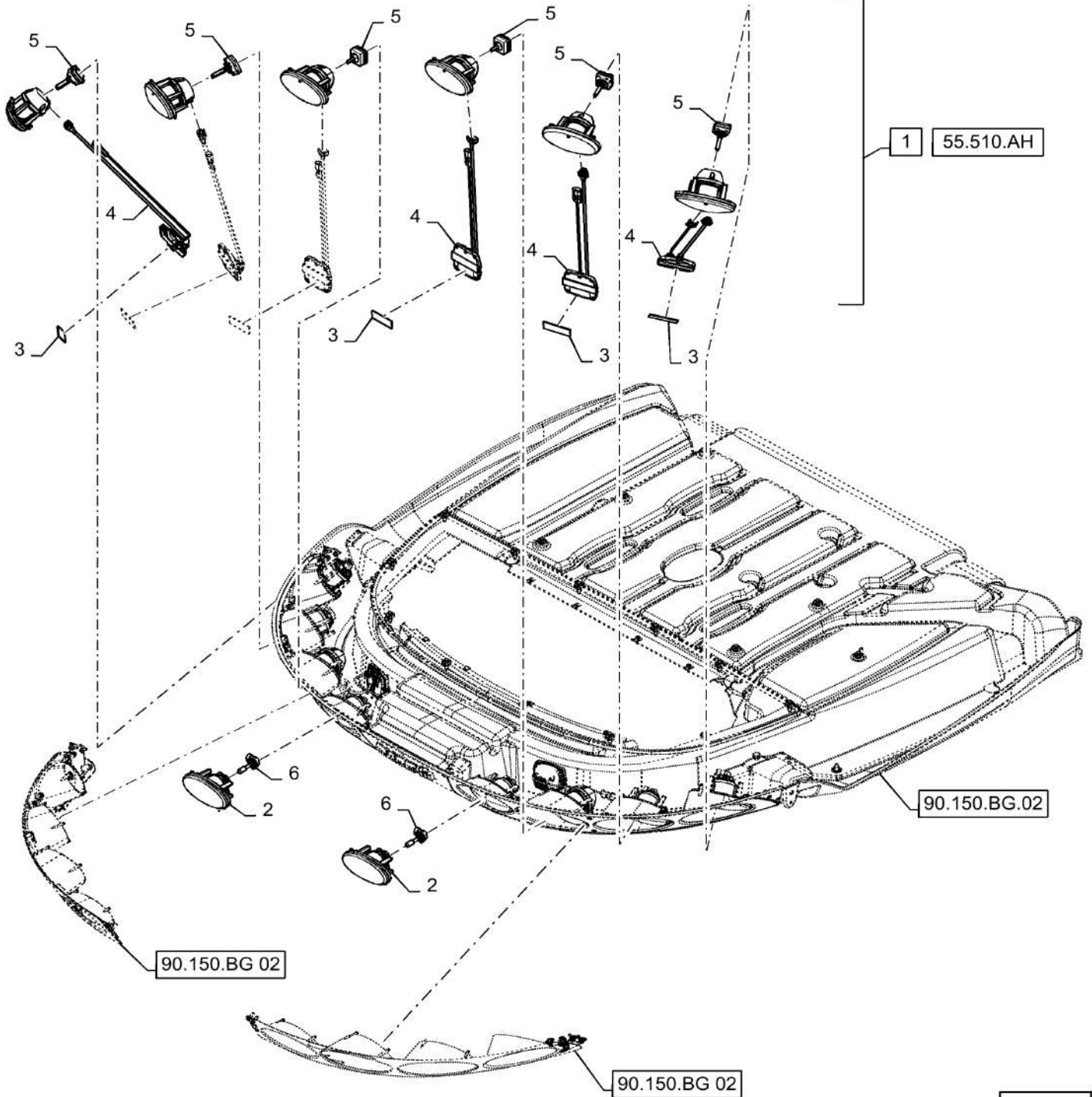
55.404.AQ

03

p1

10/201
3

LIGHTS, HID CAB ROOF, HIGH DEFINITION



55.404.AQ

03

p1

10/201
3

LIGHTS, HID CAB ROOF, HIGH DEFINITION

REF FN	PART NUMBER	YR/SN	QTY DESCRIPTION
1	47426256		6 WORK LAMP Integrated Oval HID Flood
2	47430979		2 HEADLAMP Integrated Oval
3	87284035		6 FASTENER Dual Locking Strip
4	84579603		6 LAMP 12 HID Ballast, Included With 47426256(1)
5	87722023		6 BULB HID, D1S, 35W, 85V HID D1S, Included With 47426256(1)
6	87316352		2 BULB HB3 9005 60W Halogen, Included With 47430979 (2)

7230 8230 9230

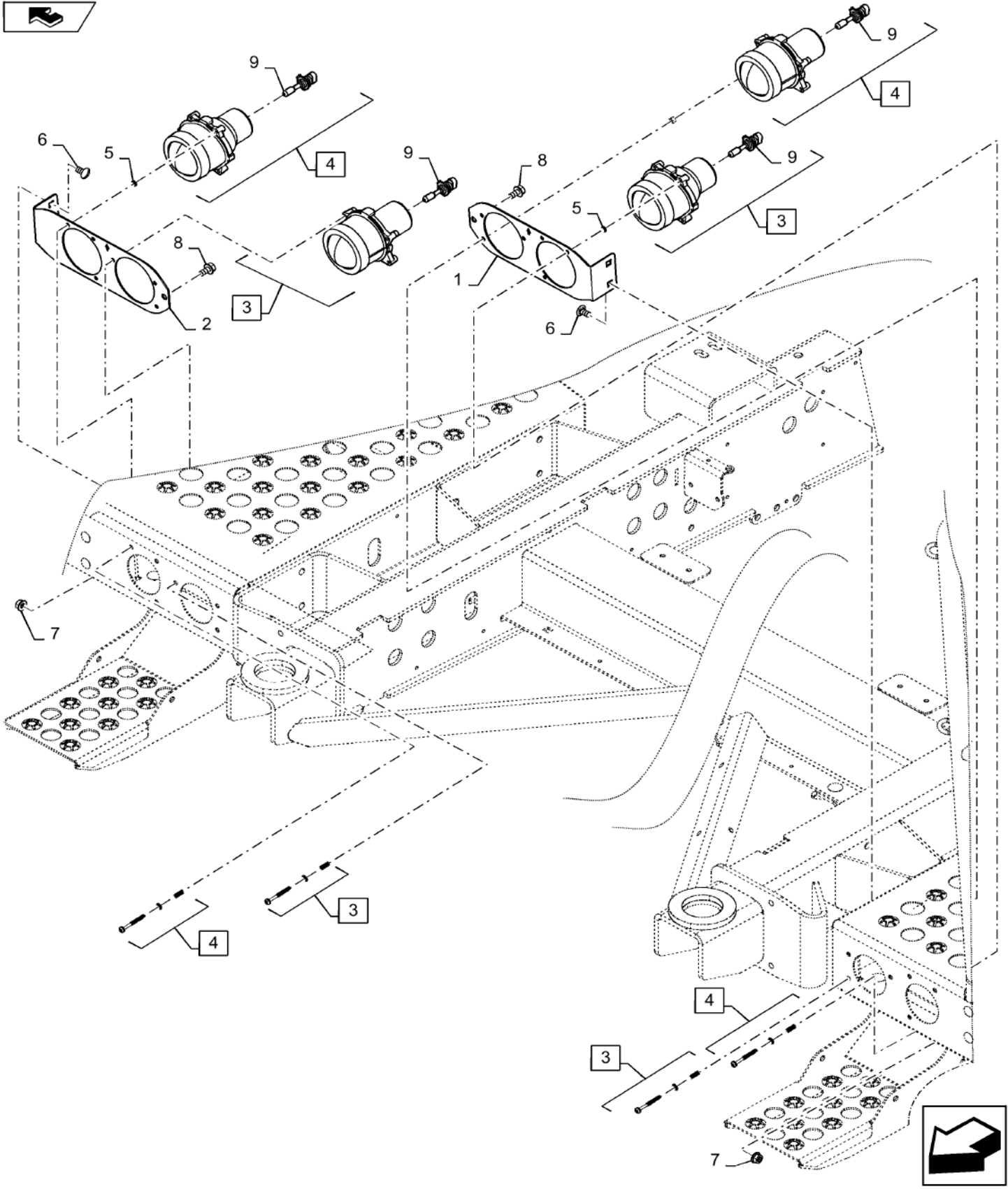
55.404.AQ

04

p1

10/201
3

HEADLIGHT, PLATFORM, FRONT



55.404.AQ

04

p1

10/201
3**HEADLIGHT, PLATFORM, FRONT**

REF FN	PART NUMBER	YR/SN	QTY DESCRIPTION
1	84404678		1 BRACKET Headlight, RH
2	84401791		1 BRACKET Headlight, LH
3	84211230		2 LAMP High Beam Projector, Incl 9
4 1	84132082		2 LAMP Low Beam, RH Drive Projector, Incl 9
4 2	84213799		2 LAMP Low Beam, LH Drive Projector, Incl 9
5	87698783		6 WASHER 5.3mm X 8.9mm X 1.2mm
6	87020310		4 CARRIAGE BOLT Sht Sq Nk, M8 x 16mm, CI 10.9, Full Thd
7	87681210		4 FLANGE NUT Hex, M8, CI 10
8	844-8016		2 BOLT Hvy Hex, M8 x 16mm, CI 8.8
9	84536888		4 BULB HB3

(1) All EU Except UK

(2) UK Only

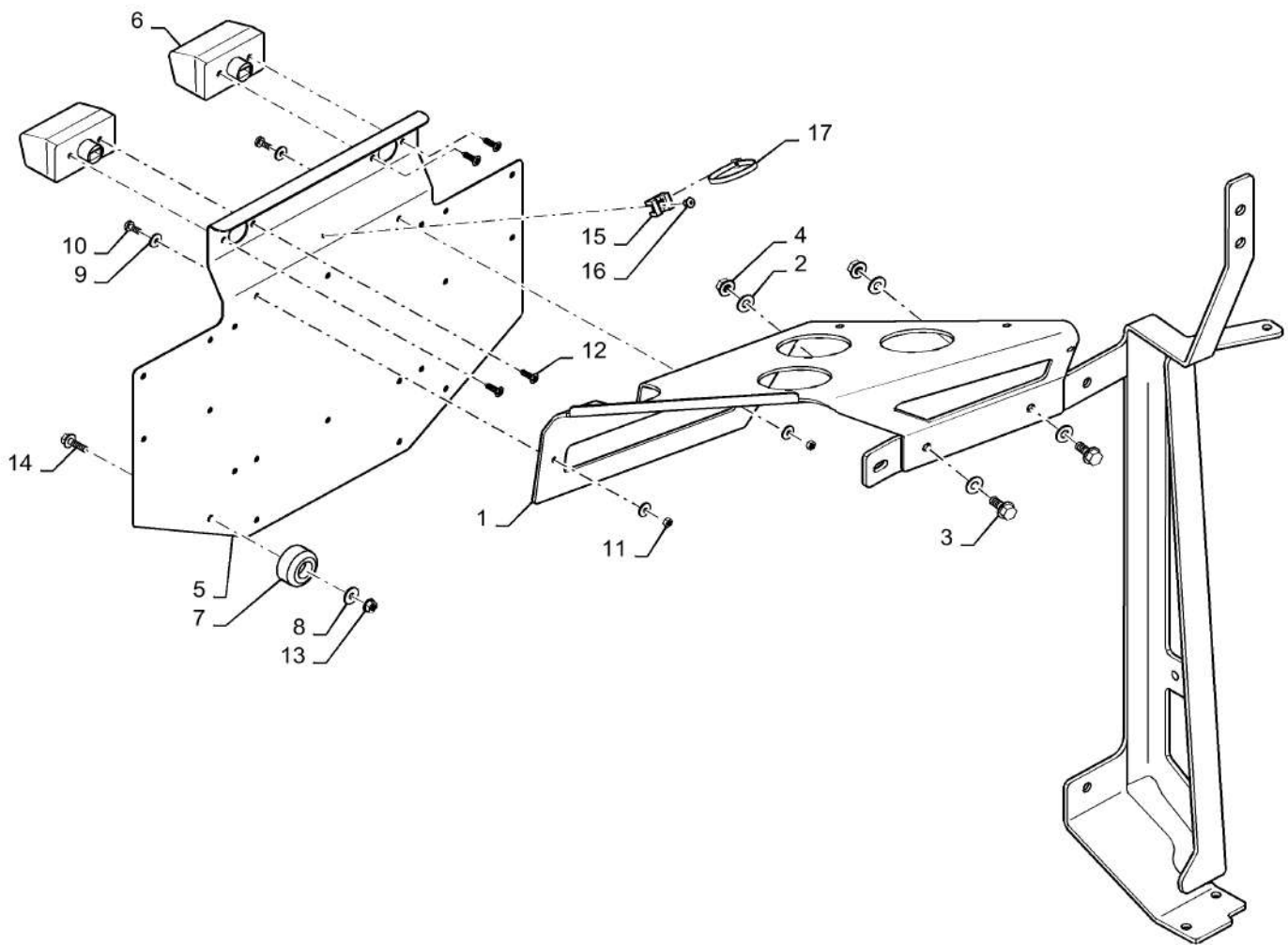
7230 8230 9230

55.404.BA

p1

10/201
3

LICENSE PLATE MOUNT- EU ONLY



55.404.BA

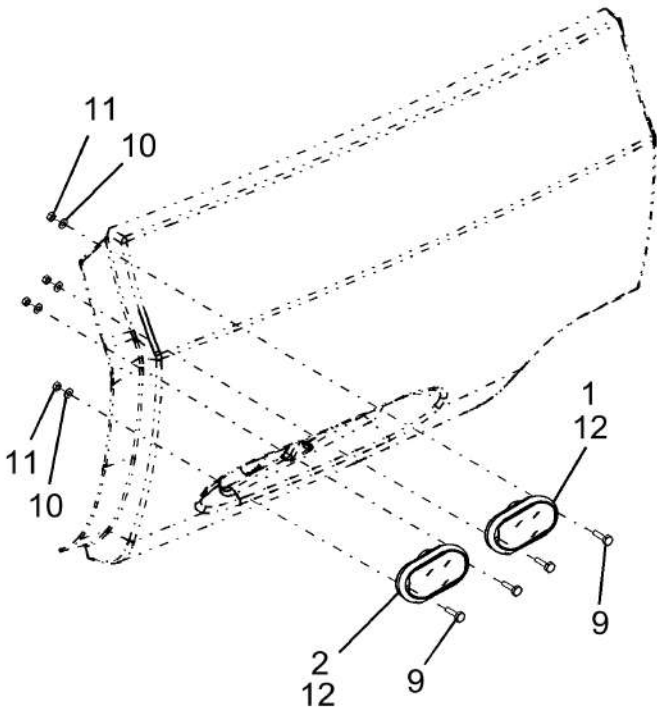
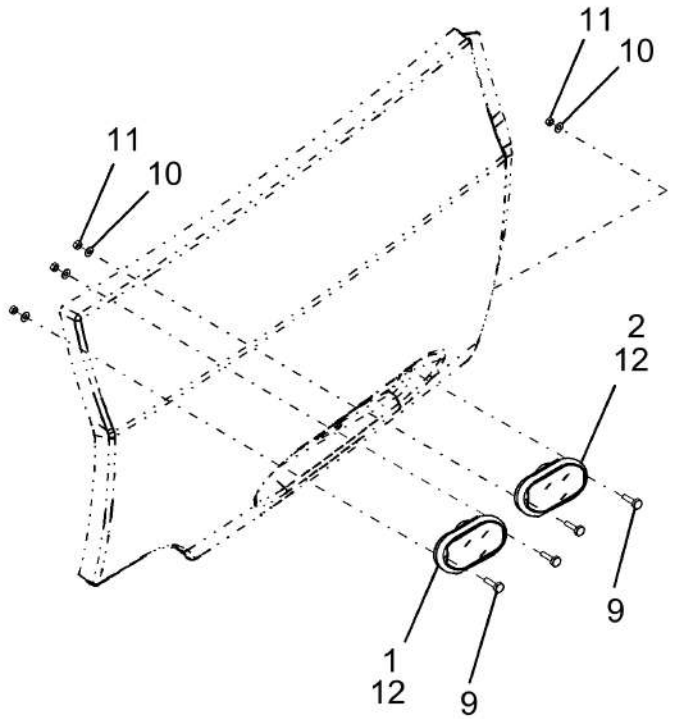
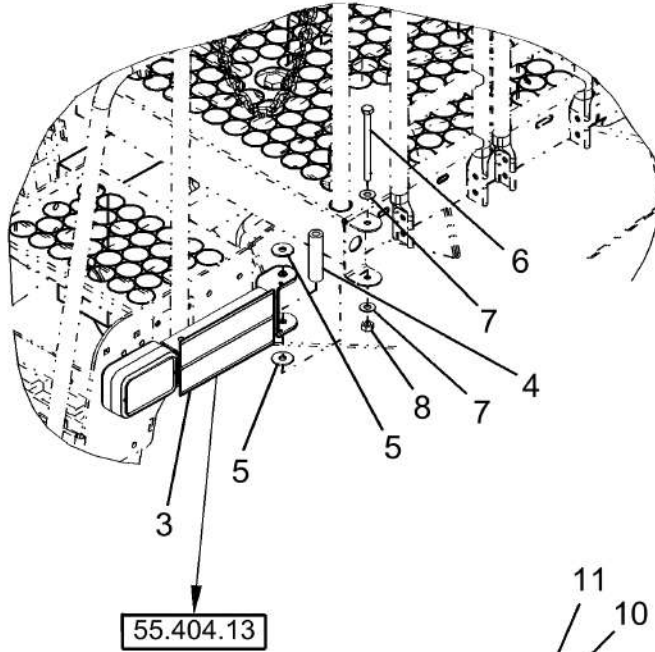
p1

10/201
3**LICENSE PLATE MOUNT- EU ONLY**

REF FN	PART NUMBER	YR/SN	QTY DESCRIPTION
1	84304070		1 BRACKET
2	322358		3 BELLEVILLE WASHER M8
3	9804258		2 BOLT Hvy Hex, M8 x 1.25 x 20mm, CI 8.8, Full Thd
4	9804277		2 FLANGE NUT Hex Flg, M8, 1.25 Pitch, Gr 8
5	87001317		1 RETAINING PLATE
6	84067964		2 NUMBER PLATE LAMP
7	87602893		1 BUMPER
8	12643701		1 WASHER M6 x 18 x 1.5
9	322357		5 BELLEVILLE WASHER M6
10	{43982}		2
11	86508813		2 NUT M5, CI 8
12	9835804		4 SCREW Oval CSK, M3.5 x 13mm
13	9804276		1 FLANGE NUT M6 x 1, Flg, CI 8
14	9804256		1 BOLT Hvy Hex, M6 x 1 x 20mm, CI 8.8, Full Thd
15	86590413		1 BASE
16	325911		1 RIVET Pop, M4.8 x 7.4
17	86566989		1 CABLE TIE M4.75 x 190.5 L

7230 8230 9230

LIGHTS, REAR - STANDARD - FOR NA, AUSTRALIA



55.404.BM

p1

10/201
3

LIGHTS, REAR - STANDARD - FOR NA, AUSTRALIA

REF FN	PART NUMBER	YR/SN	QTY DESCRIPTION
1	87627854		2 LIGHT ASSY. Tail/Stop
2	87629587		2 LIGHT ASSY. Turn
3	87283298		1 WARNING LIGHT
4	87105383		1 SPACER
5	86997936		2 WASHER
6	385427		1 BOLT Hex, M12 x 1.75 x 150mm, CI 8.8
7	140046		2 BELLEVILLE WASHER Belleville, M12
8	9706685		1 NUT M12, CI 8
9	86502967		8 SCREW Pan, M5 x 30mm, CI 4.8
10	9824326		8 WASHER M5 x 10 x 1 Thk
11	43440		8 LOCK NUT M5 x .8, CI 8
12	87106262		4 BULB
			7230 8230 9230

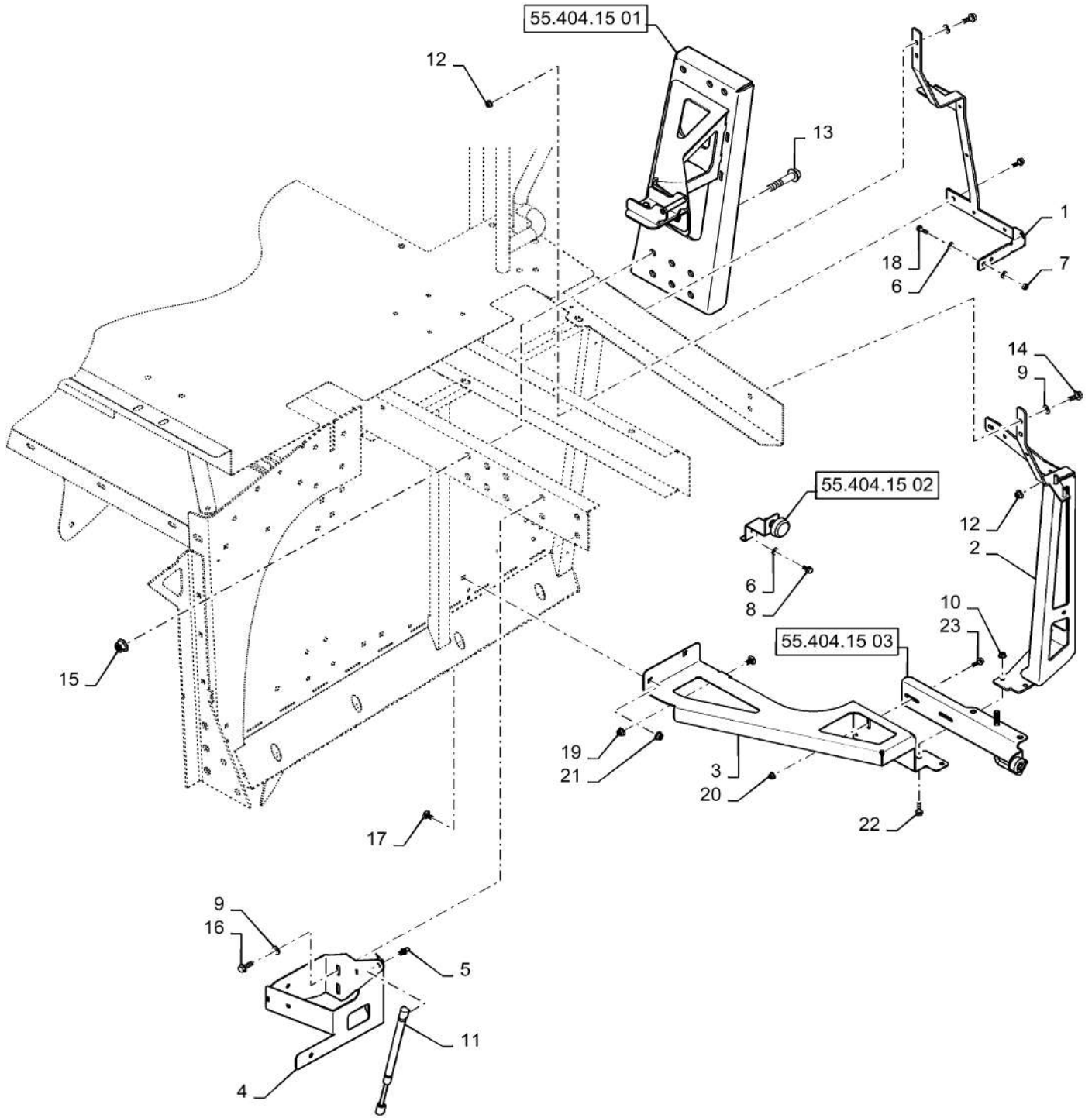
55.404.BO

01

p1

10/201
3

SUPPORT TUBE & HINGE, L.H. REAR TAIL LIGHT PANEL



55.404.BO

01

p1

10/201
3**SUPPORT TUBE & HINGE, L.H. REAR TAIL LIGHT PANEL**

REF FN	PART NUMBER	YR/SN	QTY DESCRIPTION
1	84135510		1 BRACKET L.H. Trim Panel
2	87497819		1 BRACKET Trim Support
3	192216A1		1 SPRING
4	86588501		2 WASHER
5	432-812		2 COTTER PIN 1/8" x 3/4"
6	87602893		1 BUMPER
7	87675531		1 BOLT
8	86050300		1 FLANGE NUT M6 x 1, Flg, CI10
9	140045		AR BELLEVILLE WASHER M10
10	100016		AR NUT M10, CI 8
11	43465		6 CARRIAGE BOLT Short NK, M8 x 30, CI8.8, Full Thd
12	87728300		1 PIN
13	{43139}		4
14	9706690		AR NUT Hex, M8, 1.25mm Pitch, 6.80mm High, CI 8, ZND
15	322358		AR BELLEVILLE WASHER M8
16	87728334		2 BRACKET
			7230 8230 9230

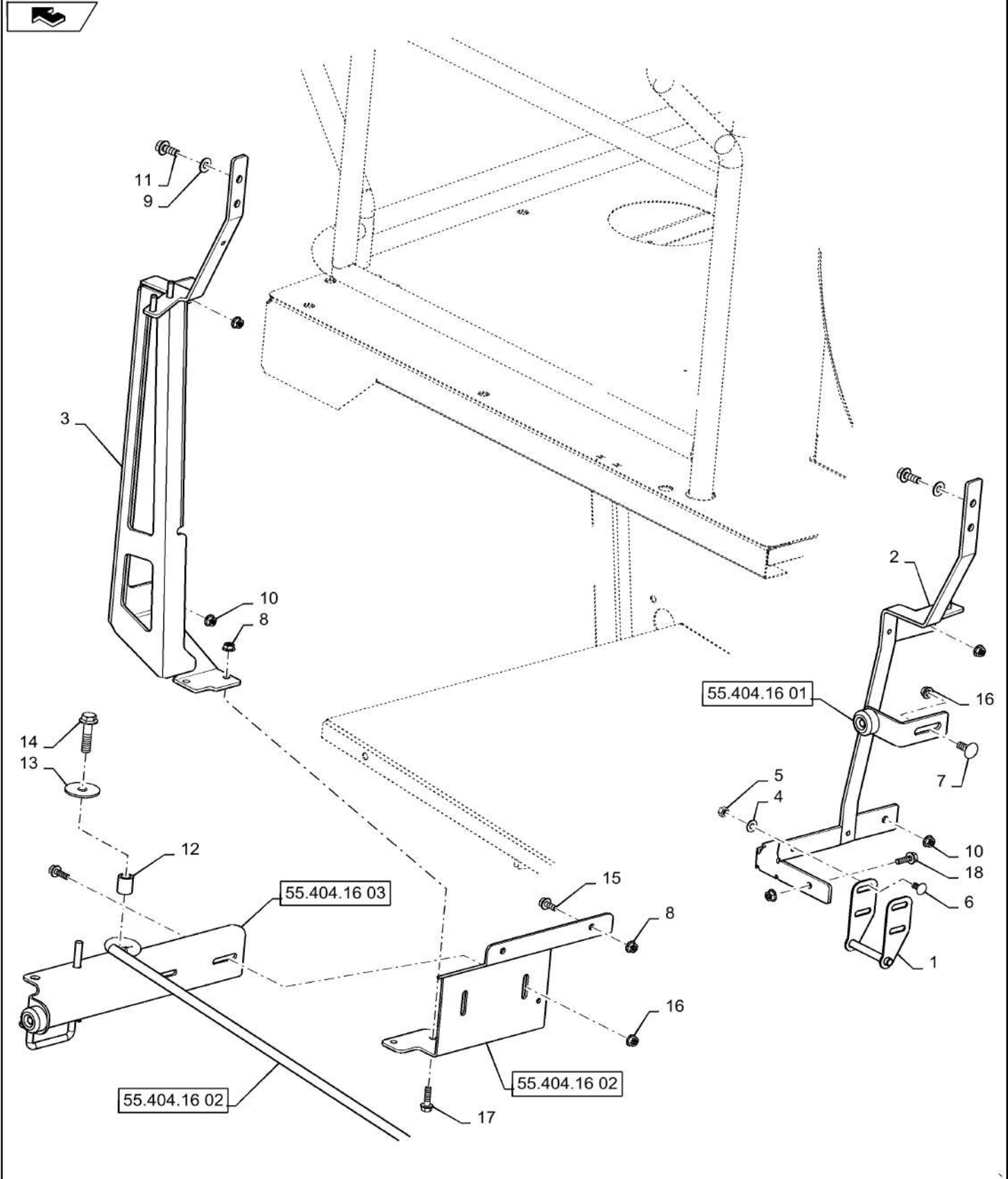
55.404.BO

02

p1

10/201
3

SUPPORT TUBE & HINGE, R.H. REAR TAIL LIGHT PANEL



55.404.BO

02

p1

10/201
3**SUPPORT TUBE & HINGE, R.H. REAR TAIL LIGHT PANEL**

REF FN	PART NUMBER	YR/SN	QTY DESCRIPTION
1	84135512		1 BRACKET
2	87497819		1 BRACKET
3	84130952		1 ROD
4	192216A1		1 SPRING
5	86588501		2 WASHER
6	432-812		2 COTTER PIN 1/8" x 3/4"
7	87602893		2 BUMPER
8	87675531		1 BOLT
9	86050300		AR FLANGE NUT M6 x 1, Flg, CI10
10	87728300		1 PIN
11	87728334		1 BRACKET
12	87670764		1 BOLT
13	224368A1		1 SPACER
14	87026355		1 WASHER M12 x 50 x 3, HT
15	100016		AR NUT M10, CI 8
16	9706690		2 NUT Hex, M8, 1.25mm Pitch, 6.80mm High, CI 8, ZND
17	43465		2 CARRIAGE BOLT Short NK, M8 x 30, CI8.8, Full Thd
18	322358		2 BELLEVILLE WASHER M8
19	140045		AR BELLEVILLE WASHER M10
20	{43139}		AR
21	84132993		1 BRACKET
22	87670758		1 BOLT
23	84135076		1 BRACKET
24	338949		1 CARRIAGE BOLT Sq Nk, M10 x 1.5 x 25mm, CI 8.8, Full Thd
25	140045		1 BELLEVILLE WASHER M10
26	100016		2 NUT M10, CI 8
27	86619801		1 FLANGE NUT Prev Torque, Hex Flg, M8, CI 8
28	86512497		1 FLANGE NUT M12 x 1.75, Flg, CI 10

7230 8230 9230

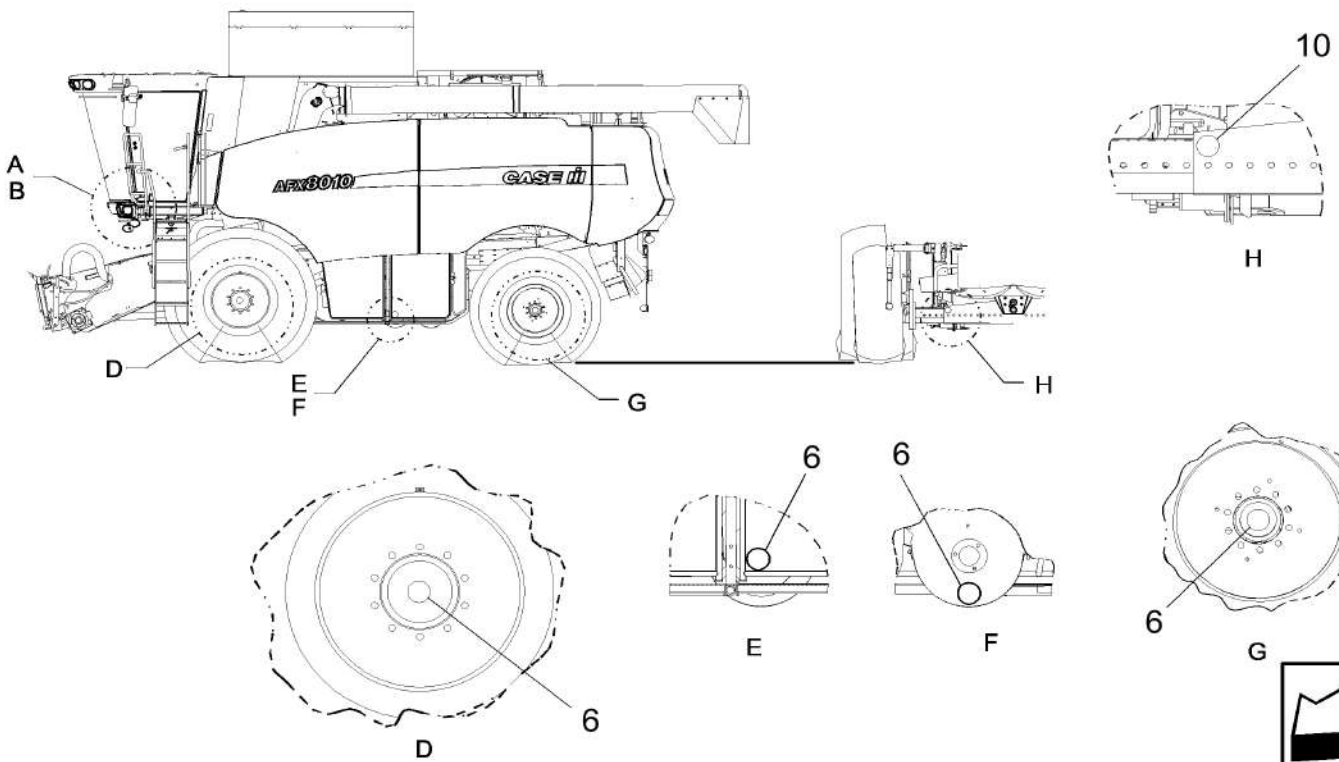
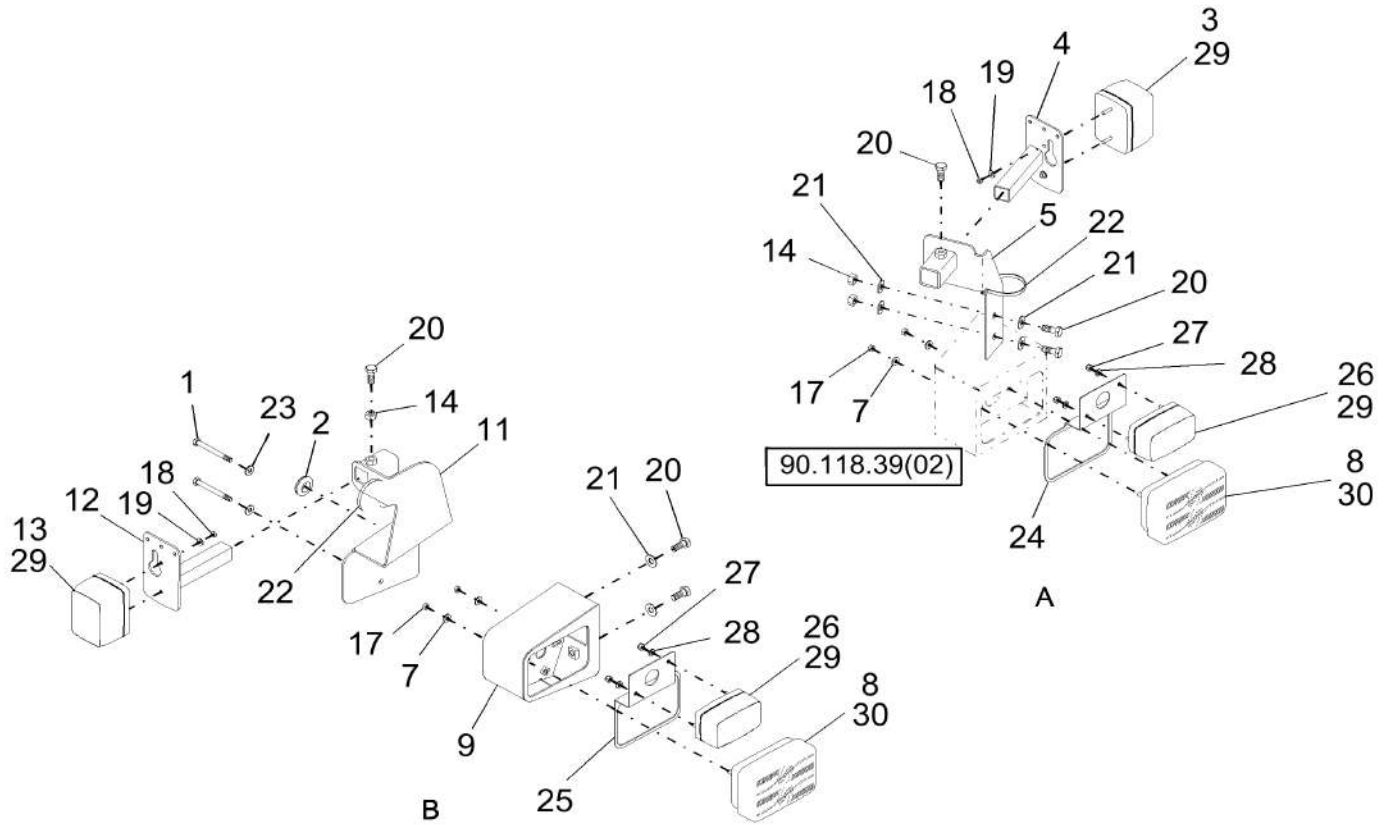
55.404.CL

01

p1

10/201
3

LIGHTS, FRONT PLATFORM - STANDARD - EU ONLY -



55.404.CL

01

p1

10/201
3**LIGHTS, FRONT PLATFORM - STANDARD - EU ONLY -**

REF FN	PART NUMBER	YR/SN	QTY DESCRIPTION
1	338413		2 BOLT Hex, M6 x 60, 8.8
2	102043		1 GROMMET 3/4" x 1 3/8" x 1 1/16"
3	84067994		1 SIDE LAMP ASSY L.H., Turn
4	84441698		1 SUPPORT L.H.
5	87281255		1 SUPPORT L.H.
6	435895		6 REFLECTOR Amber
7	322356		4 BELLEVILLE WASHER M5.1 x 12 x 1.85, HDN
8	84067986		2 HEADLAMP
9	84607394		1 HOUSING
10	437024		2 REFLECTOR Red
11	87494233		1 MOUNTING PLATE
12	84441699		1 SUPPORT
13	84067995		1 SIDE LAMP ASSY R.H., Turn
14	9706690		3 NUT Hex, M8, 1.25mm Pitch, 6.80mm High, CI 8, ZND
15	86616173		1 WIRE HARNESS R.H. - NOT SHOWN
16	86616172		1 WIRE HARNESS L.H. - NOT SHOWN
17	86508813		4 NUT M5, CI 8
18	100012		4 NUT M4, CI 8
19	322355		4 BELLEVILLE WASHER Belleville, M4
20	120104		6 BOLT Hex, M8 x 1.25 x 20mm, CI 8.8, Full Thd
21	322358		6 BELLEVILLE WASHER M8
22	86566989		2 CABLE TIE M4.75 x 190.5 L
23	322357		2 BELLEVILLE WASHER M6
24	1 86596662		1 BRACKET L.H.
25	1 84431478		1 BRACKET R.H.
26	1 84067992		2 LAMP
27	1 43440		4 LOCK NUT M5 x .8, CI 8
28	1 140014		4 WASHER M5 x 10 x 1
29	398877		4 BULB 12V, 21W (1) Included with Ref 3, 8 & 13

(1) Austria Only

7230 8230 9230

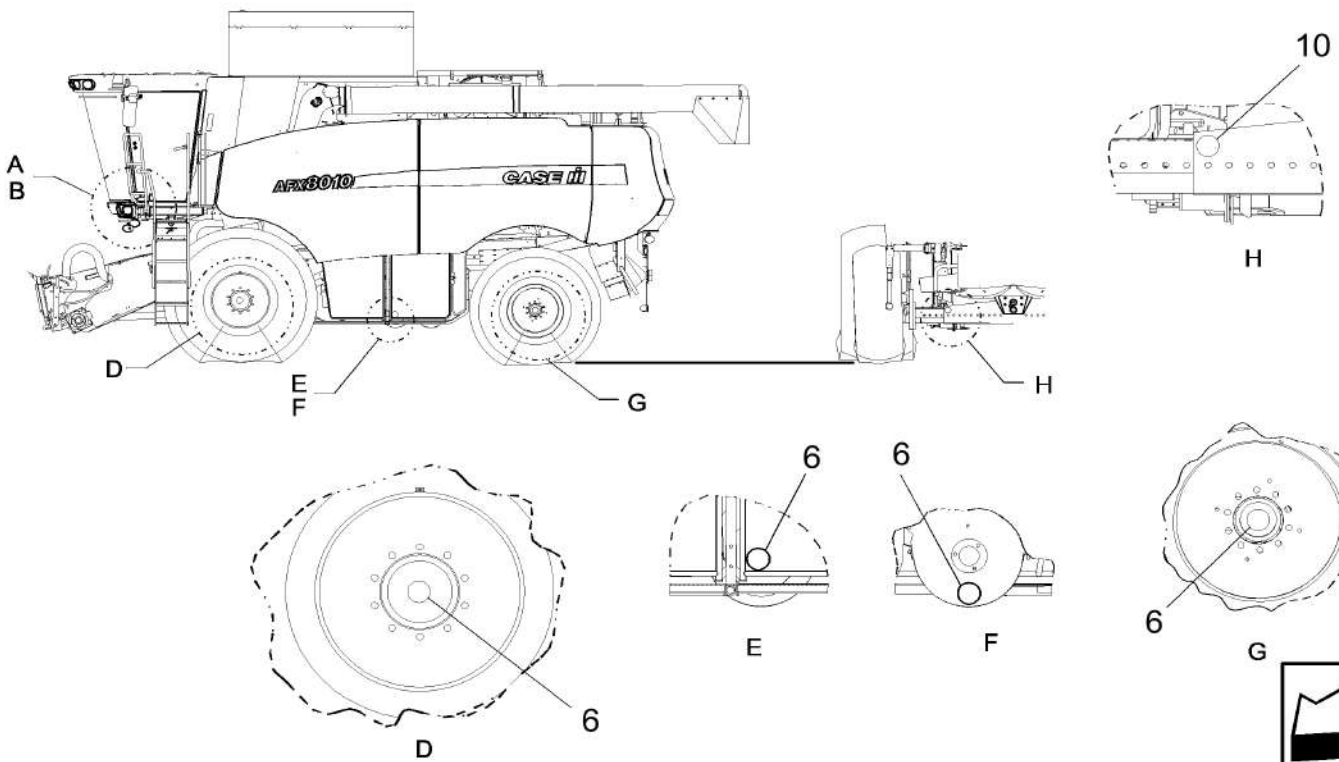
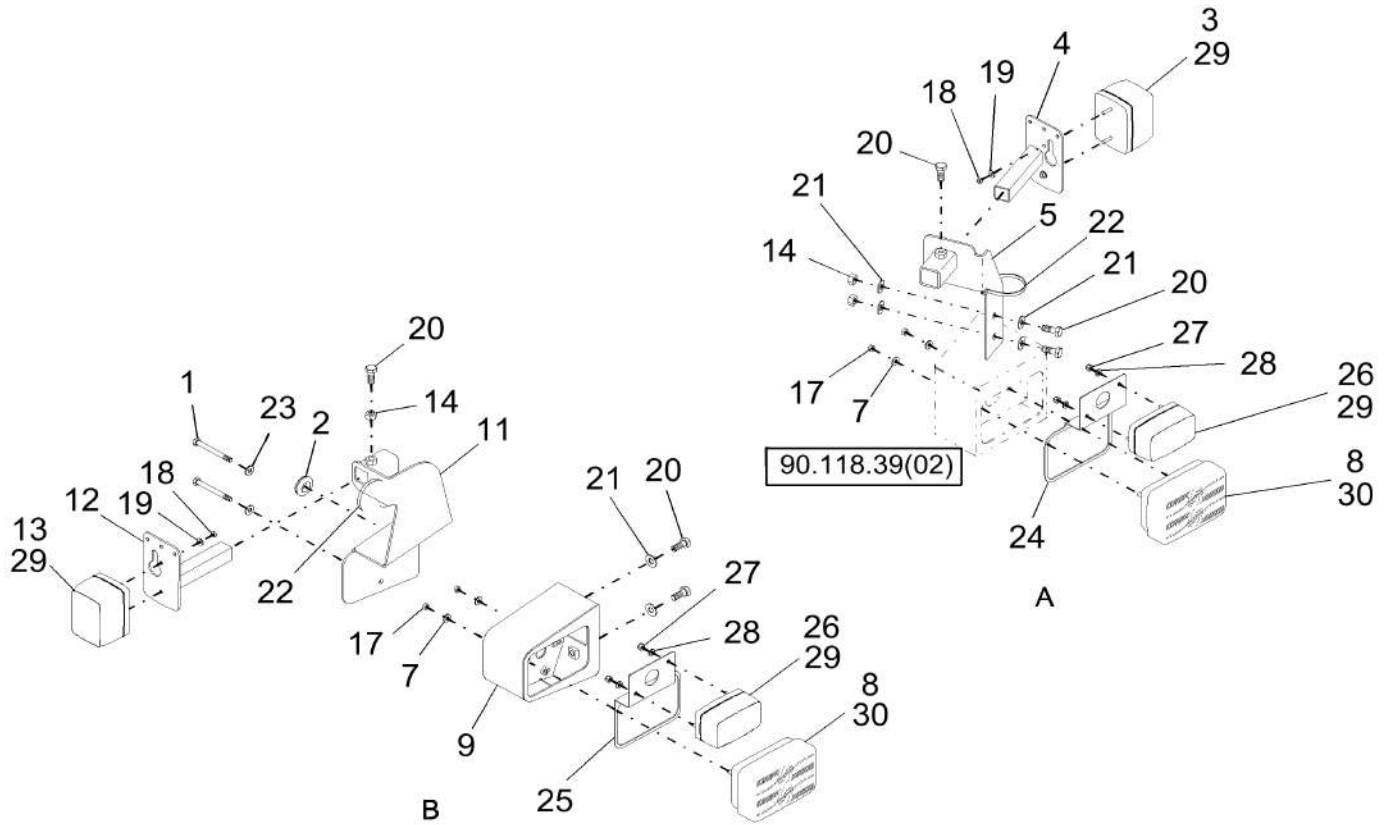
55.404.CL

01

p2

10/201
3

LIGHTS, FRONT PLATFORM - STANDARD - EU ONLY -



55.404.CL

01

p2

10/201
3

LIGHTS, FRONT PLATFORM - STANDARD - EU ONLY -

REF FN PART NUMBER

YR/SN

QTY DESCRIPTION

30

86616250

2 BULB #W5W, 5w (1) Included with Ref 26

7230 8230 9230

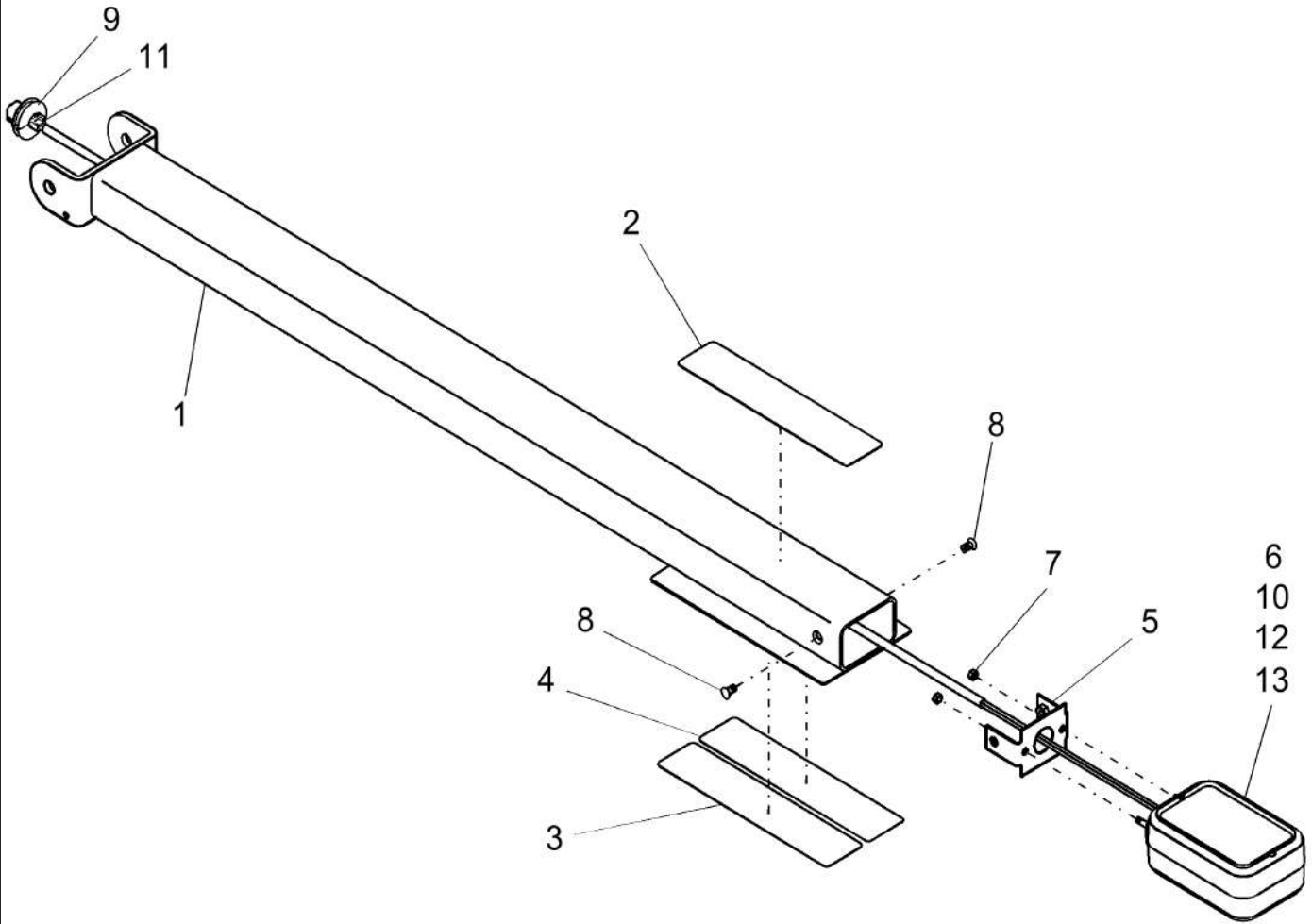
55.404.CL

02

p1

10/201
3

R.H. WARNING LIGHT, USED WITH L.H. PLATFORM & EXTENSIONS - NA, & ANZ ONLY



55.404.CL

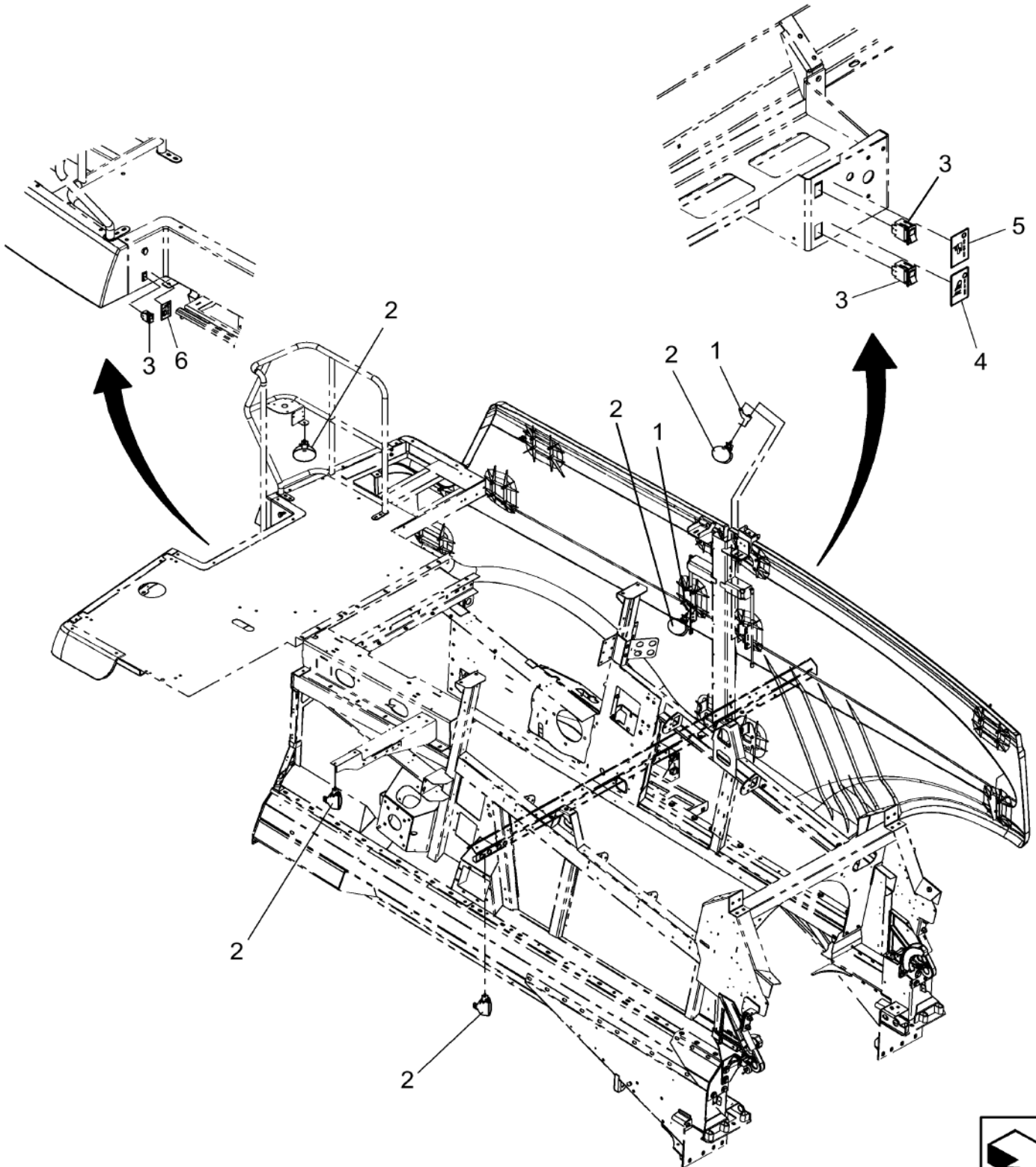
02

p1

10/201
3**R.H. WARNING LIGHT, USED WITH L.H. PLATFORM & EXTENSIONS - NA, & ANZ ONLY**

REF FN	PART NUMBER	YR/SN	QTY DESCRIPTION
1	87109527		1 ARM Supporting - Std
1	87109712		1 ARM Supporting, For 250 mm Platform Extensions
1	87109716		1 ARM Supporting, For 500 mm Platform Extensions
1	87109720		1 ARM Supporting, For 750 mm Platform Extensions
2	87105392		1 REFLECTOR Yellow, Front
3	87105393		1 REFLECTOR Red, Rear, Top
4	87105394		1 REFLECTOR Orange, Rear, Bottom
5	87105372		1 BRACKET
6	87283034		1 WARNING LIGHT Includes Ref 10 - 13
7	86508813		2 NUT M5, CI 8
8	86511855		2 SCREW Flat CSK, M6 x 1 x 12mm, CI 4.8
9	87015294		1 GROMMET 1/2" ID x 1 3/4" Groove Dia, Str Cut
10	232212A1		2 LENS Amber
11	222136A1		1 ELEC CONNECTOR Male, 2 Pin
12	233561A1		2 O-RING 120.37mm ID x 1.78mm Width
13	A41264		1 BULB #1156, 12V
			7230 8230 9230

LIGHTS, SERVICE



55.404.CN

01

p1

10/201
3

LIGHTS, SERVICE

REF FN	PART NUMBER	YR/SN	QTY DESCRIPTION
---------------	--------------------	--------------	------------------------

1	84149175		2 BRACKET
2	87001315		5 WORK LAMP Incl Bulb
2	139119A1		5 BULB #886, 12V, 50W
3	87603462		3 LIGHT SWITCH
4	87623369		1 DECAL Worklight
5	87623370		1 DECAL Light Switch
6	87623371		1 DECAL Light Switch

7230 8230 9230

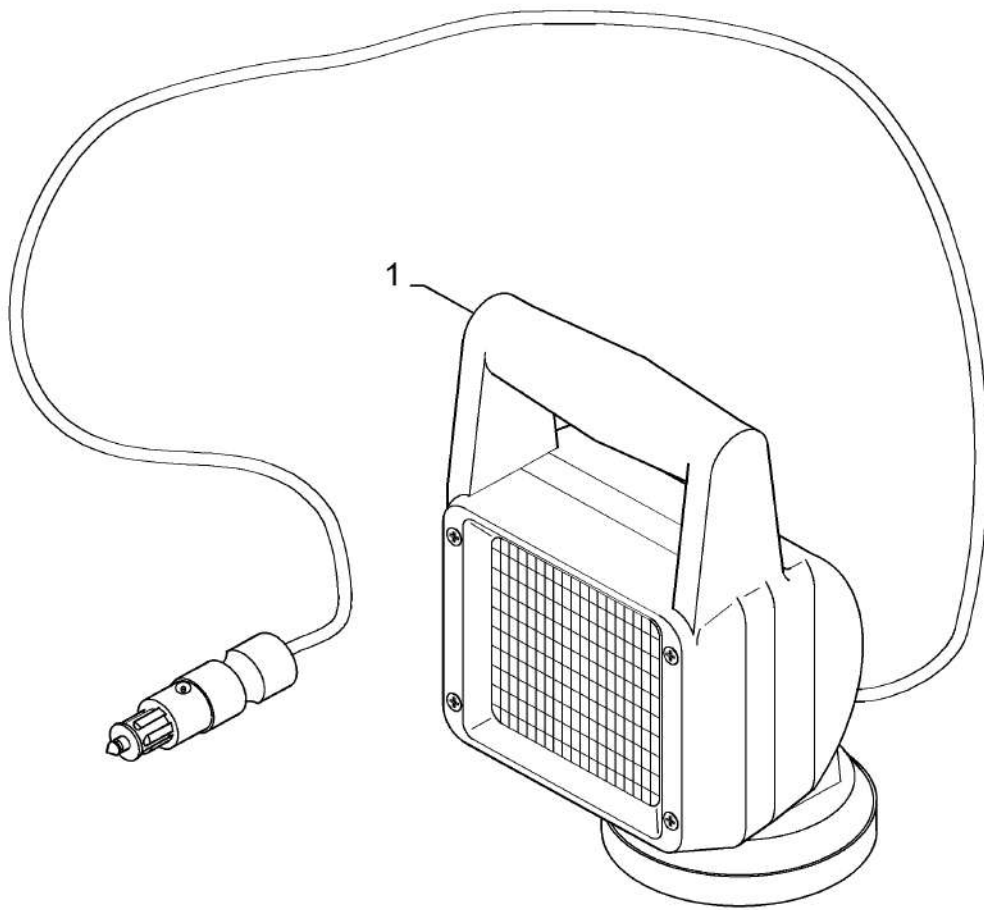
55.404.CN

02

p1

10/201
3

INSPECTION LAMP



55.404.CN

02

p1

10/201
3

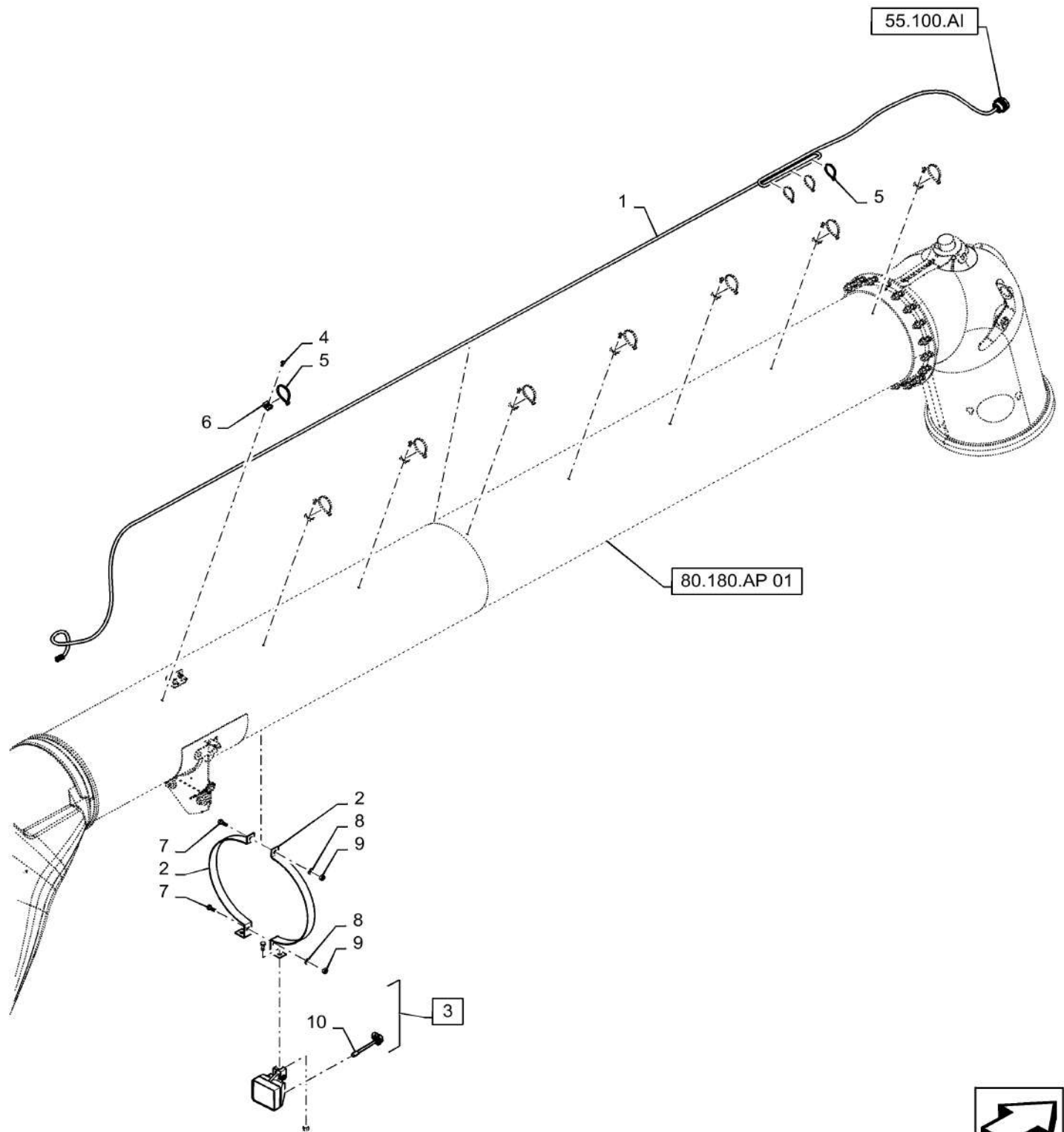
INSPECTION LAMP

REF FN	PART NUMBER	YR/SN	QTY DESCRIPTION
---------------	--------------------	--------------	------------------------

1	84081054		1 ADD. ERRANT LIGHT
1	86508819		1 POWER SOCKET Male
1	9703399		1 BULB 12V 55W

7230 8230 9230

LIGHT, UNLOADING AUGER



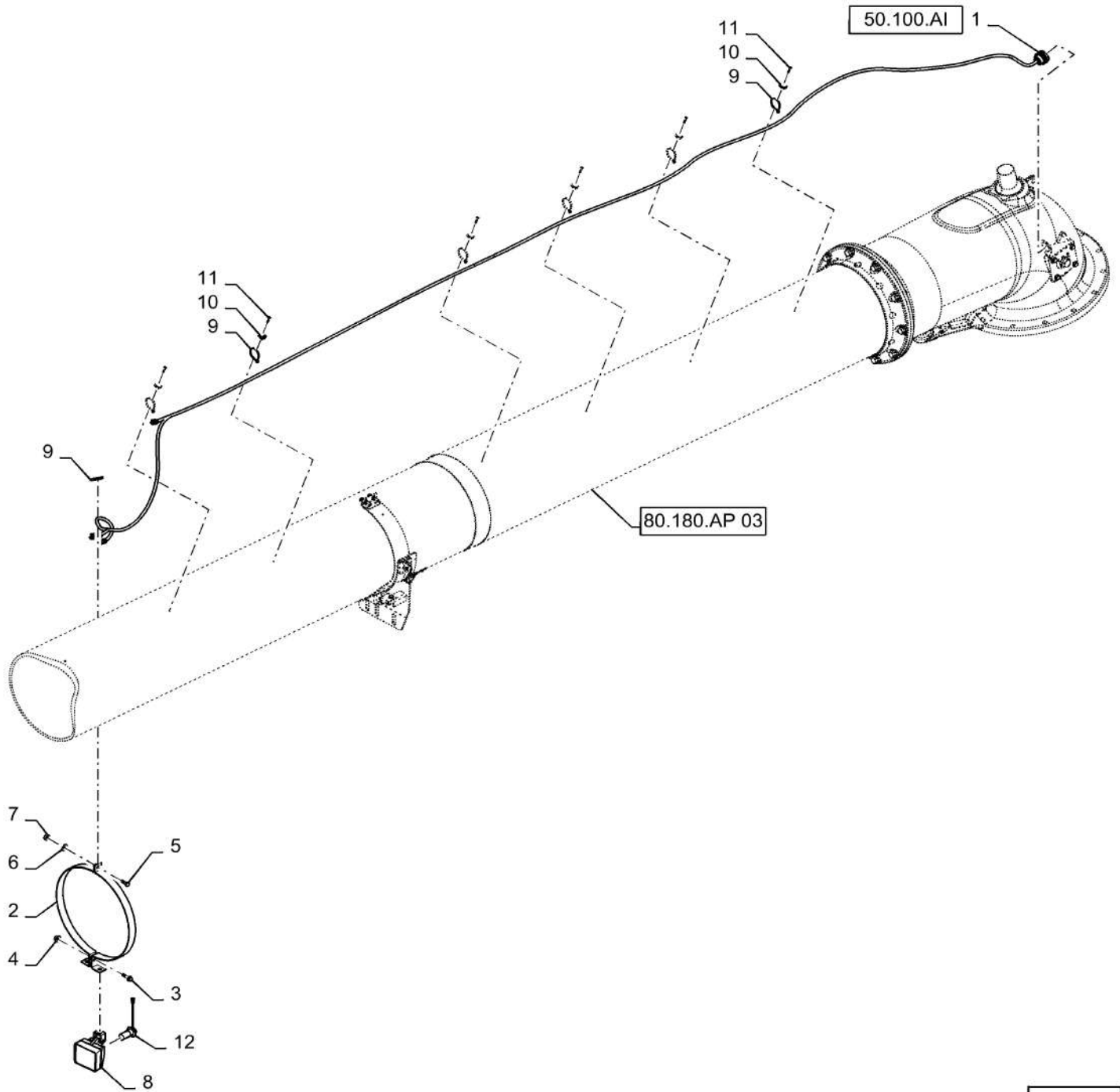
55.404.CU

02

p1

10/201
3

HARNESS, UNLOADING TUBE, HIGH SPEED



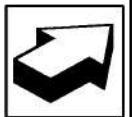
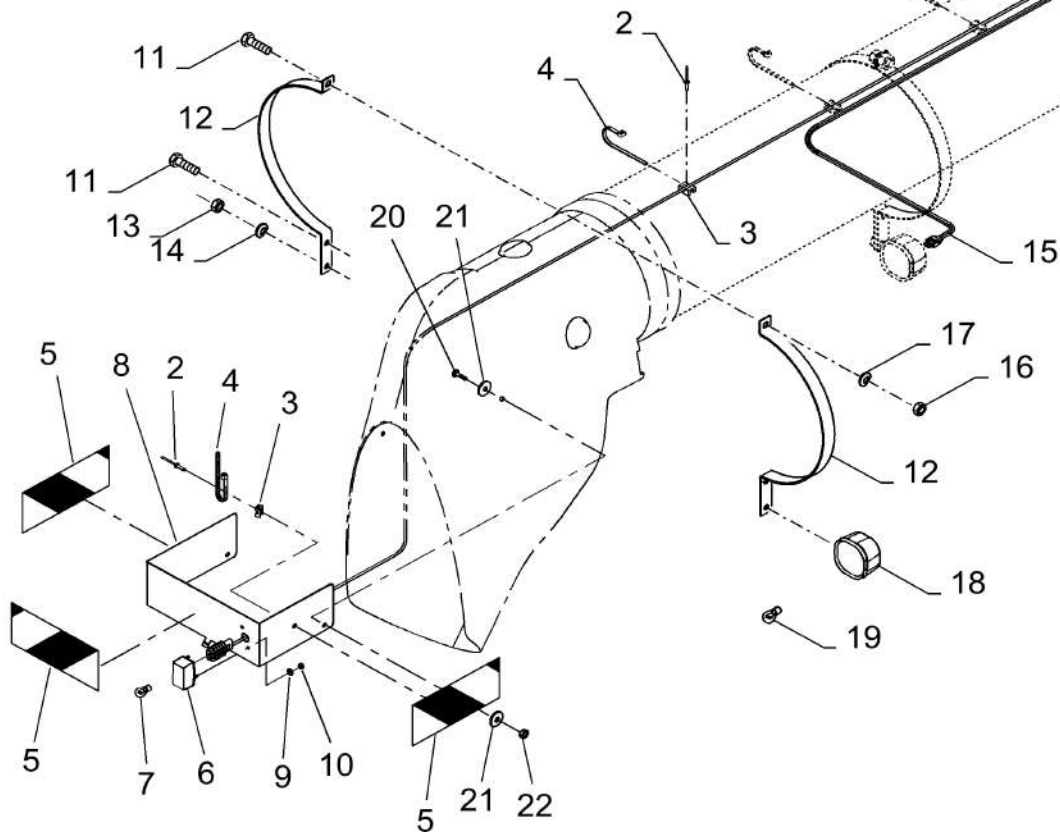
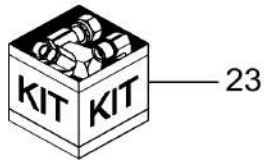
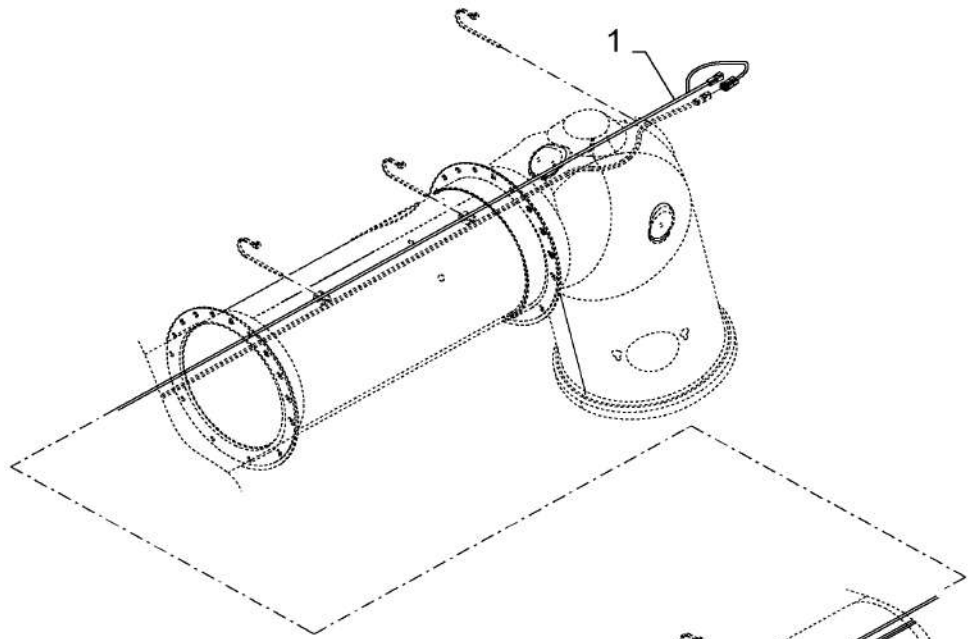
55.404.CU

02

p1

10/201
3

SIGNAL PLATES FOR UNLOADING TUBE; EUROPE ONLY



55.404.CU

02

p1

10/201
3**SIGNAL PLATES FOR UNLOADING TUBE; EUROPE ONLY**

REF FN	PART NUMBER	YR/SN	QTY DESCRIPTION
1	86610718		1 WIRE HARNESS
2	325911		2 RIVET Pop, M4.8 x 7.4
3	86590413		AR BASE
4	86566989		2 CABLE TIE M4.75 x 190.5 L
5	84441358		1 DECAL
6	84429842		1 LAMP (7)
7	86616250		1 BULB #W5W, 5w
8	87573924		1 BRACKET
9	9824326		2 WASHER M5 x 10 x 1 Thk
10	43440		2 LOCK NUT M5 x .8, CI 8
11	{43139}		2
12	87553982		2 BRACKET
13	9706690		1 NUT Hex, M8, 1.25mm Pitch, 6.80mm High, CI 8, ZND
14	322358		1 BELLEVILLE WASHER M8
15	87727145		1 UNLOADING TUBE 6000 mm L Signal Plates For Unloading Tube
16	100016		2 NUT M10, CI 8
17	140045		2 BELLEVILLE WASHER M10
18	84067907		1 WORK LAMP (19)
19	9847313		1 BULB #894, 12V, 37.5W
20	120100		3 BOLT Hex, M6 x 1 x 20mm, CI 8.8
21	9824259		6 WASHER 6.40mm ID x 12.00mm OD x 1.60mm, CST ZND
22	353308		3 NUT M6 x 1, CI 8
23	87544261		1 UNLOAD TUBE SIGNAL PLATE Kit; Incl Refs 1 Thru 7, 8 Thru 10, & 20 Thru 22

7230 8230 9230

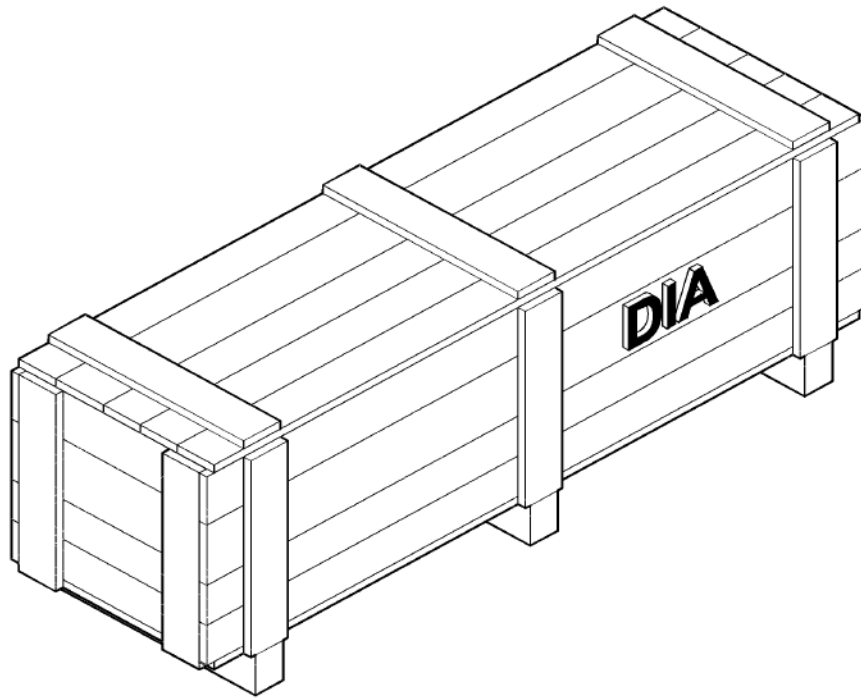
55.404.CU

03

p1

10/201
3

DIA KIT: UNLOADING TUBE SIGNAL PLATES, HC (HIGH CAPACITY) RIGID, EU ONLY



55.404.CU

03

p1

10/201
3

DIA KIT: UNLOADING TUBE SIGNAL PLATES, HC (HIGH CAPACITY) RIGID, EU ONLY

REF FN PART NUMBER

YR/SN

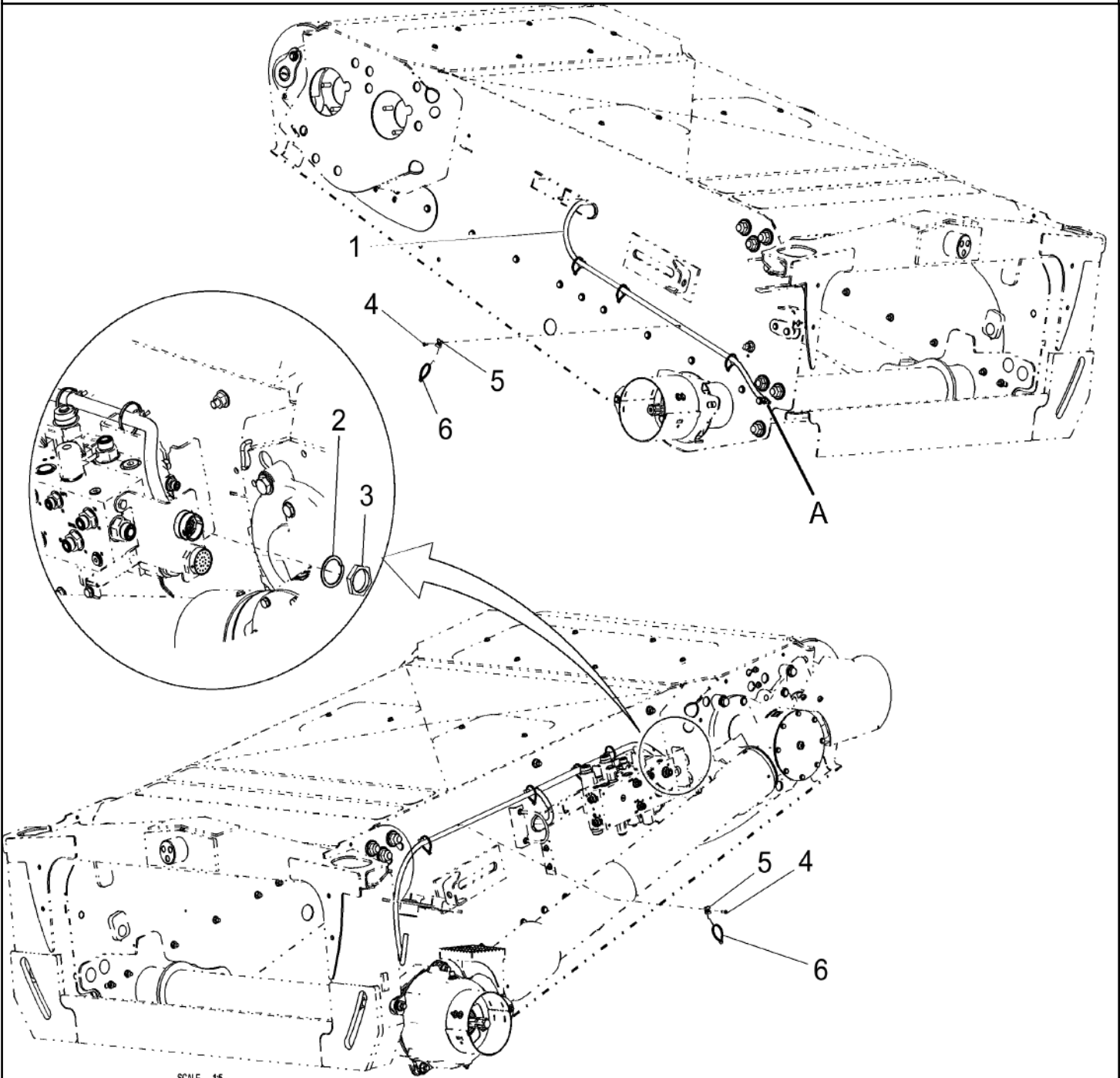
QTY DESCRIPTION

84361799

1 UNLOADING TUBE DIA Kit, Unloading Tube Signal
Plates, HC (High Capacity), EU Only

7230 8230 9230

FEEDER ELECTRIC



SCALE 15



55.421.AX

p1

10/201
3

FEEDER ELECTRIC

REF FN	PART NUMBER	YR/SN	QTY DESCRIPTION
1	84294488		1 WIRE HARNESS Feeder
2	636665		1 LOCK WASHER M43 x 4.75 x 1.575 Thk
3	86619907		1 NUT 1.6875"-18
4	445395		9 RIVET Pop, M4.8 x 18.1
5	86590413		9 BASE
6	86566989		9 CABLE TIE M4.75 x 190.5 L

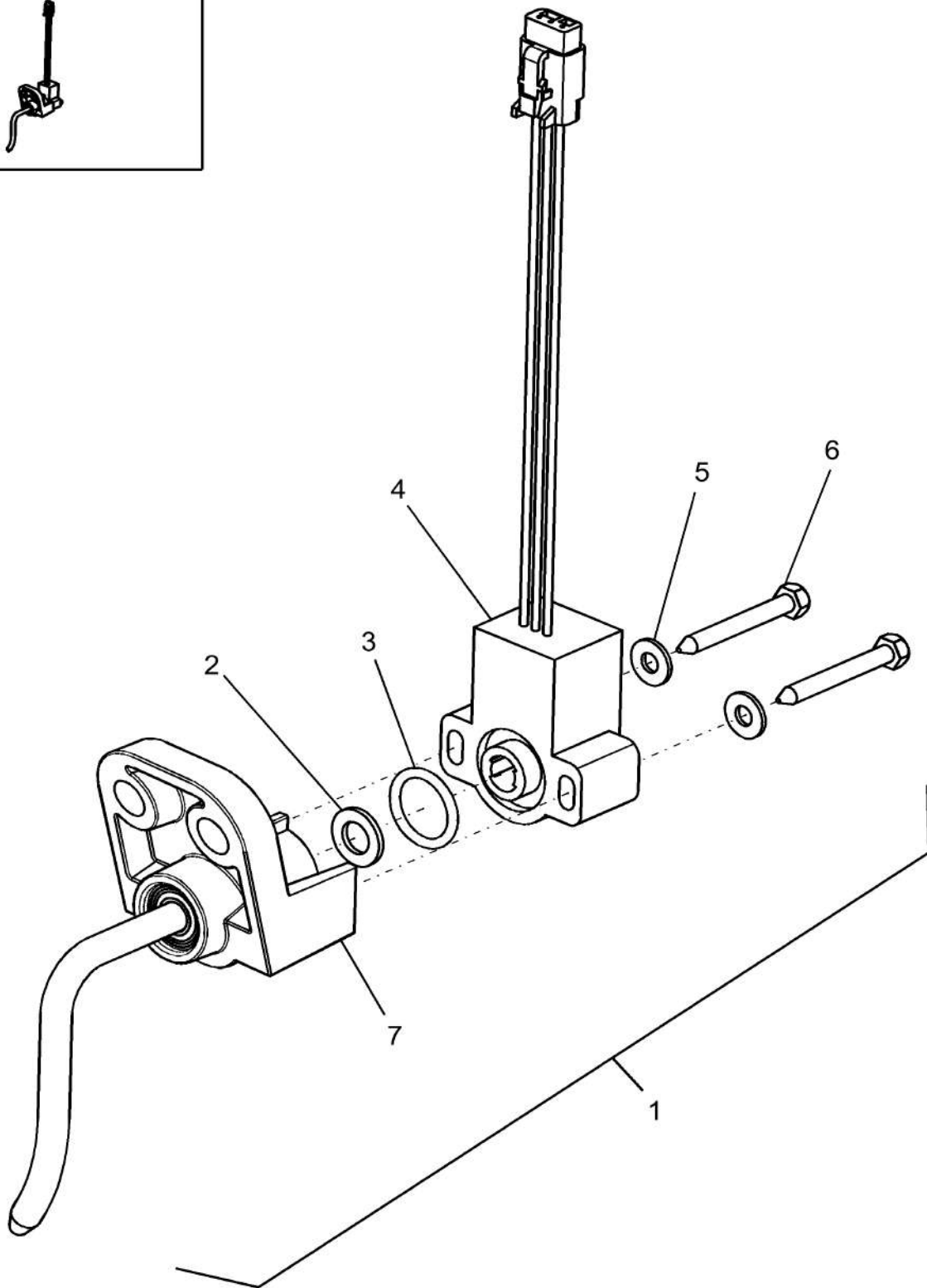
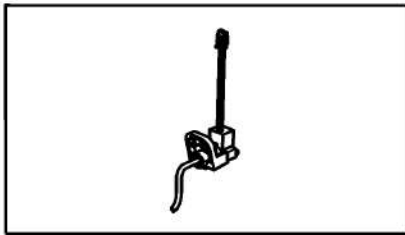
7230 8230 9230

55.423.AC

p1

10/201
3

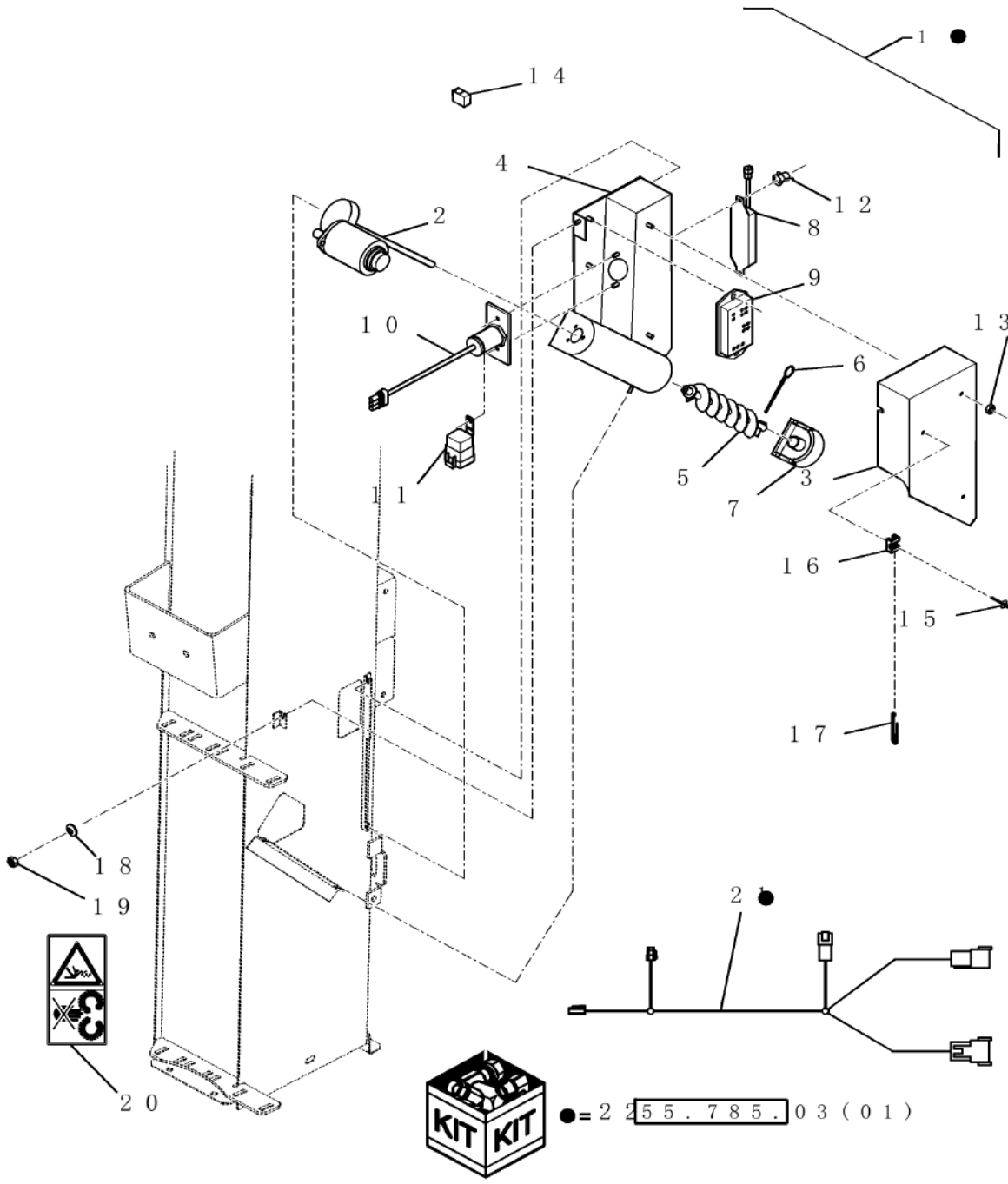

SENSOR, TAILINGS VOLUME



SENSOR, TAILINGS VOLUME

REF FN	PART NUMBER	YR/SN	QTY DESCRIPTION
1	84212481		1 SENSOR Tailings Volume; Incl Refs 2 Thru 7
2	86624184		1 WASHER Flat, 9.00mm ID x 16.00mm OD x 1.60mm, CST, ZND
3	75285739		1 O-RING
4	87283865		1 SENSOR Tailings Volume
5	88612		2 WASHER #10
6	86837479		2 SELF-TAP SCREW Hex Hd, M4.8 x 40
7	NSS		1 NOT SERVICED SEPARATELY Housing
			7230 8230 9230

MOISTURE SENSOR



● = 2 255.785.03 (01)



MOISTURE SENSOR

REF FN	PART NUMBER	YR/SN	QTY DESCRIPTION
	84081163		1 SENSOR Moisture; Incl Ref 1, 18, 19, 20, & 21
1	87534936		1 SENSOR Moisture; Incl 2 Thru 17
2	84435827		1 ELECTRIC MOTOR
3	87536585		1 COVER
4	84435325		1 HOUSING
5	84435828		1 AUGER
6	84435829		2 PIN
7	84435830		1 BLOCK
8	87534933		1 SENSOR
9	84435831		1 PRINTED CIRCUIT BOARD
10	84435833		1 SWITCH ASSY Moisture
11	84435874		1 RELAY
12	84814892		2 WING NUT M6 x 1
13	86512440		7 NUT M6, CI 10
14	84320044		1 FUSE 5 Amp
15	445394		1 RIVET Pop, M4.8 x 12.7
16	86590413		1 BASE
17	86566989		1 CABLE TIE M4.75 x 190.5 L CABLE STRAP
18	322357		5 BELLEVILLE WASHER M6
19	9706755		5 NUT M6, CI 8
20	84004736		1 DECAL
21	1 87634523		1 WIRE HARNESS Yield & Moisture; Incl In Kit 87712022
22	87712022		AR DIA KIT, HARVESTER Yield & Moisture
(1)	Yield Sensor Connector has Four Pins		
			7120 7230 8120 9120

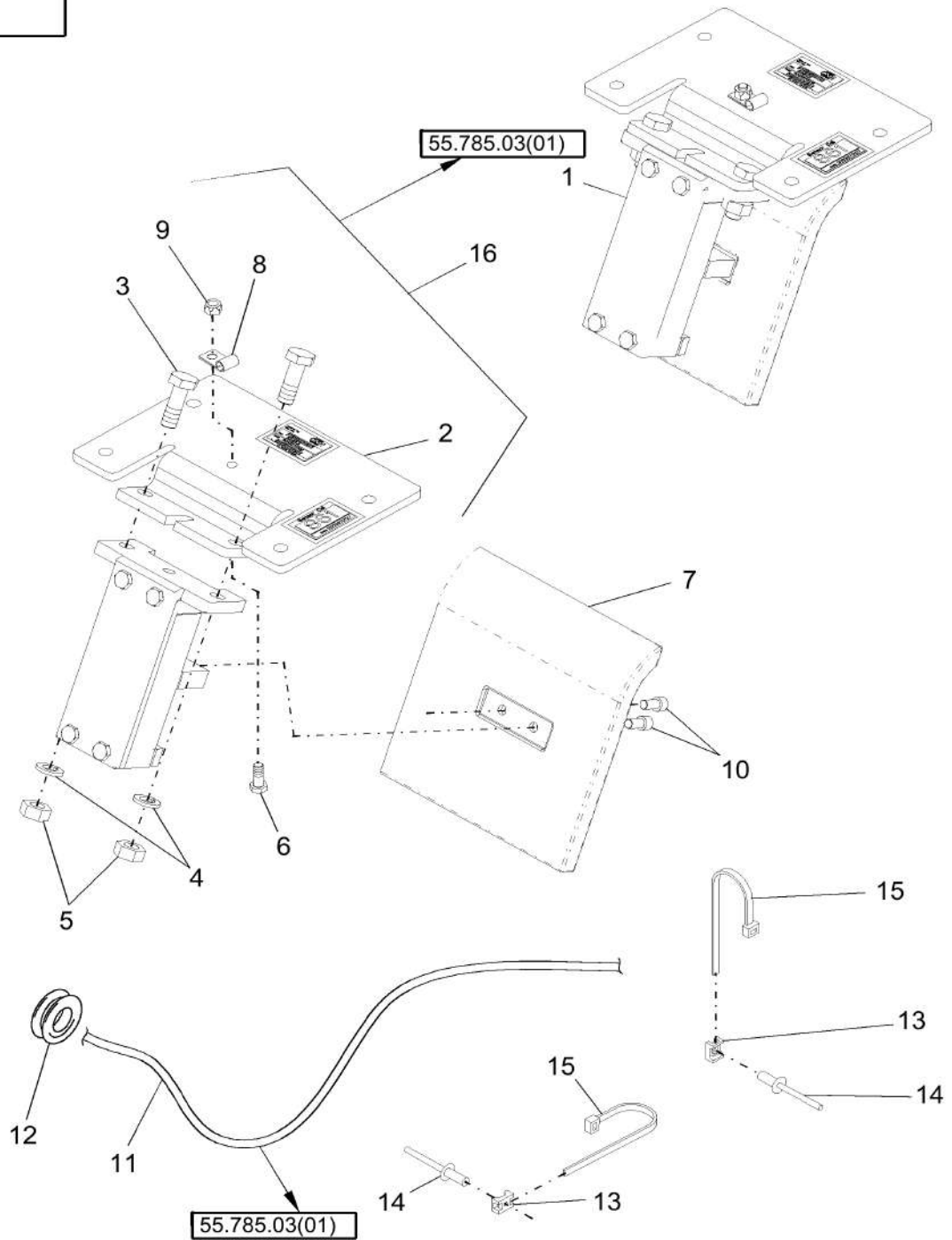
55.426.AA

01

p1

10/201
3

GRAIN FLOW SENSOR



55.426.AA

01

p1

10/201
3**GRAIN FLOW SENSOR**

REF FN	PART NUMBER	YR/SN	QTY DESCRIPTION
1	87387778		1 SENSOR Grain Flow; Incl Ref 2 thru 10 WITH PLASTIC Plate
2	87283658		1 SUPPORT Plate
3	9515003		2 SCREW Hex, M10 x 1.5 x 30mm, CI 10.9, Full Thd
4	892-11010		2 LOCK WASHER M10
5	100016		2 NUT M10, CI 8
6	86508568		1 BOLT Hex, M6 x 16mm, CI 8.8, Full Thd
7	87280785		1 PLATE Aluminum
7	87282433		1 PLATE Stainless Steel
7	87283836		1 PLATE Plastic, Incl (2) Ref 10
8	272535		1 CLAMP 1/8", Insul, 1/4" Bolt
9	353308		1 NUT M6 x 1, CI 8
10	61-3258		2 HEX SOC SCREW Hex Soc Hd, 1/4"-20 x 1/2"
11	1 87634523		1 WIRE HARNESS Flow and Moisture
12	87379691		1 GROMMET
13	86590413		5 BASE Base, Wire Tie
14	425521		5 RIVET
15	86566989		5 CABLE TIE M4.75 x 190.5 L
16	87387778		1 SENSOR Flow - Components NSS

(1) Yield Sensor Connector has Four Pins

7230 8230 9230

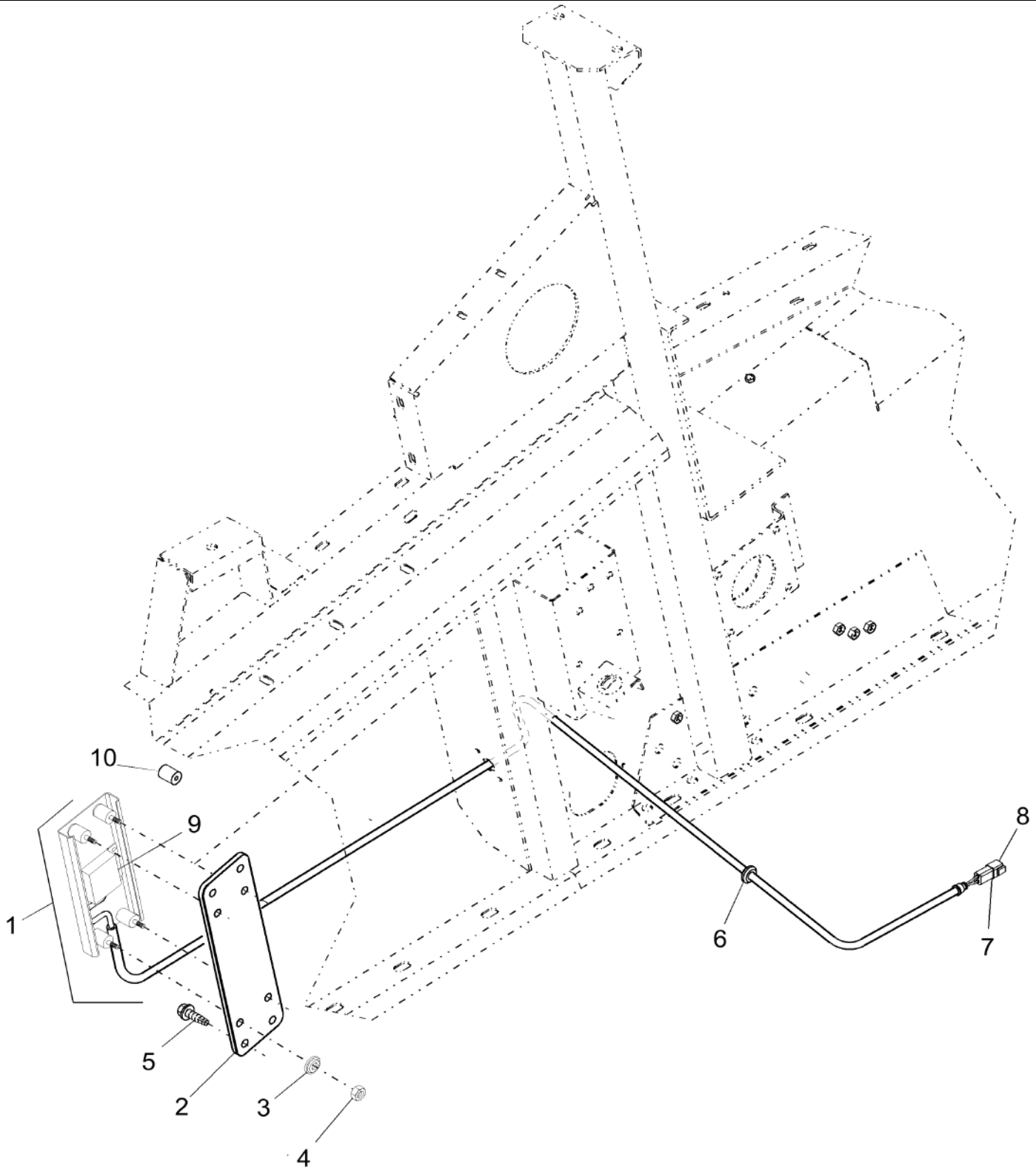
55.426.AA

02

p1

10/201
3

ROTOR LOSS SENSOR



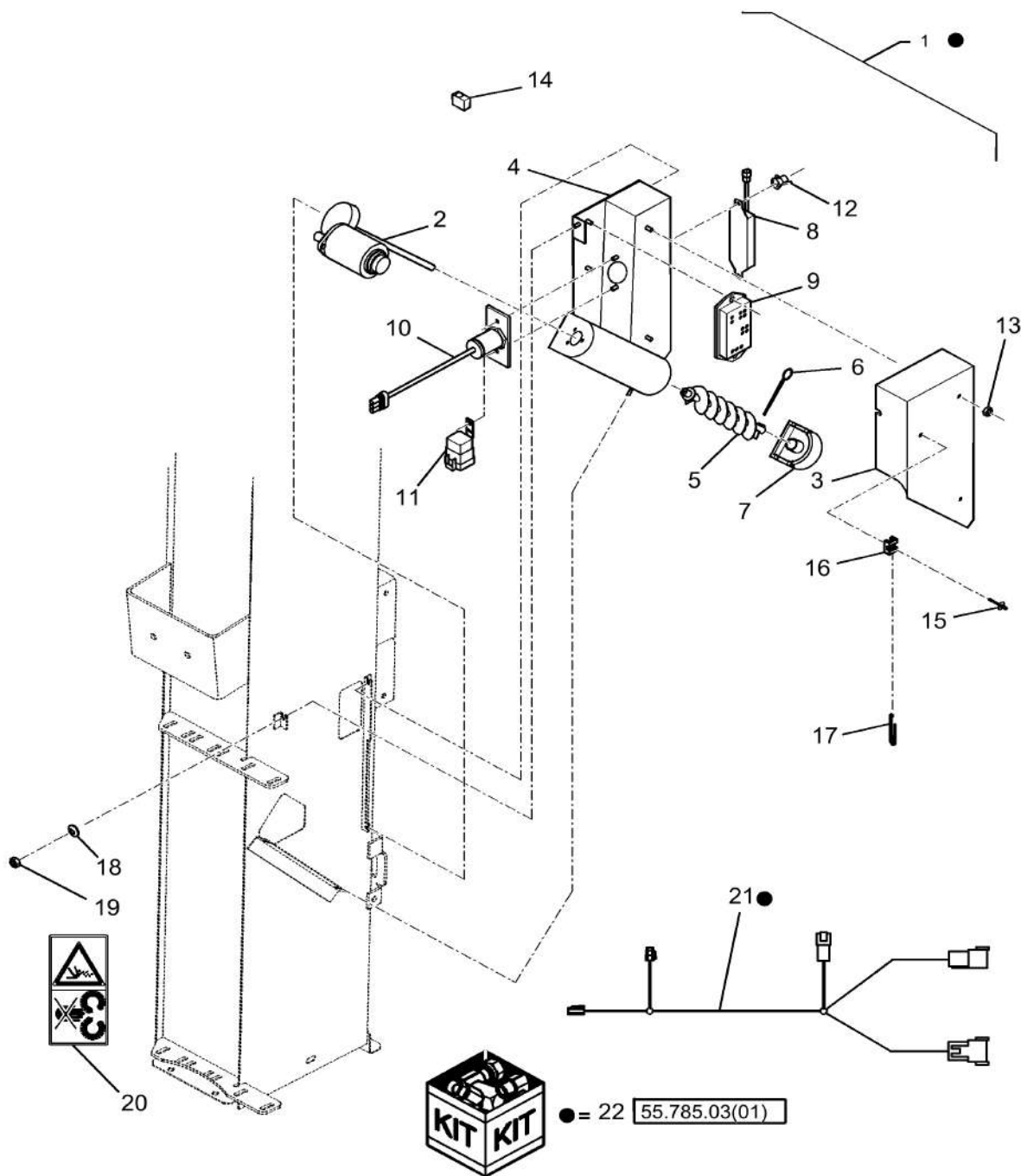
55.426.AD

01

p1

10/201
3

MOISTURE SENSOR



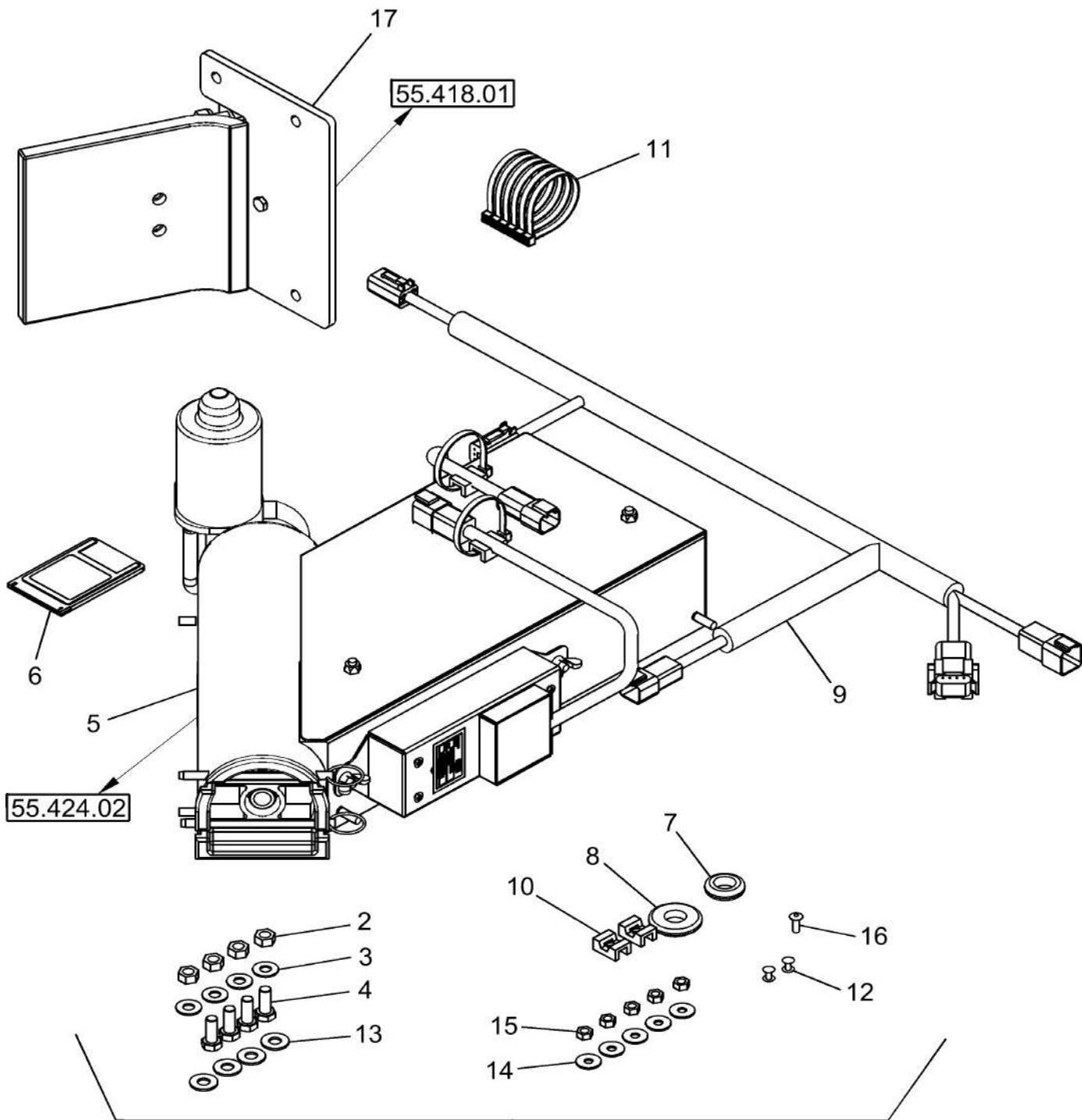
MOISTURE SENSOR

REF FN	PART NUMBER	YR/SN	QTY DESCRIPTION
1	84295603		1 SENSOR Moisture; Incl 2 Thru 17
2	84435827		1 ELECTRIC MOTOR
3	87536585		1 COVER
4	84435325		1 HOUSING
5	84435828		1 AUGER
6	84435829		2 PIN
7	84435830		1 BLOCK
8	87534933		1 SENSOR
9	84435831		1 PRINTED CIRCUIT BOARD
10	84435833		1 SWITCH ASSY Moisture
11	84435874		1 RELAY
12	84814892		2 WING NUT M6 x 1
13	86512440		7 NUT M6, CI 10
14	84320044		1 FUSE 5 Amp
15	445394		1 RIVET Pop, M4.8 x 12.7
16	86590413		1 BASE
17	86566989		1 CABLE TIE M4.75 x 190.5 L
18	322357		5 BELLEVILLE WASHER M6
19	9706755		5 NUT M6, CI 8
20	84004736		1 DECAL
21	1 87634523		1 WIRE HARNESS Yield & Moisture; Incl In Kit
22	87712022		AR DIA KIT, HARVESTER Yield & Moisture

(1) Yield Sensor Connector has Four Pins

7230 8230 9230

GRAIN FLOW/MOISTURE SENSOR



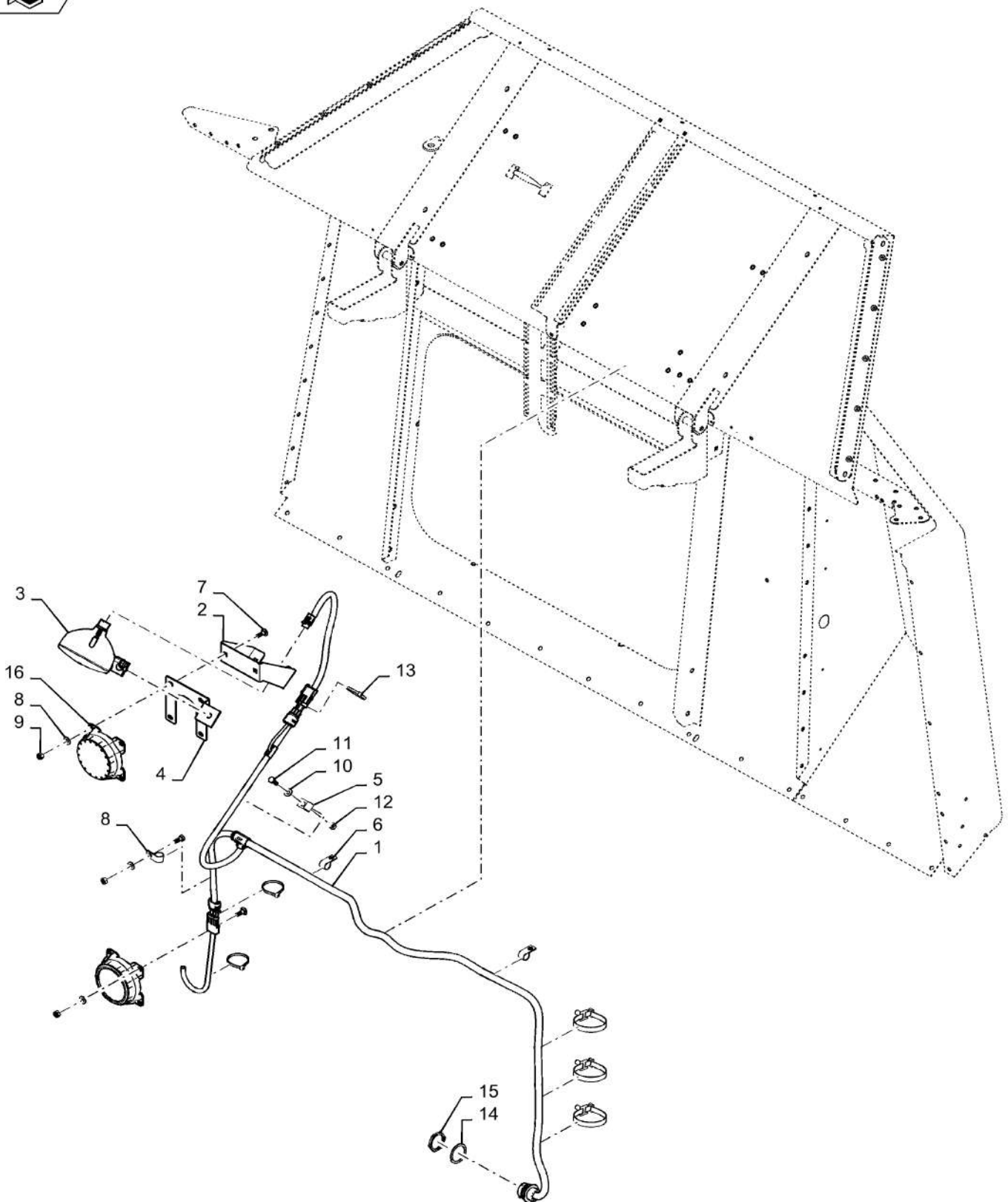
55.426.AH

01

p1

10/201
3

WIRE HARNESS, GRAIN TANK



55.426.AH

01

p1

10/201
3**WIRE HARNESS, GRAIN TANK**

REF FN	PART NUMBER	YR/SN	QTY DESCRIPTION
1	84511551		1 WIRE HARNESS
2	86975897		1 BRACKET
3	87329757		1 LAMP
4	84471274		1 BRACKET
5	86010402		2 CLAMP 1/2", Insul, 3/8" Bolt
6	9706748		3 CLAMP 5/8", Insul, 5/16" Bolt
7	86507486		6 CARRIAGE BOLT Sht Sq Nk, M8 x 20mm, CI 8.8, Full Thd
8	140016		6 WASHER M8 x 16 x 1.6
9	86629542		6 NUT M8 x 1.25, CI 8
10	322358		5 BELLEVILLE WASHER M8
11	120104		3 BOLT Hex, M8 x 1.25 x 20mm, CI 8.8, Full Thd
12	9706690		3 NUT Hex, M8, 1.25mm Pitch, 6.80mm High, CI 8, ZND
13	86566989		4 CABLE TIE M4.75 x 190.5 L
14	9861349		1 LOCK WASHER M38 x 1.57 Thk
15	9861348		1 NUT 1 1/2"-18
16	87532857		2 SENDER UNIT Grain Bin Level

7230 8230 9230

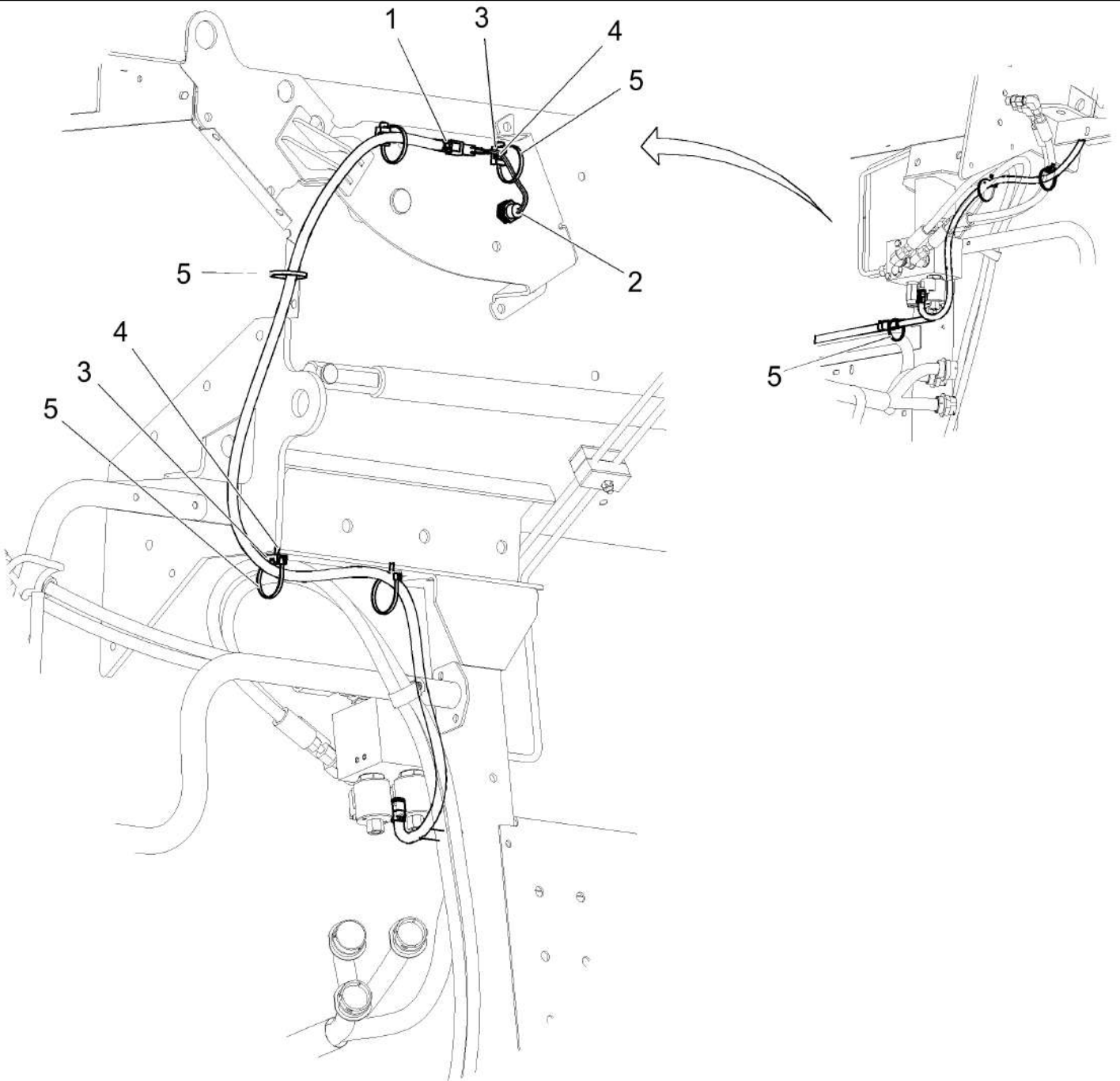
55.426.AH

02

p1

10/201
3

WIRING HARNESS, GRAIN TANK COVER, 315 & 350 BUSHEL



55.426.AH

02

p1

10/201
3

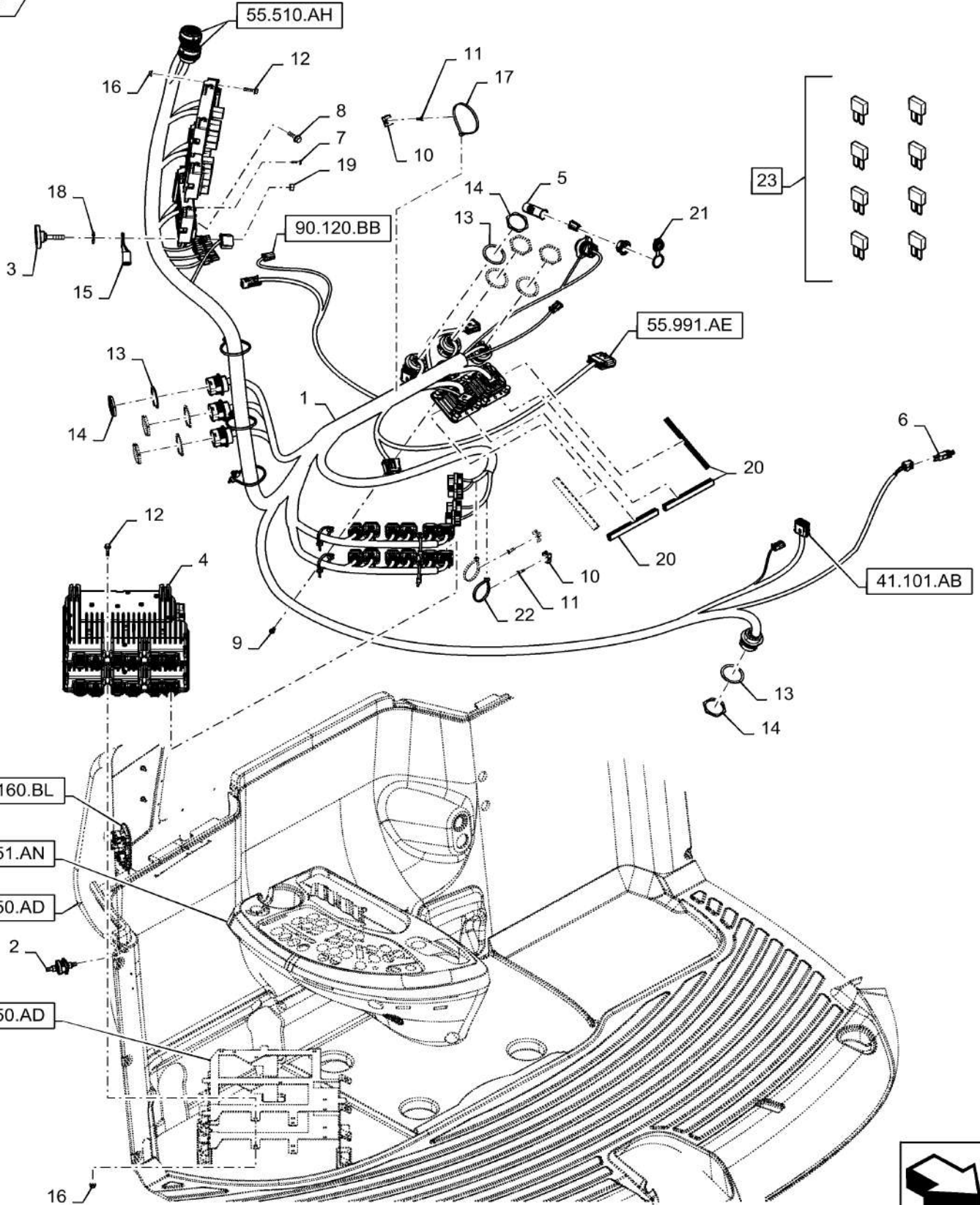
WIRING HARNESS, GRAIN TANK COVER, 315 & 350 BUSHEL

REF FN	PART NUMBER	YR/SN	QTY	DESCRIPTION
1	84137815		1	WIRE HARNESS Grain Tank Cover, Harness
2	87342073		1	SENSOR
3	86590413		4	BASE
4	445394		4	RIVET Pop, M4.8 x 12.7
5	1 86566989		1	CABLE TIE M4.75 x 190.5 L

(1) Sold in Pkg of 10, Only 6 each Needed this Application

7230 8230 9230

CAB, ELECTRICAL



55.510.AF

01

p1

10/201
3**CAB, ELECTRICAL**

REF FN	PART NUMBER	YR/SN	QTY DESCRIPTION
1	47484368		1 WIRE HARNESS Cab Main
1	47466847		1 WIRE HARNESS Cab Main
2	190158A1		1 BLOCK Junction Box
3	303717A1		2 JUNCTION BLOCK
4	84589140		2 MODULE ECU/UCM
5	388812A1		1 OUTLET 10A 12V
6	1983341C1		1 SWITCH LH Door Switch
7	117067A1		1 SELF-TAP SCREW Cross Pan Hd, #10-24 x 3/4"
8	87698833		1 BOLT Hvy Hex Flg, M8 x 25mm, CI 10.9, Full Thd Flange, M8 X 25mm 10.9
9	87040922		8 SELF-TAP SCREW Hex Wash Hd, .216" x 5/8"
10	86590413		7 BASE Wire Tie
11	445395		7 RIVET Pop, M4.8 x 18.1
12	87670758		20 BOLT Flange, M6 X 25mm 10.9
13	84420455		8 LOCK WASHER Size 24
14	87271930		8 NUT Size 24
15	47406283		1 CABLE Ground Strap
16	86050300		20 FLANGE NUT M6 x 1, Flg, CI10
17	86566990		3 CABLE TIE M4.8 x 292 L
18	140045		2 BELLEVILLE WASHER M10
19	425-106		2 NUT 3/8"-16, G5
20	1327979C1		4 MOLDING Black Edge Trim
21	84556691		1 COVER 10A Outlet Dust Cover
22	86566989		2 CABLE TIE M4.75 x 190.5 L
23	222699A1		1 FUSE KIT Contains 1 of each: 3,5,7.5,10,15,20,25,30 Amp Fuse

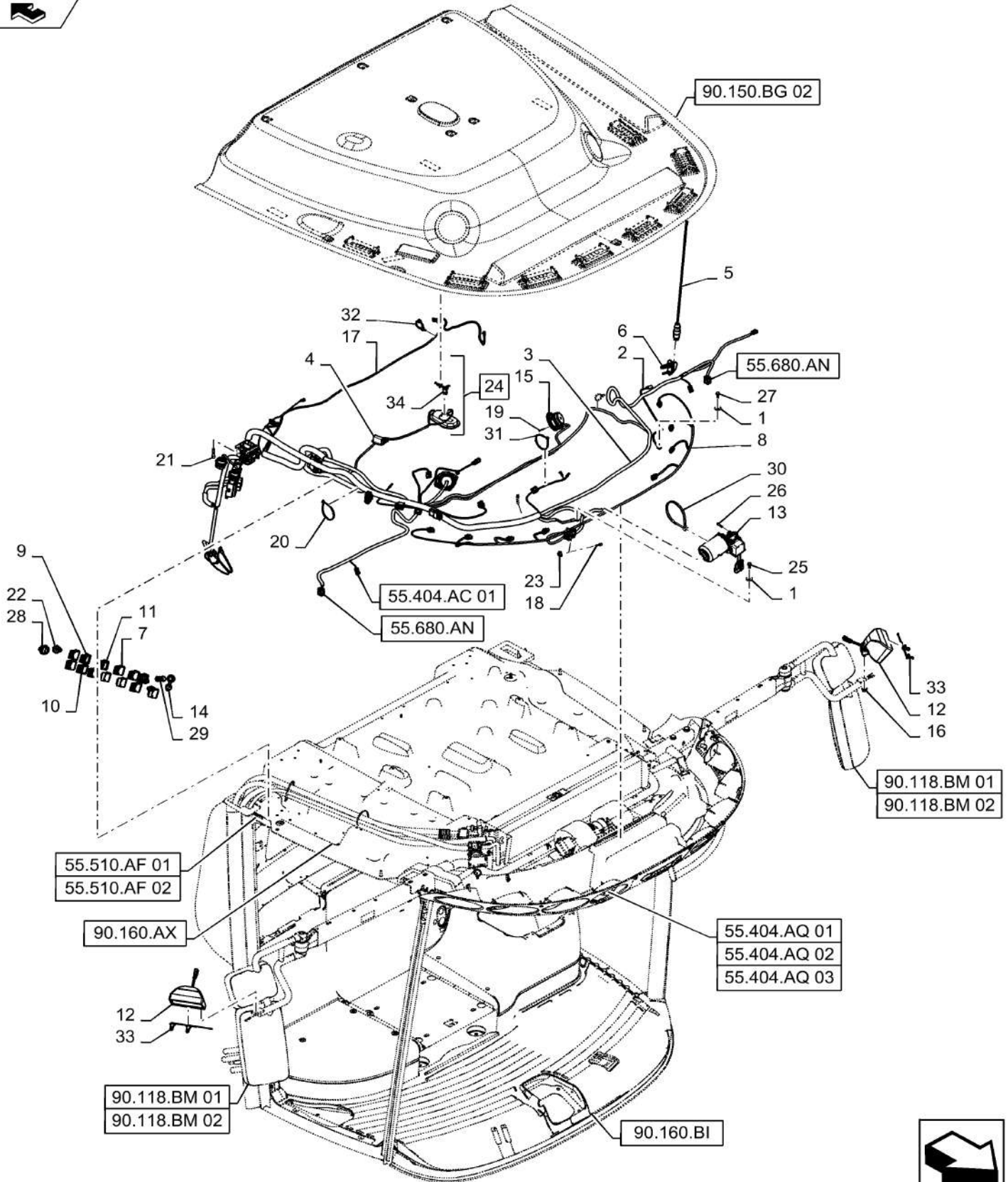
7230 8230 9230

55.510.AH

p1

10/201
3

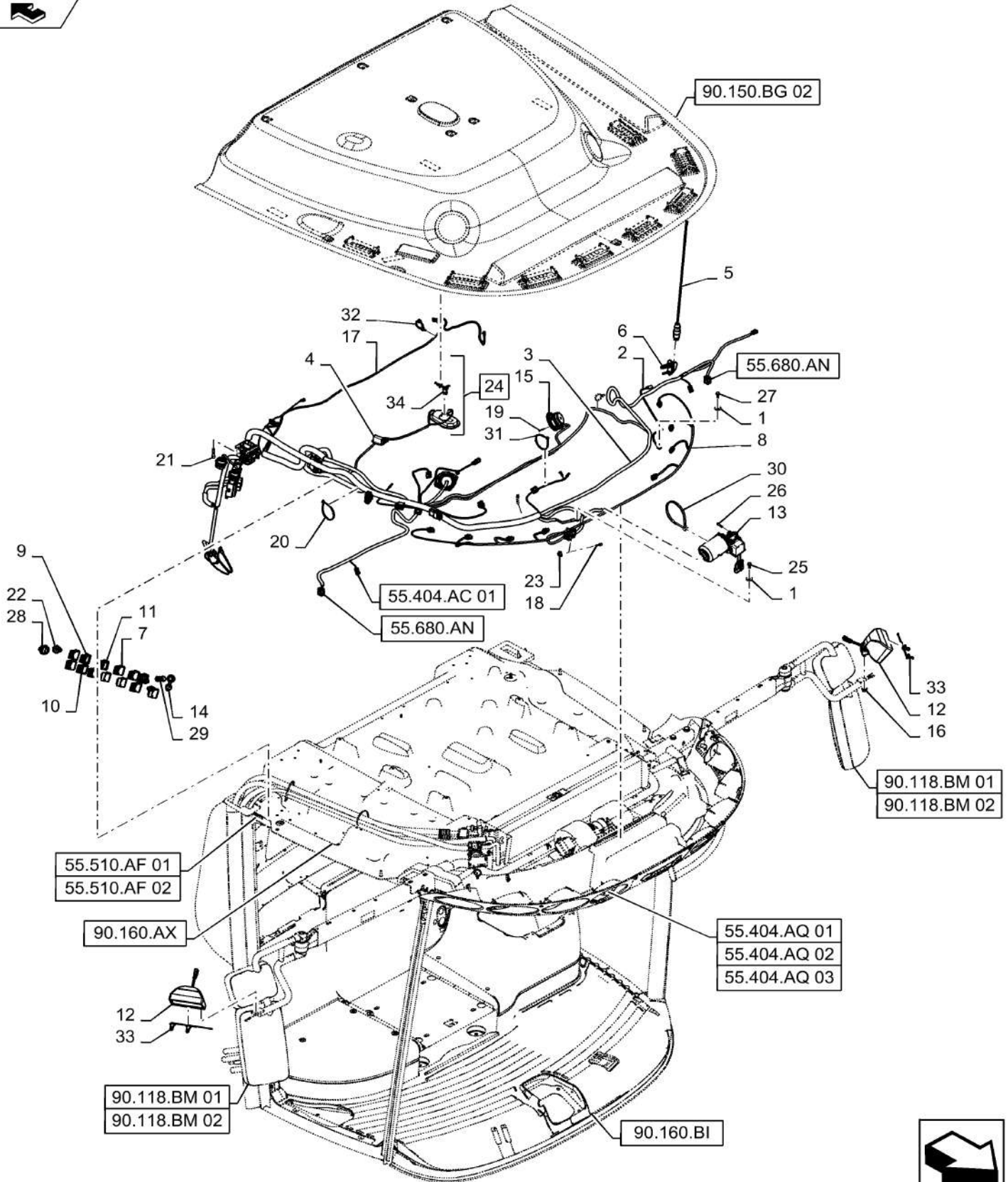
CAB ROOF ELECTRICAL



CAB ROOF ELECTRICAL

REF FN	PART NUMBER	YR/SN	QTY DESCRIPTION
1	140041		2 WASHER M8 x 28 x 3
2	47384533		1 CABLE Radio Antenna, 2310mm Long W/Ground Strap
3	47497190		1 WIRE HARNESS Upper Roof, To Mirrors, Beacons, Wiper Motor, Blower, Connects To X036 Cab Lower Harness
4	84067961		1 CEILING LAMP RH Rear, LED
5	84143970		1 ANTENNA Mast, 760mm Tall, M8 Female Thread
6	84143971		1 SUPPORT Antenna Base
7	84320263		10 BLANK-OFF PLUG Switch Covers
8	84344572		1 WIRE HARNESS Roof, Headlights Only, Connects To 47497190 (3)
9	84370689		1 SWITCH Rocker, Hazards
10	84380249		1 SWITCH Rocker, Wiper Speed
11	84380254		1 SWITCH Rocker, Road Mode
12	84380267		2 LAMP Work, Twin Beam Flood, Incl 33
13	84398515		1 ELECTRIC MOTOR Wiper Motor
14	84556691		1 COVER 12V 10 A Dust Cover
15	84594043		2 SPEAKER Front Speaker
16	86050279		2 FLANGE NUT M10 x 1.5, Flg, Cl 10
17	47497195		1 WIRE HARNESS Lower Roof, Speakers, Radio, Switch Bank, A-Pillar, ATC, Fuse Block, Connects To Cab Main Harness and Upper Roof Harness
18	86511042		4 SCREW Pan, M4 x 0.5 x 16mm
19	86511824		4 SCREW Pan, M4 x 0.7 x 20mm, Cl 4.8
20	86566990		6 CABLE TIE M4.8 x 292 L
21	86625213		4 HEX SOC SCREW M5 x 12mm, Cl 8.8, Full Thd
22	86729670		1 KNOB Blower Speed
23	87301238		4 NUT M4 Flange
24	87301983		1 INTERIOR LIGHT Courtesy Lamp, Incl 34
			5130 6130 7130 7230 8230 9230

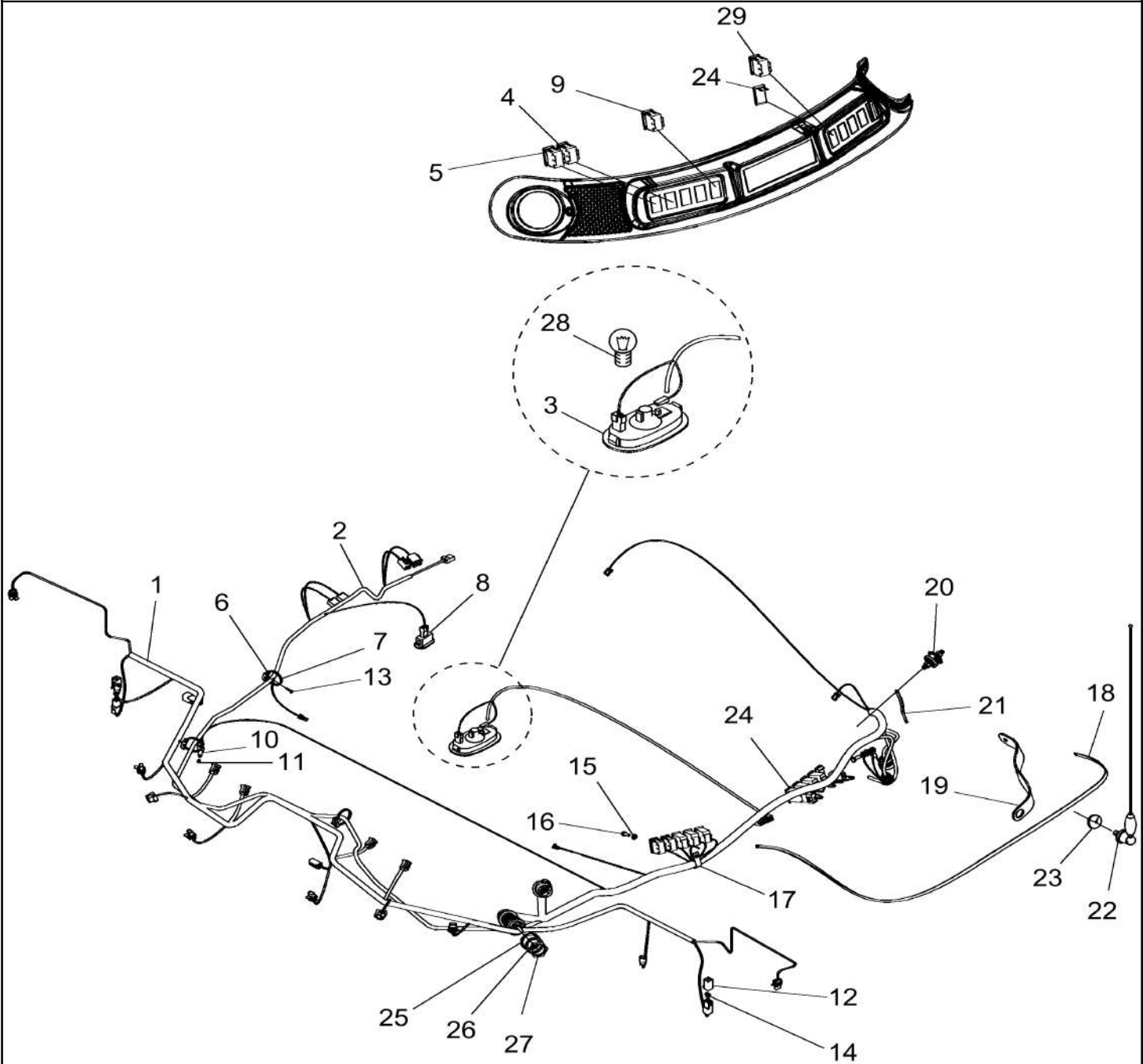
CAB ROOF ELECTRICAL



CAB ROOF ELECTRICAL

REF FN	PART NUMBER	YR/SN	QTY	DESCRIPTION
25	87656137		1	BOLT Hvy Hex, M8 x 20mm, CI 10.9
26	87670758		3	BOLT Flange, M6 X 25mm 10.9
27	87681207		1	BOLT Hex, M8 X 16mm, Class 10.9
28	177249A1		1	ASSEMBLY 4 Position Rotary Switch, Blower
29	388812A1		1	OUTLET 10Amp 12V Outlet
30	529070		1	CABLE TIE .30" x 14.5"
31	473321C1		4	CABLE TIE .098" x 8"
32	84292754		1	CLIP Fir Tree Mount W/ Tie
33	1312210C2		2	BULB Halogen H3-12V55W, Included With (12)
34	14149590		1	BULB R10W Bulb, Included With (24)
				5130 6130 7130 7230 8230 9230

CAB ROOF ELECTRICAL



CAB ROOF ELECTRICAL

REF FN	PART NUMBER	YR/SN	QTY DESCRIPTION
1	87490412		1 WIRE HARNESS Cab Roof, Outer
2	87637792		1 WIRE HARNESS Cab Roof, Inner
3	86622305		1 CEILING LAMP Includes Ref 28
4	84320248		1 LIGHT SWITCH Rear Work
5	84320268		1 LIGHT SWITCH Front
6	86590413		3 BASE Wire Tie
7	86566989		3 CABLE TIE M4.75 x 190.5 L
8	84067961		1 CEILING LAMP
9	84320252		1 WINDSHIELD WIPER SWITCH
10	9990447		1 LIGHT SWITCH Interior Lamp
11	87106463		1 SELF-TAP SCREW M4 x 7.8
12	84074642		2 WIRE CONNECTOR Male
13	412475		3 SCREW Pan Hd, M4 x 16, Cl 4.8, Full Thd
14	700514		1 CLAMP
15	322357		1 BELLEVILLE WASHER M6
16	86511830		1 SCREW Pan, M6 x 1 x 20mm, Cl 5.8
17	9861378		2 CONTACT HOUSING 6-Pin Wedge
18	87107165		1 GROUND STRAP Antenna
19	84149985		1 CABLE Strap, Ground, Antenna
20	87109037		1 BLOCK
21	87109036		1 CABLE Ground Strap
22	86975123		1 ANTENNA Radio
23	84607475		1 GROMMET M6 x 36.5 x 25
24	84320263		AR BLANK-OFF PLUG Cover, Switch; Used In Lieu Of Ref 29
25	87010222		1 GASKET
26	636665		1 LOCK WASHER M43 x 4.75 x 1.575 Thk
27	86619907		1 NUT 1.6875"-18
28	86616249		1 BULB 12V, 10W
29	84320250		1 GRAIN TANK COVER SWITCH Grain Tank Covers; Used In Lieu Of Ref 24

7230 8230 9230

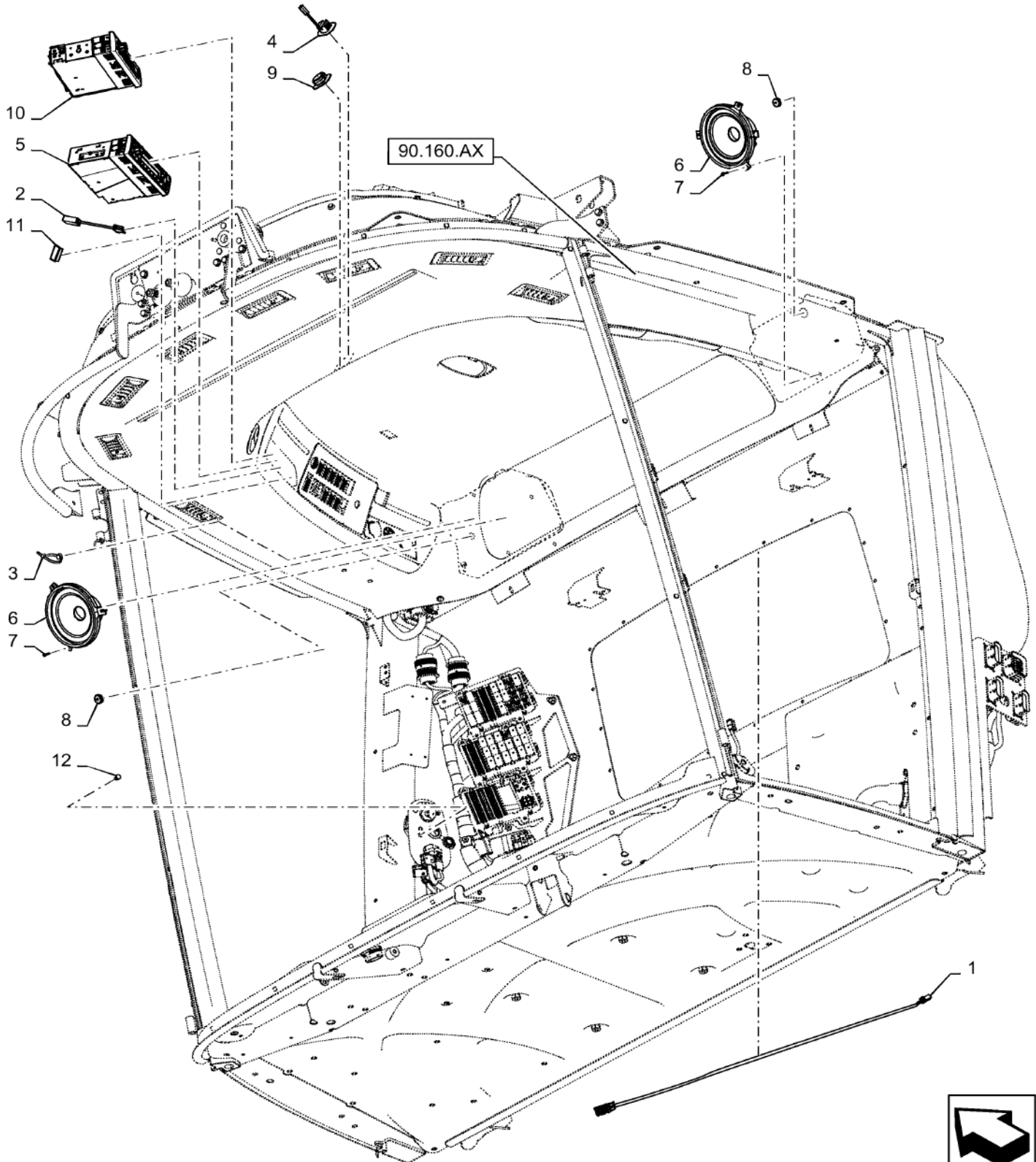
55.512.AA

01

p1

10/201
3

RADIO, ANTENNA, SPEAKER



55.512.AA

01

p1

10/201
3**RADIO, ANTENNA, SPEAKER**

REF FN	PART NUMBER	YR/SN	QTY DESCRIPTION
1	47390902		1 WIRE HARNESS Bluetooth Mic And Aux Input
2	47400807		1 WIRE HARNESS Radio Adapter
3	84292754		1 CLIP Fir Tree, Mount And Tie
4	84367388		1 MODULE Bluetooth Microphone
5	84582805		1 RADIO AM/FM/WB/AUX/CD/BT/SAT
6	84602171		2 SPEAKER Add On Rear
7	86511042		6 SCREW Pan, M4 x 0.5 x 16mm
8	87373039		2 GROMMET
9	84589582		1 COVER No Bluetooth Option
10	87714993		1 RADIO AM/FM/WB WITH AUX INPUT
11	84589575		1 COVER DIN Cover, Blank Plate
12	84589785		1 PLUG No Bluetooth Option
			7230 8230 9230

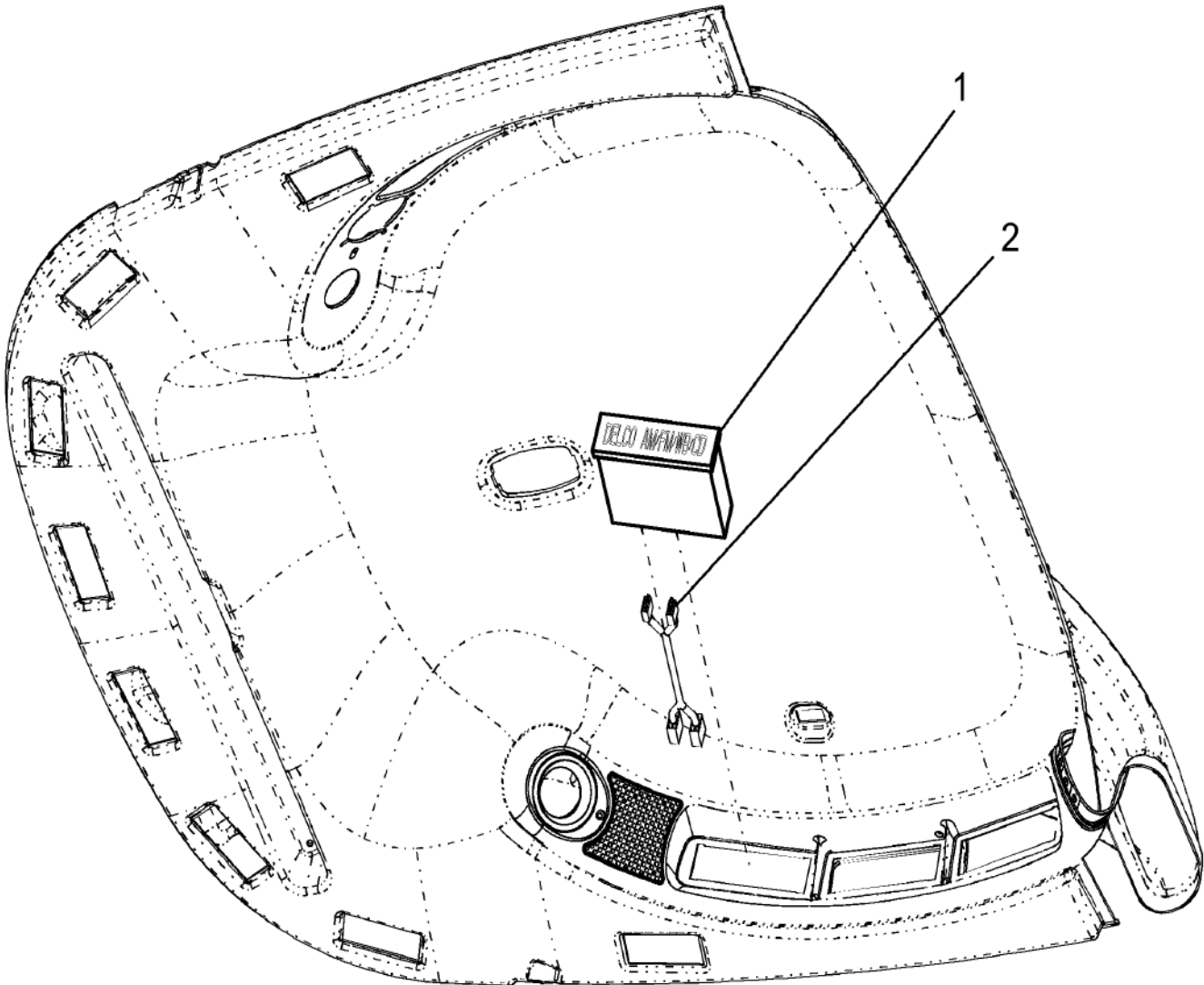
55.512.AA

01

p1

10/201
3

RADIO



55.512.AA

01

p1

10/201
3

RADIO

REF FN	PART NUMBER	YR/SN	QTY DESCRIPTION
1	87714993		1 RADIO AM/FM/WB
1	87714994		1 RADIO AM/FM/WB/CD
2	87108325		1 WIRE HARNESS Radio

7230 8230 9230

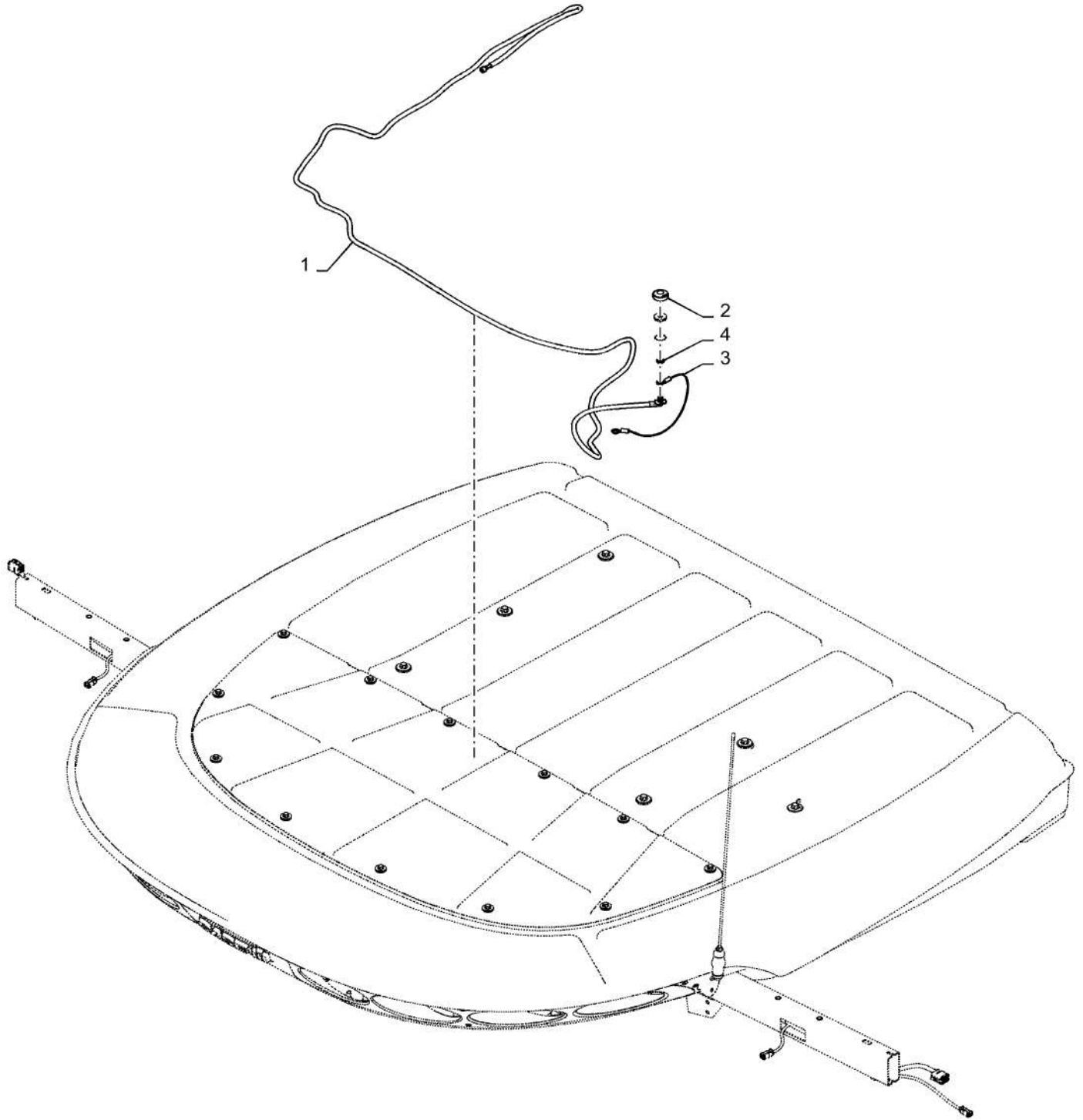
55.512.AA

02

p1

10/201
3

ANTENNA, BUSINESS BAND



55.512.AA

02

p1

10/201
3

ANTENNA, BUSINESS BAND

REF FN	PART NUMBER	YR/SN	QTY DESCRIPTION
1	47384536		1 ANTENNA 3156mm Long, RG58U Coax
2	86591730		1 DUST CAP Cover
3	47384748		1 GROUND STRAP Business Band
4	84076700		1 BUSHING 10mm ID

7230 8230 9230

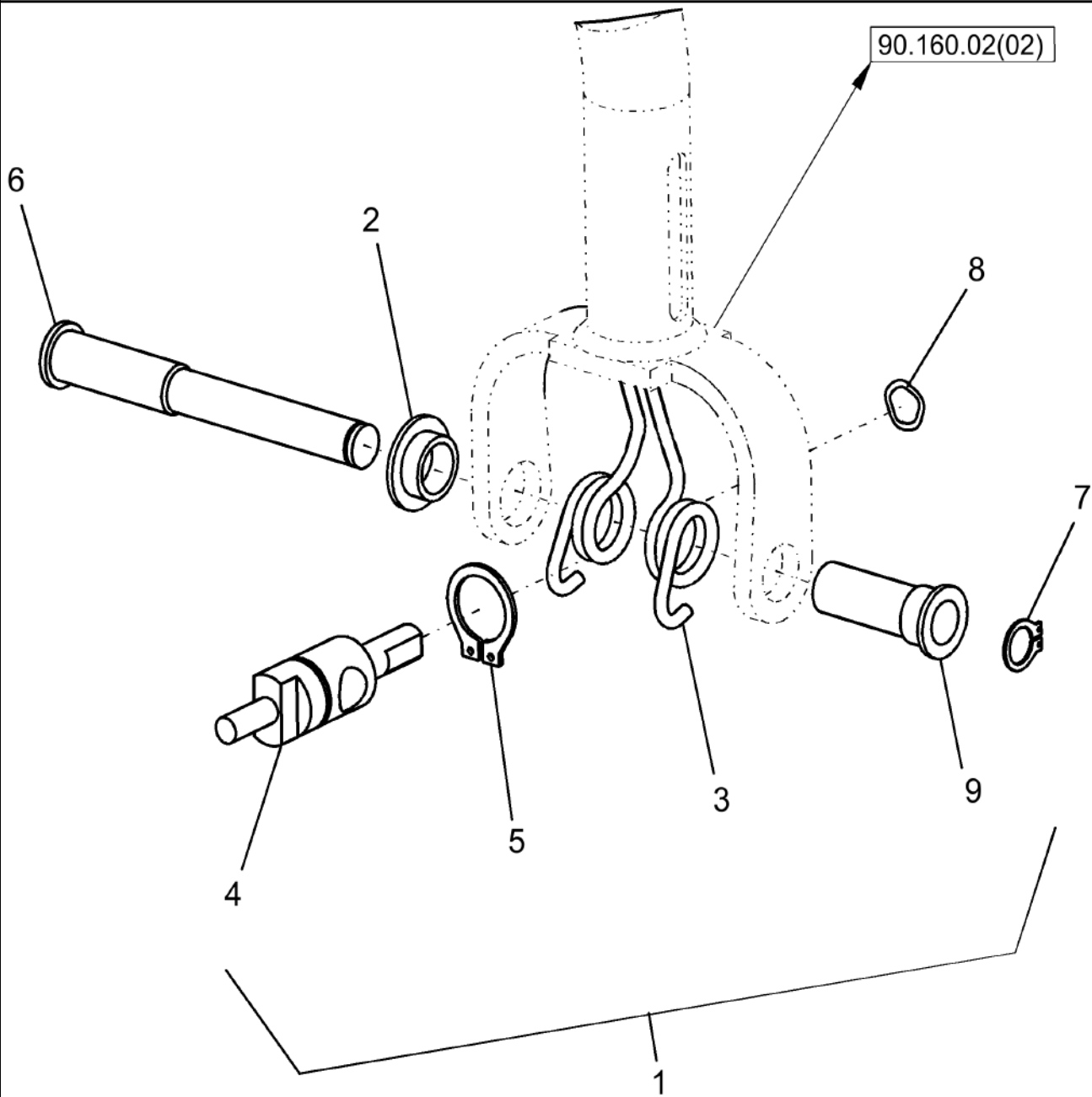
55.512.BL

01

p1

10/201
3

PROPULSION HANDLE

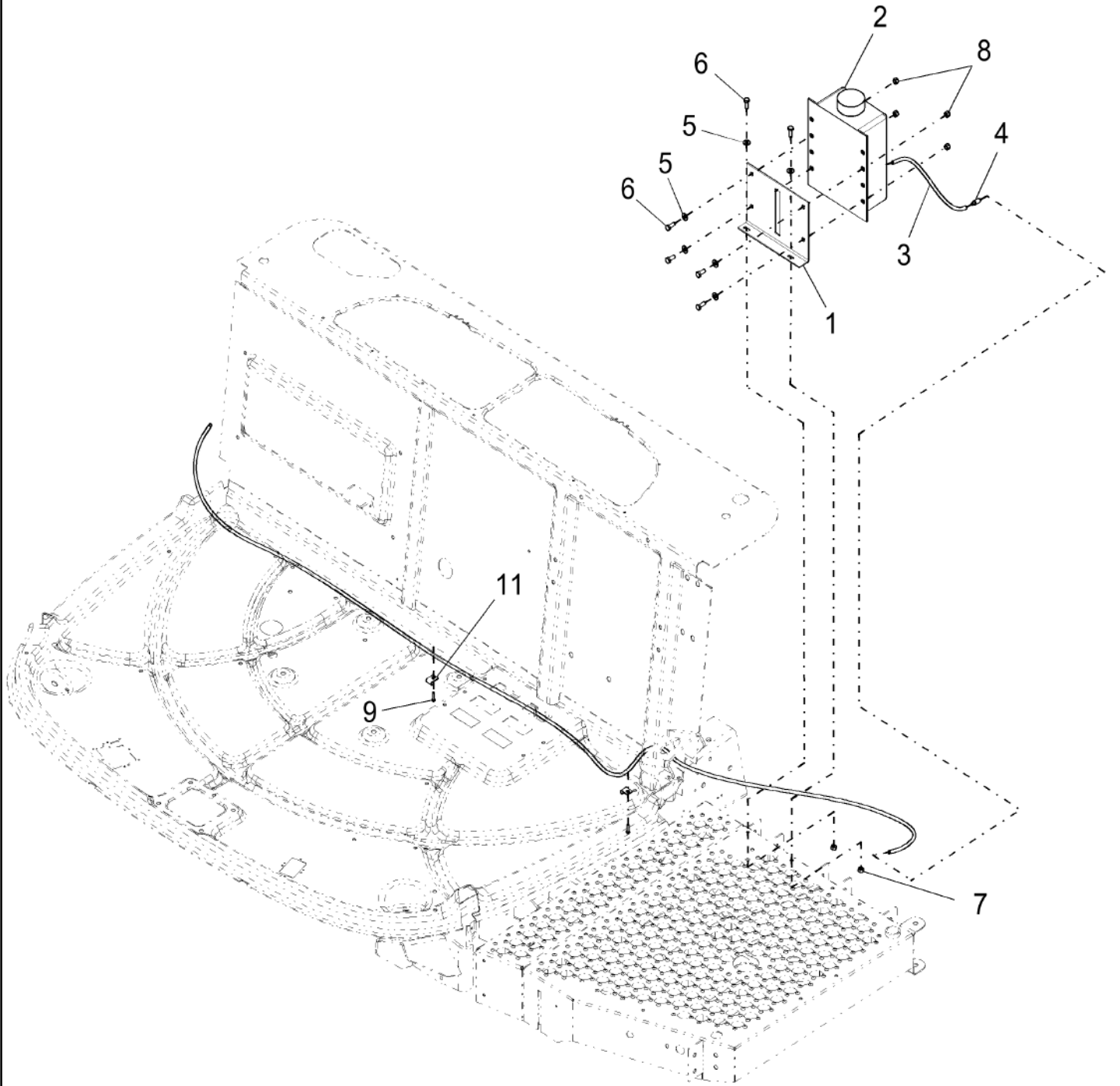


55.518.AT

p1

10/201
3

SYSTEM, WINDSHIELD WASHER



55.518.AT

p1

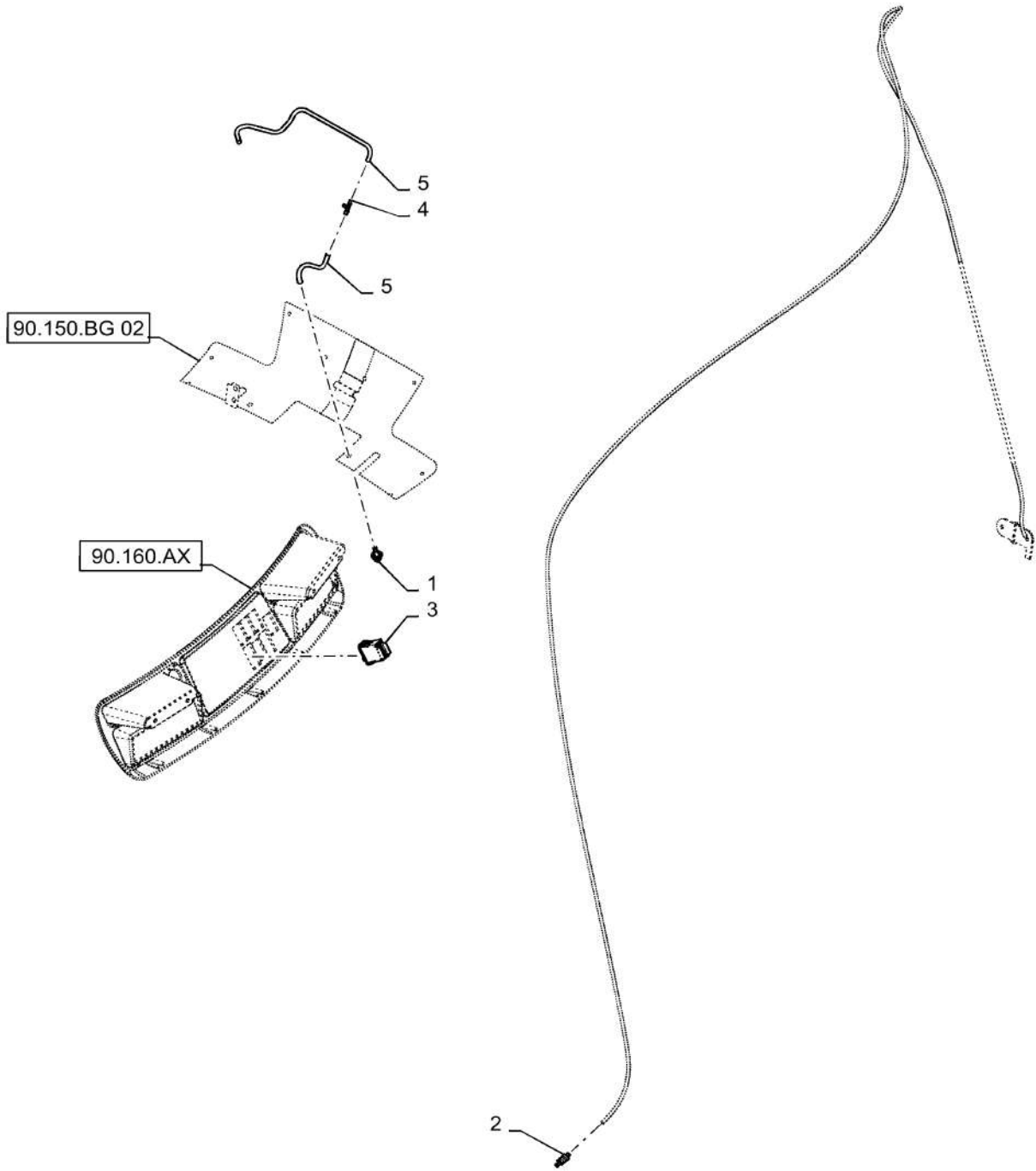
10/2013

SYSTEM, WINDSHIELD WASHER

REF FN	PART NUMBER	YR/SN	QTY DESCRIPTION
1	87044151		1 BRACKET
2	87014923		1 WINDSHIELD WASH RESERVOIR Incl Cap & Pump
2	BN319829		1 CAP
2	BN98901		1 PUMP
3	87282056		AR HOSE 4.37 mm ID Windshield Washer Res
4	84037530		1 CHECK VALVE
5	322358		6 BELLEVILLE WASHER M8
6	120104		6 BOLT Hex, M8 x 1.25 x 20mm, Cl 8.8, Full Thd
7	9706690		2 NUT Hex, M8, 1.25mm Pitch, 6.80mm High, Cl 8, ZND
8	86629542		4 NUT M8 x 1.25, Cl 8 Prevailing Torque
9	87016553		2 SELF-TAP SCREW Hex Hd, M4.8 x 19
10	84320245		1 WINDSHIELD WASHER SWITCH
11	237910		2 WIRE CLAMP .31", Insul, 1/4" Bolt

7230 8230 9230

WINDSHIELD WASHER FLUID SPRAY NOZZLE



55.518.AV

p1

10/201
3

WINDSHIELD WASHER FLUID SPRAY NOZZLE

REF FN	PART NUMBER	YR/SN	QTY DESCRIPTION
1	84037532		2 NOZZLE Washer
2	84037530		1 CHECK VALVE Washer Fluid
3	84380250		1 SWITCH Rocker, Windshield Washer
4	84037529		1 3 WAY CONNECTION Tube Tee
5	84037518		AR HOSE Washer, Approx 1.2M

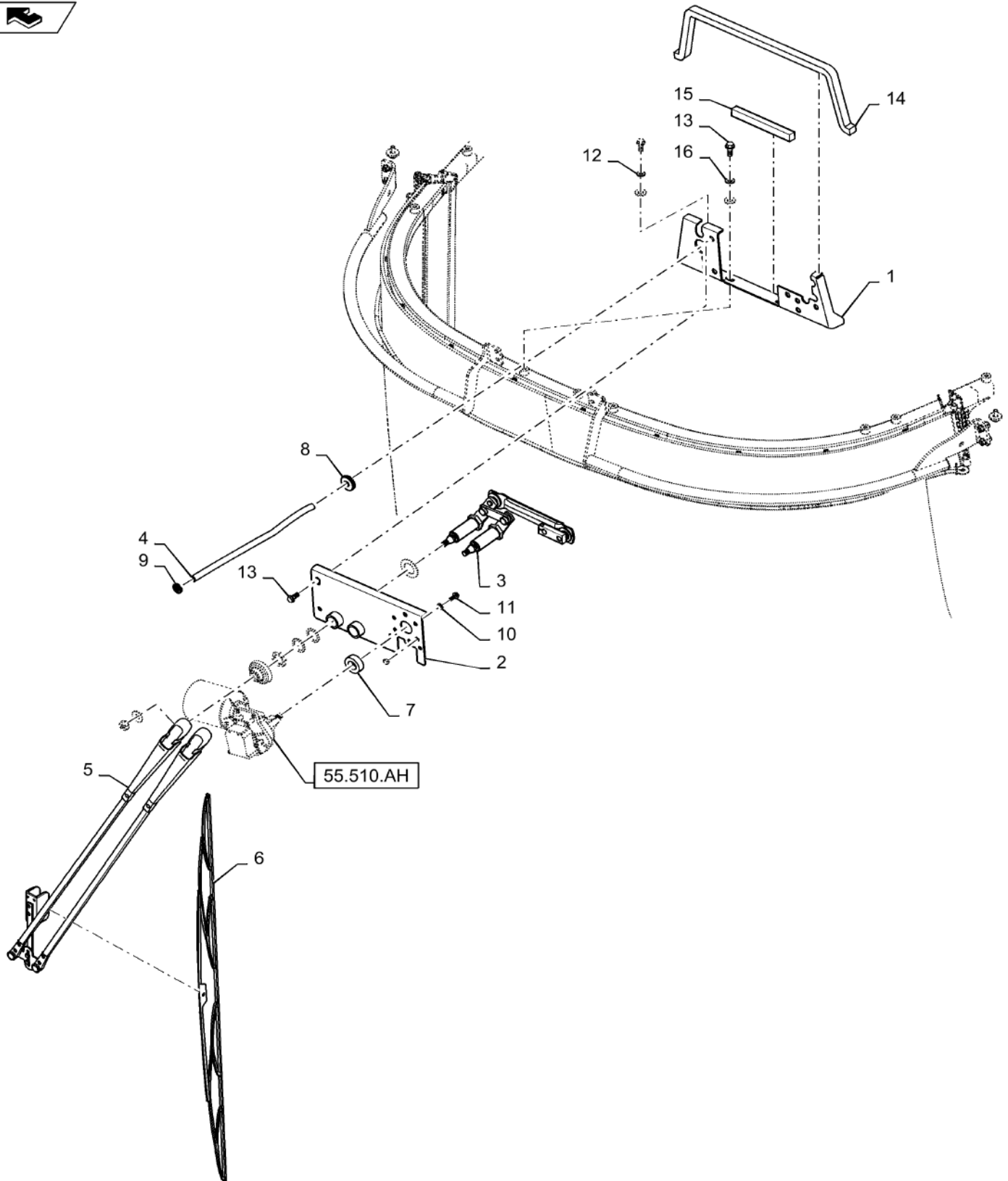
7230 8230 9230

55.518.AW

p1

10/201
3

WIPER



WIPER

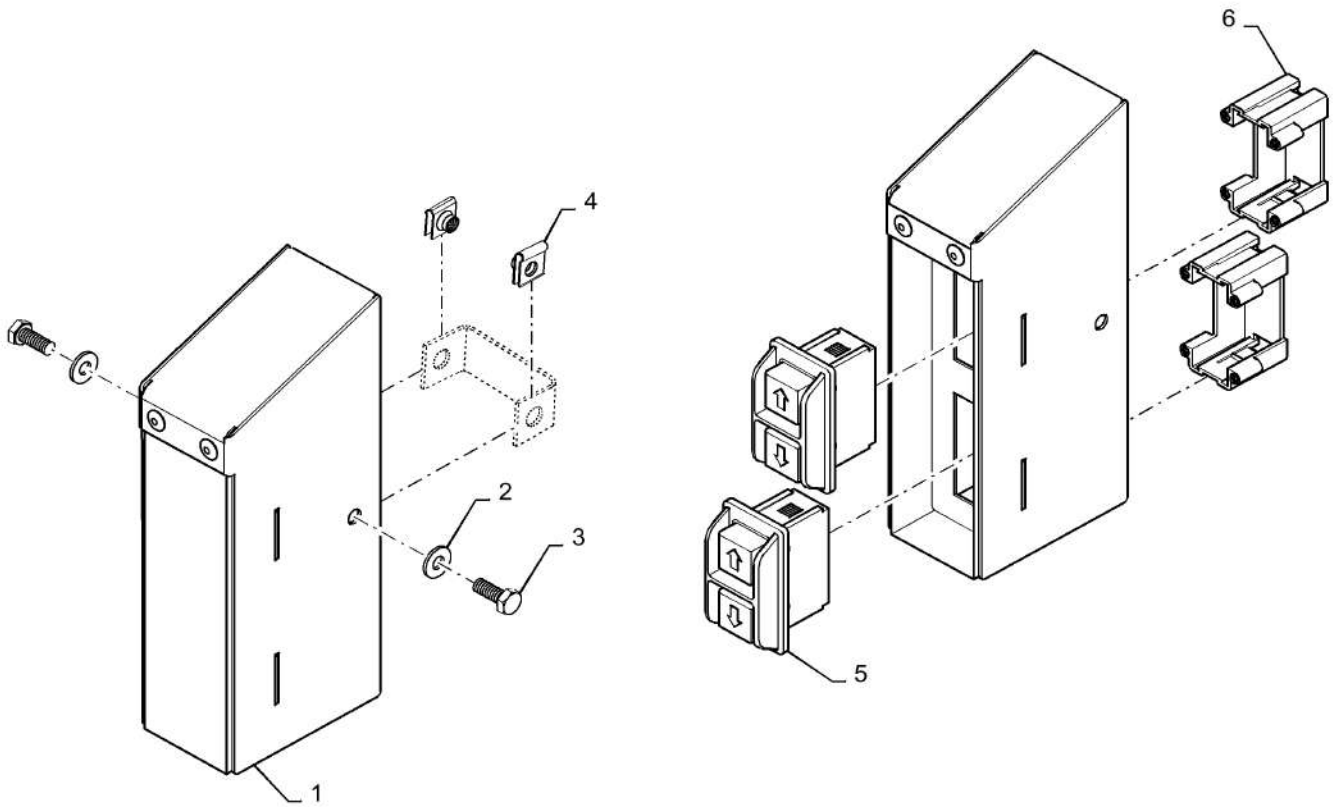
REF FN	PART NUMBER	YR/SN	QTY DESCRIPTION
1	84552737		1 BRACKET Wiper Motor/Linkage Support
2	84552753		1 BRACKET Front Linkage Supprot
3	84309096		1 LINKAGE Wiper
4	84037518		AR HOSE Washer
5	84309101		1 WIPER ARM
6	84309098		1 WINDSHIELD WIPER
7	87019751		1 WIPER SEAL M20 x 39 x 12.7 Thk
8	84607475		1 GROMMET M6 x 36.5 x 25
9	248-1370		1 GROMMET Rubber
10	322357		3 BELLEVILLE WASHER M6
11	87695418		3 BOLT Flange, M6 X 16 Full Thread
12	83931520		1 WASHER M8 x 17 x 2 Thk
13	87656137		8 BOLT Hvy Hex, M8 x 20mm, CI 10.9
14	47401286		1 FOAM Top, Seals To Roof
15	47401290		1 FOAM Bottom Bracket
16	140041		7 WASHER M8 x 28 x 3
			5130 6130 7130 7230 8230 9230

55.520.AC

p1

10/201
3

REMOTE SIEVE SWITCH ASSY



55.520.AC

p1

10/201
3

REMOTE SIEVE SWITCH ASSY

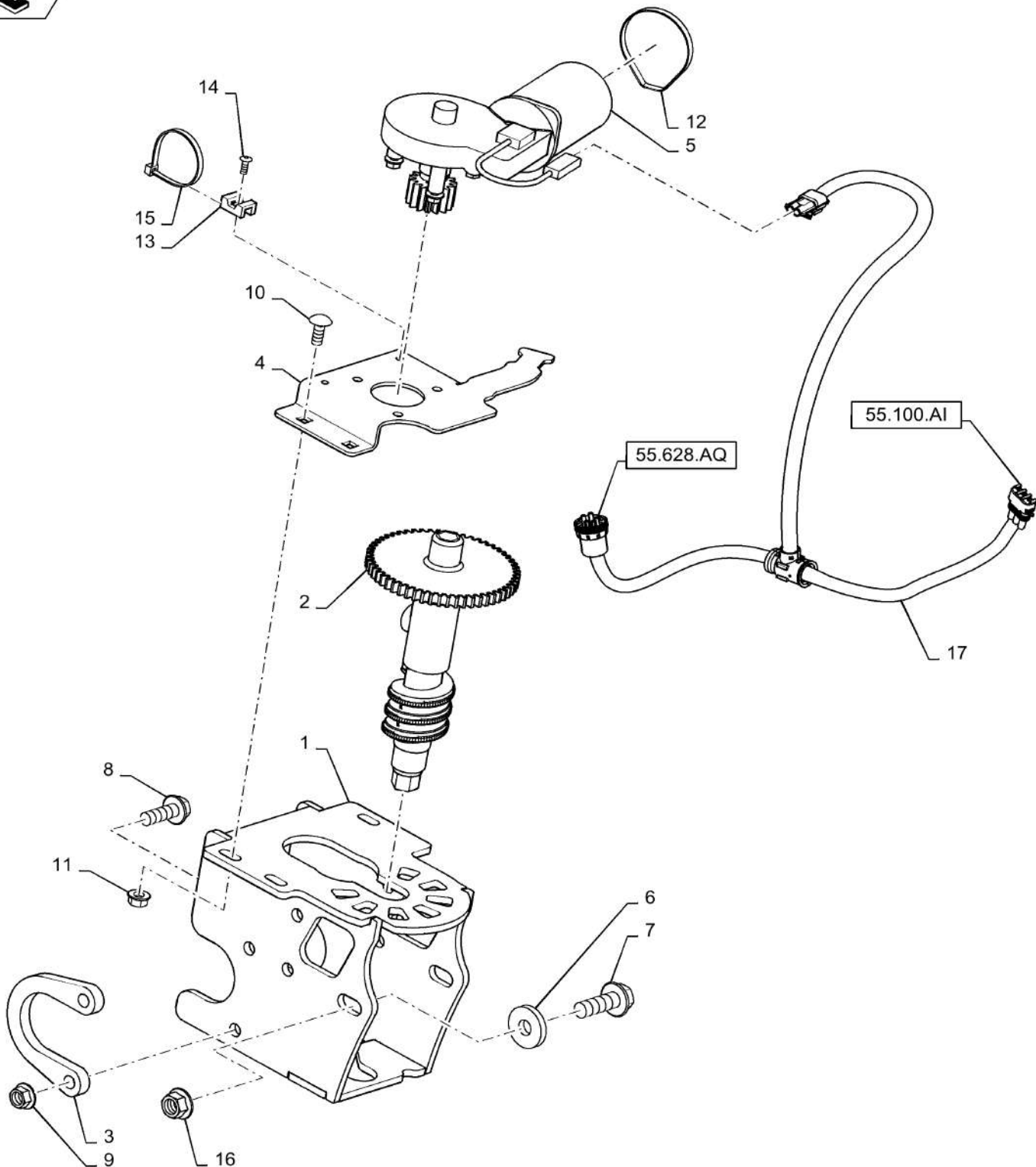
REF FN	PART NUMBER	YR/SN	QTY DESCRIPTION
1	87011998		1 HOUSING
2	322357		2 BELLEVILLE WASHER M6
3	86508568		2 BOLT Hex, M6 x 16mm, Cl 8.8, Full Thd
4	86014250		2 SPRING NUT U, M6 x 1.00
5	86627351		2 SIEVE ADJUSTMENT SWITCH
6	86627352		2 CLAMP
			7230 8230 9230

55.628.AP

p1

10/201
3

ADJUSTER, CONCAVE T2/T4



ADJUSTER, CONCAVE T2/T4

REF FN	PART NUMBER	YR/SN	QTY DESCRIPTION
1	84350629		1 PIVOT Concave Motor Bracket
2	84370746		1 SHAFT W/WORM SCREW Concave Adjustment Gear
3	86997859		1 BRACKET Supporting, LH
4	84375541		1 MOUNTING PLATE Electric Motor Mount
5	84350623		1 ELECTRIC MOTOR Concave Adjustment
	84350623R		1 REMAN-ELECTRIC MOTOR 7230, 8230, 9230, All TIER 4 COMMON CAB (1/13-)
	84350623C		CORE-ELECTRIC MOTOR Return Number
6	86592701		1 WASHER M12 x 35 x 5, HT
7	86981487		1 BOLT Hex, M12 x 35mm, CI 10.9, Full Thd
8	87698837		2 BOLT Flange, M10 X 30mm Full Thread 10.9
9	87547587		2 LOCK NUT Flange, M10 X 1.5
10	86507486		3 CARRIAGE BOLT Sht Sq Nk, M8 x 20mm, CI 8.8, Full Thd
11	86505868		3 SERRATED NUT M8, Flg Ser
12	529070		1 CABLE TIE .30" x 14.5"
13	86590413		1 BASE Wire Tie
14	445394		1 RIVET Pop, M4.8 x 12.7
15	86566989		1 CABLE TIE M4.75 x 190.5 L
16	87681209		1 FLANGE NUT Prev Torque, Hex Flg, M12, 13.80mm High, CI 10
17	84350625		1 WIRE HARNESS Concave Adjustment Motor, X-456 (LH Chassis Harness) /X-176 (Adjustment Motor)/X-189 (Concave Position)
17	47566687		1 WIRE HARNESS Concave Adjustment Motor, X-456 (LH Chassis Harness) /X-176 (Adjustment Motor)/X-189 (Concave Position)

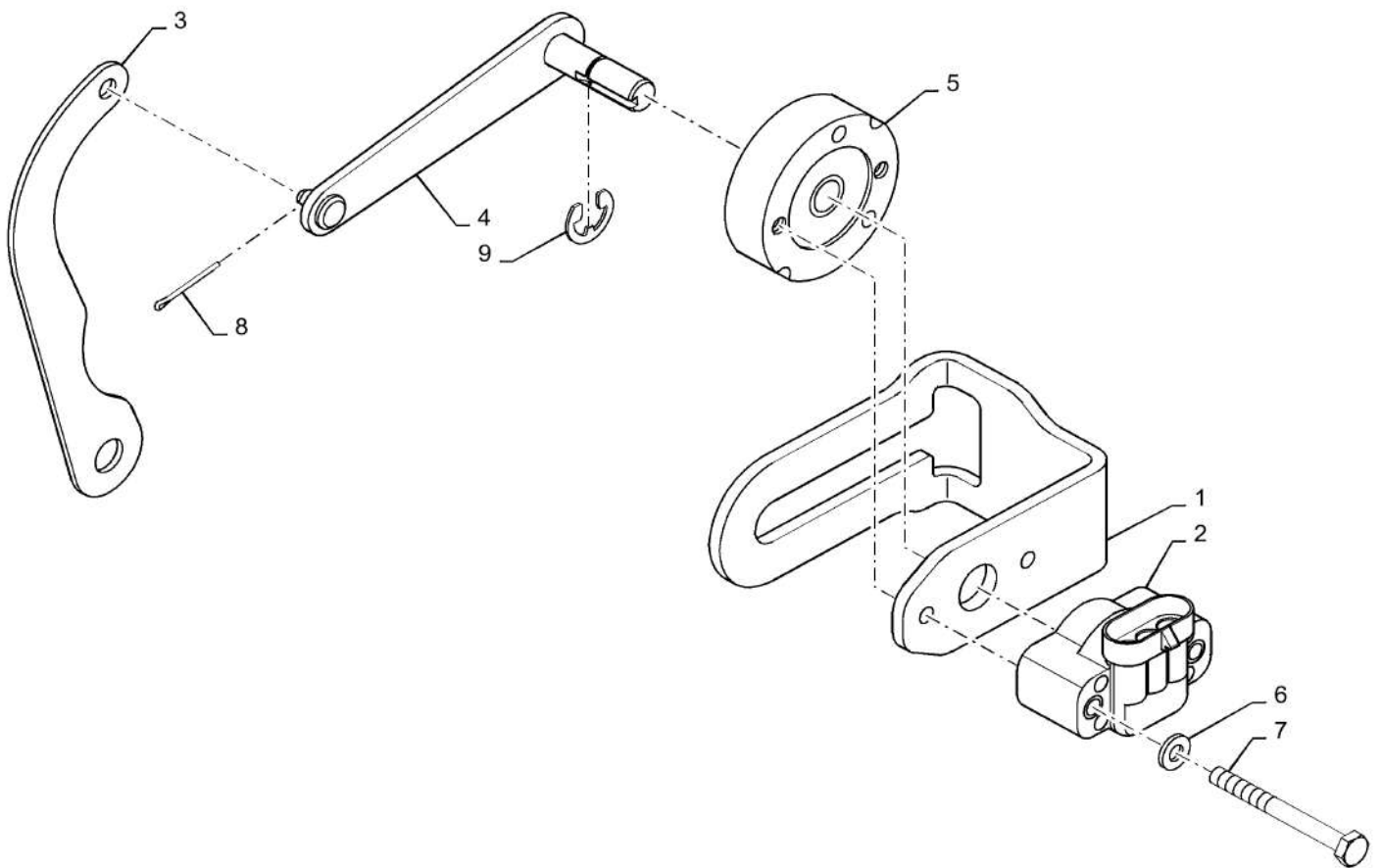
7230 8230 9230

55.628.AQ

p1

10/201
3

POTENTIOMETER, CONCAVE ADJUST



55.628.AQ

p1

10/201
3

POTENTIOMETER, CONCAVE ADJUST

REF FN	PART NUMBER	YR/SN	QTY DESCRIPTION
1	84399268		1 BRACKET
2	84403671		1 SENSOR Rotary Position
3	84399270		1 CONNECTING LINK
4	84399275		1 ARM
5	87362420		1 MOUNT
6	322355		2 BELLEVILLE WASHER Belleville, M4
7	87384106		2 BOLT Hex, M4 x 40mm, Cl 8.8
8	87016658		1 COTTER PIN
9	86000439		1 SNAP RING #37, Ext
			7230 8230 9230

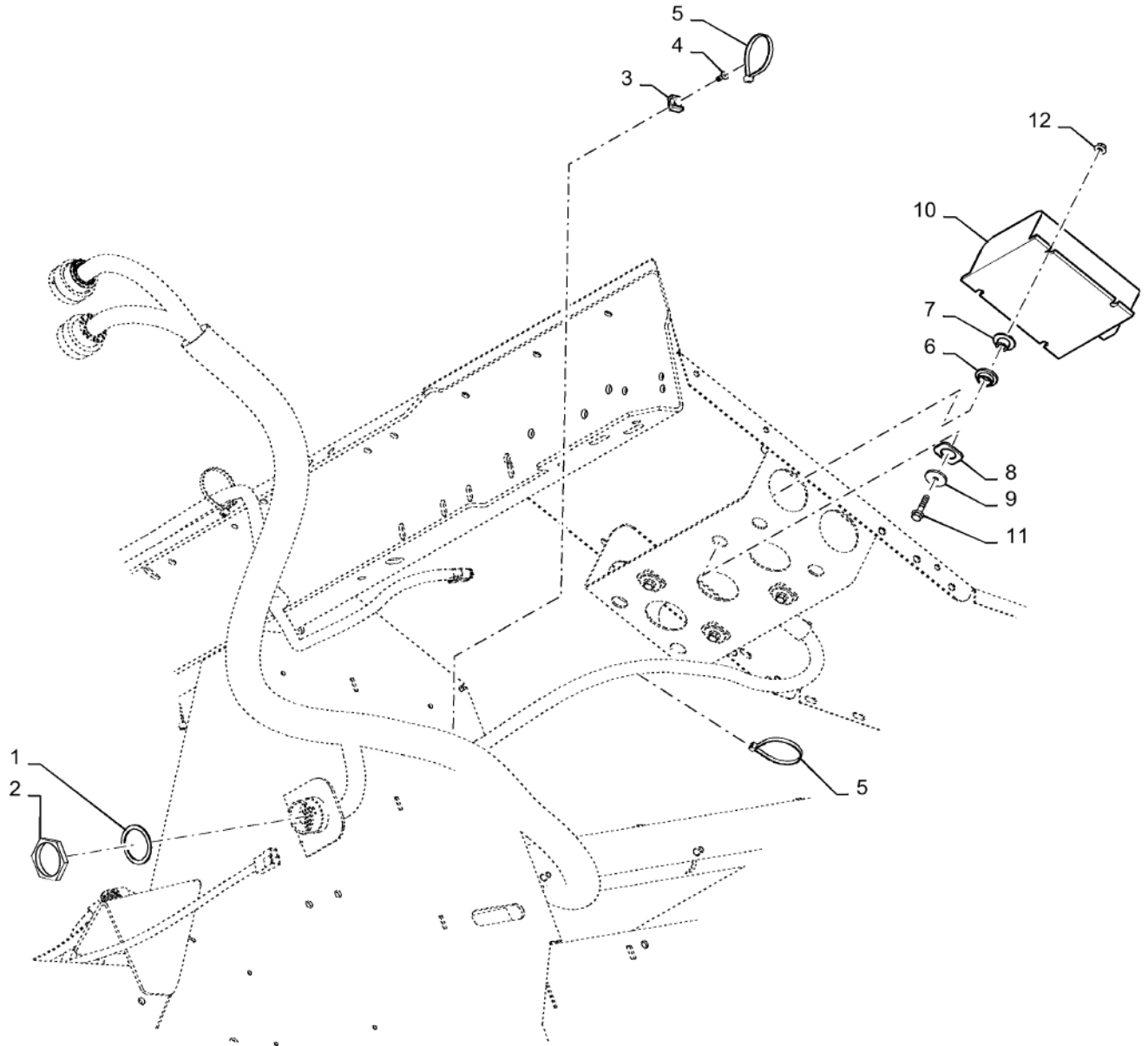
55.640.AG

01

p1

10/201
3

12/24V CONVERTER- MODULE EQUALIZER



55.640.AG

01

p1

10/201
3**12/24V CONVERTER- MODULE EQUALIZER**

REF FN	PART NUMBER	YR/SN	QTY DESCRIPTION
1	636665		1 LOCK WASHER M43 x 4.75 x 1.575 Thk
2	86619907		1 NUT 1.6875"-18
3	86590413		2 BASE Wire Tie
4	445394		2 RIVET Pop, M4.8 x 12.7
5	86566989		3 CABLE TIE M4.75 x 190.5 L
6	47131603		4 PAD
7	47131590		4 SPACER
8	87672920		4 RUBBER SEAL Rubber Seal
9	87317427		4 WASHER
10	84172704		1 MODULE 12 To 24 V Equalizer/Converter, Module Equalizer
11	87698760		4 BOLT
12	86050300		2 FLANGE NUT M6 x 1, Flg, CI10
			7230 8230 9230

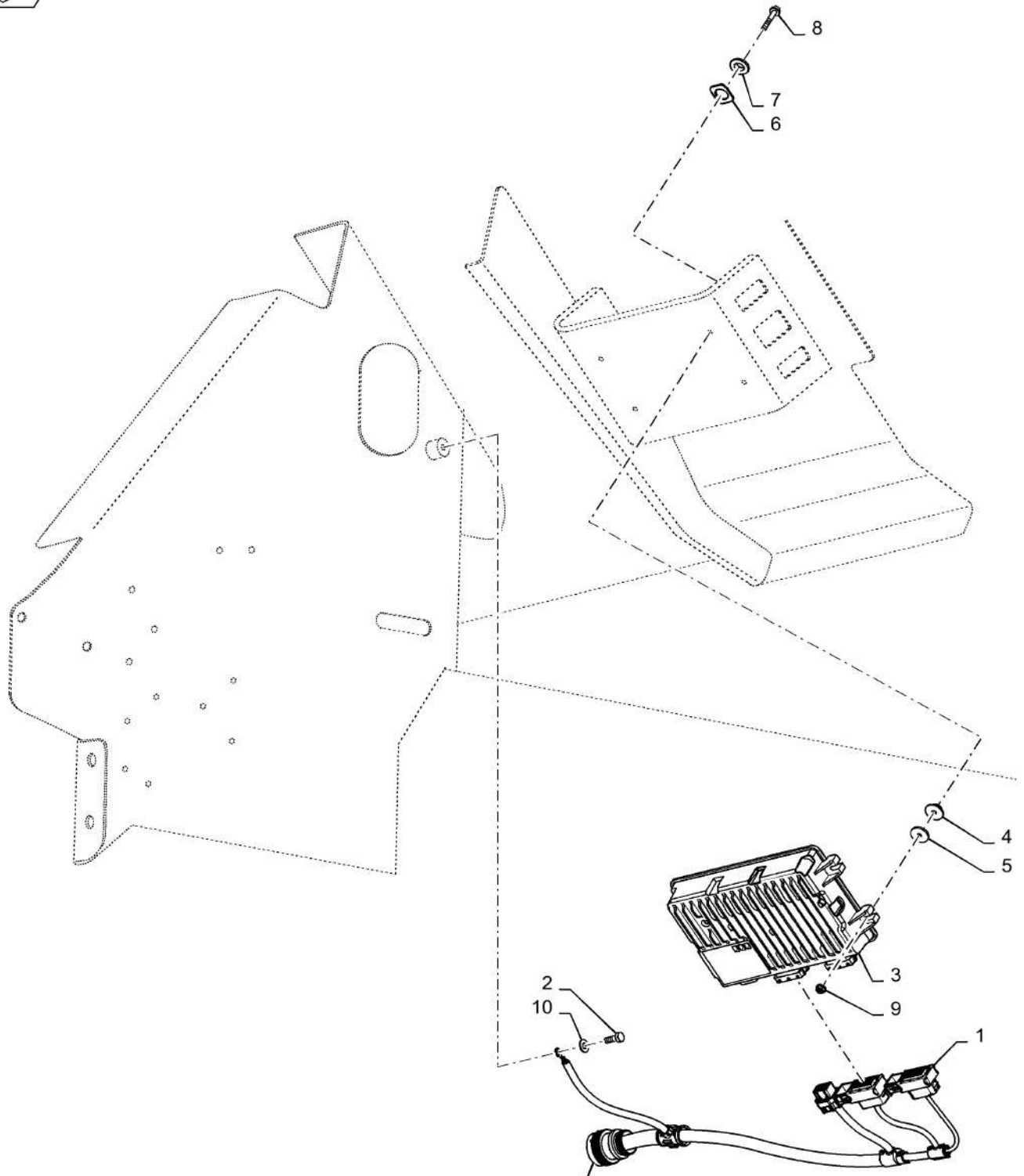
55.640.BH

01

p1

10/201
3

BRIDGE, H, ASSY



XX.XXX.XX



55.640.BH

01

p1

10/201
3**BRIDGE, H, ASSY**

REF FN	PART NUMBER	YR/SN	QTY DESCRIPTION
1	47501335		1 WIRE HARNESS H Bridge 2
2	120104		1 BOLT Hex, M8 x 1.25 x 20mm, Cl 8.8, Full Thd
3	47398072		1 MODULE H Bridge, Full Population
4	47131603		4 PAD Elastic Plug
5	47131590		4 SPACER Washer
6	87672920		4 RUBBER SEAL
7	87317427		4 WASHER .281" X .109"
8	87670759		4 BOLT Flange, M6 X 40mm 10.9
9	86050300		4 FLANGE NUT M6 x 1, Flg, Cl10
10	322358		1 BELLEVILLE WASHER M8

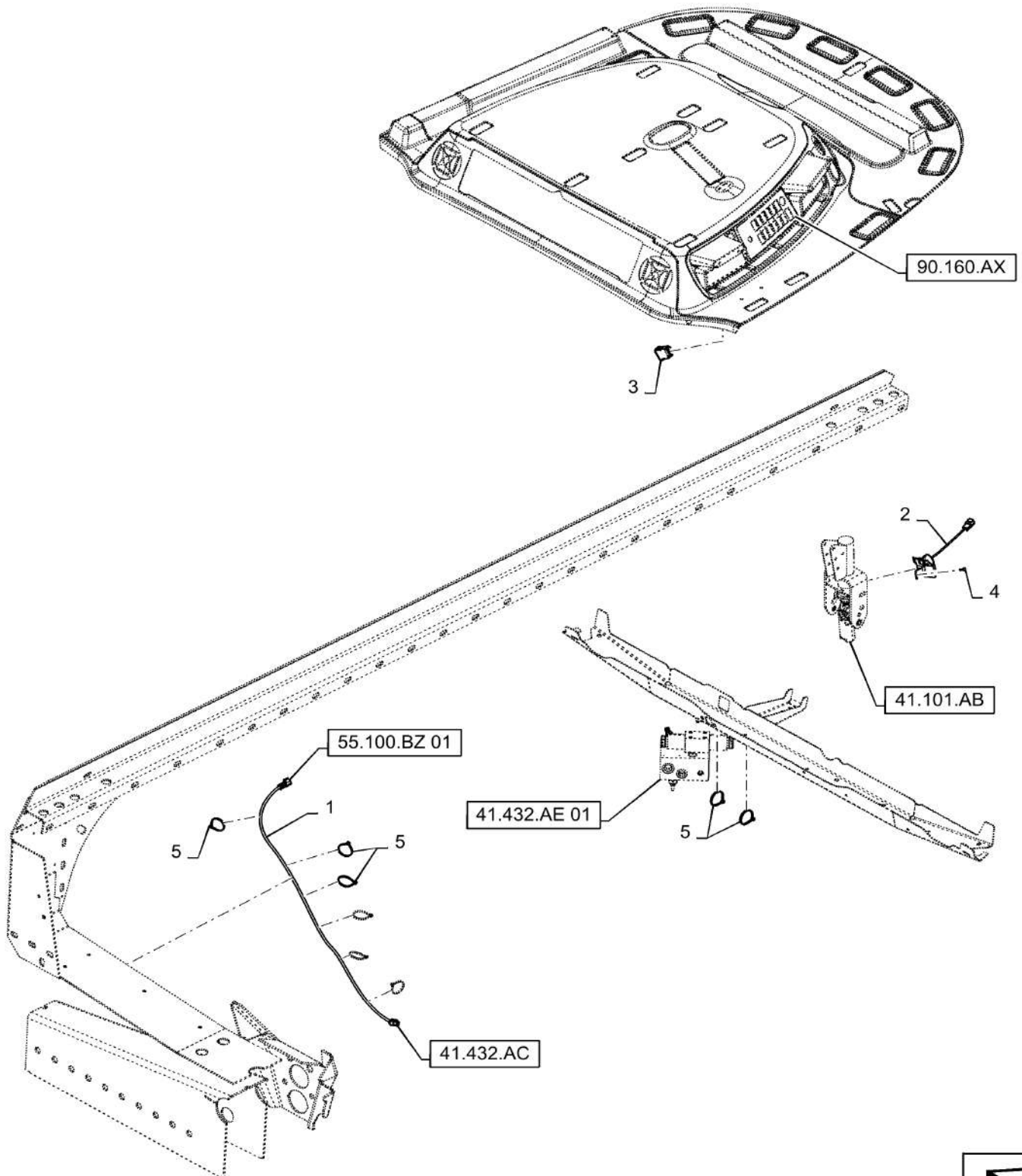
7230 8230 9230

55.680.AA

p1

10/201
3

HARNESS, STEERING VALVE, AUTOGUIDANCE



55.680.AA

p1

10/201
3

HARNESS, STEERING VALVE, AUTOGUIDANCE

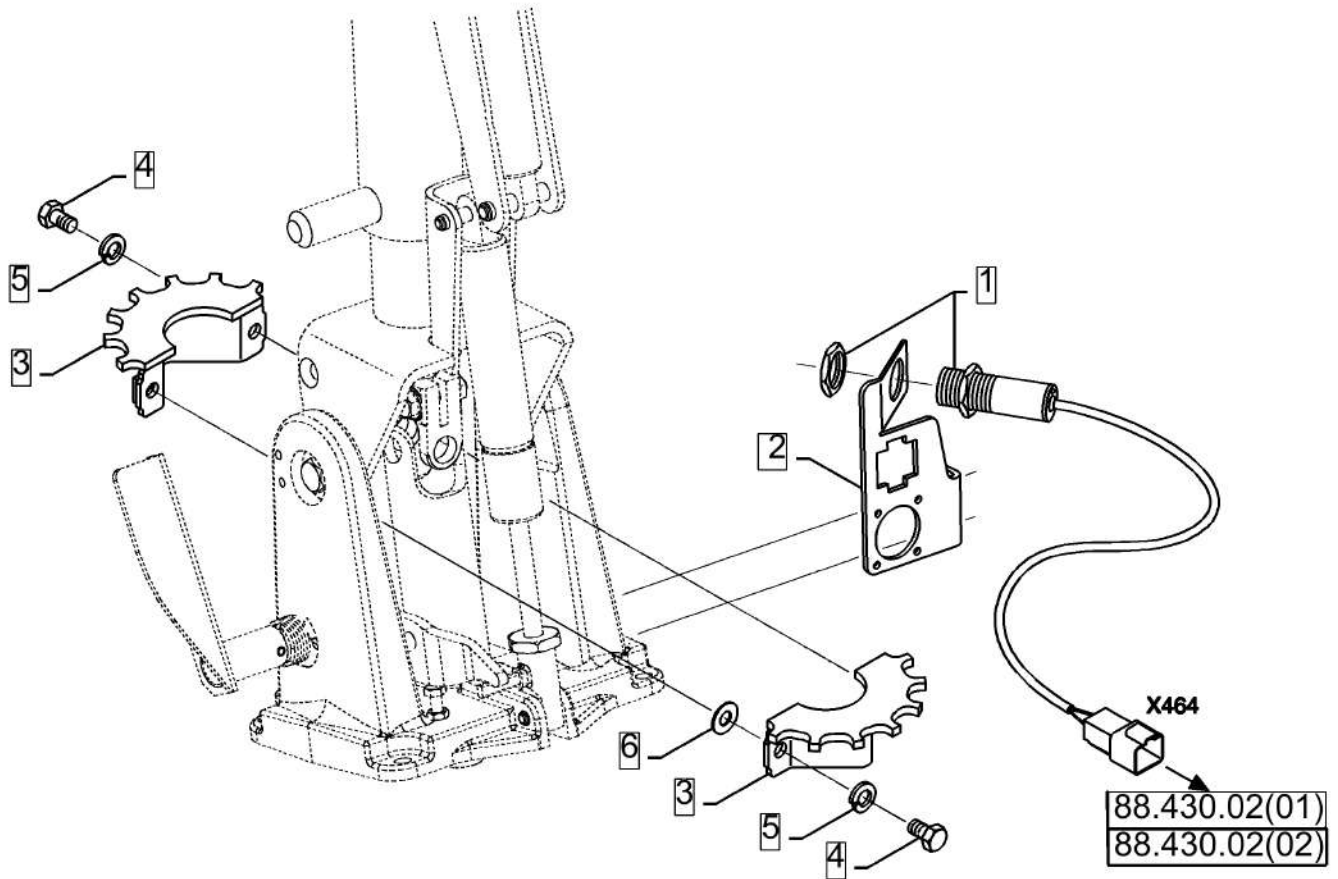
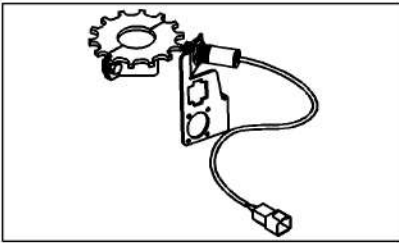
REF FN	PART NUMBER	YR/SN	QTY DESCRIPTION
1	84539004		1 WIRE HARNESS To Steering Cylinder Position Sensor
2	47406520		1 SENSOR Steering Wheel Position, Autoguidance Override
3	84370690		1 SWITCH Autoguidance Enable
4	86625213		1 HEX SOC SCREW M5 x 12mm, Cl 8.8, Full Thd
5	86566989		10 CABLE TIE M4.75 x 190.5 L
			7230 8230 9230

55.680.AL

p1

10/201
3

AUTO GUIDANCE-READY, STEERING WHEEL SENSOR



55.680.AL

p1

10/201
3

AUTO GUIDANCE-READY, STEERING WHEEL SENSOR

REF FN	PART NUMBER	YR/SN	QTY DESCRIPTION
1	84539004		1 WIRE HARNESS Steering Cylinder Position Sensor To Chassis Harness
2	47406520		1 SENSOR Steering Column Position Pickup
3	84370690		1 SWITCH Auto Guidance Enable
4	86625213		1 HEX SOC SCREW M5 x 12mm, Cl 8.8, Full Thd
5	86566989		10 CABLE TIE M4.75 x 190.5 L

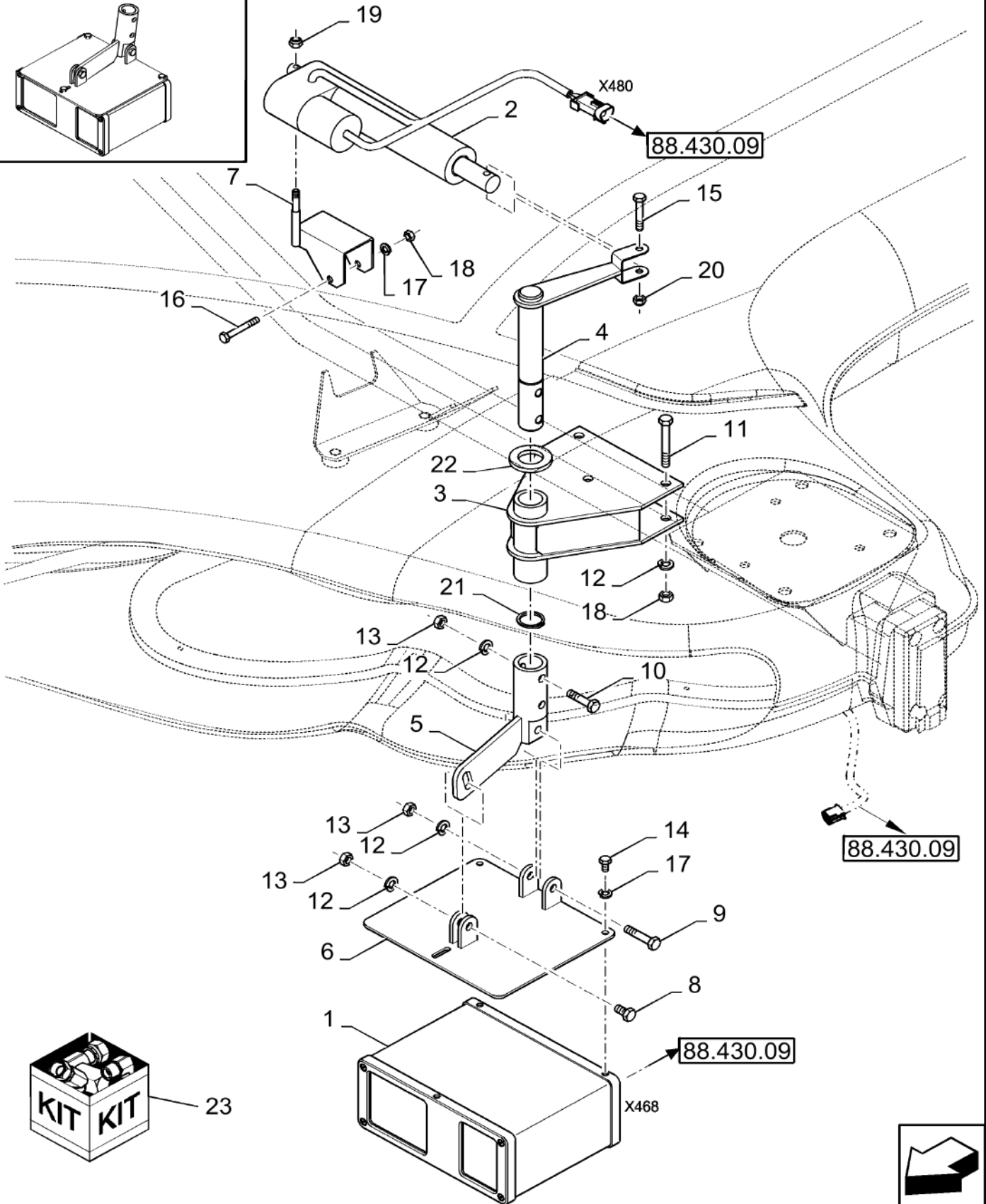
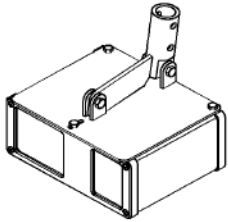
7230 8230 9230

55.680.AM

p1

10/201
3

SMART STEER AUTO-GUIDANCE KIT - EDGE DETECTION SENSOR



SMART STEER AUTO-GUIDANCE KIT - EDGE DETECTION SENSOR

REF FN	PART NUMBER	YR/SN	QTY DESCRIPTION
1	87540656		1 MODULE
2	87347281		1 ACTUATOR
3	87378786		1 BRACKET
4	87378799		1 PIVOT Shaft
5	87378788		1 BRACKET
6	87378791		1 BRACKET
7	87378797		1 BRACKET
8	43127		1 BOLT Hex, M8 x 1.25 x 25mm, CI 8.8, Full Thd
9	43129		1 BOLT Hex, M8 x 1.25 x 40mm, CI 8.8
10	300381		2 BOLT Hex, M8 x 1.25 x 35mm, CI 8.8, Full Thd
11	120061		3 BOLT Hex, M8 x 60, 8.8
12	322358		7 BELLEVILLE WASHER M8
13	89706690		5 NUT M8, CI 8
14	86977726		3 BOLT Hex, M6 x 12mm, CI 8.8, Full Thd
15	87716		1 BOLT Hex, 1/4" - 20 x 1 1/4", Gr 5
16	120056		1 BOLT Hex, M6 x 1 x 50mm, CI 8.8
17	322357		AR BELLEVILLE WASHER M6
18	9706755		4 NUT M6, CI 8
19	353308		1 NUT M6 x 1, CI 8
20	280129		1 NUT 1/4"-20, GC
21	370002		1 CIRCLIP M25, Ext
22	896-12024		1 WASHER M24 x 44.5 x 5, HT
23	87583591		1 SERVICE KIT Incl Refs 1 Thru 21
			7230 8230 9230

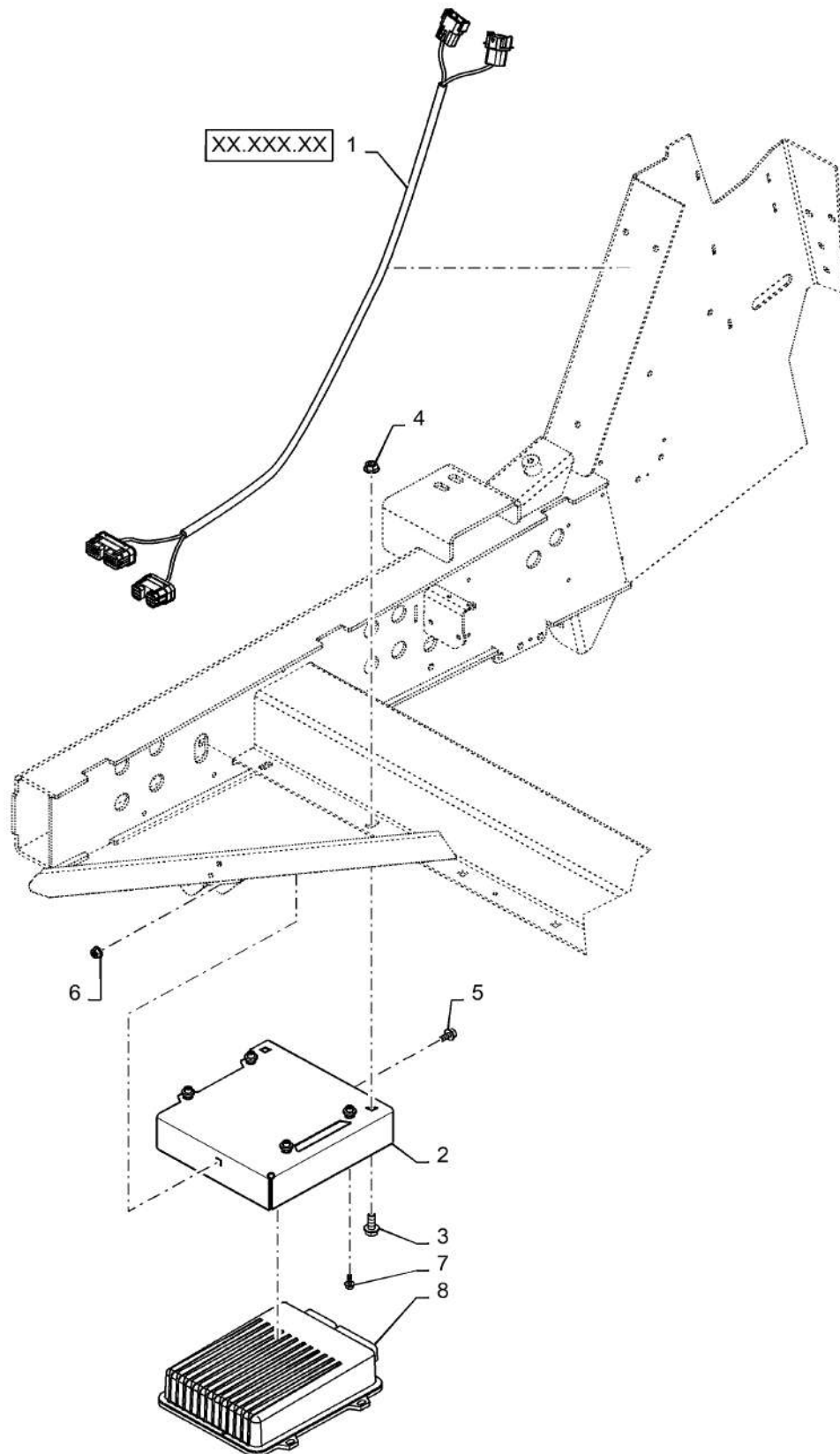
55.680.AN

01

p1

10/201
3

CONTROLLER, MODULE, AUXILIARY STEERING, AUTOGUIDANCE



55.680.AN

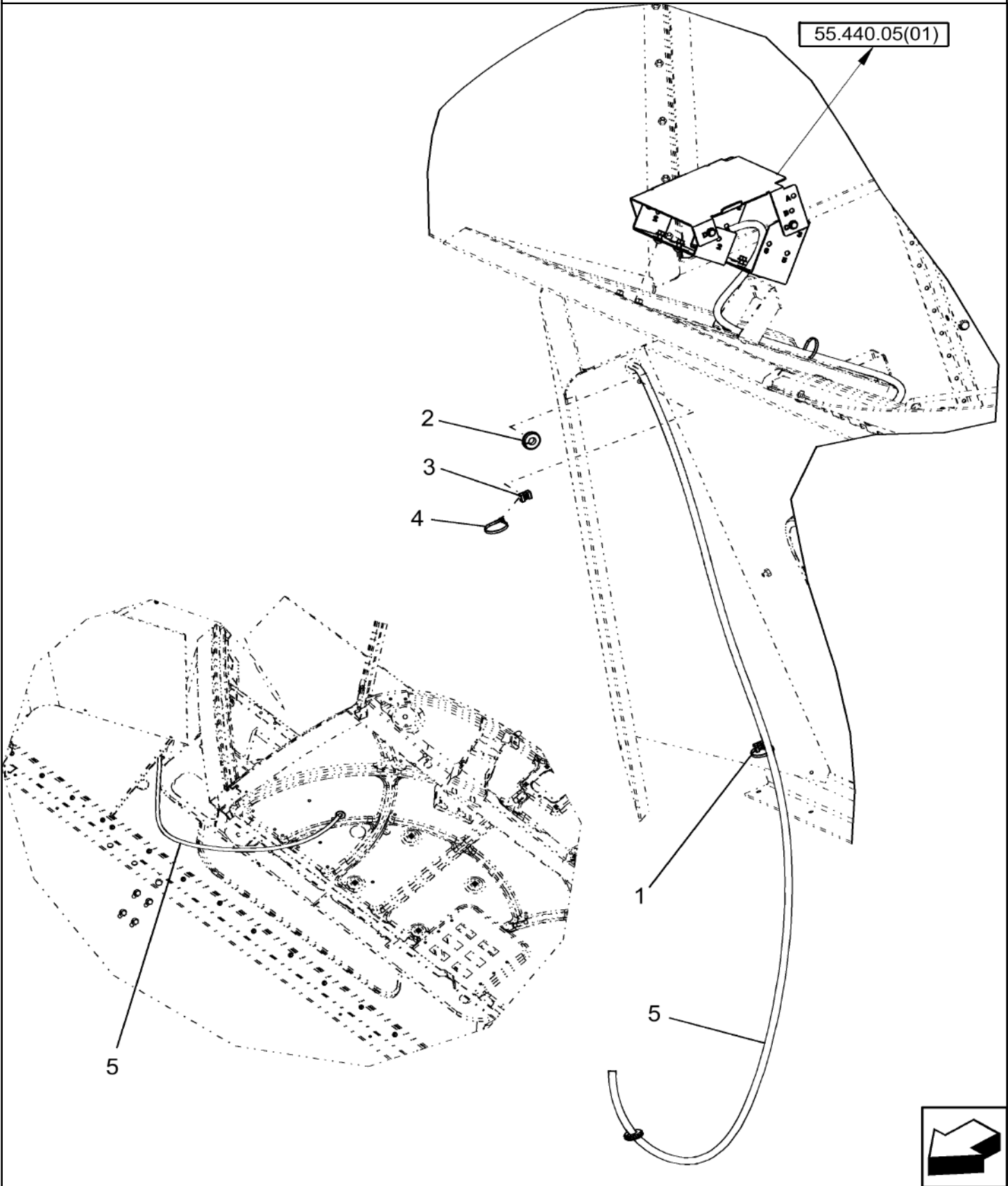
01

p1

10/201
3**CONTROLLER, MODULE, AUXILIARY STEERING, AUTOGUIDANCE**

REF FN	PART NUMBER	YR/SN	QTY DESCRIPTION
1	84538964		1 WIRE HARNESS Autoguidance, To Lower Front Frame Harness
2	84545177		1 BRACKET Nav Controller
3	87698835		2 BOLT Flange, M10 X 20mm Full Thread 10.9
4	86050279		2 FLANGE NUT M10 x 1.5, Flg, Cl 10
5	87681207		1 BOLT Hex, M8 X 16mm, Class 10.9
6	86507066		1 FLANGE NUT M8 x 1.25, Flg, Cl 10
7	87695418		4 BOLT Flange, M6 X 16mm Full Thread 10.9
8	87536512		1 CONTROL Autoguidance Control Module CERES Nav2
			7230 8230 9230

AUTO GUIDANCE-READY, AFS252 COMPLETING EXT



55.785.AC

p1

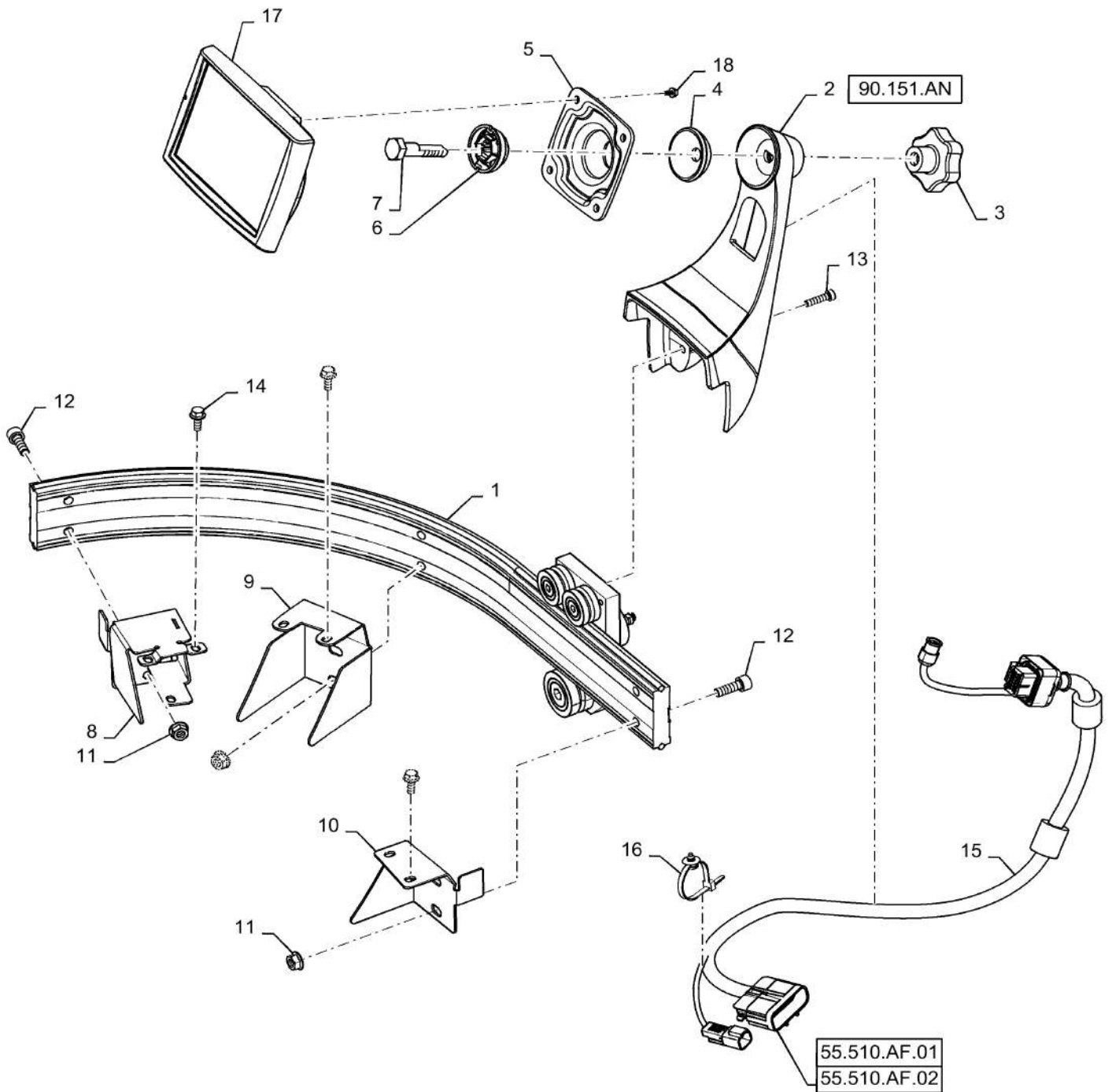
10/201
3

AUTO GUIDANCE-READY, AFS252 COMPLETING EXT

REF FN	PART NUMBER	YR/SN	QTY DESCRIPTION
1	445394		1 RIVET Pop, M4.8 x 12.7
2	86637780		2 GROMMET 5/8" ID x 1 1/4" Groove Dia, Str Cut
3	86590413		2 BASE
4	86566989		3 CABLE TIE M4.75 x 190.5 L
5	87382741		1 WIRE HARNESS AFS252 To Cab

7230 8230 9230

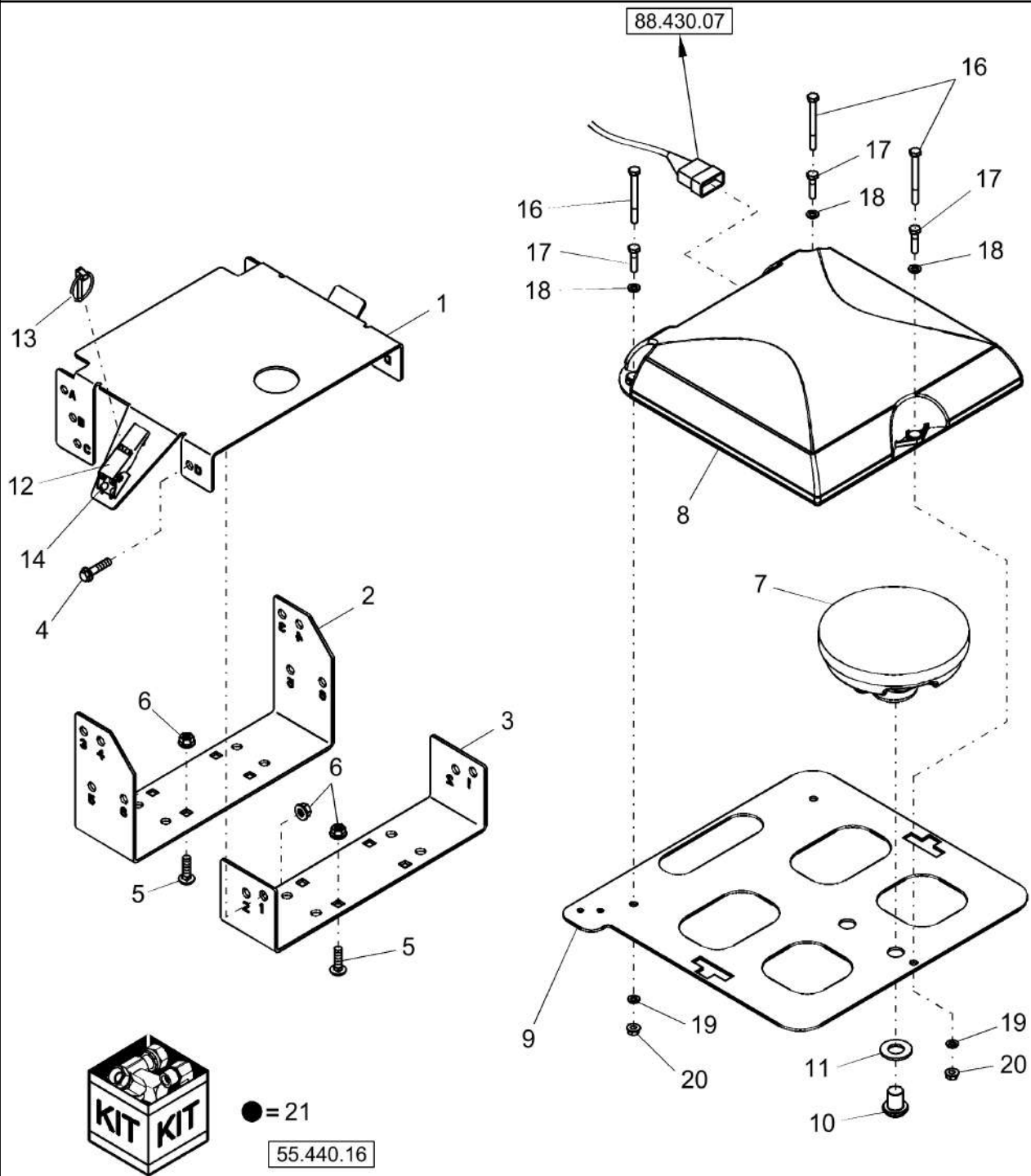
MONITOR, MOUNTING PARTS



MONITOR, MOUNTING PARTS

REF FN	PART NUMBER	YR/SN	QTY DESCRIPTION
1	47421300		1 SIDE RAIL Display Mounting
2	47421308		1 MOUNT Display
3	87353504		1 KNOB M12 X 1.75 Internal Thread
4	82039389		1 CUP WASHER
5	87583911		1 BASE PLATE Ball Joint Mount
6	82038414		1 HALF BALL Ball Joint
7	87568603		1 SPECIAL BOLT D Section
8	47421301		1 BRACKET Front
9	47421304		1 BRACKET Center
10	47421306		1 BRACKET Rear
11	87681210		4 FLANGE NUT Hex, M8, CI 10
12	{47468251}		6 Screw, Hex, M8 X 25mm Full Thread 8.8
13	47468253		4 SCREW Screw, Hex, M6 X 25mm Full Thread 8.8
14	87695418		7 BOLT Flange, M6 X 16mm Full Thread 10.9
15	47524998		1 WIRE HARNESS Monitor
16	84292754		2 CLIP Fir Tree W/ Tie
17	84518934		1 DISPLAY Monitor
	84546676R		1 REMAN-ELECT MONITOR 7230 FS7BN, 8230 FS8BN, 9230 FS9BN, All Tier 4 w/Common Cab (1/13), Reman For New P/N 84518934
	84546676C		CORE-MONITOR Return Number
18	87698753		4 BOLT Flange, M6 X 12 Full Thread 10.9
			7230 8230 9230

GPS MOUNT

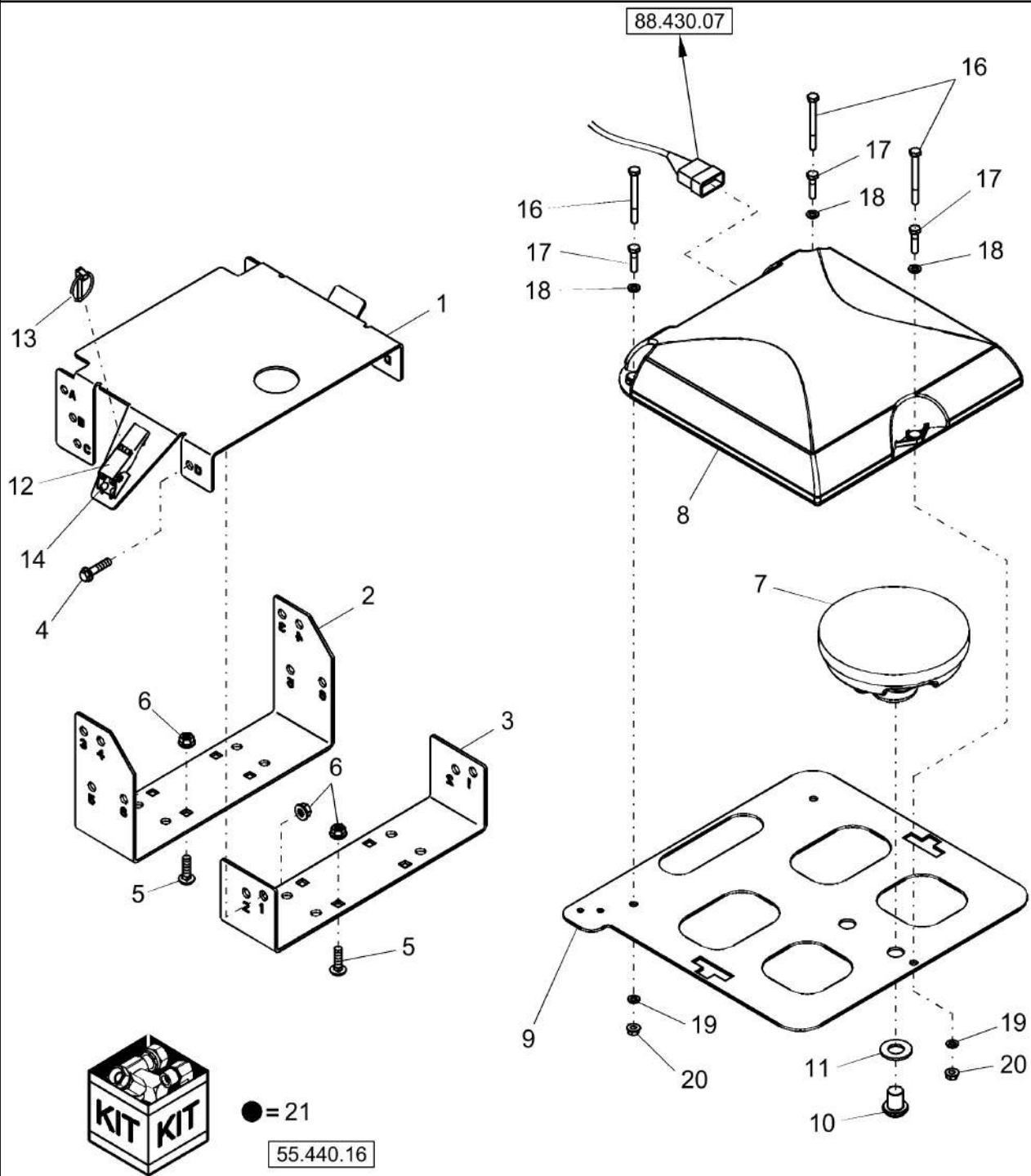


GPS MOUNT

REF FN	PART NUMBER	YR/SN	QTY DESCRIPTION
1	87488331		1 BRACKET 262 Receiver Mount With Latch
2	87335677		1 BRACKET Long
3	87335635		1 BRACKET Short
4	87656137		4 BOLT Hvy Hex, M8 x 20mm, CI 10.9
5	86507486		4 CARRIAGE BOLT Sht Sq Nk, M8 x 20mm, CI 8.8, Full Thd
6	86507066		8 FLANGE NUT M8 x 1.25, Flg, CI 10
7	87491749		1 ANTENNA AFS 162
8	87595761		1 KIT RECEIVER, AFS262 /WAAS/EGNOS/VBS; Includes: Receiver, Mounting Plate & Hardware
8	84148119		1 MODULE AFS262 /WAAS/EGNOS/VBS; Receiver Only
8	87369143		1 KIT RECEIVER, AFS262 WAAS/OMNISTAR - WAAS/VBS/HP/XP; Includes: Receiver, Mounting Plate & Hardware
8	84148115		1 MODULE AFS262 WAAS/OMNISTAR - WAAS/VBS/HP/XP; Receiver Only
9	87496985		1 MOUNTING PLATE
10	87106351		1 HEX SOC SCREW Button Hd, 5/8"-11 x M19 To Mount AFS162
11	140048		1 BELLEVILLE WASHER M16
12	87308870		1 LATCH
13	87109290		1 LOCK PIN
14	87308841		2 RIVET Pop, 5/32" x .425"
16	338413		3 BOLT Hex, M6 x 60, 8.8
17	86977786		3 BOLT Hex, M6 x 1 x 25mm, CI 8.8, Full Thd
18	86588450		3 WASHER M6 x 12 x 1.6 Thk
19	86517328		3 LOCK WASHER M6
20	86511444		3 FLANGE NUT M6, Flg Ser
21	84150838		1 ANTENNA AFS162

7230 8230 9230

GPS MOUNT



55.911.AA

p2

10/201
3

GPS MOUNT

REF FN	PART NUMBER	YR/SN	QTY DESCRIPTION
22	87534711		1 SERVICE KIT GPS Mounting Kit, Includes Brackets And Harness To Cab

7230 8230 9230

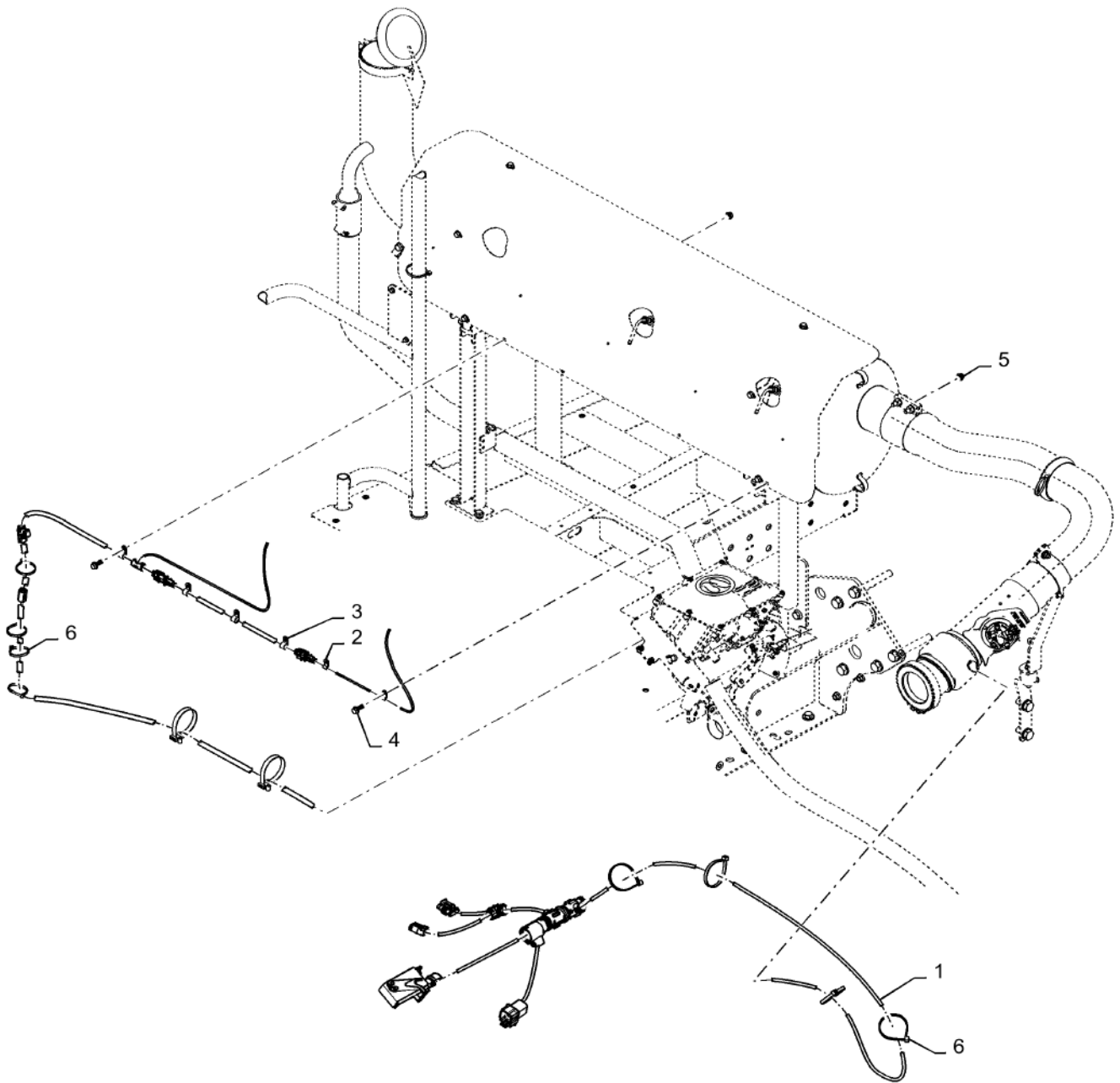
55.988.AD

01

p1

10/201
3

WIRE HARNESS, SCR TREATMENT, 7230 T4



WIRE HARNESS, SCR TREATMENT, 7230 T4

REF FN	PART NUMBER	YR/SN	QTY DESCRIPTION
1	84196029		1 WIRE HARNESS Cursor 9
2	80272535		2 WIRE CLAMP
3	86625035		4 CLAMP 1/2", Insul, 1/4" Bolt
4	87695418		6 BOLT
5	86050300		6 FLANGE NUT M6 x 1, Flg, Cl10
6	86566989		9 CABLE TIE M4.75 x 190.5 L

	7230 8230 9230
--	-----------------------

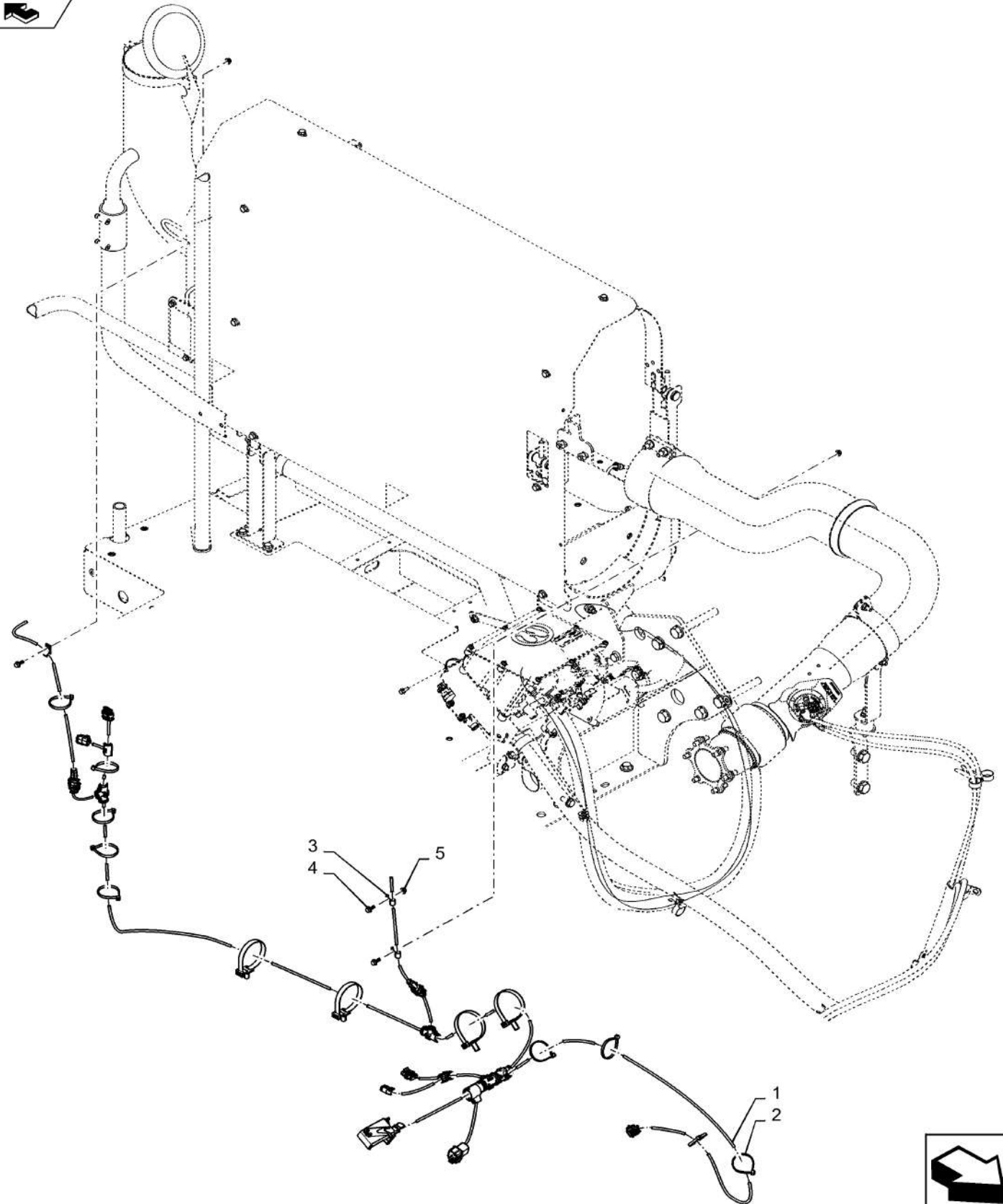
55.988.AD

02

p1

10/201
3

WIRE HARNESS, SCR TREATMENT, 82/9230 T4



55.988.AD

02

p1

10/201
3

WIRE HARNESS, SCR TREATMENT, 82/9230 T4

REF FN	PART NUMBER	YR/SN	QTY DESCRIPTION
1	84522078		1 WIRE HARNESS Cursor 13
2	86566989		9 CABLE TIE M4.75 x 190.5 L
3	86050346		3 CLAMP 3/8", Insul, 1/4" Bolt
4	87695418		3 BOLT
5	86050300		3 FLANGE NUT M6 x 1, Flg, Cl10

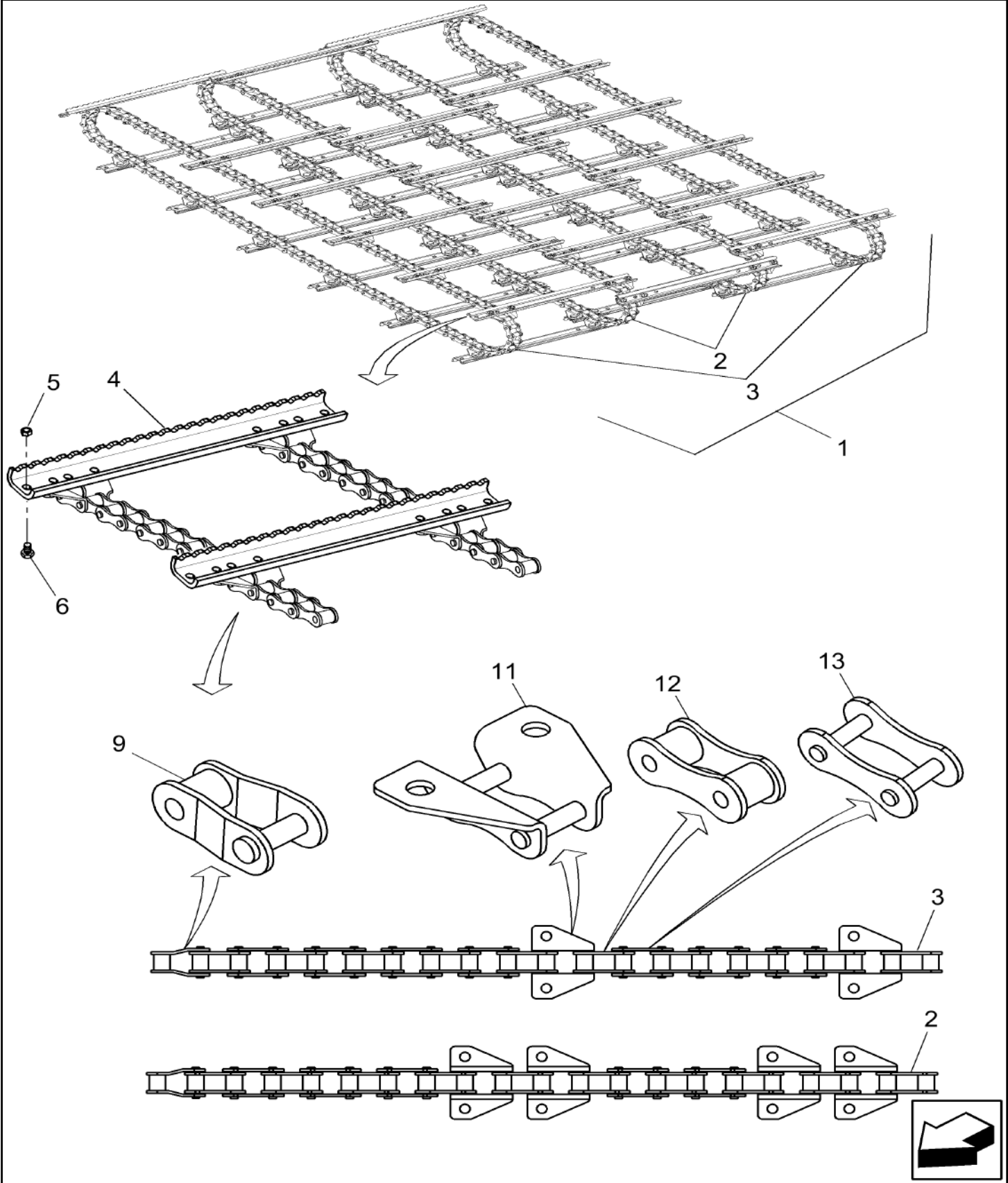
7230 8230 9230

SECTION INDEX

Product feeding

60.105.AB		CHAIN ASSY AND FEEDER SLATS
60.110.AA	01	LATERAL TILT FEEDER, PIVOT FRONT FACE HARDWARE
60.110.AA	02	FEEDER ADAPTER, FIXED
60.110.AD	01	FEEDER FRAME
60.110.AD	02	FEEDER HOUSING AND SHIELDS
60.110.AD	03	FRONT GUARD - EU - 72/82/9230
60.110.AF	01	FEEDER FLOOR AND CHAINS - WITHOUT ROCK TRAP
60.110.AF	02	FEEDER FLOOR AND CHAINS - WITH ROCK TRAP
60.110.AF	03	NON STONE TRAP ASSY
60.110.AL	01	LATERAL TILT FEEDER ADAPTER
60.110.AL	02	LATERAL TILT ASSY
60.110.AT		FEEDER IDLER ROLLER
60.112.AA	01	STONE TRAP AND ROLLER
60.112.AA	02	STONE TRAP SUMP COVER
60.150.AO	01	DRIVE SHAFT, FEEDER/HEADER
60.150.AO	02	DRIVE SHAFT, LOWER - FEEDER/HEADER
60.150.AO	03	DRIVE SHAFT, LOWER - FEEDER/HEADER
60.150.AO	04	DRIVE SHAFT, UPPER - FEEDER/HEADER
60.150.AO	05	PIVOT SHAFT, FEEDER/HEADER
60.150.AU	01	GEARBOX, FEEDER/HEADER, W/PTO, FIXED SPEED (RWLD & EU
60.150.AU	02	GEARBOX, FEEDER/HEADER, W/PTO, VARIABLE SPEED
60.150.AU	03	GEARBOX, FEEDER CONVEYOR DRIVE, WITH ROCK TRAP
60.150.AU	04	GEARBOX, HEADER/FEEDER, VARIABLE SPEED, OUTPUT HALF
60.150.AU	05	GEARBOX, HEADER/FEEDER, VARIABLE SPEED, INPUT HALF
60.150.AU	06	GEARBOX, HEADER/FEEDER - FIXED SPEED, OUTPUT HALF
60.150.AU	07	GEARBOX, HEADER/FEEDER - FIXED SPEED, INPUT HALF

CHAIN ASSY AND FEEDER SLATS



CHAIN ASSY AND FEEDER SLATS

REF FN	PART NUMBER	YR/SN	QTY DESCRIPTION
1	84179639		1 CHAIN (AG) Rock Trap
1	84179642		1 CHAIN (AG) Non Rock Trap
2	84217941		2 CHAIN (AG) Inner, Rock Trap
2	84217945		2 CHAIN (AG) Inner, Non Rock Trap
3	84217950		2 CHAIN (AG) Outer, Rock Trap
3	84217947		2 CHAIN (AG) Outer, Non Rock Trap
4	NSS		AR NOT SERVICED SEPARATELY U Shaped Slats, Rock Trap (36), Non Rock Trap (42) Order Kit 84222922
5	84207195		AR NUT M10 x 1.5, Rock Trap (144), Non Rock Trap (168)
6	9846677		AR BOLT Hex, M10 x 1.5 x 25mm, Cl 10.9, Full Thd Rock Trap (144), Non Rock Trap (168)
9	1324835C1		2 OFFSET LINK Used with Rock Trap Only
9	1324294C1		4 CONNECTING LINK Used With Kit Ref 14
11	87283352		AR CONNECTING LINK Attacking Link, Rock Trap (72), Non Rock Trap (76)
12	87283351		AR CHAIN LINK Roller Link with Solid Bushings, Rock Trap (200), Non Rock Trap (228)
13	87283349		AR CONNECTING LINK Rock Trap (124), Non Rock Trap (140)

7230 8230 9230

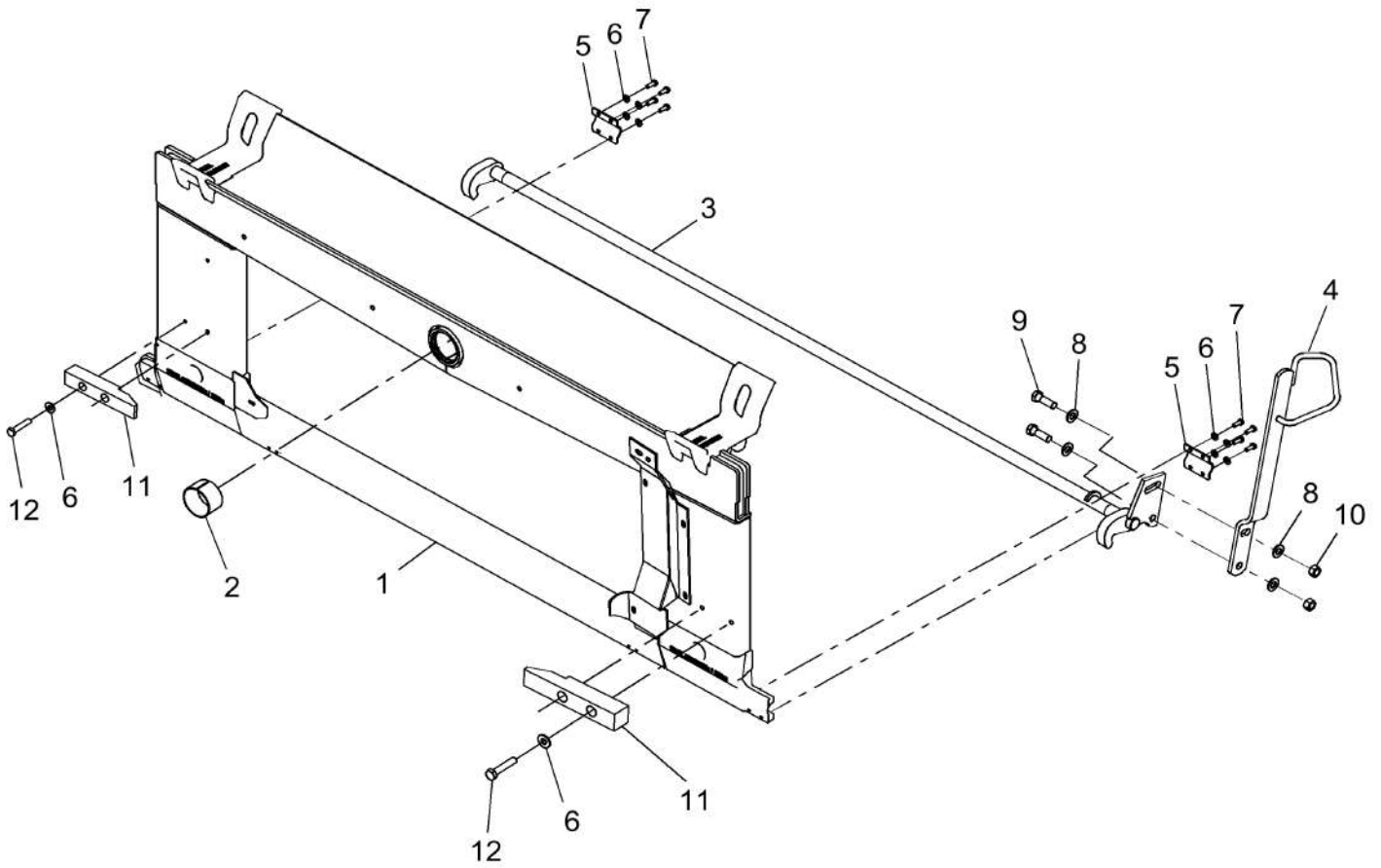
60.110.AA

01

p1

10/201
3

LATERAL TILT FEEDER, PIVOT FRONT FACE HARDWARE



60.110.AA

01

p1

10/201
3**LATERAL TILT FEEDER, PIVOT FRONT FACE HARDWARE**

REF FN	PART NUMBER	YR/SN	QTY DESCRIPTION
1	84496376		1 FRAME
2	86995533		1 BEARING CARRIER 76.2889 mm ID x 47.63 mm
3	84394232		1 LATCH
4	84314118		1 LEVER
5	87107674		2 CLAMP
6	322358		12 BELLEVILLE WASHER M8
7	87656137		8 BOLT Hvy Hex, M8 x 20mm, CI 10.9
8	140048		4 BELLEVILLE WASHER M16
9	87495304		3 BOLT
10	87016581		3 FLANGE NUT M16 x 2, Flg, CI 10
11	84144529		2 SHIELD Plate, Strip - Off
12	43129		4 BOLT Hex, M8 x 1.25 x 40mm, CI 8.8
			7230 8230 9230

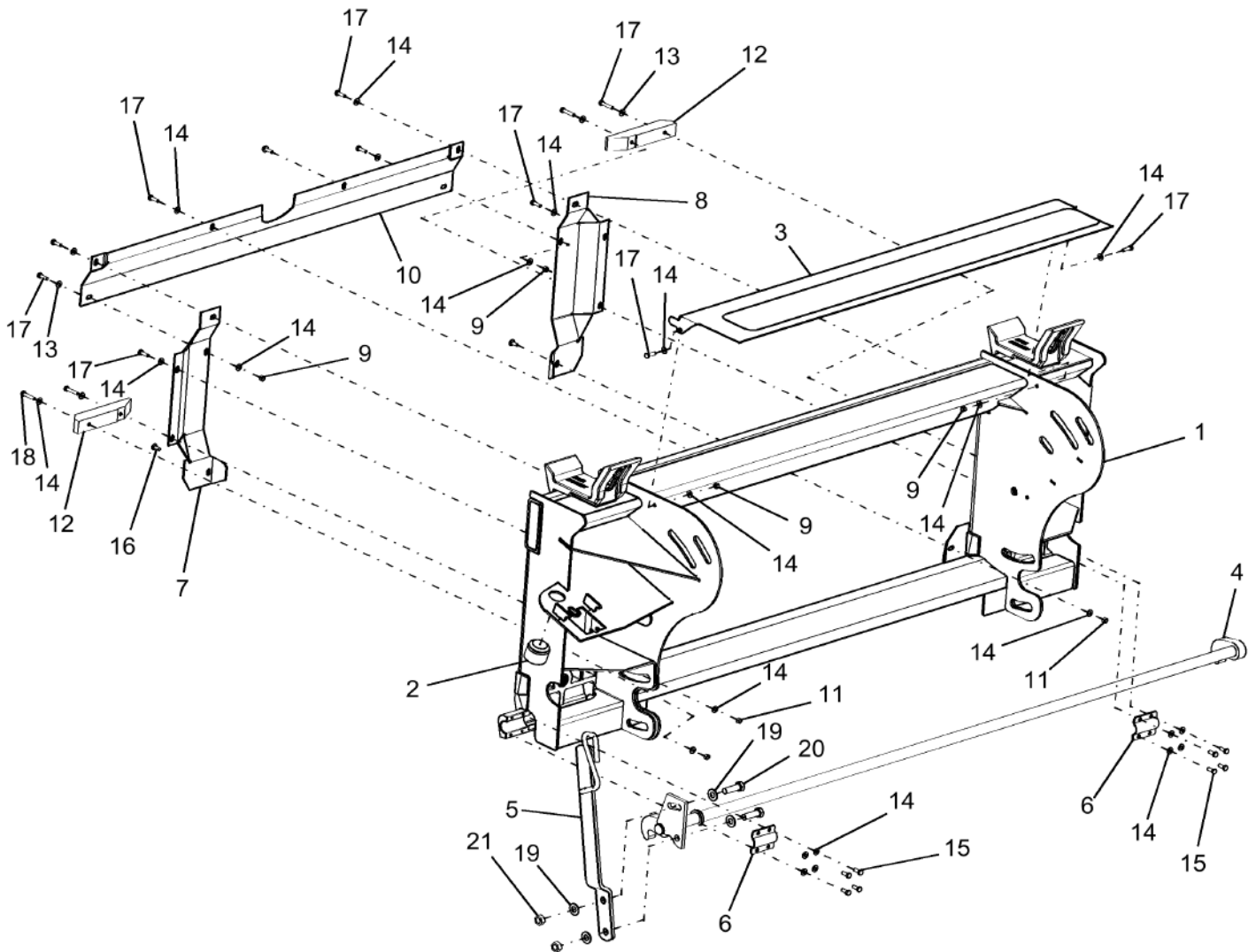

60.110.AA

02

p1

10/201
3

FEEDER ADAPTER, FIXED



60.110.AA

02

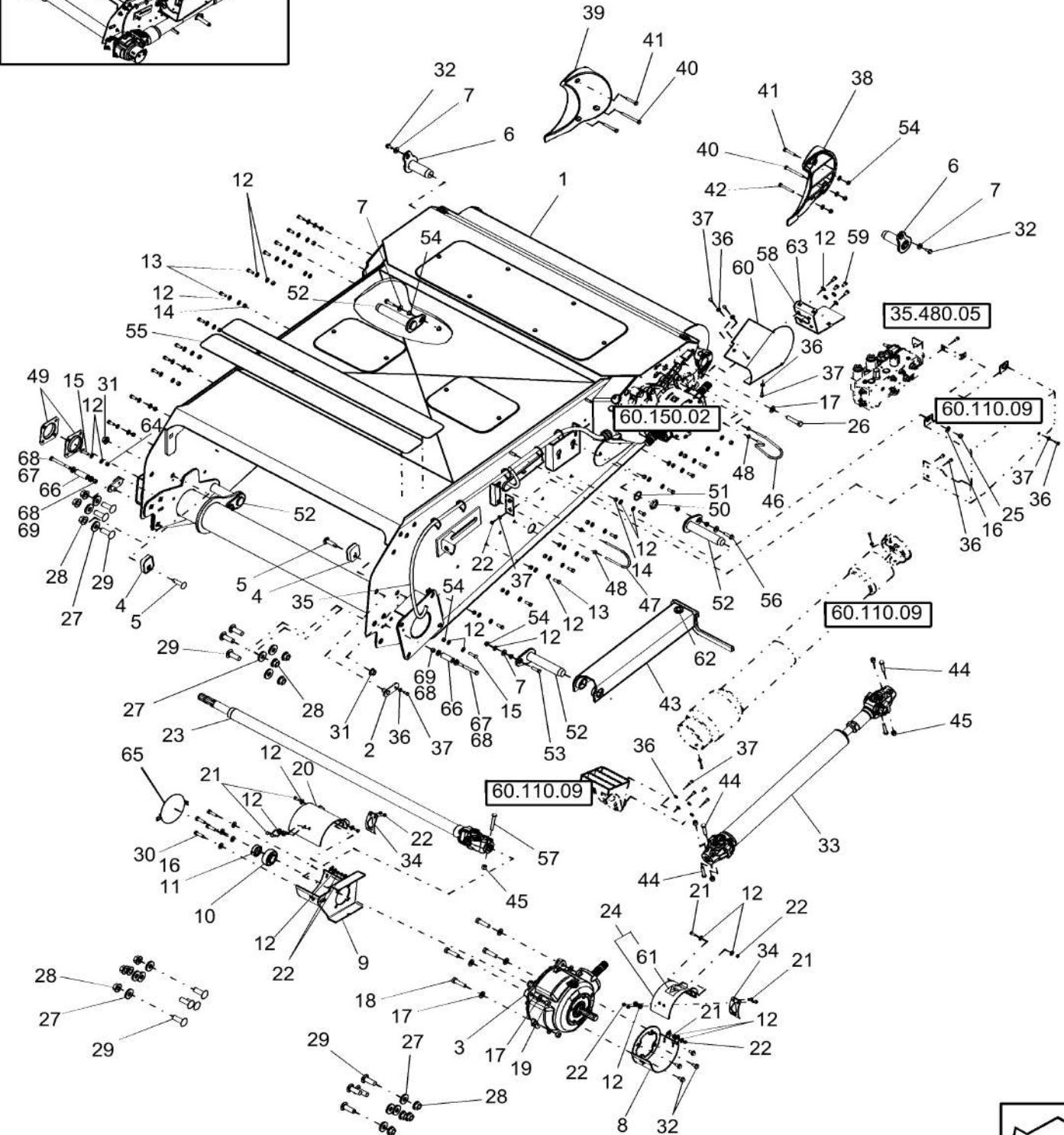
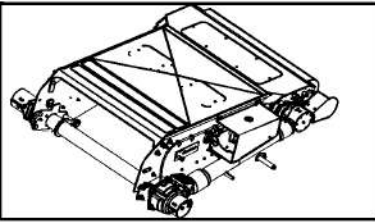
p1

10/201
3**FEEDER ADAPTER, FIXED**

REF FN	PART NUMBER	YR/SN	QTY DESCRIPTION
1	84482225		1 ADAPTER
2	87105683		1 CAP
3	84164528		1 SHIELD Shield, Top
4	84394232		1 LATCH
5	84314118		1 LEVER
6	87107674		2 CLAMP
7	87587591		1 SHEET ASSY. L.H.
8	87587593		1 SHEET ASSY. R.H.
9	86629542		4 NUT M8 x 1.25, CI 8
10	87673524		1 DEFLECTOR
11	9706690		8 NUT Hex, M8, 1.25mm Pitch, 6.80mm High, CI 8, ZND
12	84144529		2 SHIELD Plate, Strip Off
13	322358		4 BELLEVILLE WASHER M8
14	322358		26 BELLEVILLE WASHER M8
15	87656137		8 BOLT Hvy Hex, M8 x 20mm, CI 10.9
16	86507486		2 CARRIAGE BOLT Sht Sq Nk, M8 x 20mm, CI 8.8, Full Thd
17	43127		10 BOLT Hex, M8 x 1.25 x 25mm, CI 8.8, Full Thd
18	43129		4 BOLT Hex, M8 x 1.25 x 40mm, CI 8.8
19	NSS		0 NOT SERVICED SEPARATELY WASHERS NO LONGER USED
20	87495304		3 BOLT
21	87016581		3 FLANGE NUT M16 x 2, Flg, CI 10

7230 8230 9230

FEEDER FRAME

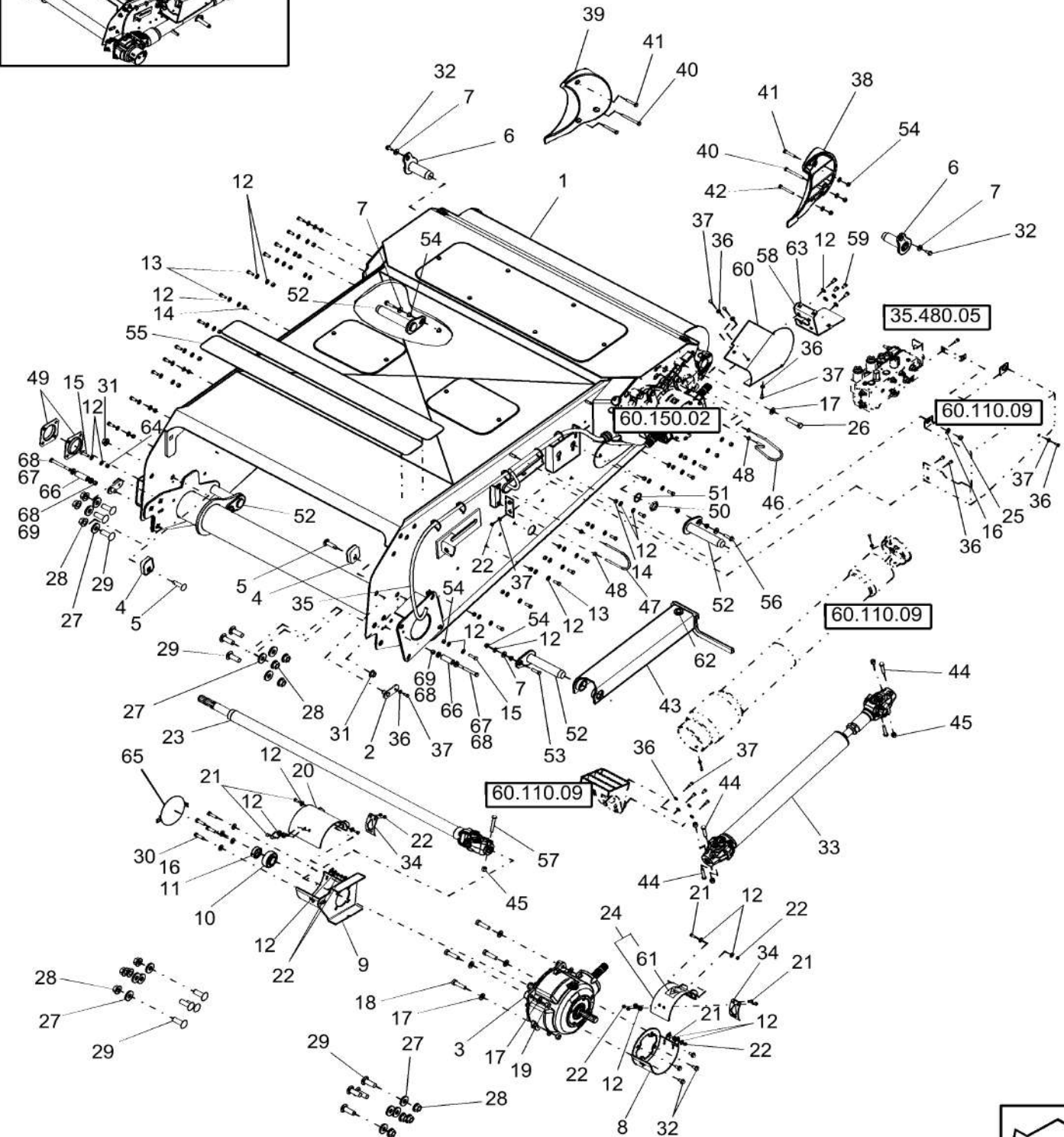
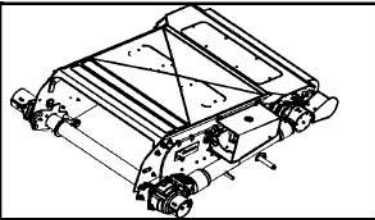


FEEDER FRAME

REF FN	PART NUMBER	YR/SN	QTY DESCRIPTION
1	84387515		1 HOUSING Housing; Not being offered as Assy
2	87106719		2 BRACKET
3	87610913		1 GEARBOX ASSY
4	87282452		2 PLATE
5	87281691		2 BOLT
6	87281673		2 PIN
7	86592700		8 WASHER M10 x 28 x 4, HT
8	87108951		1 SHIELD
9	87108942		1 SHIELD
10	86575514		1 BALL BEARING
11	45393		1 COLLAR
12	140045		83 BELLEVILLE WASHER M10
13	{43139}		24
14	100016		30 NUT M10, CI 8
15	86624978		4 BOLT Hex, M10 x 35mm, CI 10.9, Full Thd
16	140046		4 BELLEVILLE WASHER Belleville, M12
17	140048		12 BELLEVILLE WASHER M16
18	120091		4 SCREW Hex, M16 x 60, 8.8
19	100020		4 NUT M16, CI 8
20	87108949		1 SHIELD
21	120104		8 BOLT Hex, M8 x 1.25 x 20mm, CI 8.8, Full Thd
22	9706690		8 NUT Hex, M8, 1.25mm Pitch, 6.80mm High, CI 8, ZND
23	86999167		1 SHAFT
24	87108944		1 SHIELD
25	9706685		2 NUT M12, CI 8
26	120092		4 BOLT Hex, M16 x 70, 8.8
27	86592703		14 WASHER M20 x 50 x 6, HT
28	86512499		14 FLANGE NUT M20 x 2.5, Flg, CI 10
29	86981478		14 CARRIAGE BOLT Short Square Neck, M20 x 60mm, Class 10.9

7230 8230 9230

FEEDER FRAME



FEEDER FRAME

REF FN	PART NUMBER	YR/SN	QTY DESCRIPTION
30	86629541		4 BOLT Hex, M12 x 40mm, CI 8.8, Full Thd
31	86512498		2 FLANGE NUT M16 x 2, Flg, CI 10
32	87698835		6 BOLT
33	86999166		1 SHAFT
34	86638316		2 LATCH
35	84294488		1 WIRE HARNESS Feeder, Electric
36	322358		8 BELLEVILLE WASHER M8
37	120103		8 BOLT Hex, M8 x 16, 8.8
38	87662508		1 DEFLECTOR L.H.
39	87662509		1 DEFLECTOR R.H.
40	120075		2 BOLT Hex, M10 x 1.5 x 100mm, CI 8.8
41	412151		2 BOLT Hex, M10 x 1.5 x 55mm, CI 8.8
42	83931335		2 BOLT Hex, M10 x 1.5 x 75mm, CI 8.8
43	87564959		1 CHANNEL Feeder Lift, Standard
43	1 87732739		1 CHANNEL Feeder Lift, Heavy Duty
44	87021759		4 BOLT Hex, M12 x 60mm, CI 10.9
45	87021758		5 NUT M12 x 1.75, CI 10
46	87283141		1 RETAINING WIRE
47	87108395		1 U-BOLT
48	9804277		8 FLANGE NUT Hex Flg, M8, 1.25 Pitch, Gr 8
49	86974037		2 FLANGE
50	86619907		1 NUT 1.6875"-18
51	636665		1 LOCK WASHER M43 x 4.75 x 1.575 Thk
52	87282445		4 PIN Yellow Chrome
52	87471285		4 PIN ASSY. Black Chrome
53	9804263		2 BOLT Hex, M10 x 40mm, CI 8.8
54	86050279		8 FLANGE NUT M10 x 1.5, Flg, CI 10
55	86995792		2 PAD
56	9804263		2 BOLT Hex, M10 x 40mm, CI 8.8
57	87301326		1 BOLT Hex, M12 x 75mm, CI 10.9
58	84354292		1 BRACKET

(1) Also Included in Kits 84134532 (EU) & 87751028 (NA)

7230 8230 9230

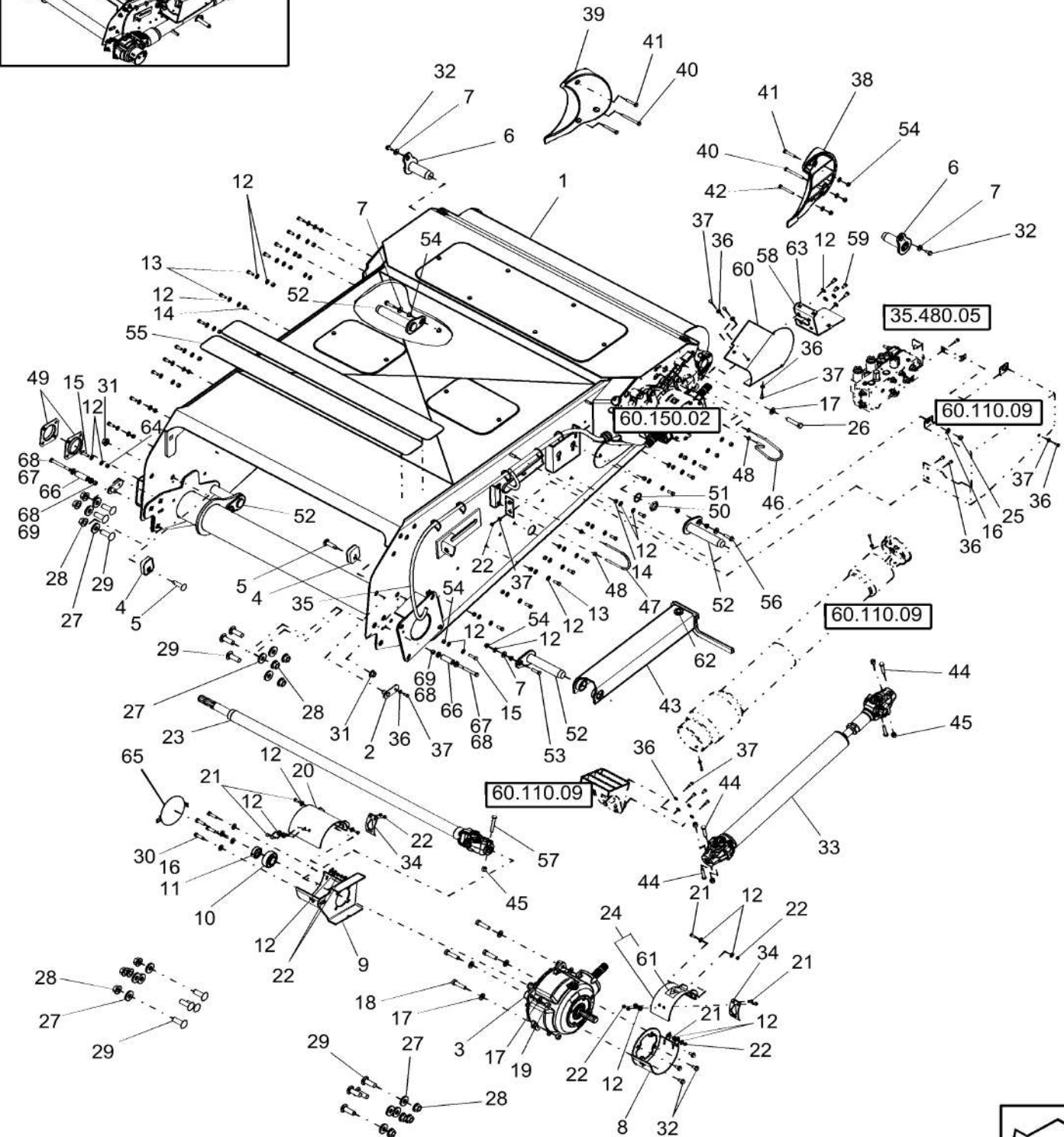
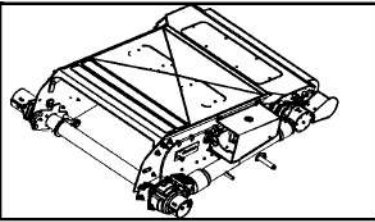
60.110.AD

01

p3

10/201
3

FEEDER FRAME



60.110.AD

01

p3

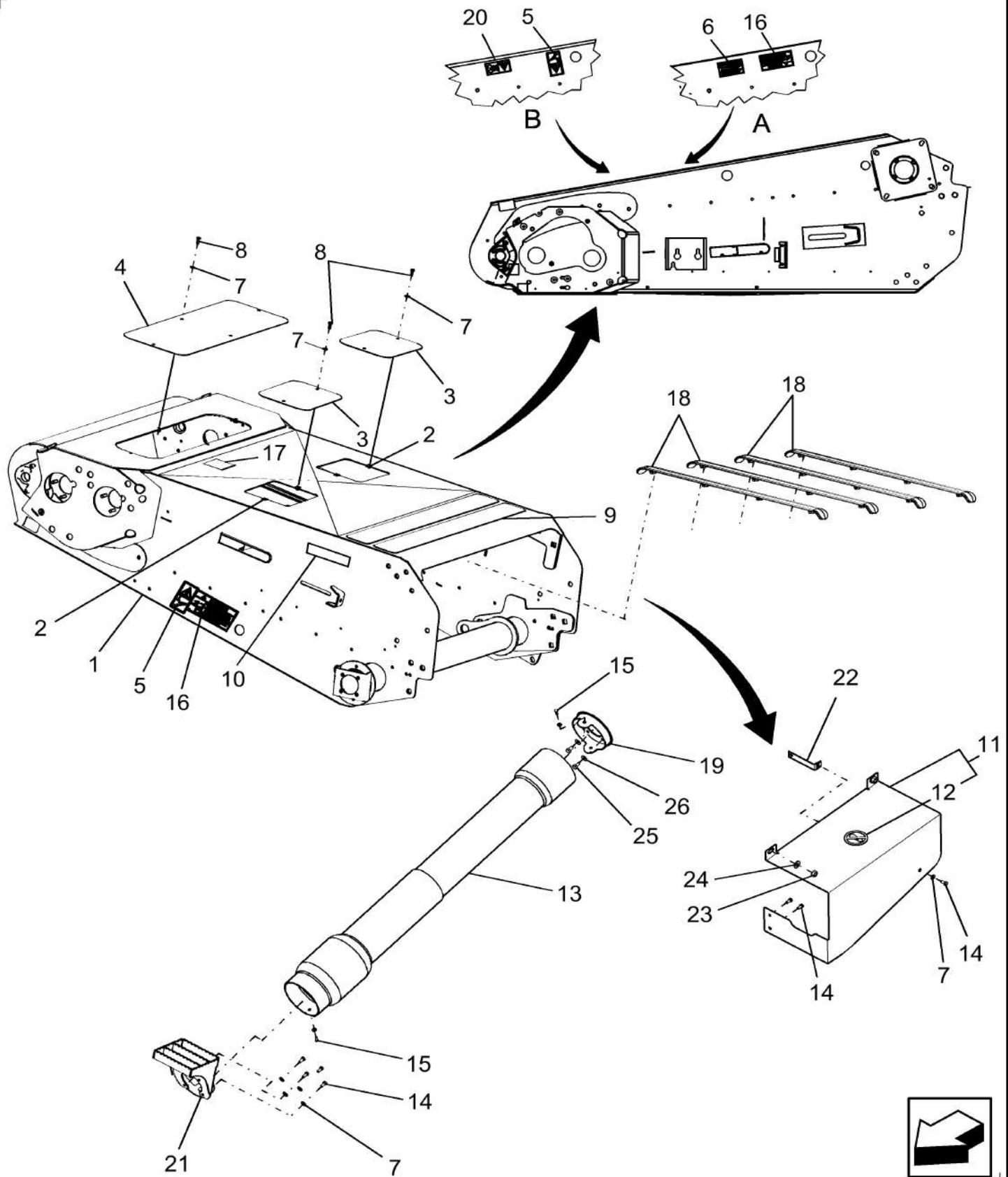
10/201
3**FEEDER FRAME**

REF FN	PART NUMBER	YR/SN	QTY DESCRIPTION
59	300383		8 BOLT Hex, M10 x 1.5 x 16mm, CI 8.8, Full Thd
60	84354290		1 PROTECTION PLATE
61	84004742		1 DECAL
62	87107921		1 GROMMET
63	86508354		3 NUT
64	86500689		2 NUT M10, CI 10
65	1 84164490		1 COVER
66	87484408		2 SPACER
67	87376144		4 WASHER
68	9501756		2 BOLT Hex, M12 x 1.75 x 110mm, CI 10.9
69	337475		2 NUT M12, CI 10

(1) EU

7230 8230 9230

FEEDER HOUSING AND SHIELDS



FEEDER HOUSING AND SHIELDS

REF FN	PART NUMBER	YR/SN	QTY DESCRIPTION
1	84387515		1 HOUSING Kit, Feeder Housing, Decals & Ref 18
2	86508354		4 NUT
3	86995571		2 COVER
4	87283147		1 COVER
5	1 84004735		2 DECAL WARNING
6	2 86626958		1 WARNING DECAL English
7	322358		16 BELLEVILLE WASHER M8
8	43127		12 BOLT Hex, M8 x 1.25 x 25mm, Cl 8.8, Full Thd
9	86995792		2 PAD Anti-Skid
10	86547782		2 REFLECTOR Reflective Tape
11	87284925		1 COVER ASSY Includes Ref 12
12	84432904		1 DECAL No Step
13	87106571		1 SHIELD
14	120103		6 BOLT Hex, M8 x 16, 8.8
15	87041331		2 BOLT Prev Torque, Hex, M6 x 16mm, Cl 8.8, Full Thd
16	2 86624774		2 DANGER DECAL
17	2 86626958		3 WARNING DECAL English
17	1 84011345		3 DECAL WARNING
18	86638209		4 STRIP Feeder Chain, Plastic Wear
19	87283856		1 BRACKET
20	1 84011314		1 DECAL WARNING
21	87616998		1 BRACKET
22	NS		1 NOT SERVICED Angle
23	9706685		2 NUT M12, Cl 8
24	140046		2 BELLEVILLE WASHER Belleville, M12
25	300383		4 BOLT Hex, M10 x 1.5 x 16mm, Cl 8.8, Full Thd
26	140045		4 BELLEVILLE WASHER M10

(1) EU & Latin America

(2) NA

7230 8230 9230

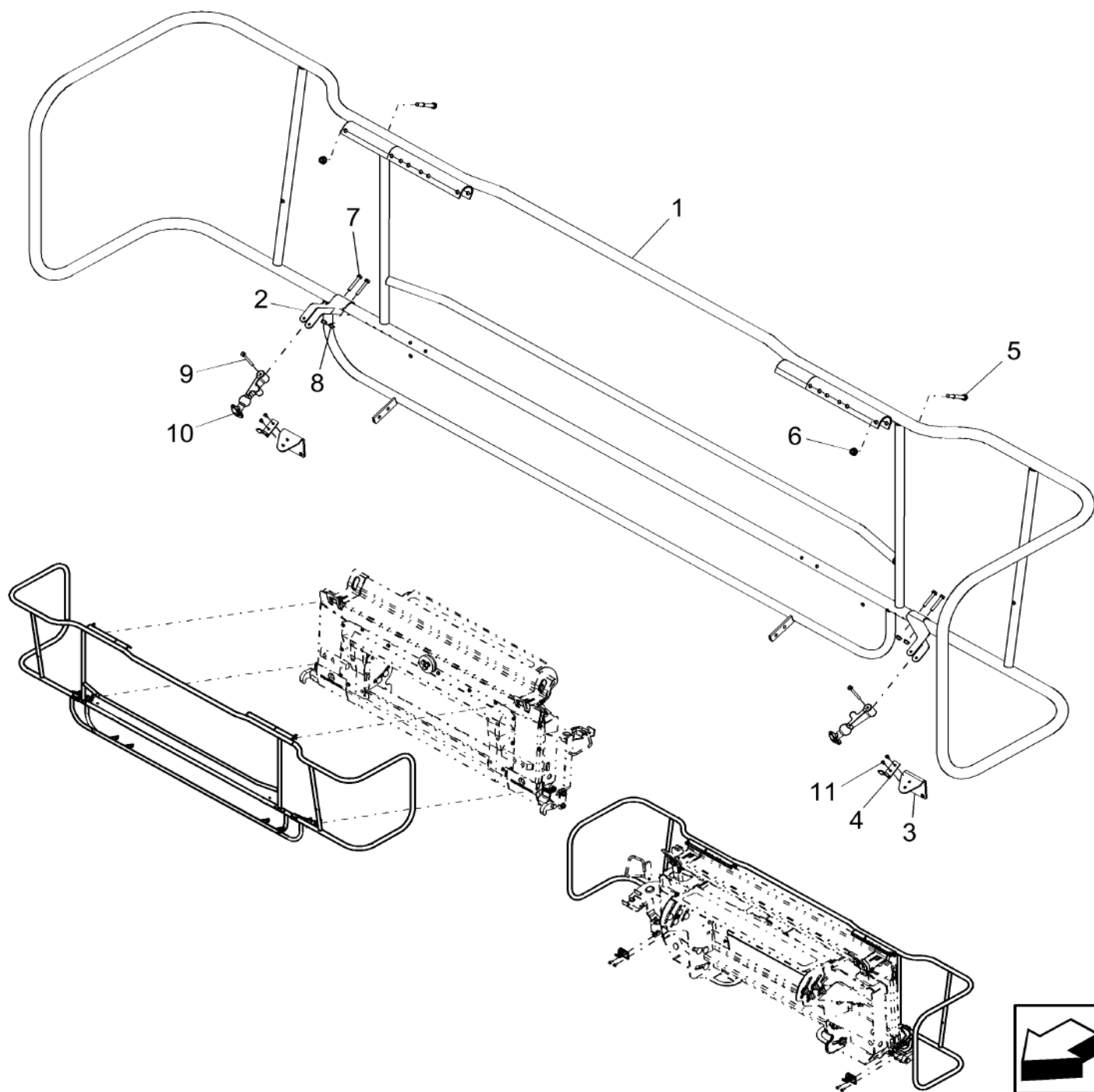
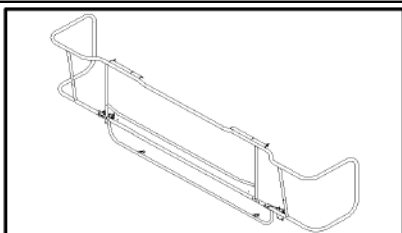
60.110.AD

03

p1

10/201
3

FRONT GUARD - EU - 72/82/9230



60.110.AD

03

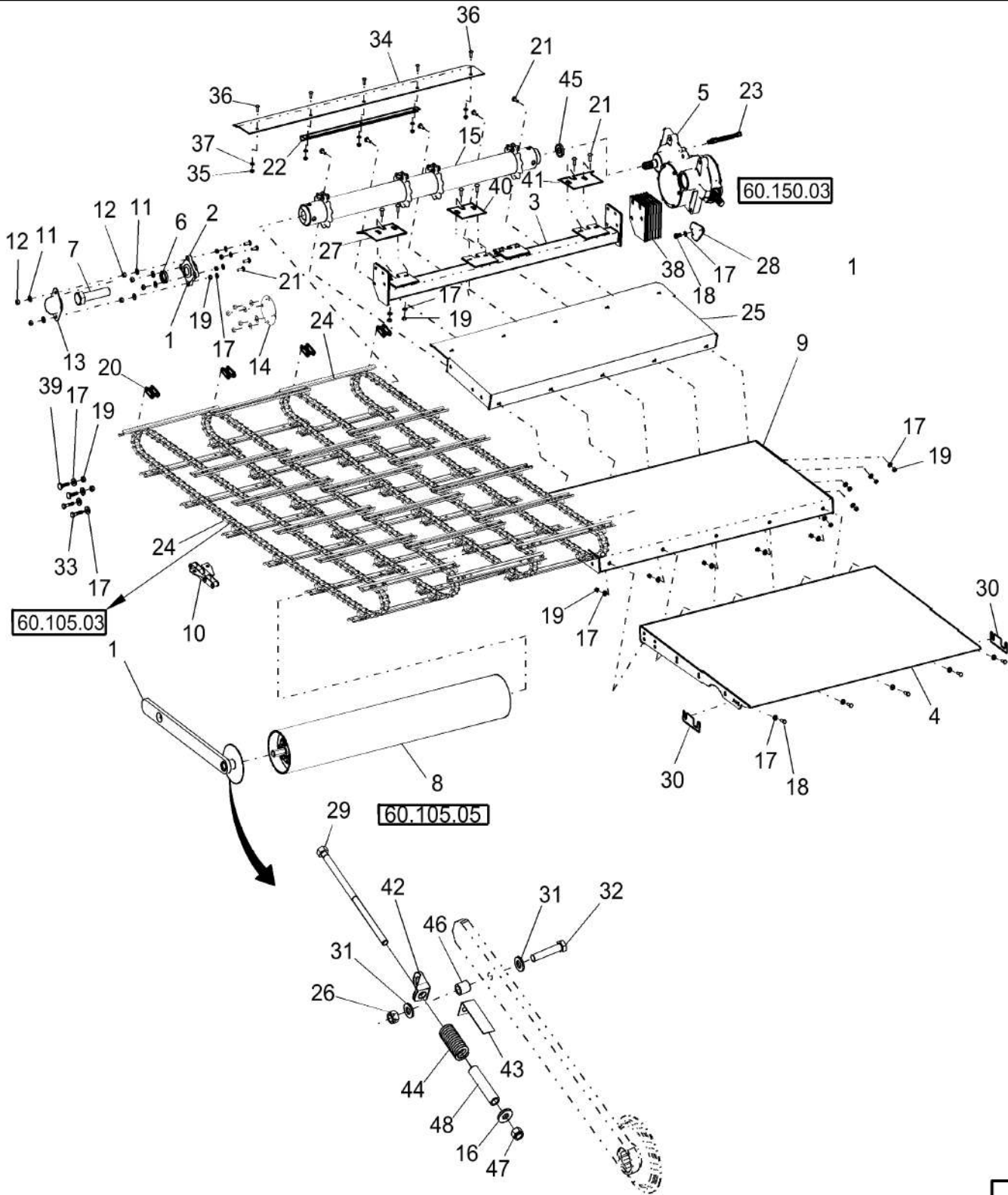
p1

10/201
3**FRONT GUARD - EU - 72/82/9230**

REF FN	PART NUMBER	YR/SN	QTY DESCRIPTION
1	419643		1 SHIELD Guard
2	84214575		2 BRACKET Feeder Guard Frame
3	84214571		2 BRACKET Feeder Guard
4	453857		2 CLIP
5	120061		2 BOLT Hex, M8 x 60, 8.8
6	86619801		2 FLANGE NUT Prev Torque, Hex Flg, M8, Cl 8
7	120102		4 BOLT Hex, M6 x 40, 8.8, Full Thd
8	9804276		4 FLANGE NUT M6 x 1, Flg, Cl 8
9	87400		2 COTTER PIN 3/16" x 2"
10	353067		2 LATCH Latch
11	425519		4 RIVET Pop, M4 x 8.6 Alum Pop

7230 8230 9230

FEEDER FLOOR AND CHAINS - WITHOUT ROCK TRAP

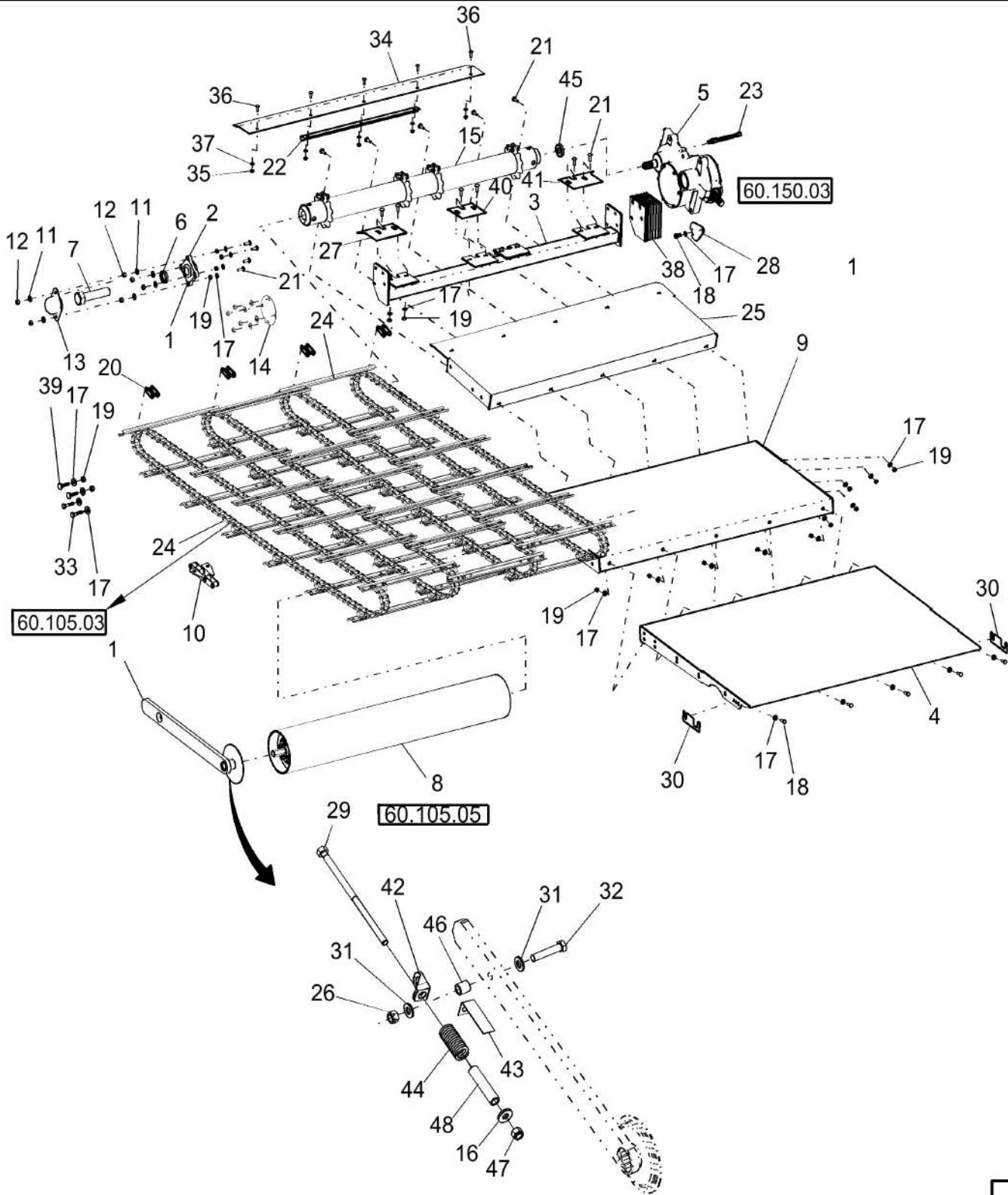


FEEDER FLOOR AND CHAINS - WITHOUT ROCK TRAP

REF FN	PART NUMBER	YR/SN	QTY DESCRIPTION
1	87660200		2 ARM ASSY.
2	86995212		1 BEARING ASSY
3	84161169		1 SUPPORT ASSY.
4	84140379		1 FLOOR
5	84224787		1 GEARBOX
6	86997123		1 WASHER
7	86981357		1 BOLT
8	NSS		1 NOT SERVICED SEPARATELY See Page 60.105.05
9	87282537		1 FLOOR
10	87283373		AR CHAIN LINK
11	140046		10 BELLEVILLE WASHER Belleville, M12
12	9706685		10 NUT M12, CI 8
13	86996082		1 COVER
14	86995710		1 COVER
15	84414906		1 SPROCKET NSS, Incl Ref 45, Order Kit 84414929
16	325594		2 WASHER M17 x 40 x 5 Thk
17	140045		31 BELLEVILLE WASHER M10
18	{43139}		6
19	100016		24 NUT M10, CI 8
20	87625526		4 LINK ASSY.
21	86633356		17 CARRIAGE BOLT Short NK, M10 x 25, CI8.8, Full Thd
22	87537644		1 CHANNEL
23	87662555		1 SENSOR Feeder Speed
24	84179642		1 CHAIN (AG) Standard; Z Shaped Slat
25	87730307		1 FLOOR
26	86000441		2 NUT M16 x 2, CI 8
27	84158112		1 PLATE R.H.
28	87281862		1 PLATE
29	84155550		2 THREADED ROD
30	87537643		2 SHIM
31	394631		4 WASHER M17 x 34 x 4, HT

7230 8230 9230

FEEDER FLOOR AND CHAINS - WITHOUT ROCK TRAP



60.110.AF

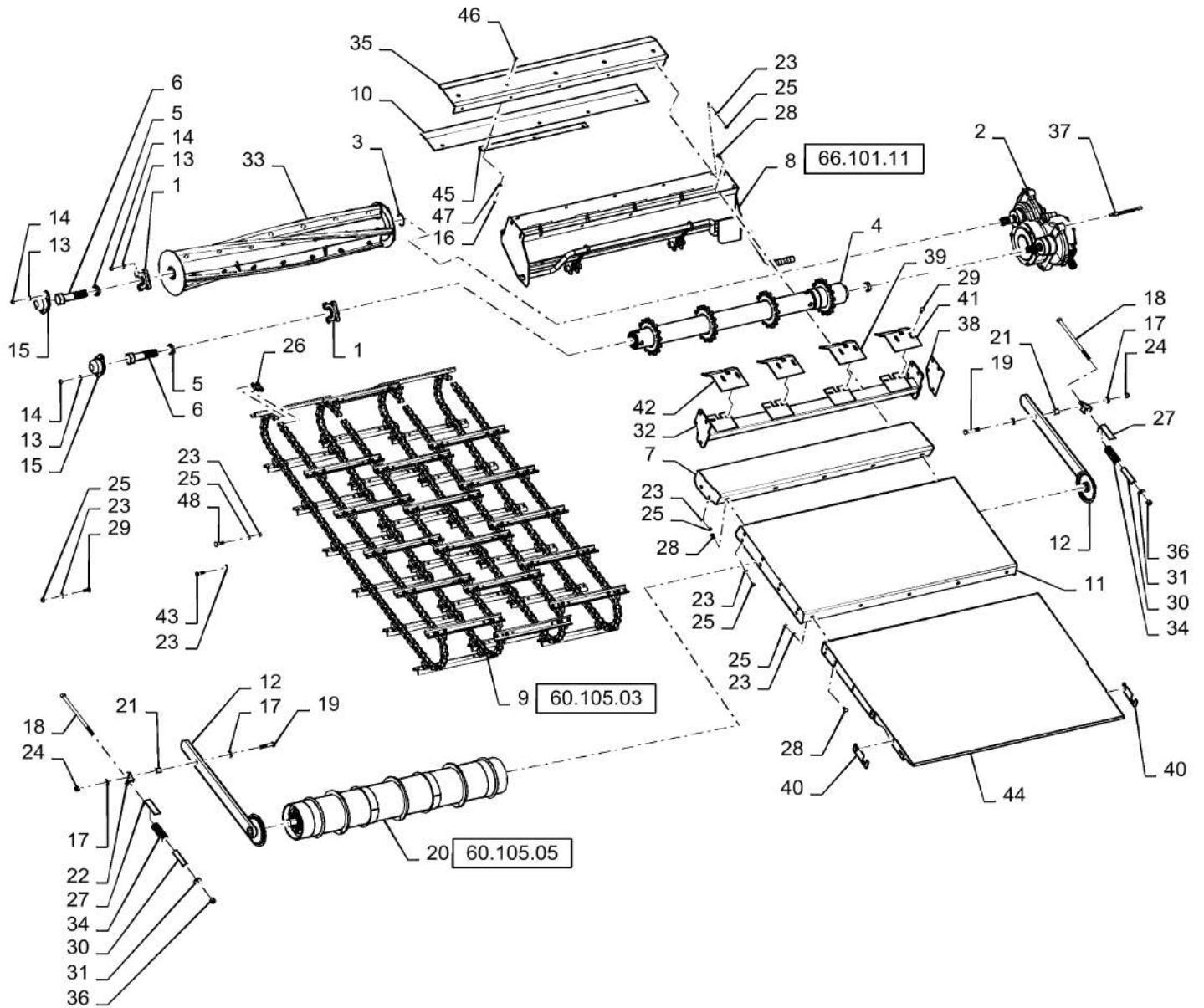
01

p2

10/201
3**FEEDER FLOOR AND CHAINS - WITHOUT ROCK TRAP**

REF FN	PART NUMBER	YR/SN	QTY DESCRIPTION
32	86577946		2 BOLT Hex, M16 x 80mm, CI 10.9
33	9706704		2 BOLT Hex, M10 x 1.5 x 35mm, CI 8.8, Full Thd
34	87533210		1 SEAL
35	9804277		5 FLANGE NUT Hex Flg, M8, 1.25 Pitch, Gr 8
36	84814921		5 HEX SOC SCREW Flat Hd, CSK, M8 x 25mm, CI 10.9
37	322358		5 BELLEVILLE WASHER M8
38	87667405		8 SHIM
39	374892		2 BOLT Short NK, M10 x 40, CI8.8, Full Thd
40	84158107		2 PLATE Center
41	84158109		1 PLATE L.H.
42	84265054		2 BRACKET Model Year 11
43	84163120		2 BRACKET Indicator
44	693887		2 SPRING Compression
45	84415750		1 FELT SEAL
46	87021332		1 SPACER
47	412066		2 NUT M16 x 2, CI 8
48	84157715		2 TUBE Spacer
49	84257096		4 CONNECTING LINK
50	87109491		1 OIL SEAL
			7230 8230 9230

FEEDER FLOOR AND CHAINS - WITH ROCK TRAP

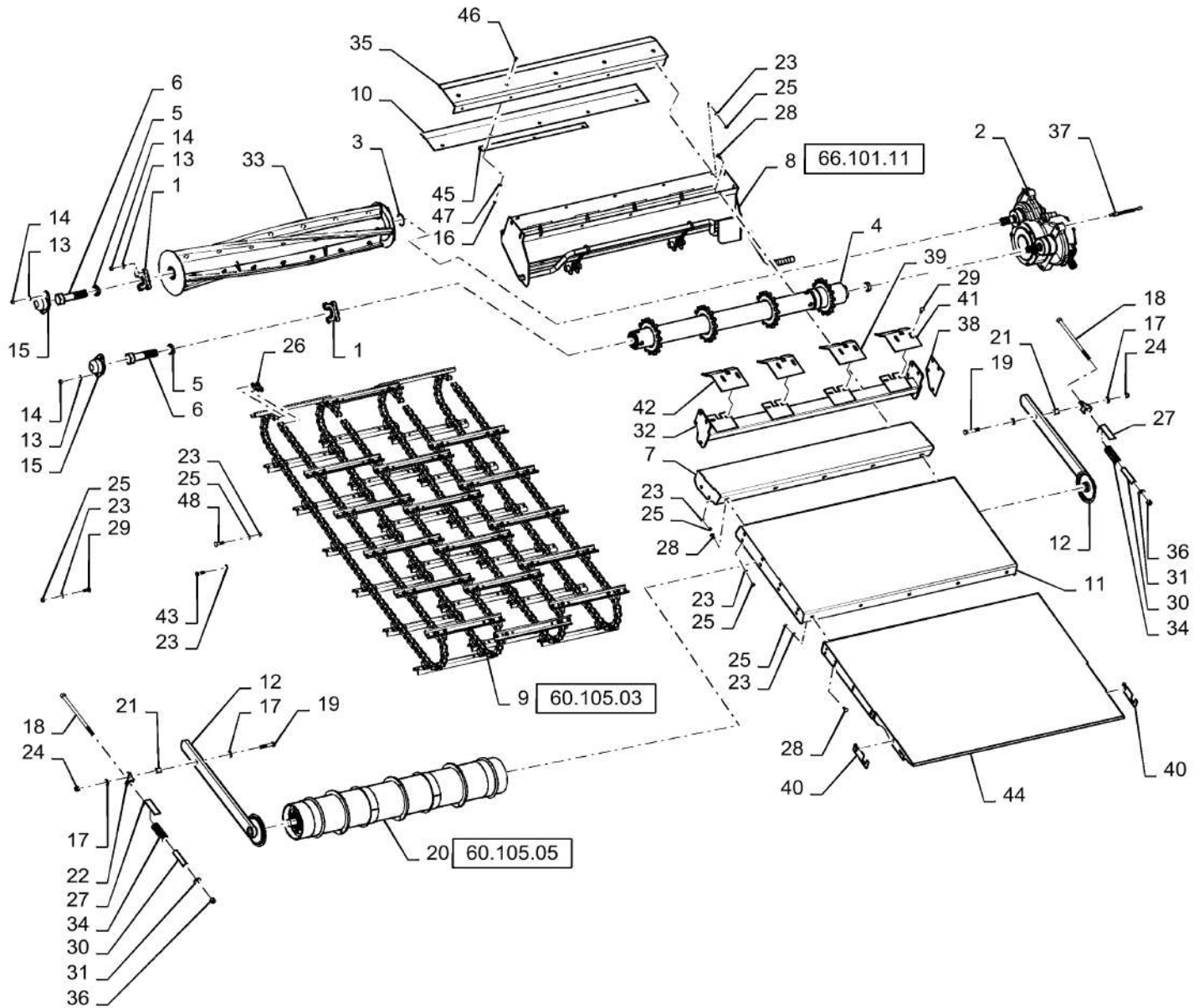


FEEDER FLOOR AND CHAINS - WITH ROCK TRAP

REF FN	PART NUMBER	YR/SN	QTY DESCRIPTION
1	86995212		2 BEARING ASSY
2	84224789		1 GEARBOX
3	87109491		1 OIL SEAL
4	84414915		1 SPROCKET
5	86997123		2 WASHER
6	86981357		2 BOLT
7	84376397		1 FLOOR
8	NSS		1 NOT SERVICED SEPARATELY Components
9	84179639		1 CHAIN (AG) U shaped Slat Profile
10	87533210		1 SEAL
11	87282537		1 FLOOR Center
12	87660200		2 ARM ASSY.
13	140046		12 BELLEVILLE WASHER Belleville, M12
14	9706685		12 NUT M12, CI 8
15	86996082		2 COVER
16	86629542		5 NUT M8 x 1.25, CI 8
17	394631		4 WASHER M17 x 34 x 4, HT
18	84155550		2 THREADED ROD
19	86577946		2 BOLT Hex, M16 x 80mm, CI 10.9
20	NSS		1 NOT SERVICED SEPARATELY Components
21	87021332		2 SPACER
22	84265054		2 BRACKET
23	140045		36 BELLEVILLE WASHER M10
24	86000441		2 NUT M16 x 2, CI 8
25	100016		34 NUT M10, CI 8
26	84257096		4 CONNECTING LINK
27	84163120		2 BRACKET Indicator, Plated
28	86633356		15 CARRIAGE BOLT Short NK, M10 x 25, CI 8.8, Full Thd
29	86512446		17 CARRIAGE BOLT Sht Nk, M10 x 30mm, CI 8.8, Full Thd
30	84157715		2 TUBE
31	325594		2 WASHER M17 x 40 x 5 Thk
32	84161169		1 SUPPORT ASSY.

7230 8230 9230

FEEDER FLOOR AND CHAINS - WITH ROCK TRAP



FEEDER FLOOR AND CHAINS - WITH ROCK TRAP

REF FN	PART NUMBER	YR/SN	QTY DESCRIPTION
33	87108961		1 BEATER
34	693887		2 SPRING Compression
35	87730305		1 FLOOR Right Rear
36	412066		2 NUT M16 x 2, CI 8
37	87662555		1 SENSOR Feeder Speed
38	87667405		8 SHIM
39	84158107		2 PLATE Center
40	87537643		2 SHIM
41	84302887		1 PLATE Left Hand
42	84158112		1 PLATE Right Hand
43	9706704		2 BOLT Hex, M10 x 1.5 x 35mm, CI 8.8, Full Thd
44	84140379		1 FLOOR
45	87537644		1 CHANNEL
46	84814921		5 HEX SOC SCREW Flat Hd, CSK, M8 x 25mm, CI 10.9 Counter Sunk
47	322358		5 BELLEVILLE WASHER M8
48	374892		2 BOLT Short NK, M10 x 40, CI8.8, Full Thd
			7230 8230 9230

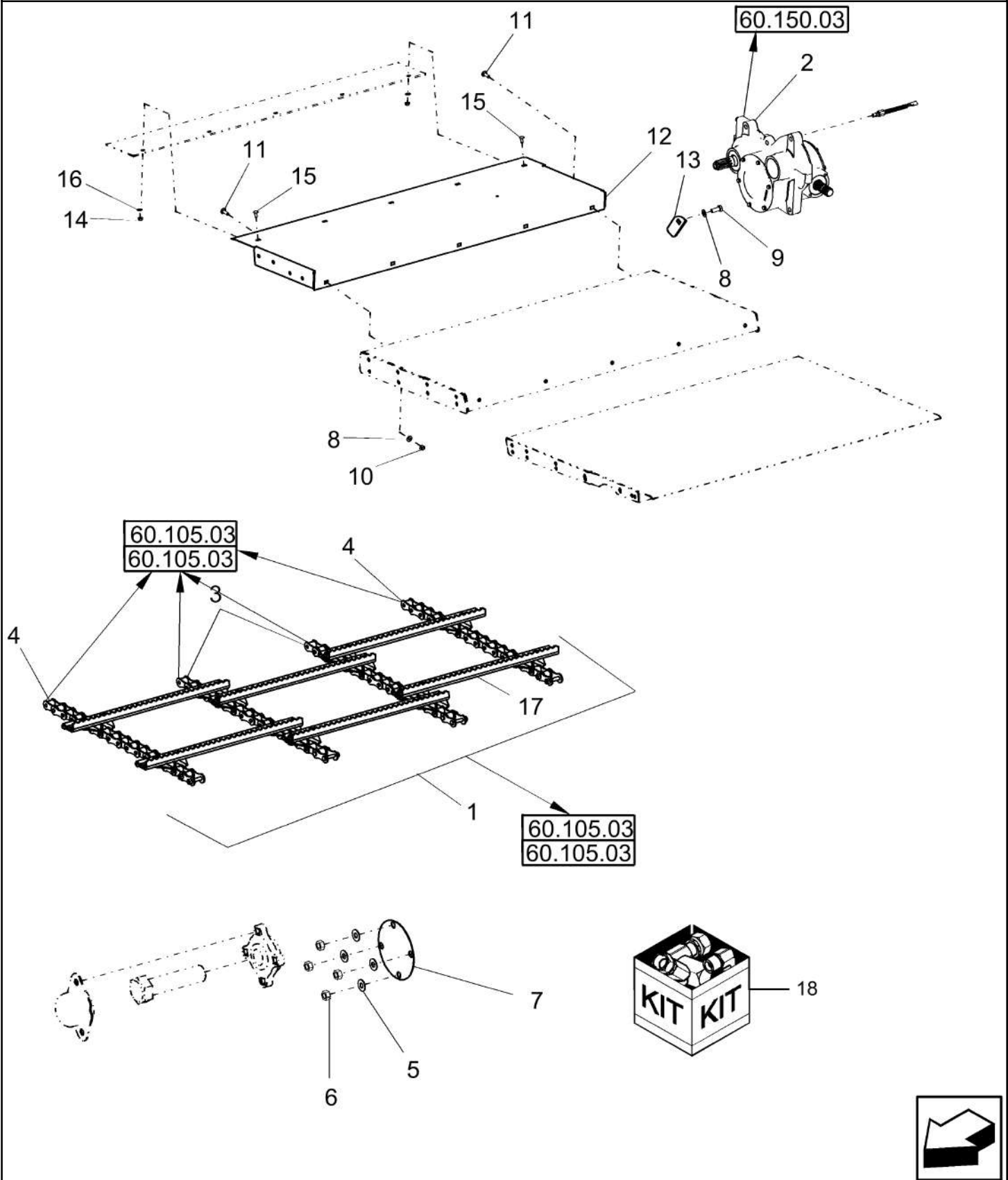
60.110.AF

03

p1

10/201
3

NON STONE TRAP ASSY



60.110.AF

03

p1

10/201
3**NON STONE TRAP ASSY**

REF FN	PART NUMBER	YR/SN	QTY DESCRIPTION
1	87736377		1 CHAIN (AG) Assy
1	84180958		1 CHAIN (AG) Assy, Replaces 87736377
2	87696849		1 GEARBOX ASSY w/o Stone Trap
3	87736379		2 CHAIN (AG) Inner
4	87736378		2 CHAIN (AG) Outer
5	140046		4 BELLEVILLE WASHER Belleville, M12
6	9706685		4 NUT M12, CI 8
7	86995710		1 COVER
8	140045		6 BELLEVILLE WASHER M10
9	{43139}		1
10	100016		5 NUT M10, CI 8
11	86512446		5 CARRIAGE BOLT Sht Nk, M10 x 30mm, CI 8.8, Full Thd
12	87533206		1 FLOOR Rear
12	87730307		1 FLOOR Rear
14	9804277		5 FLANGE NUT Hex Flg, M8, 1.25 Pitch, Gr 8
15	84814921		5 HEX SOC SCREW Flat Hd, CSK, M8 x 25mm, CI 10.9
16	322358		5 BELLEVILLE WASHER M8
17	87646011		6 SLAT Component of 87736377 Chain Assy
17	84179662		6 SLAT Component of 84180958 Chain Assy
18	87730302		1 DIA KIT, HARVESTER
18	84223960		1 KIT Non-Stone Trap; Incl Refs 2 Thru 17, Plus Instructions

7230 8230 9230

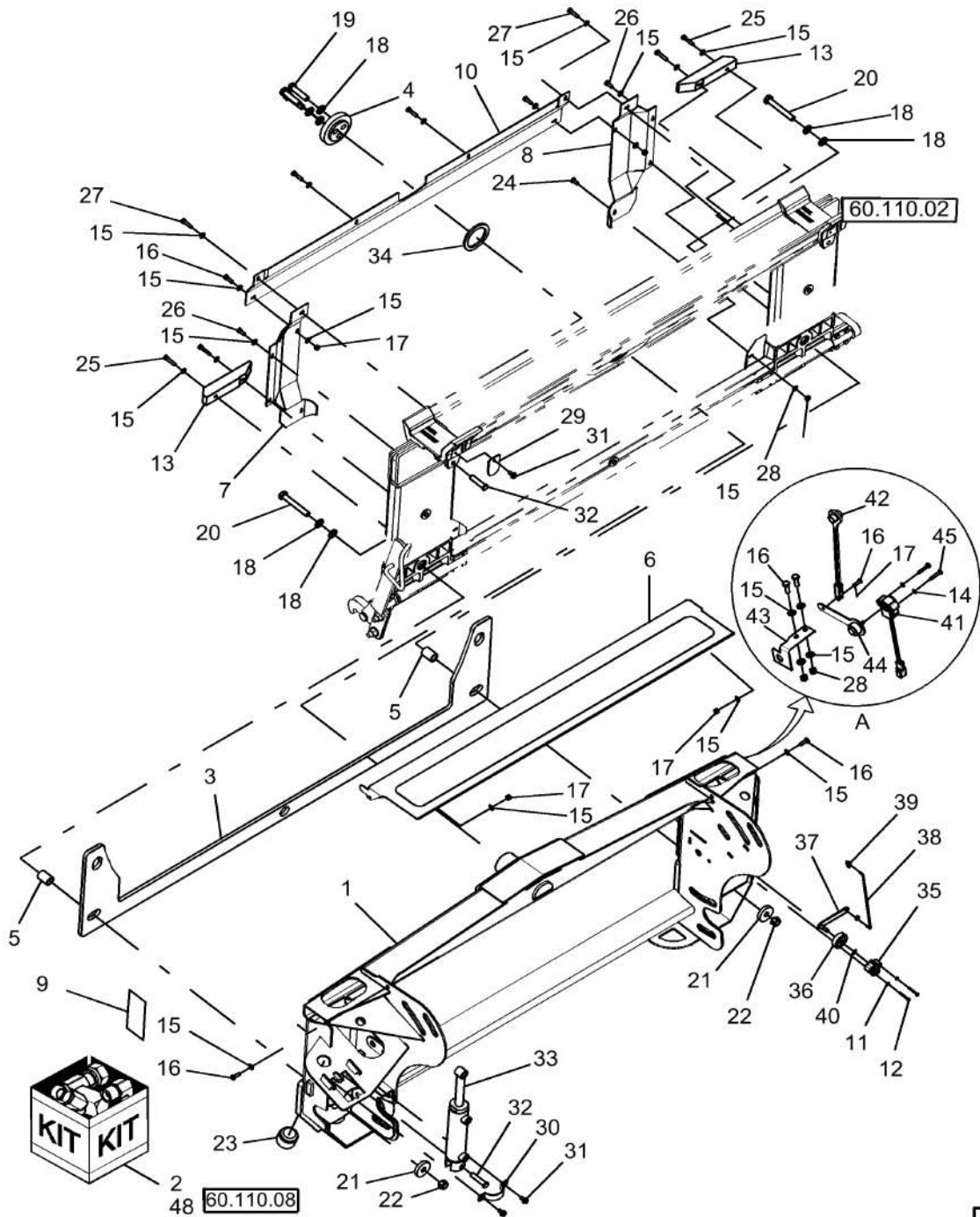
60.110.AL

01

p1

10/201
3

LATERAL TILT FEEDER ADAPTER



LATERAL TILT FEEDER ADAPTER

REF FN	PART NUMBER	YR/SN	QTY DESCRIPTION
1	87649360		1 ADAPTER Adapter, Includes Ref 43, NA & EU
1	87751025		1 FEEDER Adapter, Heavy Duty; Includes Ref 43 NA & EU
3	84392517		1 WEAR STRIP
4	87635130		1 RETAINING PLATE
4	1 87715218		1 PLATE
5	87107672		2 SPACER
6	84164528		1 SHIELD
7	87587591		1 SHEET ASSY. L.H.
8	87587593		1 SHEET ASSY. R.H.
9	84128537		1 DECAL DANGER, Pinch Point
10	87673524		1 DEFLECTOR Deflector
11	322355		2 BELLEVILLE WASHER Belleville, M4
12	87384106		2 BOLT Hex, M4 x 40mm, CI 8.8
13	84144529		2 SHIELD Plate, Strip Off
15	322358		AR BELLEVILLE WASHER M8
16	43127		AR BOLT Hex, M8 x 1.25 x 25mm, CI 8.8, Full Thd
17	86629542		4 NUT M8 x 1.25, CI 8
18	86625266		7 WASHER M17.5 x 30 x 4, HT
19	11119231		3 BOLT Hex, M16 x 65, 10.9
19	1 87742368		3 12 PT SCREW M20 x 1.5 x 70mm, Class 10.9
20	84036080		2 BOLT Hex, M16 x 110mm, CI 10.9
21	913347		2 WASHER M17 x 56 x 11 Thk
22	86512555		2 NUT M16 x 2, CI 10
23	87105683		1 CAP
24	86507486		2 CARRIAGE BOLT Sht Sq Nk, M8 x 20mm, CI 8.8, Full Thd
25	43129		4 BOLT Hex, M8 x 1.25 x 40mm, CI 8.8
26	120104		2 BOLT Hex, M8 x 1.25 x 20mm, CI 8.8, Full Thd

(1) Used W/Heavy Duty Adapter

7230 8230 9230

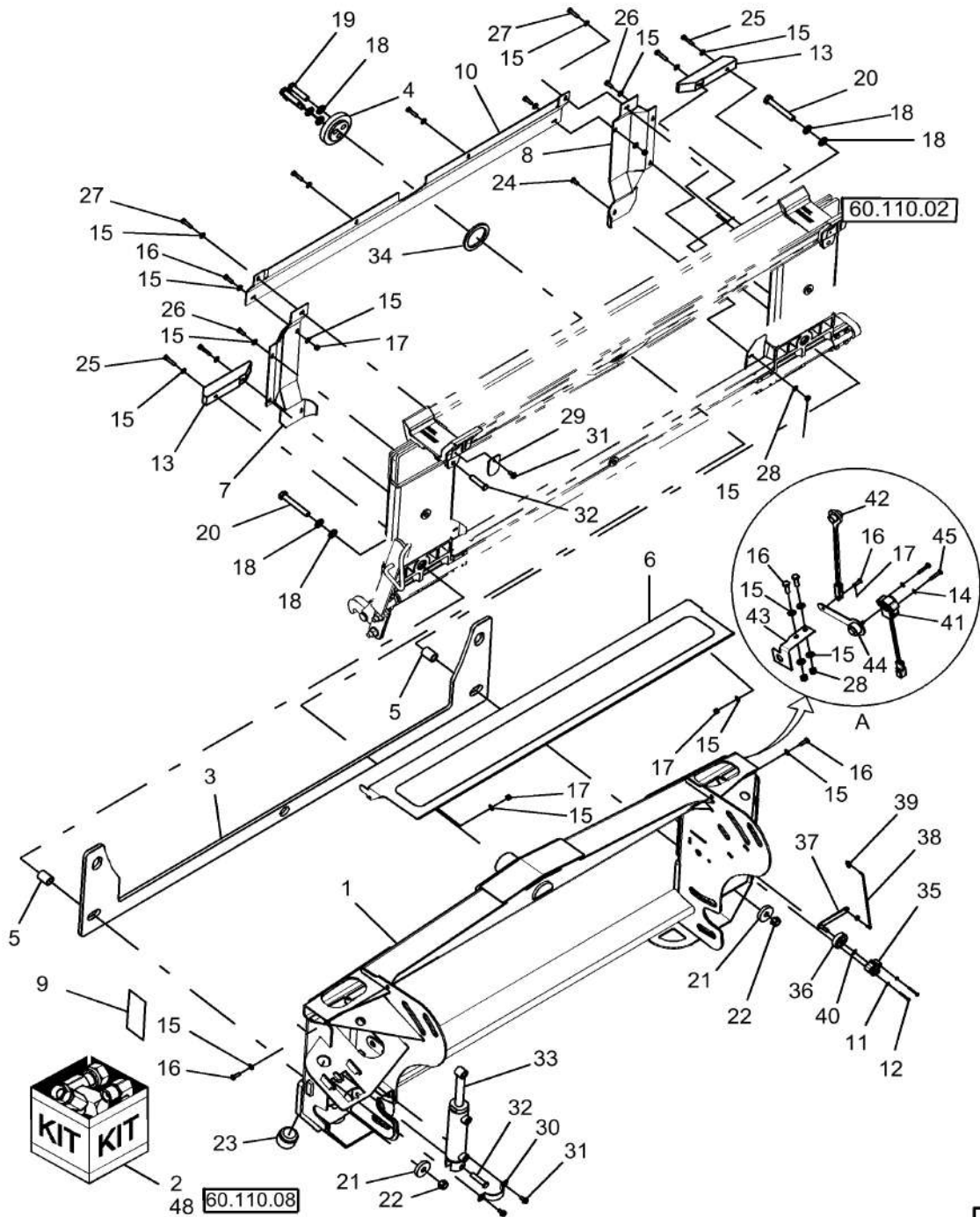
60.110.AL

01

p2

10/201
3

LATERAL TILT FEEDER ADAPTER



LATERAL TILT FEEDER ADAPTER

REF FN	PART NUMBER	YR/SN	QTY DESCRIPTION
27	300381		4 BOLT Hex, M8 x 1.25 x 35mm, CI 8.8, Full Thd
28	9706690		AR NUT Hex, M8, 1.25mm Pitch, 6.80mm High, CI 8, ZND
29	87312141		1 PLATE
30	87107105		1 U-BRACKET
31	86511841		3 BOLT Hvy Hex, M8 x 16mm, CI 8.8, Full Thd
32	87312143		2 PIN
33	1 87282645		1 CYLINDER Lateral Tilt Feeder Adapter
33	2 87282646		1 CYLINDER Lateral Tilt Feeder Adapter
33	3 87753846		1 CYLINDER Lateral Tilt Feeder Adapter
33	4 87758705		1 CYLINDER Lateral Tilt Feeder Adapter
34	86995542		1 THRUST WASHER
35	87330286		1 SENSOR Angle
36	87362420		1 MOUNT
37	87643243		1 PLATE ASSY. Shaft
38	87643245		1 LINK
39	9821714		2 CLIP
40	86000439		1 SNAP RING #37, Ext
41	87283864		1 SENSOR Angle
42	87283220		1 LINKAGE
43	87001364		1 BRACKET
44	87105024		1 ARM
45	86502967		2 SCREW Pan, M5 x 30mm, CI 4.8
46	84019930		1 CLEVIS PIN M6 x 20
47	86523849		1 COTTER PIN 1/16" x 3/4"

(1) NA

(2) EU

(3) Used W/Heavy Duty Adapter,NA

(4) EU,Used W/Heavy Duty Adapter

7230 8230 9230

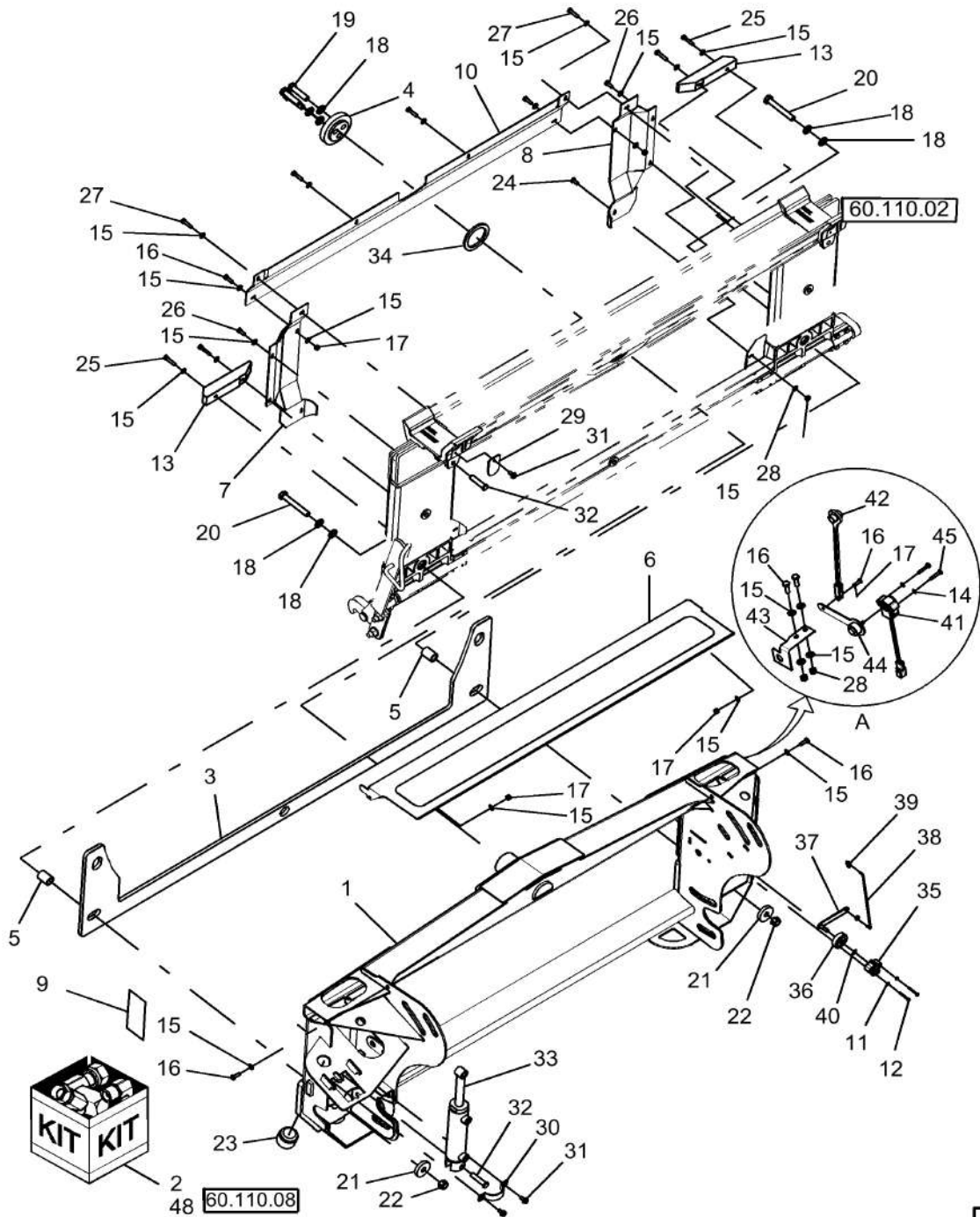
60.110.AL

01

p3

10/201
3

LATERAL TILT FEEDER ADAPTER



60.110.AL

01

p3

10/201
3

LATERAL TILT FEEDER ADAPTER

REF FN	PART NUMBER	YR/SN	QTY DESCRIPTION
48	84440974		1 DRIVE SHAFT Hillco Drive Shaft Extension
49	84440967		1 DRIVE SHAFT Hillco Drive Shaft Extension
			7230 8230 9230

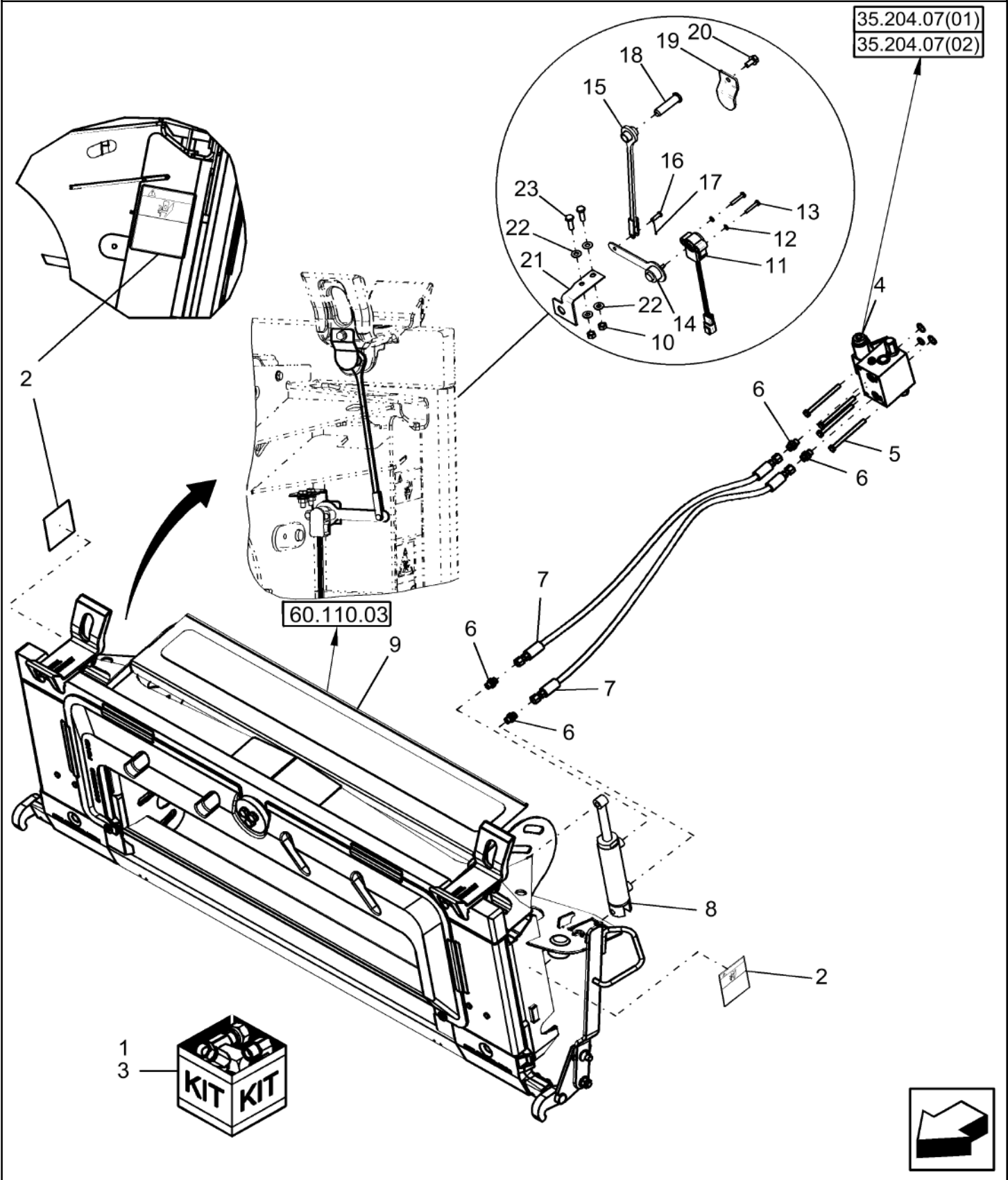
60.110.AL

02

p1

10/201
3

LATERAL TILT ASSY



60.110.AL

02

p1

10/201
3**LATERAL TILT ASSY**

REF	FN	PART NUMBER	YR/SN	QTY	DESCRIPTION
1	1	87715220		1	DIA KIT, HARVESTER Kit, Service; Includes Refs 4 Thru 9
2		84128537		2	DECAL Danger, Pinch Point, English
2		87612725		2	DECAL Danger, Pinch Point, French/Spanish
3		87105744		1	SEAL KIT Services Ref 8
4		86995690		1	CONTROL VALVE Hydraulic Assembly, Lateral Tilt Add-on
5		86508575		4	BOLT Hex, M10 x 130mm, CI 8.8
6		86579672		4	HYD CONNECTOR 11/16"-16 ORFS x M16 x 1.5 ORB
7		87109107		2	HOSE Lateral Tilt
8		87753846		1	CYLINDER Hydraulic,HD
9		0C		1	ORDER COMPONENTS ADAPTER ASSY
10		9706690		2	NUT Hex, M8, 1.25mm Pitch, 6.80mm High, CI 8, ZND
11		87283864		1	SENSOR Angle
12		9824326		2	WASHER M5 x 10 x 1 Thk
13		86502967		2	SCREW Pan, M5 x 30mm, CI 4.8
14		87105024		1	ARM
15		87283220		1	LINKAGE
16		84019930		1	CLEVIS PIN M6 x 20
17		86523849		1	COTTER PIN 1/16" x 3/4"
18		87282857		1	PIN
19		87107104		1	PLATE
20		86511841		1	BOLT Hvy Hex, M8 x 16mm, CI 8.8, Full Thd
21		87001364		1	BRACKET
22		322358		4	BELLEVILLE WASHER M8
23		43127		2	BOLT Hex, M8 x 1.25 x 25mm, CI 8.8, Full Thd

(1) Heavy Duty,NA

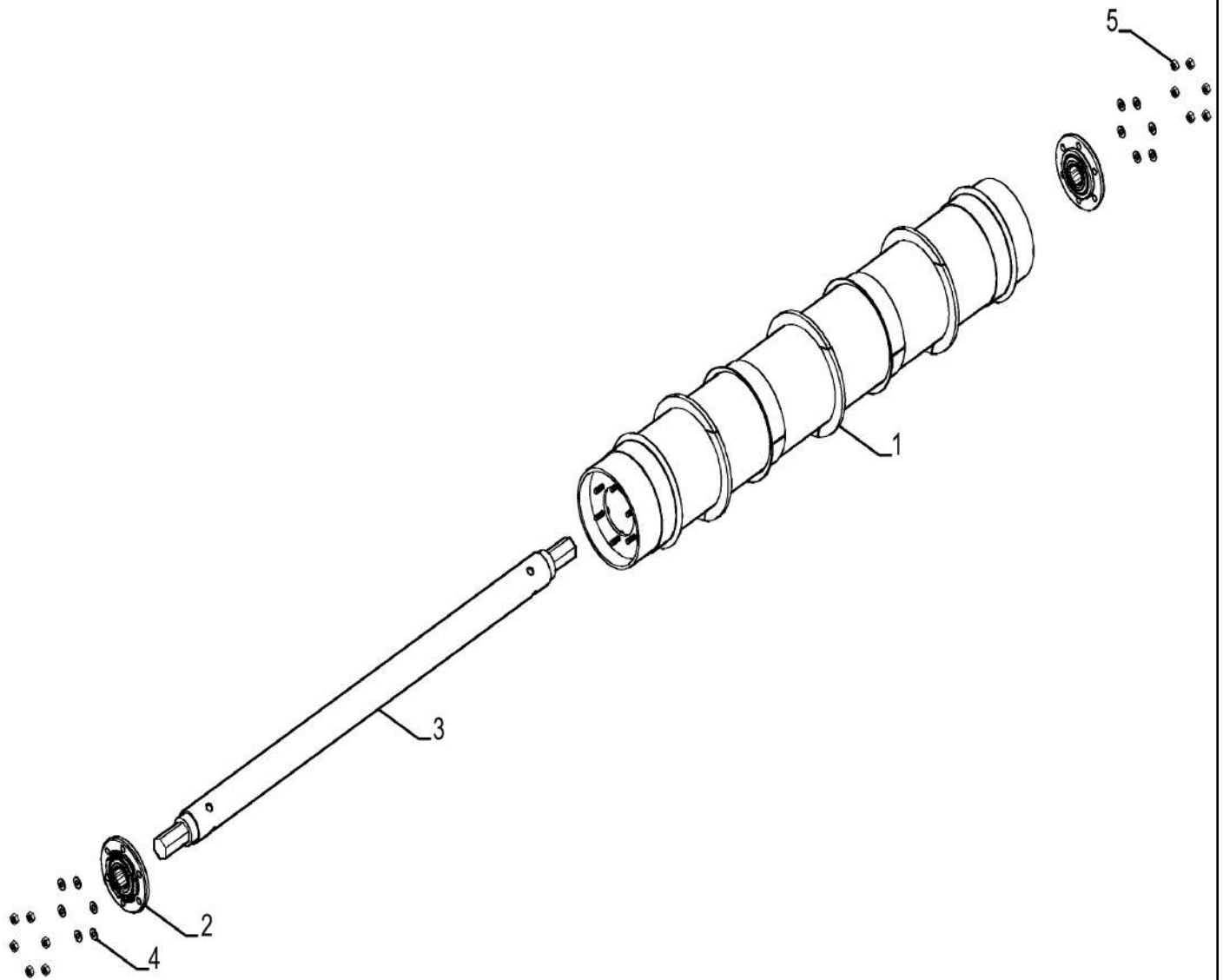
7230 8230 9230

60.110.AT

p1

10/201
3

FEEDER IDLER ROLLER



60.110.AT

p1

10/201
3

FEEDER IDLER ROLLER

REF FN	PART NUMBER	YR/SN	QTY DESCRIPTION
1	84294425		1 TUBE
2	84195972		2 FLANGED BEARING
3	87646024		1 SHAFT
4	140045		12 BELLEVILLE WASHER M10
5	100016		12 NUT M10, CI 8

7230 8230 9230

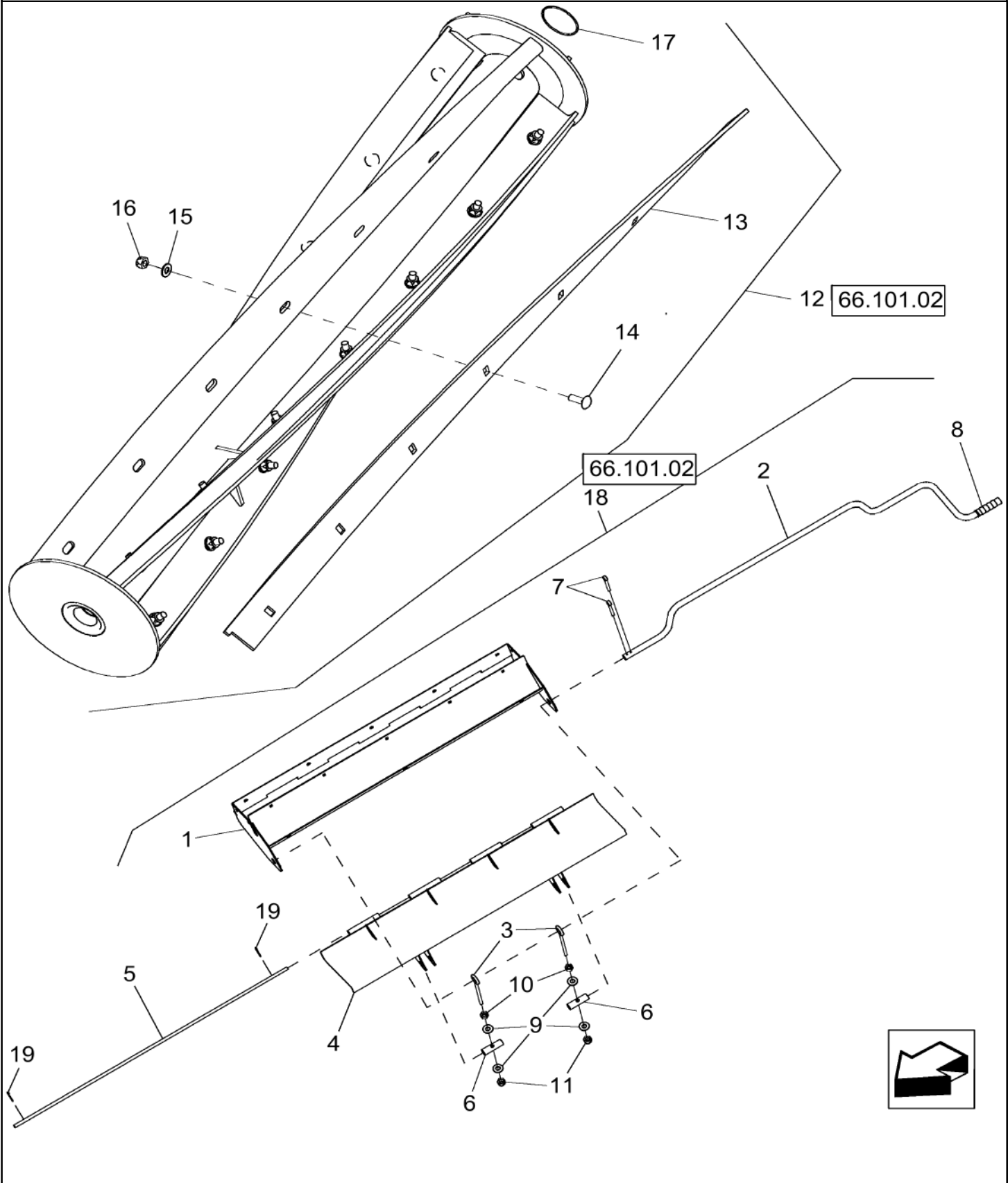
60.112.AA

01

p1

10/201
3

STONE TRAP AND ROLLER



STONE TRAP AND ROLLER

REF FN	PART NUMBER	YR/SN	QTY DESCRIPTION
1	87691654		1 SUMP
2	84392233		1 HANDLE
3	86999020		2 EYEBOLT
4	86995745		1 DOOR
5	87719749		1 ROD ASSY.
6	86995747		2 TUBE 28.60 mm OD x 90 mm L Stone Trap Door
7	80755		2 COTTER PIN 1/8" x 1" L
8	86995153		1 HANDLE Grab
9	140046		4 BELLEVILLE WASHER Belleville, M12
10	9706685		2 NUT M12, CI 8
11	100038		2 NUT M12 x 1.75, CI 8
12	87108963		1 BEATER Incl Ref 13 Thru 17
13	87108966		4 KNIFE BLADE Blade, Spiral - Beater
13 1	87360866		4 KNIFE Blade, Serrated Spiral - Beater
14	86512446		28 CARRIAGE BOLT Sht Nk, M10 x 30mm, CI 8.8, Full Thd
15	140045		28 BELLEVILLE WASHER M10
16	100037		28 NUT M10 x 1.5, CI 8, Prev Torque
17	87109491		1 OIL SEAL
18	87673527		1 SUMP Incl Ref 2 Thru 11
19	87691657		AR PACKAGE,SERVICE Includes 4 of 87360866

(1) To Improve Feeding in Tough Conditions

7230 8230 9230

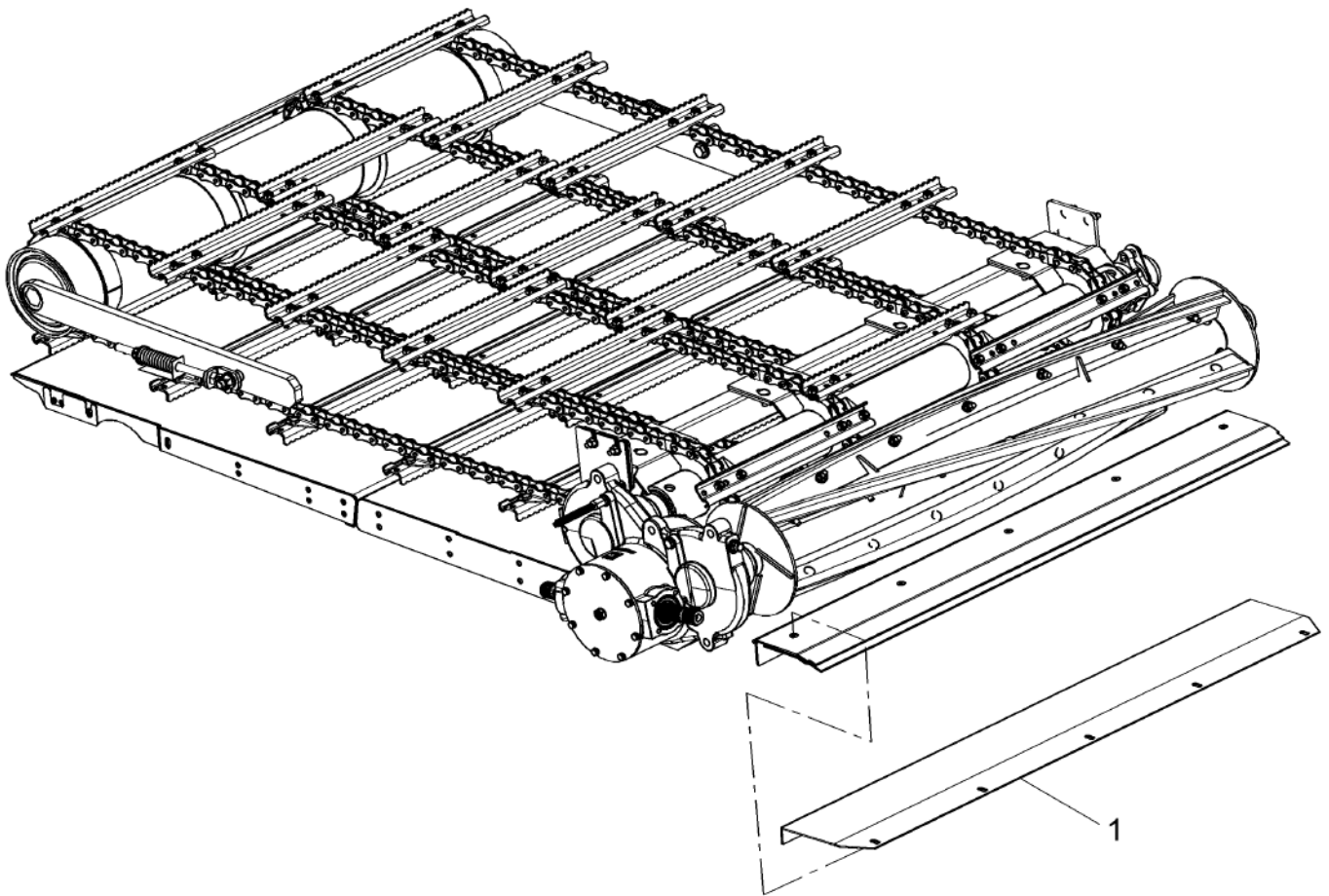
60.112.AA

02

p1

10/201
3

STONE TRAP SUMP COVER



60.112.AA

02

p1

10/201
3

STONE TRAP SUMP COVER

REF FN	PART NUMBER	YR/SN	QTY DESCRIPTION
1	87730304		1 DIA KIT, HARVESTER Stone Trap Sump Cover
2	87735809		1 COVER PLATE

7230 8230 9230

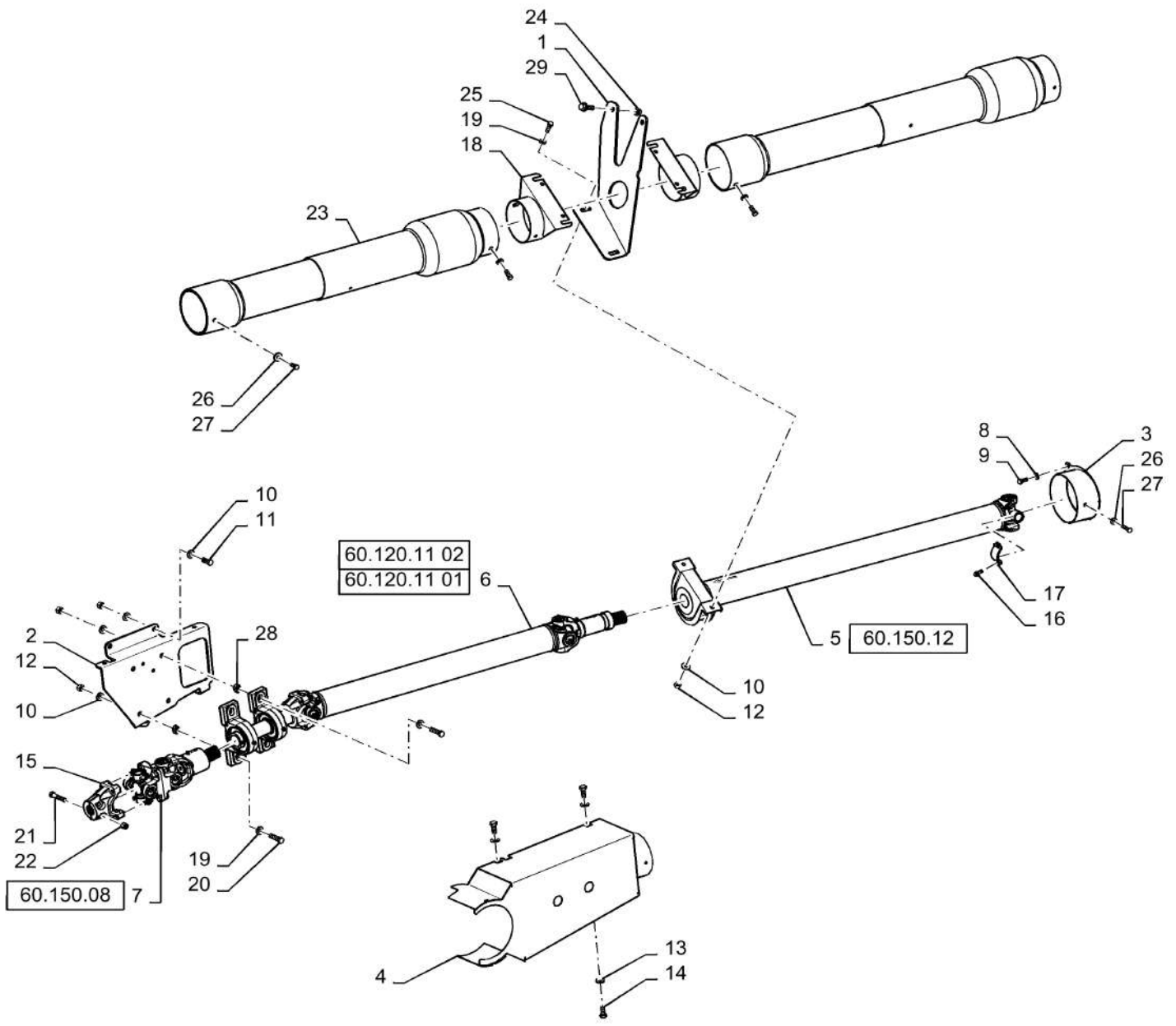
60.150.AO

01

p1

10/201
3

DRIVE SHAFT, FEEDER/HEADER



60.150.AO

01

p1

10/201
3**DRIVE SHAFT, FEEDER/HEADER**

REF FN	PART NUMBER	YR/SN	QTY DESCRIPTION
1	87106570		1 SUPPORT
2	84310960		1 BRACKET
3	87673747		1 SHIELD Variable Speed
	87673749		SHIELD Fixed Speed
4	87758667		1 GUARD ASSY.
5	84362297		1 DRIVE SHAFT Variable Speed
	84362295		1 DRIVE SHAFT Fixed Speed
6	84362293		1 DRIVE SHAFT
7	84362299		1 DRIVE SHAFT
8	140045		3 BELLEVILLE WASHER M10
9	{43139}		3
10	140046		11 BELLEVILLE WASHER Belleville, M12
11	9706687		3 BOLT Hex, M12 x 1.75 x 30mm, CI 8.8, Full Thd
12	9706685		6 NUT M12, CI 8
13	322358		3 BELLEVILLE WASHER M8
14	120104		3 BOLT Hex, M8 x 1.25 x 20mm, CI 8.8, Full Thd
15	87109469		1 YOKE
16	9672925		4 SECURING STRAP
17	87010436		8 12 PT SCREW Flanged, 3/8" - 24 x 3/4", Grade 8
18	87673744		2 BRACKET
19	86625256		4 WASHER M12 x 28.5 x 4, HT
20	9706702		4 BOLT Hex, M12 x 1.75 x 50mm, CI 8.8
21	87021759		2 BOLT Hex, M12 x 60mm, CI 10.9
22	87021758		2 NUT M12 x 1.75, CI 10
23	87106571		2 SHIELD
24	86512497		2 FLANGE NUT M12 x 1.75, Flg, CI 10
25	86629541		2 BOLT Hex, M12 x 40mm, CI 8.8, Full Thd
26	322357		4 BELLEVILLE WASHER M6
27	87041331		4 BOLT Prev Torque, Hex, M6 x 16mm, CI 8.8, Full Thd

7230 8230 9230

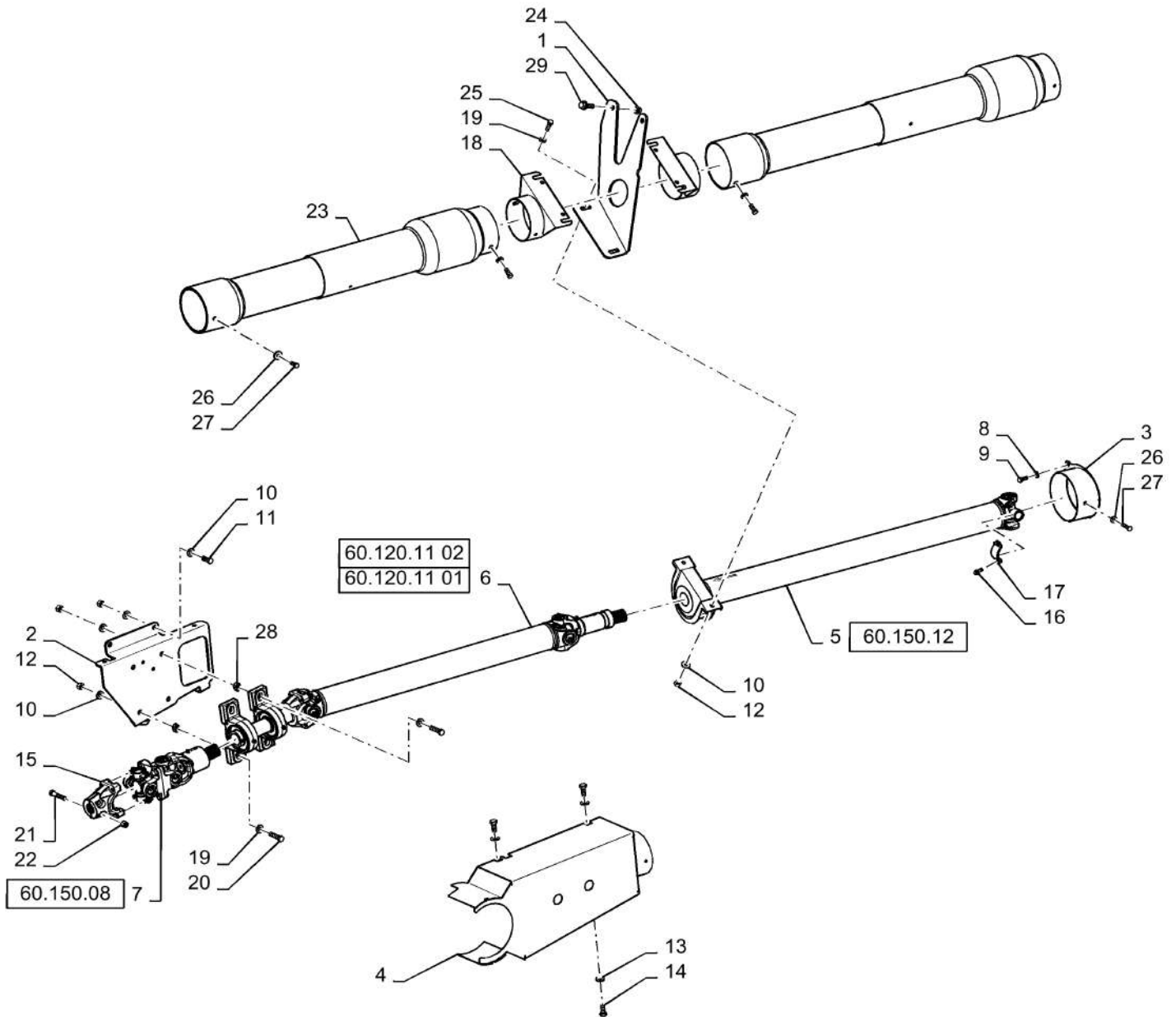
60.150.AO

01

p2

10/201
3

DRIVE SHAFT, FEEDER/HEADER



60.150.AO

01

p2

10/201
3

DRIVE SHAFT, FEEDER/HEADER

REF FN	PART NUMBER	YR/SN	QTY DESCRIPTION
28	84475437		4 SPACER
29	87695414		2 BOLT Hvy Hex Flg, M12 x 35mm, CI 10.9

7230 8230 9230

60.150.AO

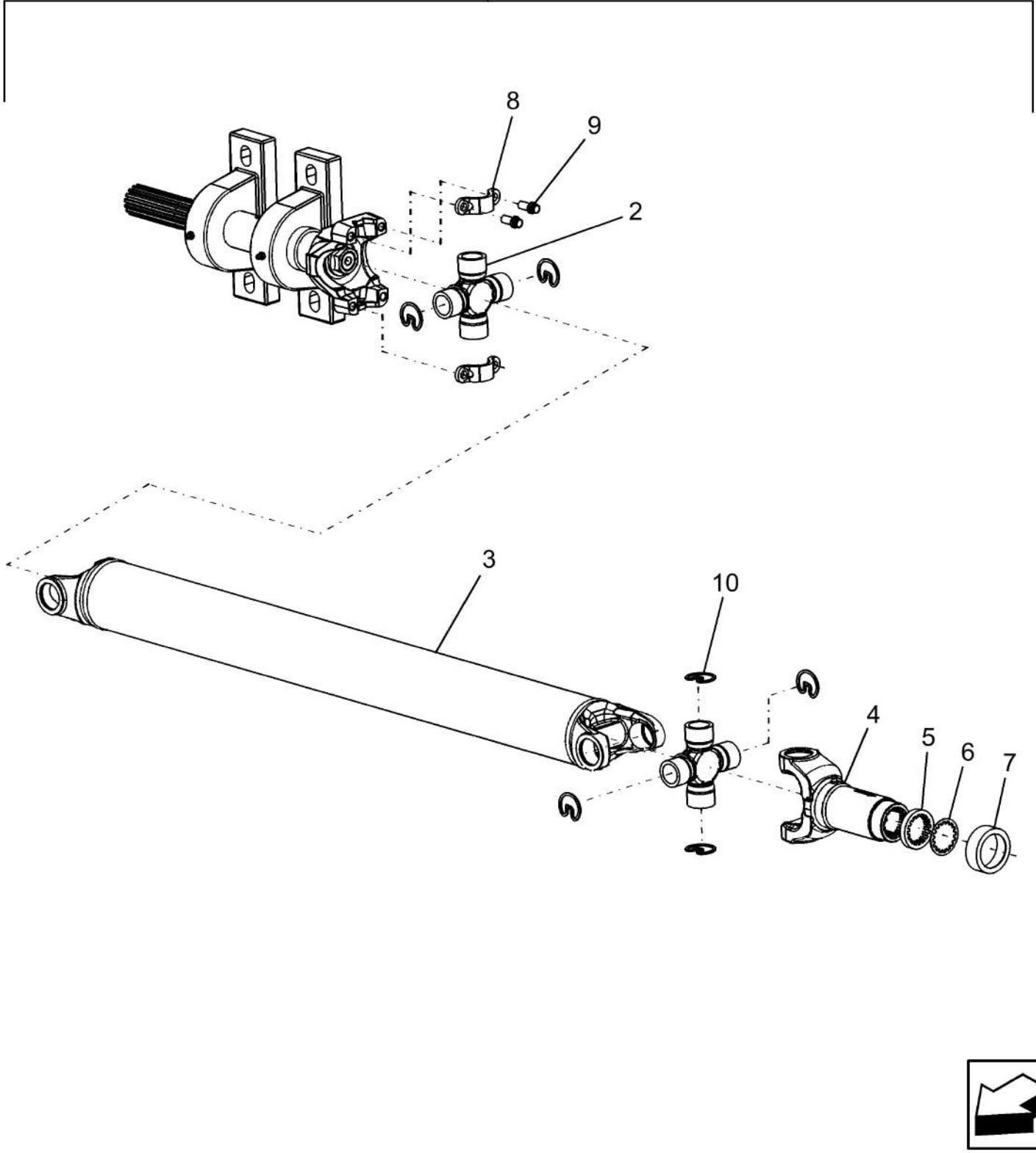
02

p1

10/201
3

DRIVE SHAFT, LOWER - FEEDER/HEADER

1



60.150.AO

02

p1

10/201
3**DRIVE SHAFT, LOWER - FEEDER/HEADER**

REF FN	PART NUMBER	YR/SN	QTY DESCRIPTION
1	84362293		1 DRIVE SHAFT Incl 1 - 10
2	87400942		2 BEARING ASSY Joint
3	NSS		1 NOT SERVICED SEPARATELY Shaft
4	84362292		1 YOKE Yoke
5	87280475		1 SEAL Cork
6	87280471		1 LOCK WASHER Steel
7	87109468		1 DUST CAP
8	86976817		2 STRAP Bearing Retaining
9	87010436		4 12 PT SCREW Flanged, 3/8" - 24 x 3/4", Grade 8
10	87280463		6 SNAP RING
			7230 8230 9230

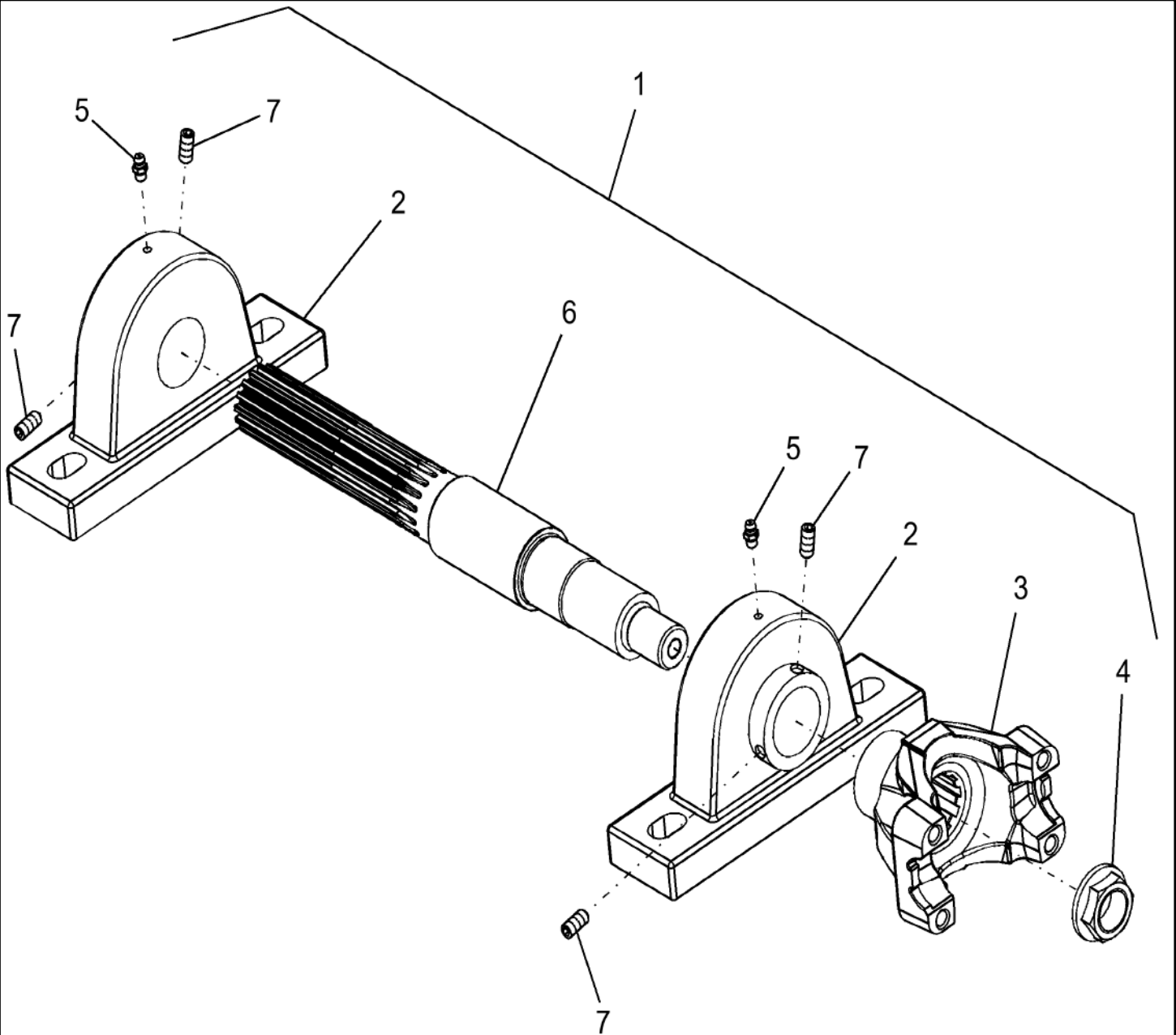
60.150.AO

03

p1

10/201
3

DRIVE SHAFT, LOWER - FEEDER/HEADER



60.150.AO

03

p1

10/201
3**DRIVE SHAFT, LOWER - FEEDER/HEADER**

REF FN	PART NUMBER	YR/SN	QTY DESCRIPTION
1	84362315		1 DRIVE SHAFT Incl Ref 2 - 6
2	87457217		2 BEARING ASSY 40 mm ID Pillow Block
3	87457218		1 YOKE
4	87457219		1 NUT
5	219-87		2 LUBE NIPPLE 1/4"-28 x .56" lg, Self-Tap
5	87563868		2 FITTING Lube
6	NSS		1 NOT SERVICED SEPARATELY Shaft
7	877-11010		4 SET SCREW Hex Soc, M10 x 10, Cup Pt
			7230 8230 9230

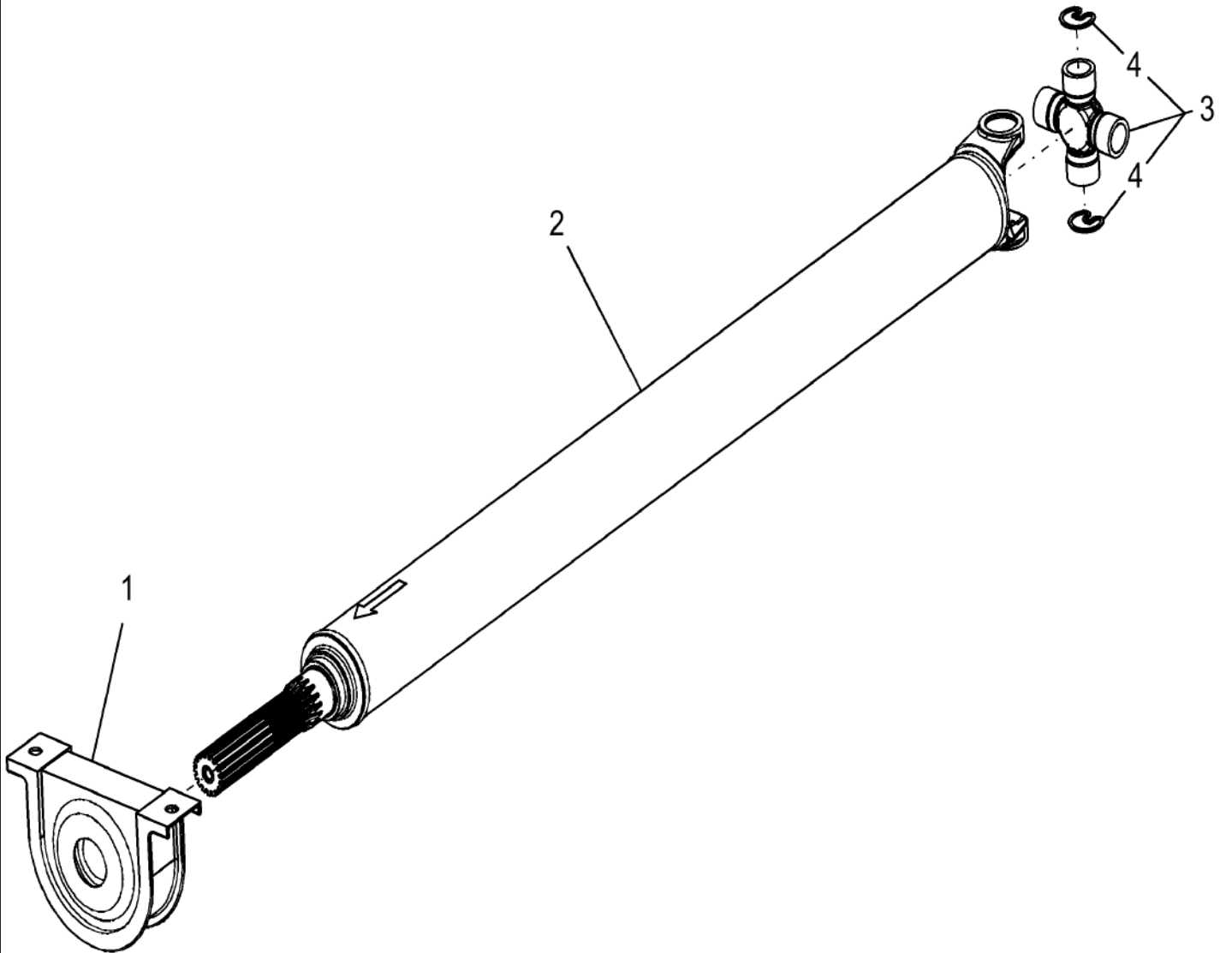
60.150.AO

04

p1

10/201
3

DRIVE SHAFT, UPPER - FEEDER/HEADER



60.150.AO

04

p1

10/201
3

DRIVE SHAFT, UPPER - FEEDER/HEADER

REF FN	PART NUMBER	YR/SN	QTY DESCRIPTION
1	84362297		1 DRIVE SHAFT Incl 1 - 4
2	84362295		1 DRIVE SHAFT Incl 1 - 4
1	87280791		1 BEARING CARRIER 45 mm ID x 57.15 mm Center Support
2	NSS		1 NOT SERVICED SEPARATELY SHAFT, Drive
3	87400942		1 BEARING ASSY Incl (4) Ref 4
4	87280463		AR SNAP RING
(1)	Variable Drive		
(2)	Fixed Drive		

7230 8230 9230

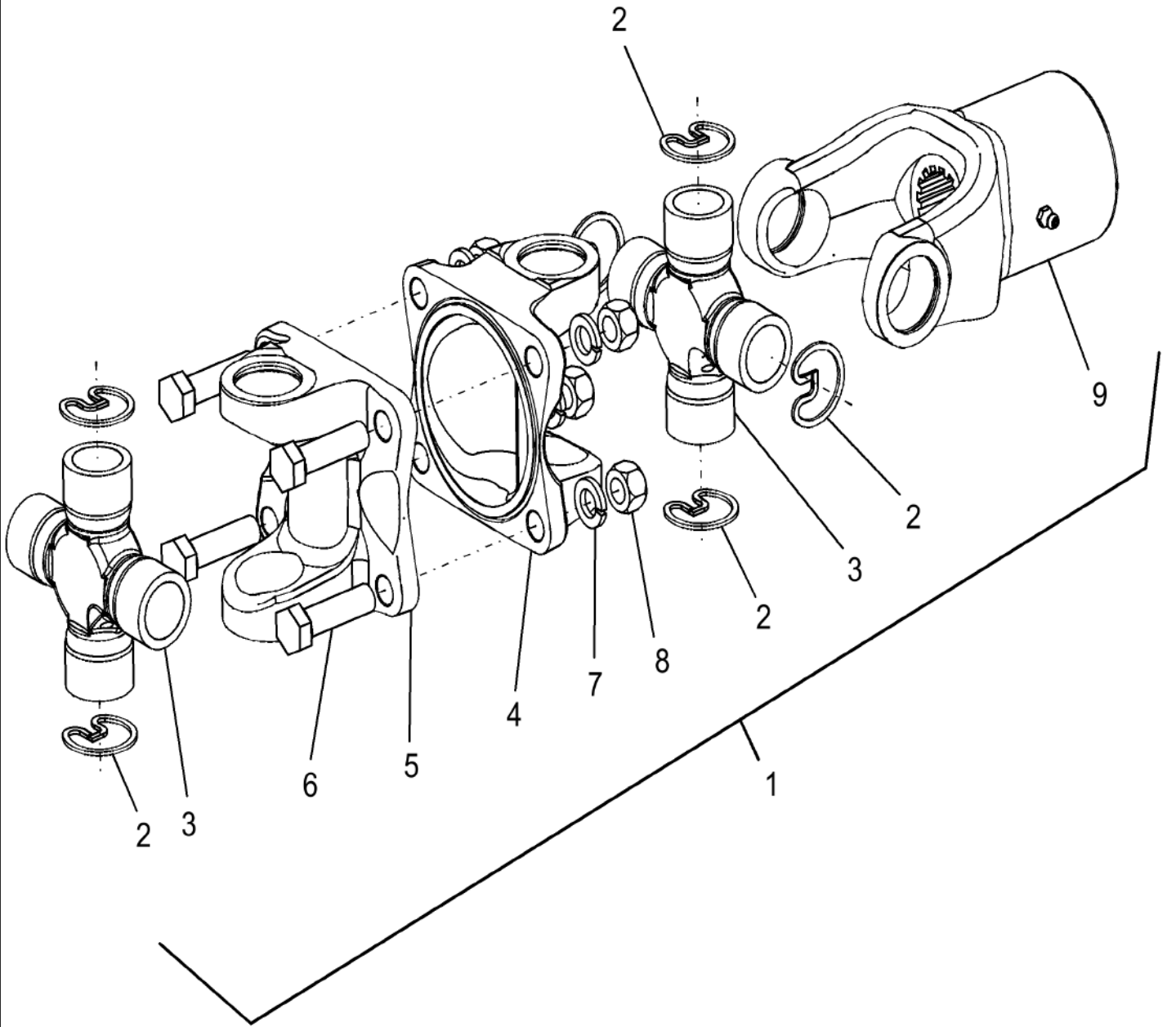
60.150.AO

05

p1

10/201
3

PIVOT SHAFT, FEEDER/HEADER



60.150.AO

05

p1

10/201
3

PIVOT SHAFT, FEEDER/HEADER

REF FN	PART NUMBER	YR/SN	QTY DESCRIPTION
1	84362299		1 DRIVE SHAFT Pivot, Feeder
2	87280463		6 SNAP RING
3	87400942		2 BEARING ASSY Cross Bearing
4	NSS		1 NOT SERVICED SEPARATELY Yoke, Flange
5	NSS		1 NOT SERVICED SEPARATELY Yoke, Flange
6	428-828		4 BOLT Hex, 1/2" - 20 x 1 3/4", Gr 8
7	492-11050		4 LOCK WASHER 1/2"
8	86539262		4 NUT 1/2"-20, G8
9	NSS		1 NOT SERVICED SEPARATELY Yoke
			7230 8230 9230

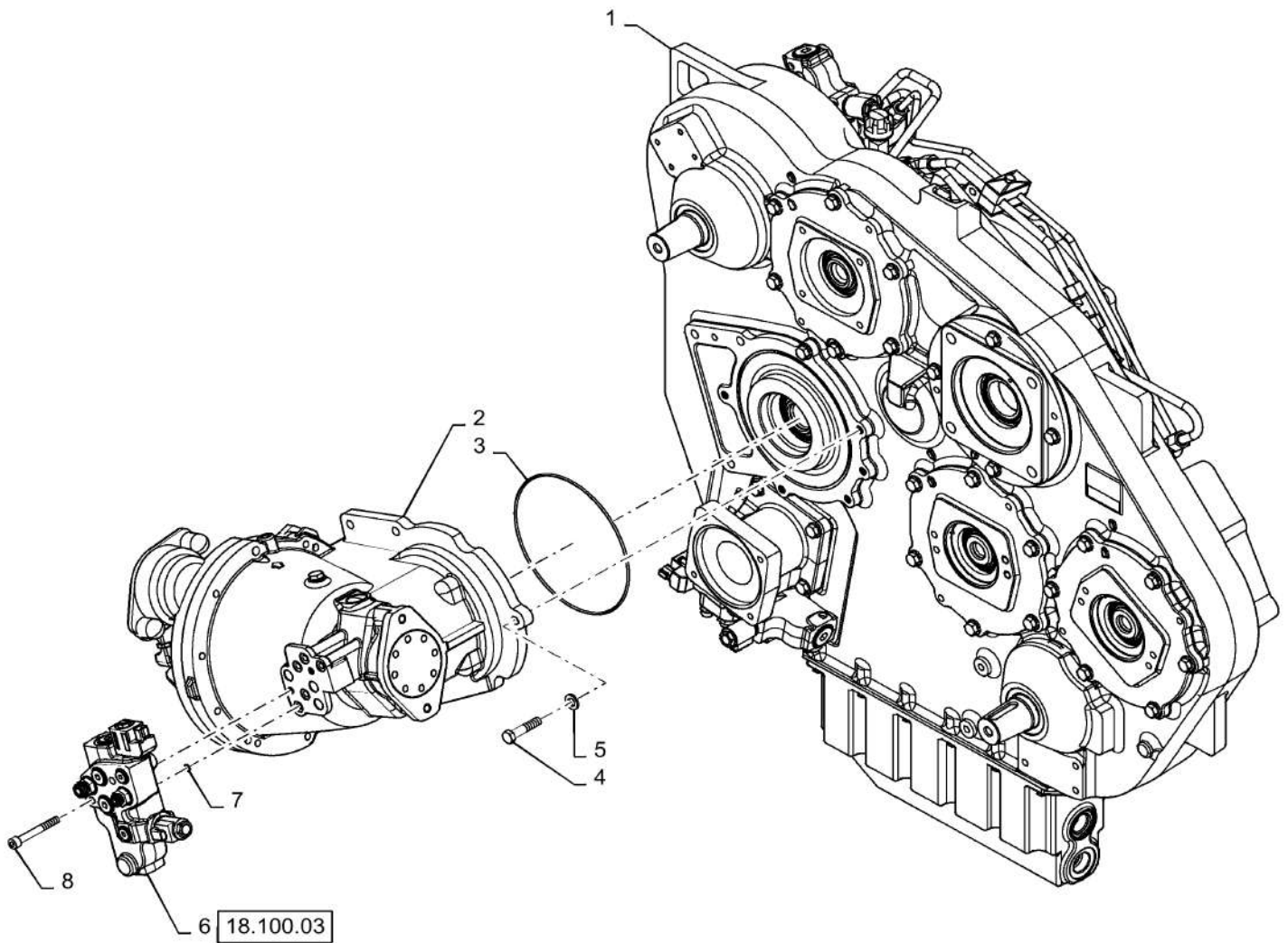
60.150.AU

01

p1

10/201
3

GEARBOX, FEEDER/HEADER, W/PTO, FIXED SPEED (RWLD & EU ONLY)



60.150.AU

01

p1

10/201
3**GEARBOX, FEEDER/HEADER, W/PTO, FIXED SPEED (RWLD & EU ONLY)**

REF FN	PART NUMBER	YR/SN	QTY DESCRIPTION
1	84313034		1 PTO Fixed 72/8230 (RWLD & EU ONLY)
	84313039		1 PTO Fixed 9230 (RWLD & EU ONLY)
2	84313649		1 GEARBOX
3	14468780		1 O-RING 8.734" ID x 9.012" OD x 0.139"
4	87015724		5 BOLT Hex, M12 x 55mm, CI 10.9
5	87016609		5 WASHER M12 x 24.5 x 3, HT
6	87447038		1 CONTROL VALVE
7	14457080		8 O-RING 0.487" ID x 0.103"
8	84056630		2 HEX SOC SCREW M10 x 80mm, CI 8.8
			7230 8230 9230

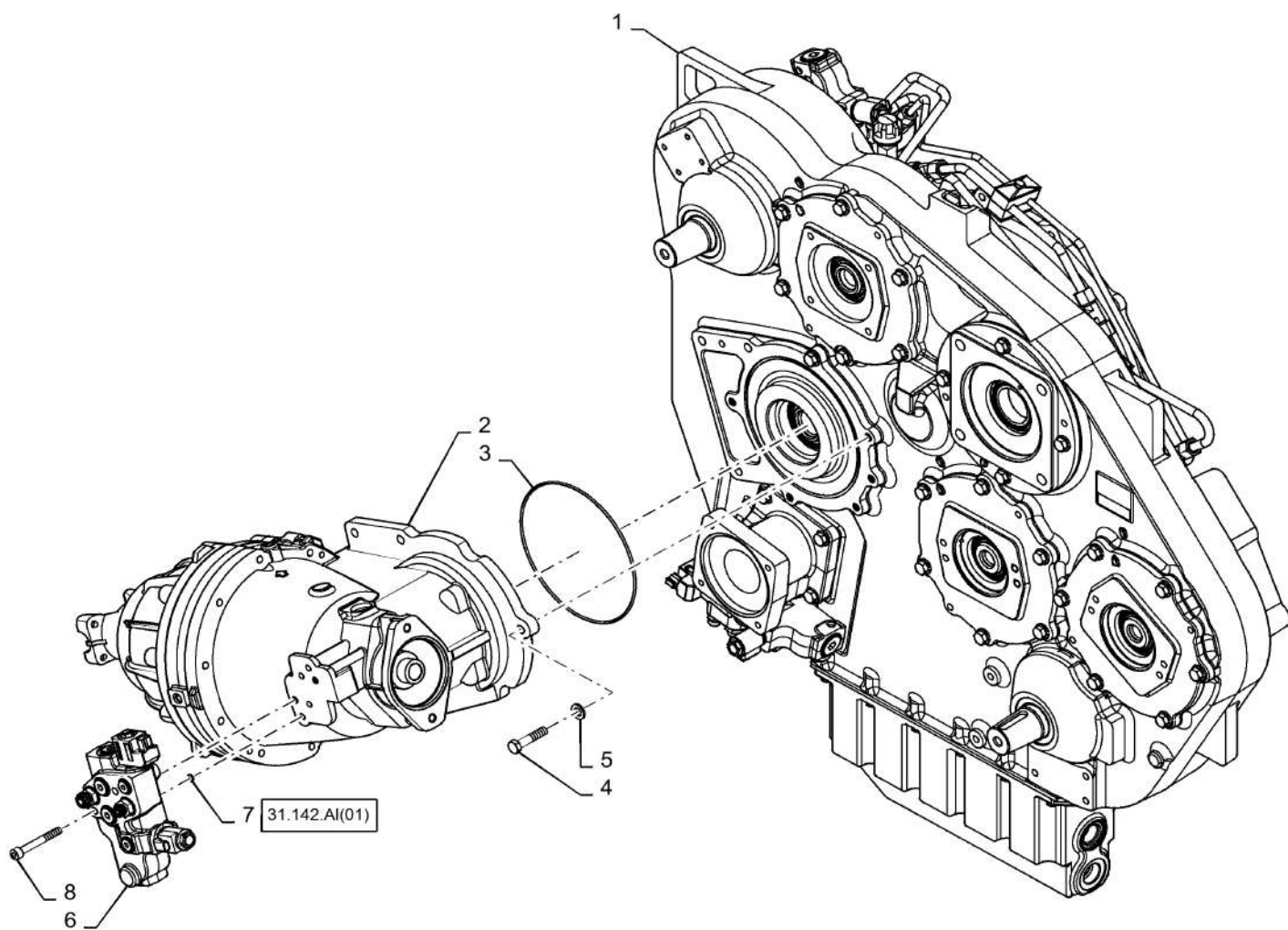
60.150.AU

02

p1

10/201
3

GEARBOX, FEEDER/HEADER, W/PTO, VARIABLE SPEED



60.150.AU

02

p1

10/201
3

GEARBOX, FEEDER/HEADER, W/PTO, VARIABLE SPEED

REF FN	PART NUMBER	YR/SN	QTY DESCRIPTION
1	84313034		1 PTO Variable Speed 72/8230
1	84313039		1 PTO Variable Speed 9230
2	86998844		1 GEARBOX
3	14468780		1 O-RING 8.734" ID x 9.012" OD x 0.139"
4	87015724		5 BOLT Hex, M12 x 55mm, CI 10.9
5	87016609		5 WASHER M12 x 24.5 x 3, HT
6	86981235		1 CONTROL VALVE
7	14457080		4 O-RING 0.487" ID x 0.103"
8	84056630		2 HEX SOC SCREW M10 x 80mm, CI 8.8
			7230 8230 9230

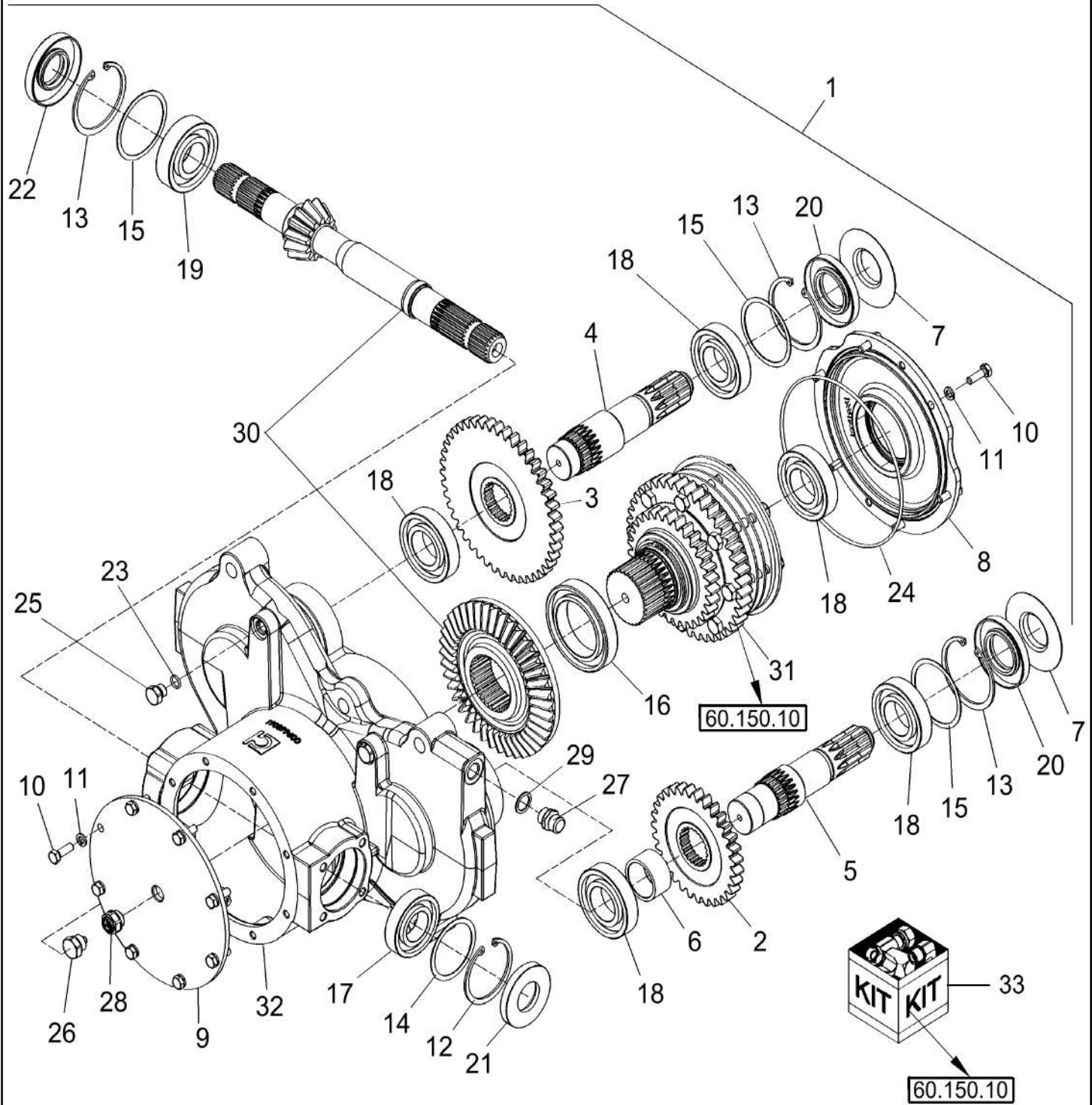
60.150.AU

03

p1

10/201
3

GEARBOX, FEEDER CONVEYOR DRIVE, WITH ROCK TRAP



GEARBOX, FEEDER CONVEYOR DRIVE, WITH ROCK TRAP

REF FN	PART NUMBER	YR/SN	QTY DESCRIPTION
1	84177487 84177487C		1 GEARBOX ASSY 700 RPM AR CORE-TRANSMISSION Return Number, GEARBOX TRANSMISSION - for N.A. Only
2	87282001		1 GEAR 31T
3	87696844		1 GEAR 40T
4	87282003		1 SHAFT
5	87536812		1 SHAFT
7	87282006		2 GUARD
8	87696846		1 COVER
9	87282008		1 COVER
10	43127		14 BOLT Hex, M8 x 1.25 x 25mm, Cl 8.8, Full Thd
11	83990583		14 LOCK WASHER M8
12	370018		1 SNAP RING M72, Int
13	300633		3 SNAP RING M80, Int
14	87282023		1 SHIM Kit
15	87282025		3 SHIM Kit
16	5181866		1 BALL BEARING 65 mm ID x 100 mm OD x 18 mm
17	37203		1 BALL BEARING 1.378" ID x 2.8346" OD x 0.6693"
18	301164		5 BALL BEARING
19	210048		1 BALL BEARING 35 mm ID x 80 mm OD x 21 mm
20	87612665		2 OIL SEAL
21	87612666		1 OIL SEAL
22	87612667		1 OIL SEAL
23	128999		2 O-RING 0.424" ID x 0.63" OD x 0.103"
24	87345122		1 O-RING 7.984" ID x 8.262" OD x 0.139" .125 x 8 inch
25	220064A1		2 PLUG M14 x 1.5, ORB
26	87282043		1 MAGNETIC PLUG
27	87282044		1 PLUG
28	87282045		1 PLUG
			7230 8230 9230

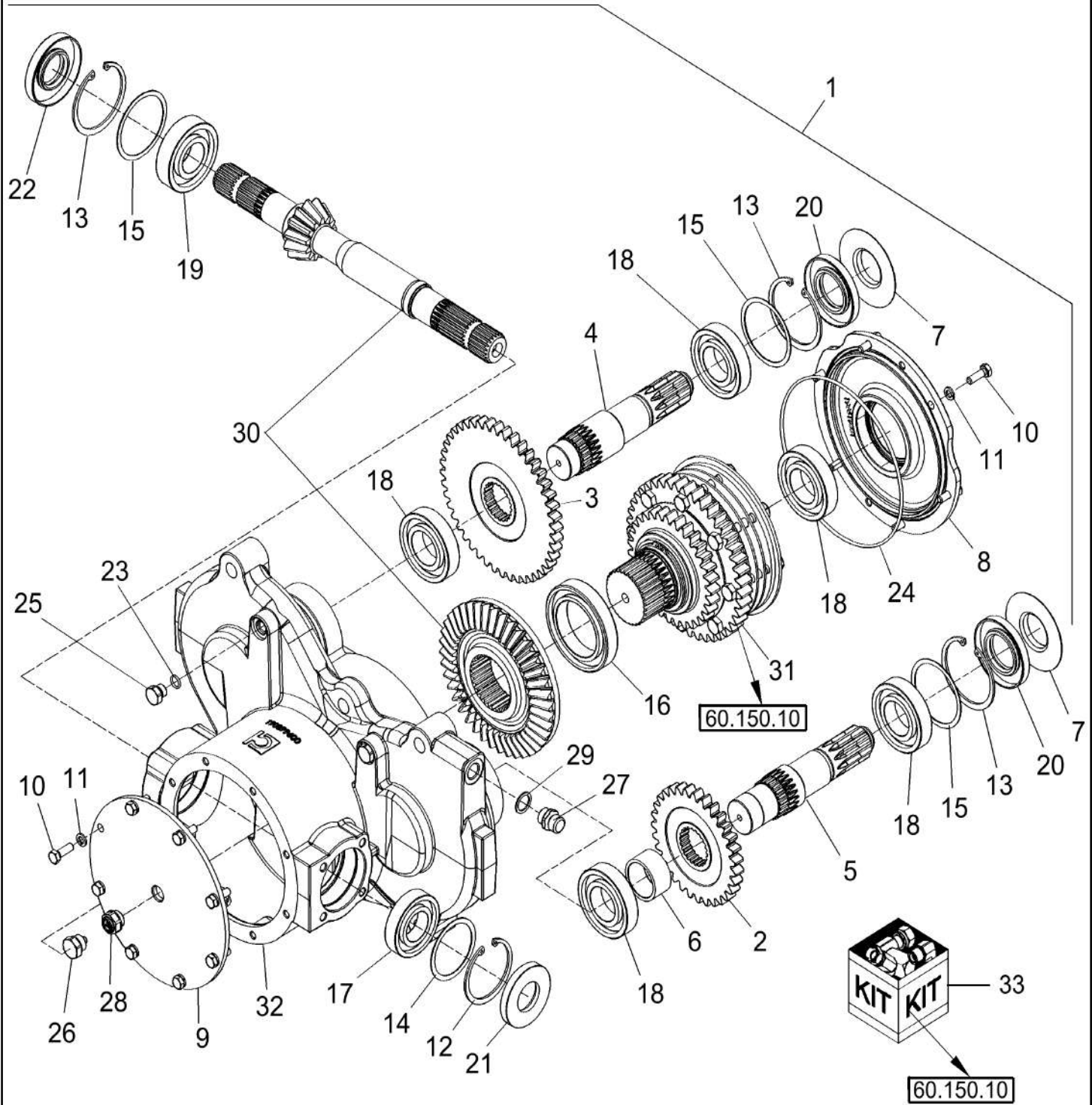
60.150.AU

03

p2

10/201
3

GEARBOX, FEEDER CONVEYOR DRIVE, WITH ROCK TRAP



60.150.AU

03

p2

10/201
3

GEARBOX, FEEDER CONVEYOR DRIVE, WITH ROCK TRAP

REF FN	PART NUMBER	YR/SN	QTY	DESCRIPTION
29	3051337R1		1	SEALING RING M18 x 24 x 1.5
30	87282018		1	GEAR SET
31	1 84177496		1	CLUTCH ASSEMBLY Friction Slip
	84177496C		AR	CORE-CLUTCH ASSEMBLY Return Number, CLUTCH ASSY. - for N.A. Only
32	1 84178330		1	GEARBOX ASSY
33	84177488		AR	REPAIR KIT 700 RPM Beater Drive Conversion; Includes Ref 2 (87282001), and Gear 87725350
(1)	Used W/Gearbox 84177487			
				7230 8230 9230

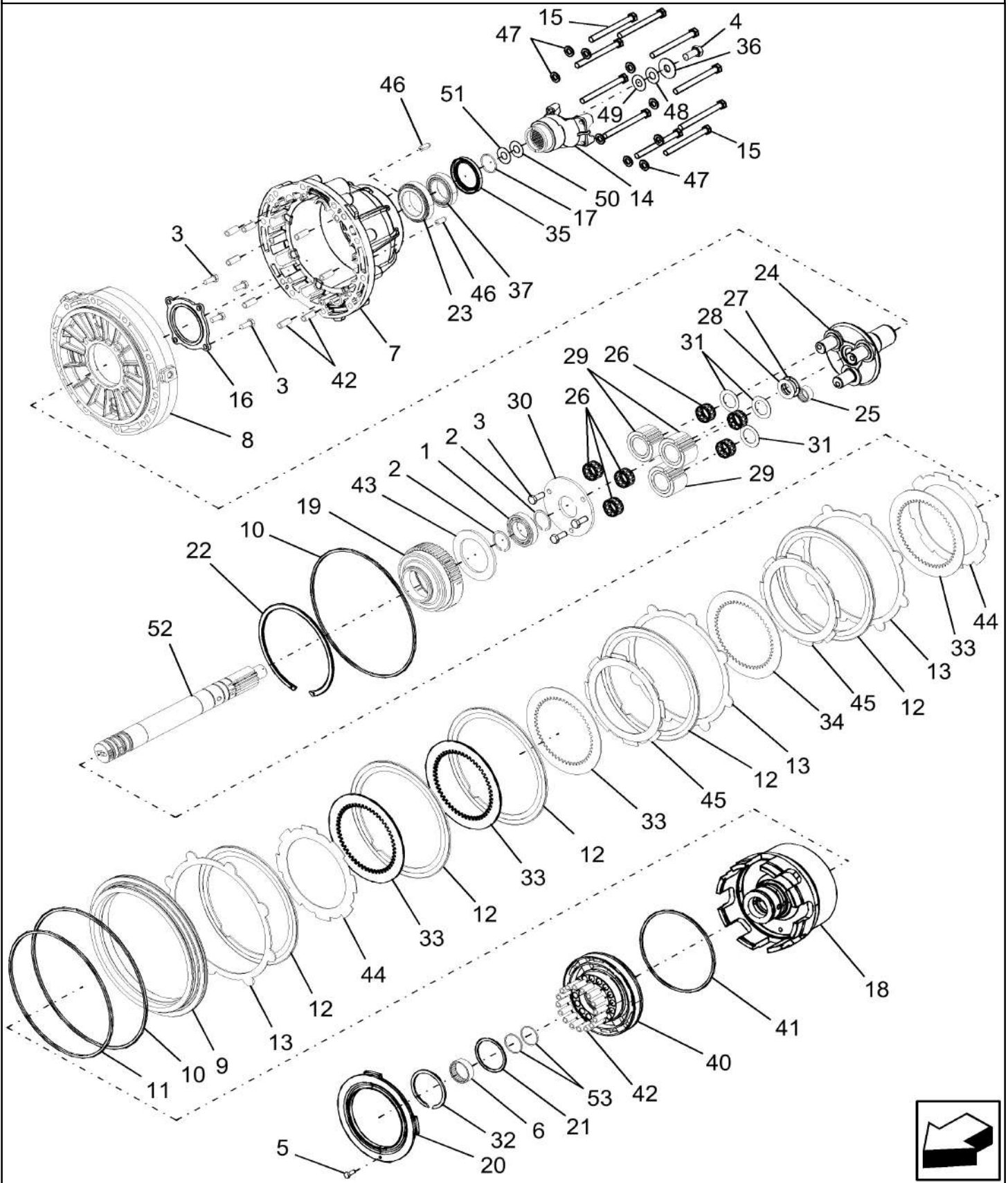
60.150.AU

04

p1

10/201
3

GEARBOX, HEADER/FEEDER, VARIABLE SPEED, OUTPUT HALF



60.150.AU

04

p1

10/201
3**GEARBOX, HEADER/FEEDER, VARIABLE SPEED, OUTPUT HALF**

REF FN	PART NUMBER	YR/SN	QTY DESCRIPTION
1	A75193		1 BALL BEARING 1.5748" ID x 2.6772" OD x 0.5906"
2	87281477		2 SNAP RING Retaining
3	614-10025		7 BOLT Hex, M10 x 1.5 x 25mm, Cl 8.8, Full Thd
4	514-1021		1 BOLT Hex, M16 x 1.5 x 35mm, Cl 10.9, Full Thd
5	614-6010		1 BOLT Hex, M6 x 1 x 10mm, Cl 8.8, Full Thd
6	86996784		2 NEEDLE BEARING
7	86999534		1 CASE Front, Output
8	86999536		1 PLATE Center
9	87281427		1 PISTON Reverse
10	87281428		1 RING
11	87281429		1 RING
12	87281430		3 CLUTCH DRIVING PLATE
13	87281431		4 PLATE
14	87281432		1 YOKE
15	814-12130		10 BOLT Hex, M12 x 1.75 x 130mm, Cl 8.8
16	87281434		1 RETAINER
17	238-5223		1 O-RING -223, 70 Duro, 1.609" ID x .139" Thk
18	87281443		1 RING GEAR Drum
19	87281445		1 HUB Drive
20	87281446		1 PLATE End
21	87281447		1 RING
22	87281501		1 SNAP RING
23	225805A1		1 BEARING ASSY 60 mm ID x 95 mm OD x 23 mm
24	87640687		1 SHAFT ASSY. Output
25	87678416		1 NEEDLE BEARING 25 mm ID x 32 mm OD x 16 mm
26	87281504		6 NEEDLE BEARING 32 mm ID x 38 mm OD x 20 mm Roller

7230 8230 9230

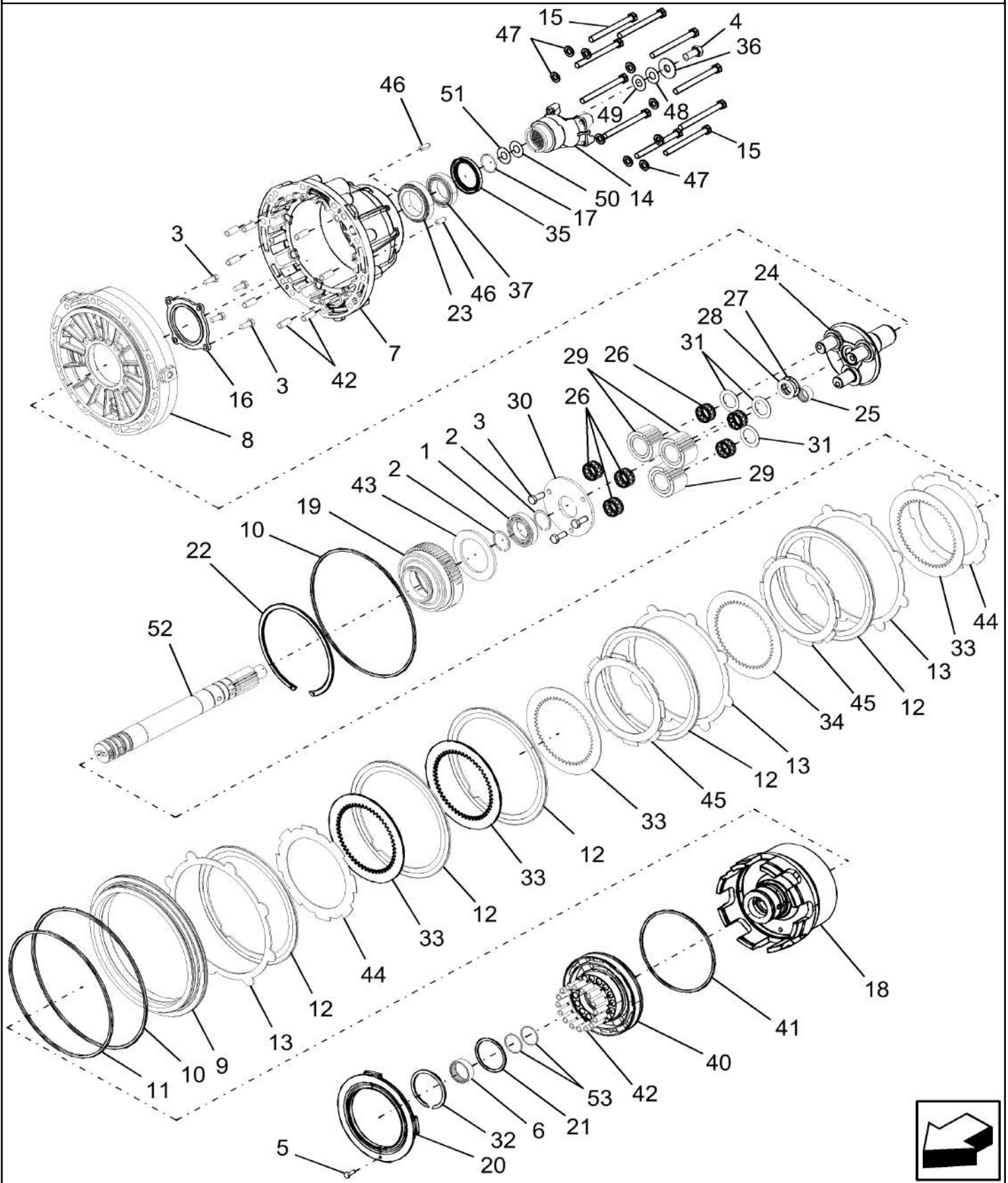
60.150.AU

04

p2

10/201
3

GEARBOX, HEADER/FEEDER, VARIABLE SPEED, OUTPUT HALF



GEARBOX, HEADER/FEEDER, VARIABLE SPEED, OUTPUT HALF

REF FN	PART NUMBER	YR/SN	QTY DESCRIPTION
27	87281505		1 THRUST BEARING 30 mm ID x 47 mm OD x 2.8 mm
28	87281507		1 THRUST WASHER
29	87281450		3 PLANETARY GEAR 25 T
30	87281451		1 PLATE WASHER
31	87281508		3 THRUST WASHER
32	428163A1		1 RING, SNAP
33	S2080S00F		AR CLUTCH DISC 2.4 mm
34	S2090S00F		AR CLUTCH DISC 2.1 mm
35	S8820S00F		1 OIL SEAL
36	S8860S00F		1 THRUST WASHER
37	427662A1		1 TAPERED ROLLER BEARING
38	86998145		2 BEARING ASSY
40	352833A1		1 PISTON Clutch, 9 inch
41	87431391		1 RING
42	352828A1		24 SPRING Return
43	352827A1		1 PLATE Spring Return
44	375528A1		2 CLUTCH DISC 7 inch
45	375529A1		4 CLUTCH DISC 7 inch
46	837-12030		2 DOWEL M12 x 30
47	896-11012		10 WASHER M13.5 x 24.5 x 3, HT
48	S9950S00F		AR SHIM .004" Thk (0.10 mm)
49	S9960S00F		AR SHIM .012" Thk (0.30 mm)
50	S9970S00F		AR SHIM .020" Thk (0.51 mm)
51	S9980S00F		AR SHIM .028" Thk (0.7 mm)
52	87281437		1 SHAFT
53	87587474		AR SEALING RING
			7230 8230 9230

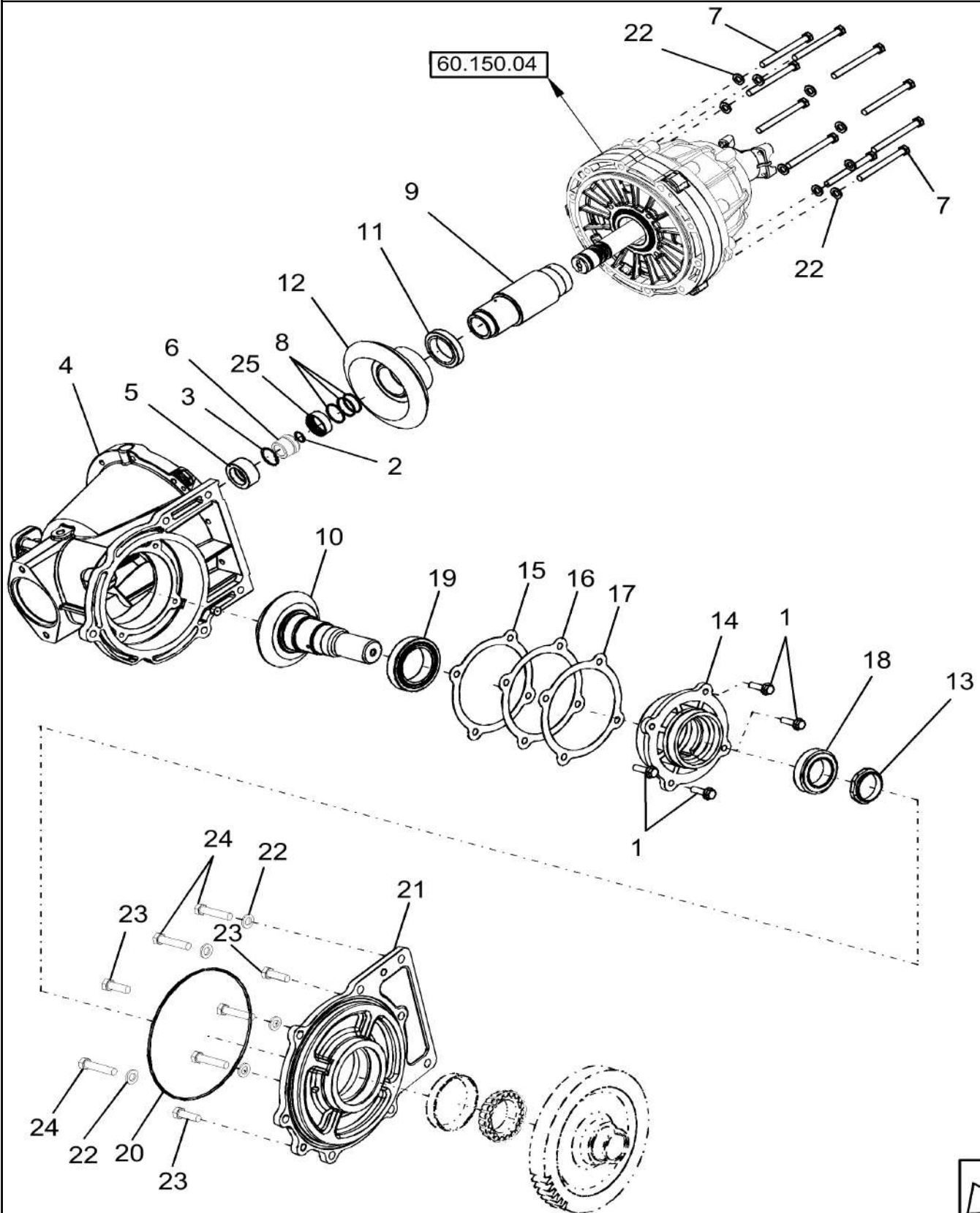
60.150.AU

05

p1

10/201
3

GEARBOX, HEADER/FEEDER, VARIABLE SPEED, INPUT HALF



GEARBOX, HEADER/FEEDER, VARIABLE SPEED, INPUT HALF

REF FN	PART NUMBER	YR/SN	QTY DESCRIPTION
	86998844		1 GEARBOX Incl Refs 1 Thru 25, Plus Output Half
	86998844R		1 REMAN-TRANSMISSION For N.A. only
	86998844C		1 CORE-TRANSMISSION Return number - For N.A. only
1	844-10035		4 BOLT Hvy Hex, M10 x 35mm, Cl 8.8
2	800-2122		1 SNAP RING M22, Int
3	800-2137		1 SNAP RING M37, Int
4	87281499		1 HOUSING Rear
5	87281435		1 SLEEVE
6	87281436		1 ADAPTER
7	814-12130		1? BOLT Hex, M12 x 1.75 x 130mm, Cl 8.8
8	87587474		5 SEALING RING
9	87281441		1 SHAFT Bevel Gear
10	87281452		1 BEVEL GEAR
11	87281502		1 TAPERED ROLLER BEARING 55 mm ID x 80 mm OD x 17 mm
12	87281442		1 BEVEL GEAR Input
13	87281509		1 NUT M50
14	87281453		1 SLEEVE Input
15	87281510		AR SHIM 0.4 mm
16	87281511		AR SHIM 0.6 mm
17	87281512		AR SHIM 0.6 mm
18	86998145		1 BEARING ASSY
19	427662A1		1 TAPERED ROLLER BEARING
20	87281428		1 RING
21	86997812		1 FLANGE
22	896-11012		15 WASHER M13.5 x 24.5 x 3, HT
23	628-12035		3 BOLT Hex, M12 x 35, 10.9, Full Thd
24	828-12055		5 BOLT Hex, M12 x 1.75 x 55mm, Cl 10.9
25	86996784		1 NEEDLE BEARING
			7230 8230 9230

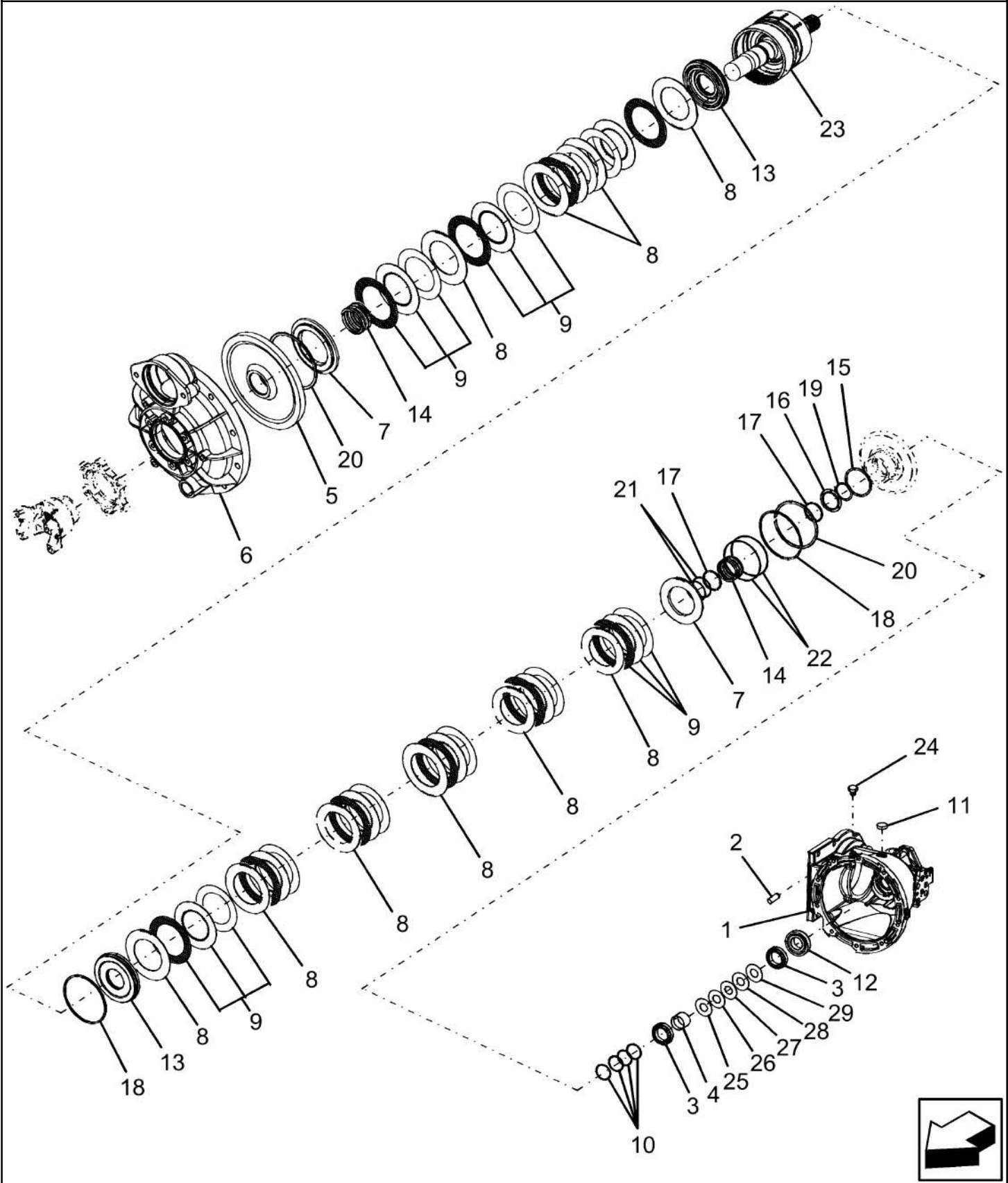
60.150.AU

06

p1

10/201
3

GEARBOX, HEADER/FEEDER - FIXED SPEED, OUTPUT HALF



GEARBOX, HEADER/FEEDER - FIXED SPEED, OUTPUT HALF

REF FN	PART NUMBER	YR/SN	QTY DESCRIPTION
1	84313648		1 CASE
2	837-12030		2 DOWEL M12 x 30
3	87445164		2 TAPERED ROLLER BEARING 45 mm ID x 68 mm OD x 15 mm
4	87445165		1 SPACER
5	87445172		1 GEAR
6	84313650		1 CASE
7	345336A1		2 CLUTCH DRIVING PLATE
8	345335A2		10 PLATE
9	1 345334A1		10 FACING
9	1 84159803		10 PLATE
10	A188653		4 SEALING RING
11	220064A1		1 PLUG M14 x 1.5, ORB
11	641-1330		1 PLUG M30, Tapered
12	3142394R91		1 TAPERED ROLLER BEARING
	84205621		4 SEALING RING 4 Seals Come Behind Bearing (Ref. 12) Picture Not Shown
13	345005A1		2 PISTON
14	228833A1		2 SPRING
15	257277A1		1 SEALING RING
16	232867A1		1 RETAINER
17	235660A1		2 SEAL
18	329896A1		2 SEAL
19	800-1152		1 SNAP RING M52, Ext
20	345337A1		2 RING
21	238-5141		2 O-RING -141, 90 Duro, 2.3" ID x .103" Thk
22	238-5158		2 O-RING -158, 70 Duro, 4.737" ID x .103" Thk
23	87442525		1 SHAFT
24	220064A1		1 PLUG M14 x 1.5, ORB
25	87445166		AR SHIM
26	87445167		AR SHIM

(1) May be Used Interchangeably

7230 8230 9230

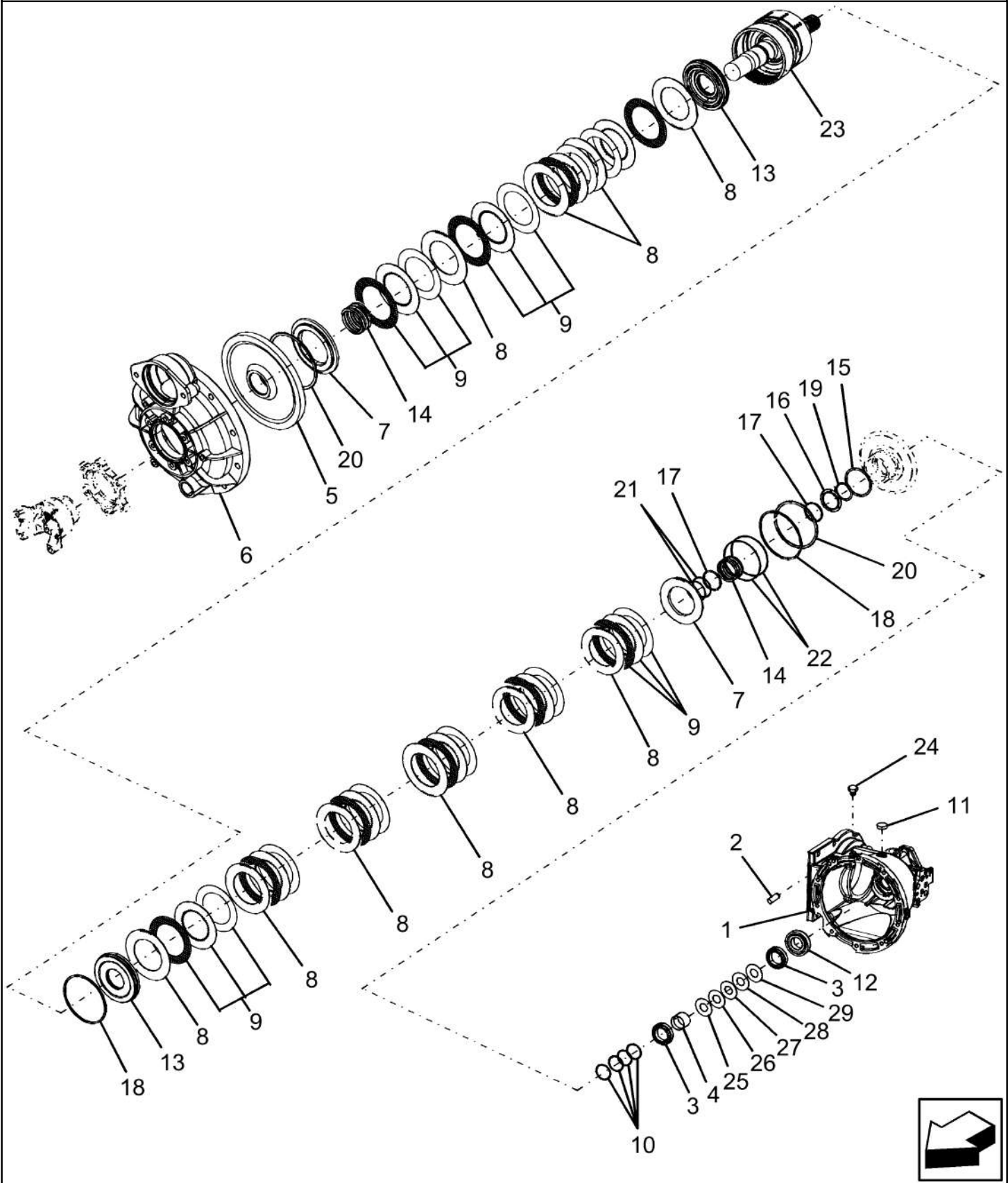
60.150.AU

06

p2

10/201
3

GEARBOX, HEADER/FEEDER - FIXED SPEED, OUTPUT HALF



60.150.AU

06

p2

10/201
3

GEARBOX, HEADER/FEEDER - FIXED SPEED, OUTPUT HALF

REF FN	PART NUMBER	YR/SN	QTY DESCRIPTION
27	87445168		AR SHIM
28	87445169		AR SHIM
29	87445170		AR SHIM

7230 8230 9230

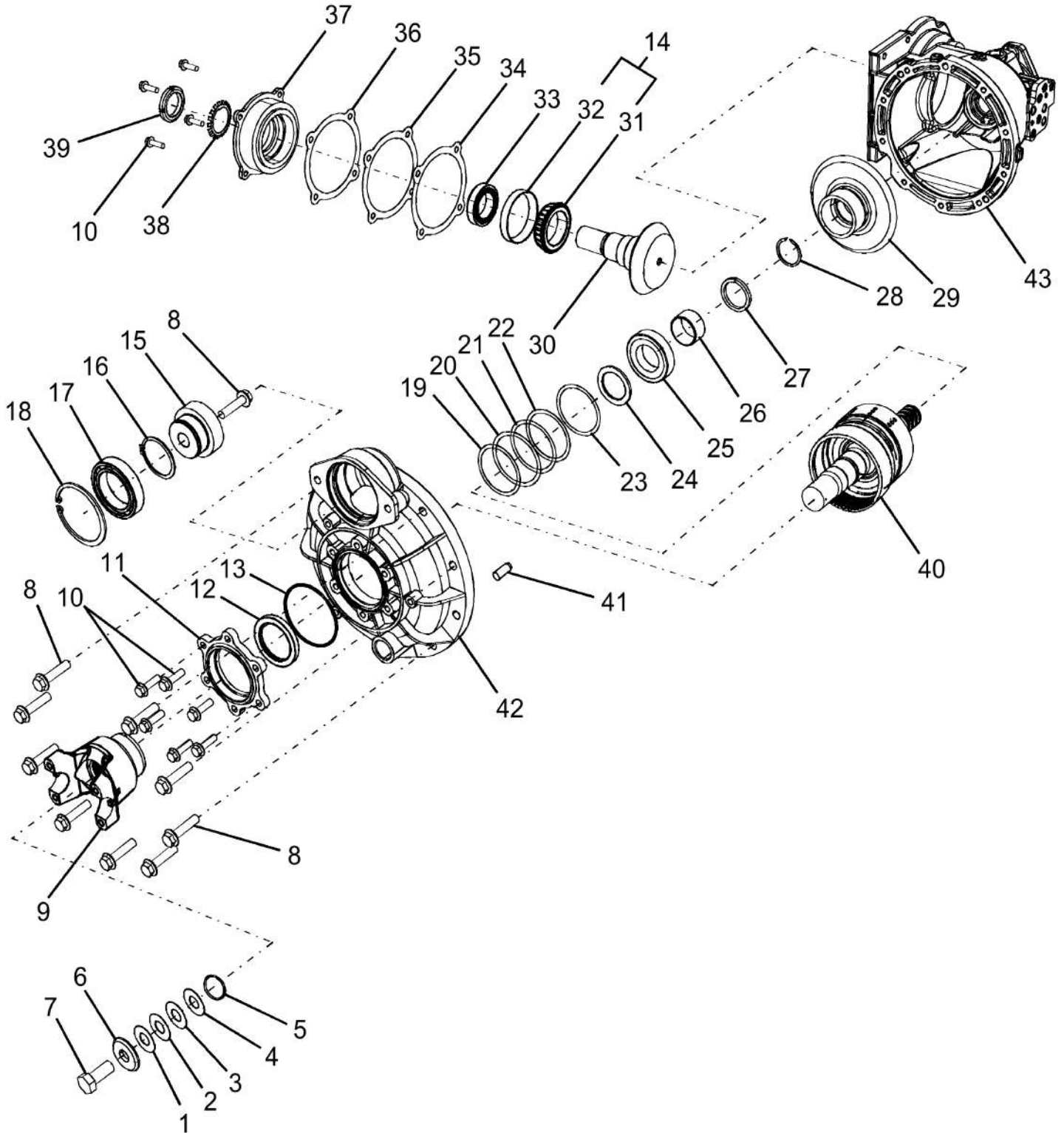
60.150.AU

07

p1

10/201
3

GEARBOX, HEADER/FEEDER - FIXED SPEED, INPUT HALF



60.150.AU

07

p1

10/201
3**GEARBOX, HEADER/FEEDER - FIXED SPEED, INPUT HALF**

REF FN	PART NUMBER	YR/SN	QTY DESCRIPTION
1	S9950S00F		1 SHIM .004" Thk (0.10 mm)
2	S9960S00F		1 SHIM .012" Thk (0.30 mm)
3	S9970S00F		1 SHIM .020" Thk (0.51 mm)
4	S9980S00F		1 SHIM .028" Thk (0.7 mm)
5	238-5223		1 O-RING -223, 70 Duro, 1.609" ID x .139" Thk
6	S8860S00F		1 THRUST WASHER
7	514-1021		1 BOLT Hex, M16 x 1.5 x 35mm, CI 10.9, Full Thd
8	844-12050		10 BOLT Hvy Hex, M12 x 50mm, CI 8.8
9	87281432		1 YOKE
10	844-10035		10 BOLT Hvy Hex, M10 x 35mm, CI 8.8
11	87442521		1 COVER
12	S8820S00F		1 OIL SEAL
13	362574A1		1 O-RING
14	86998145		1 BEARING ASSY
15	87445171		1 GEAR
16	800-1160		1 SNAP RING M60, Ext
17	70073647		1 BALL BEARING 2.3622" ID x 3.7402" OD x 0.7087"
18	800-2195		1 SNAP RING M95, Int
19	428665A1		1 SHIM 0.1mm Thk (0.004 inch)
20	428666A1		1 SHIM 0.3mm Thk (0.012 inch)
21	428667A1		1 SHIM 0.5mm Thk (0.020 inch)
22	428668A1		1 SHIM 0.7mm Thk (0.028 inch)
23	428669A1		1 SHIM 0.15mm Thk (0.006 inch)
24	87445174		2 THRUST WASHER
25	3140666R91		1 TAPERED ROLLER BEARING
26	87445173		1 NEEDLE BEARING 50 mm ID x 55 mm OD x 30 mm
27	87445162		1 THRUST WASHER
28	375560A1		2 RING, SNAP
29	87442526		1 BEVEL GEAR
30	87445175		1 GEAR

7230 8230 9230

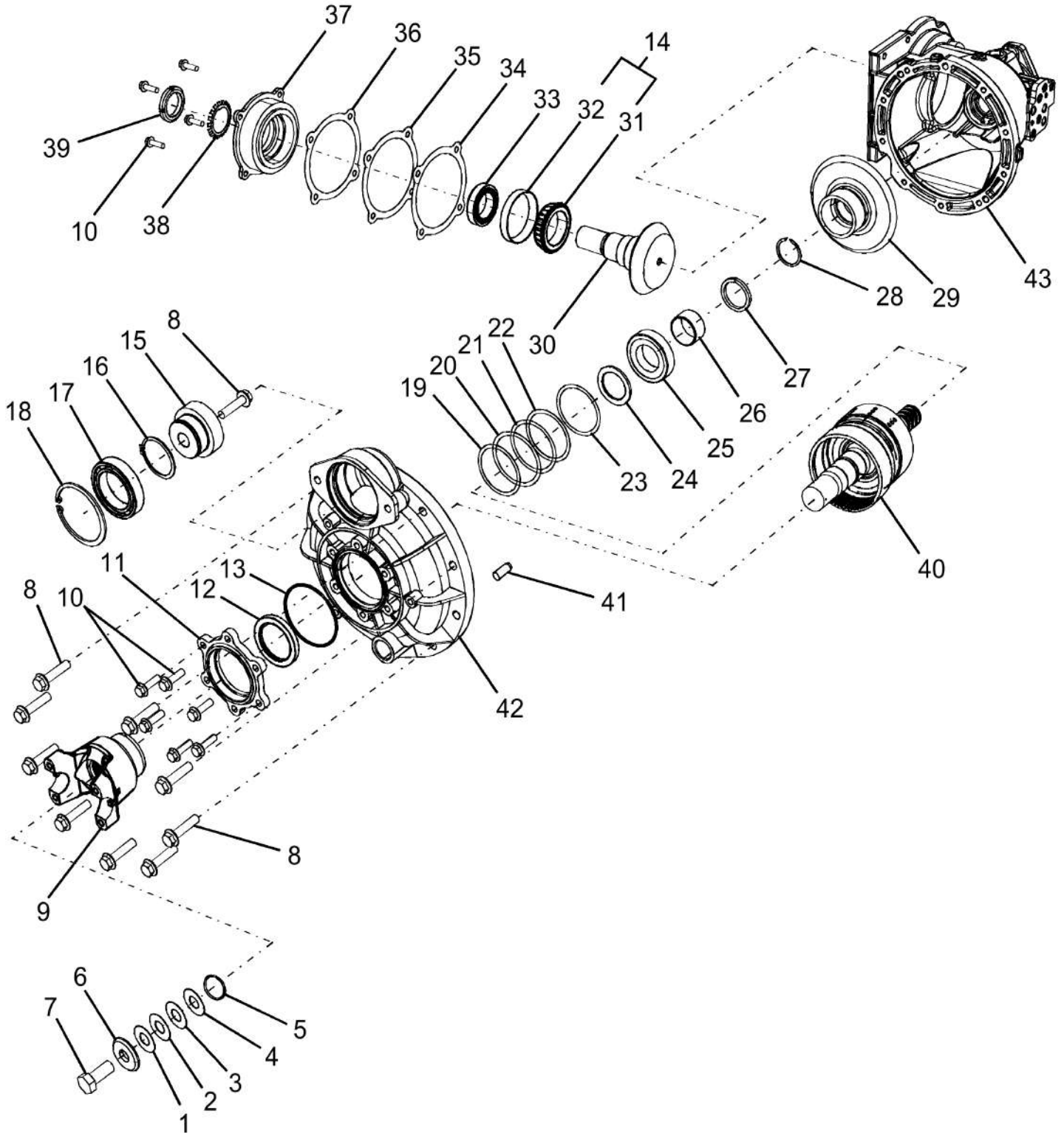
60.150.AU

07

p2

10/201
3

GEARBOX, HEADER/FEEDER - FIXED SPEED, INPUT HALF



60.150.AU

07

p2

10/201
3**GEARBOX, HEADER/FEEDER - FIXED SPEED, INPUT HALF**

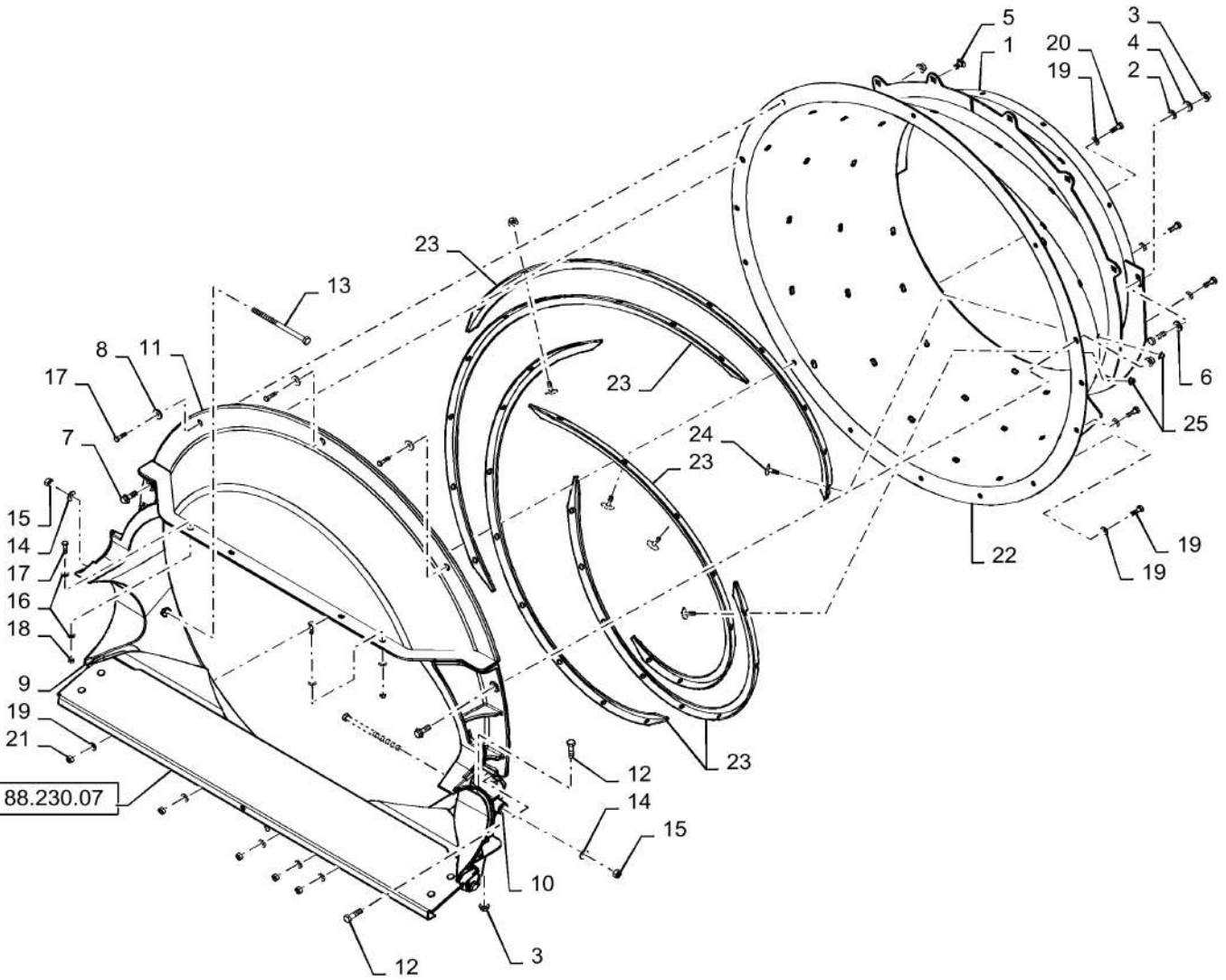
REF FN	PART NUMBER	YR/SN	QTY DESCRIPTION
31	87281210		1 BEARING ASSY 65 mm ID x 100 mm OD x 23 mm
32	87281211		1 BEARING ASSY 65 mm ID x 100 mm OD x 23 mm
33	87281696		1 BEARING ASSY 50 mm ID x 80 mm OD x 20 mm
34	87281510		1 SHIM
35	87281511		1 SHIM
36	87281512		1 SHIM
37	87445178		1 SLEEVE
38	87445176		1 LOCK WASHER
39	87445177		1 NUT
40	87442525		1 SHAFT
41	837-12030		2 DOWEL M12 x 30
42	84313650		1 CASE
43	84313648		1 CASE
			7230 8230 9230

SECTION INDEX

Threshing

66.101.AP	01	TRANSITION CONE
66.101.AR		FEEDPLATE
66.105.AK	01	CONCAVES, ROUND BAR HT
66.105.AK	02	GRATE, SLOTTED
66.105.AK	03	MODULES, CONCAVES AND GRATES
66.105.AK	04	CONCAVES, SMOOTH
66.105.AK	05	HARD THRESHING ASSY
66.105.AO	01	CONCAVES, SMALL GRAIN HT
66.105.AO	02	CONCAVES, LARGE WIRE
66.105.AO	03	CONCAVES, ROUND BAR CORN BEAN
66.105.AO	04	GRATES, LARGE SKIP WIRE HT/ NON-HT
66.260.AU	01	PTO, INPUT SHAFT, ENGINE GEARBOX
66.260.AU	02	PAN, PTO GEARBOX
66.260.AU	03	PAN, PTO DIPSTICK ASSEMBLY
66.320.AS	01	ROTOR VARIATOR 72/8230
66.320.AS	02	ROTOR VARIATOR - 9230
66.330.AN	01	ROTOR, LARGE TUBE
66.330.AN	02	ROTOR, SMALL TUBE
66.330.AN	03	RASP BARS/STRAIGHT BARS- LARGE TUBE ROTORS
66.330.AN	04	RASP BARS/STRAIGHT BARS- SMALL TUBE ROTORS
66.331.AB	01	SHIFTING COMPONENTS, ROTOR GEARBOX
66.331.AB	02	GEARBOX, ROTOR - 3 SPEED
66.331.AB	03	INPUT SHAFT & GEARS, ROTOR GEARBOX
66.331.AB	04	TRANSFER SHAFT & GEARS, ROTOR GEARBOX
66.331.AB	05	OUTPUT SHAFT & GEARS, ROTOR GEARBOX
66.331.AE		ROTOR IMPELLER
66.331.AJ	01	BEARING SUPPORT, ROTOR
66.331.AJ	02	BEARING PLATE
66.331.AJ	03	BEARING PLATE
66.360.AH		FRAME, SEPARATOR

TRANSITION CONE

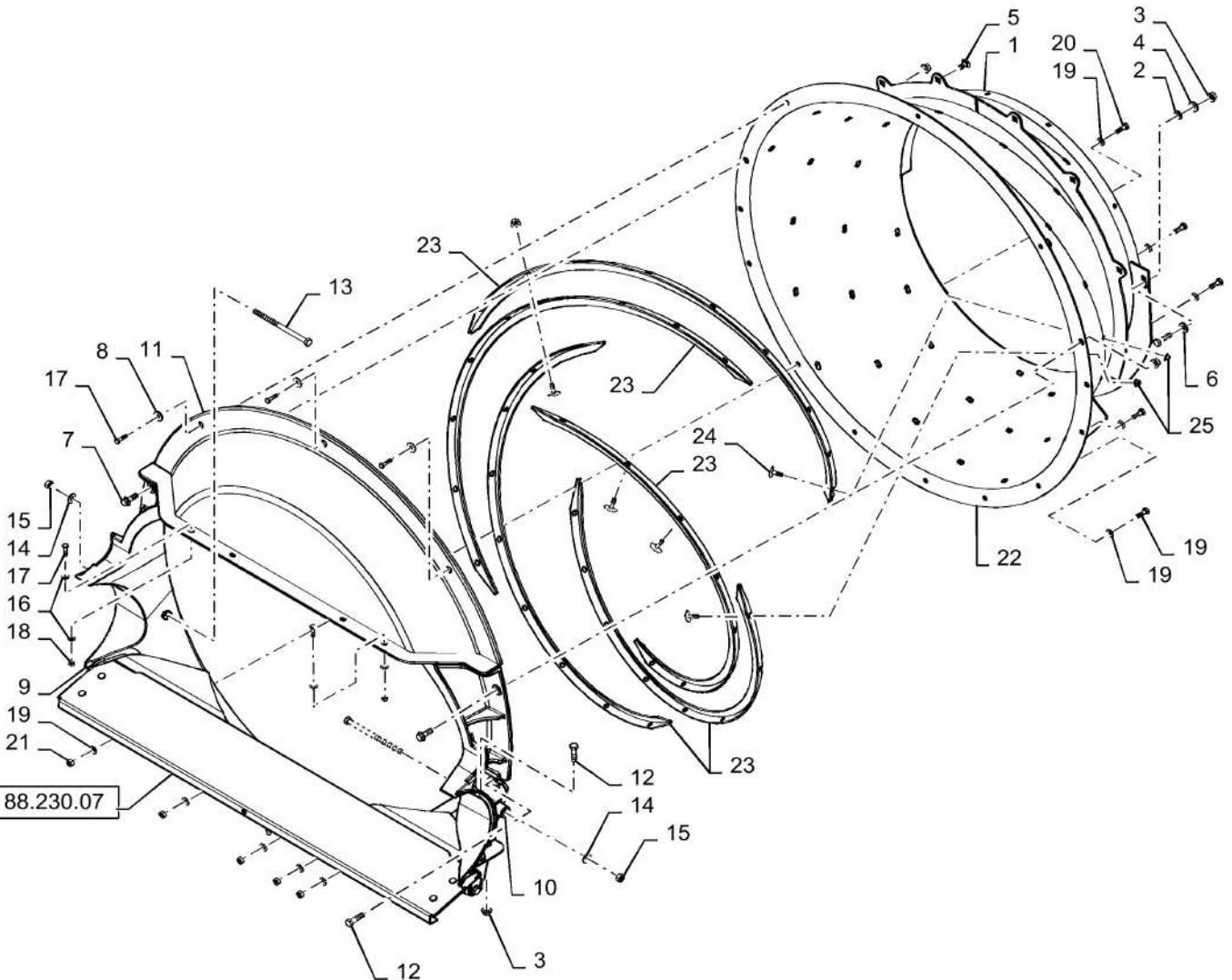


TRANSITION CONE

REF FN	PART NUMBER	YR/SN	QTY DESCRIPTION
1	87390937		1 CONE Extended Wear, Rice; Incl Ref 22, 23, 24, 25
1	87382439		1 CONE Standard; Incl Refs 22, 23, 24, 25
2	86625255		1 WASHER M13.5 x 24.5 x 3, HT
3	43436		14 FLANGE NUT M12, Flg Ser
4	394630		1 WASHER M13 x 28 x 4, HT
5	374895		6 CARRIAGE BOLT Sht Sq Nk, M12 x 1.75 x 25mm, CI 8.8, Full Thd
6	86592701		2 WASHER M12 x 35 x 5, HT
7	86981487		4 BOLT Hex, M12 x 35mm, CI 10.9, Full Thd
8	140041		3 WASHER M8 x 28 x 3
9	87517351		1 DEFLECTOR R.H., Extended Wear, Rice
9	87524461		1 DEFLECTOR R.H., Std
10	87517350		1 DEFLECTOR L.H., Extended Wear, Rice
10	87524460		1 DEFLECTOR L.H., Std
11	87492652		1 DOOR
12	9628065		4 SCREW Hex Cap, M12 x 1.75 x 45.00mm, CI 8.8, ZND
13	382181		2 BOLT Hex, M12 x 1.75 x 190mm, CI 8.8
14	140046		2 BELLEVILLE WASHER Belleville, M12
15	9706685		2 NUT M12, CI 8
16	322358		4 BELLEVILLE WASHER M8
17	43128		5 BOLT Hex, M8 x 1.25 x 30.00mm, CI 8.8, ZND
18	9706690		2 NUT Hex, M8, 1.25mm Pitch, 6.80mm High, CI 8, ZND
19	140045		10 BELLEVILLE WASHER M10
20	43140		5 BOLT Hex, M10 x 30mm, CI 8.8, Full Thd
21	100016		5 NUT M10, CI 8
22	87382441		1 CONE Rotor Transition; Does Not Include Stiffening Vanes

7230 8230 9230

TRANSITION CONE



66.101.AP

01

p2

10/201
3

TRANSITION CONE

REF FN PART NUMBER

YR/SN

QTY DESCRIPTION

23 87053359

5 STIFFENER Vane

24 433734A1

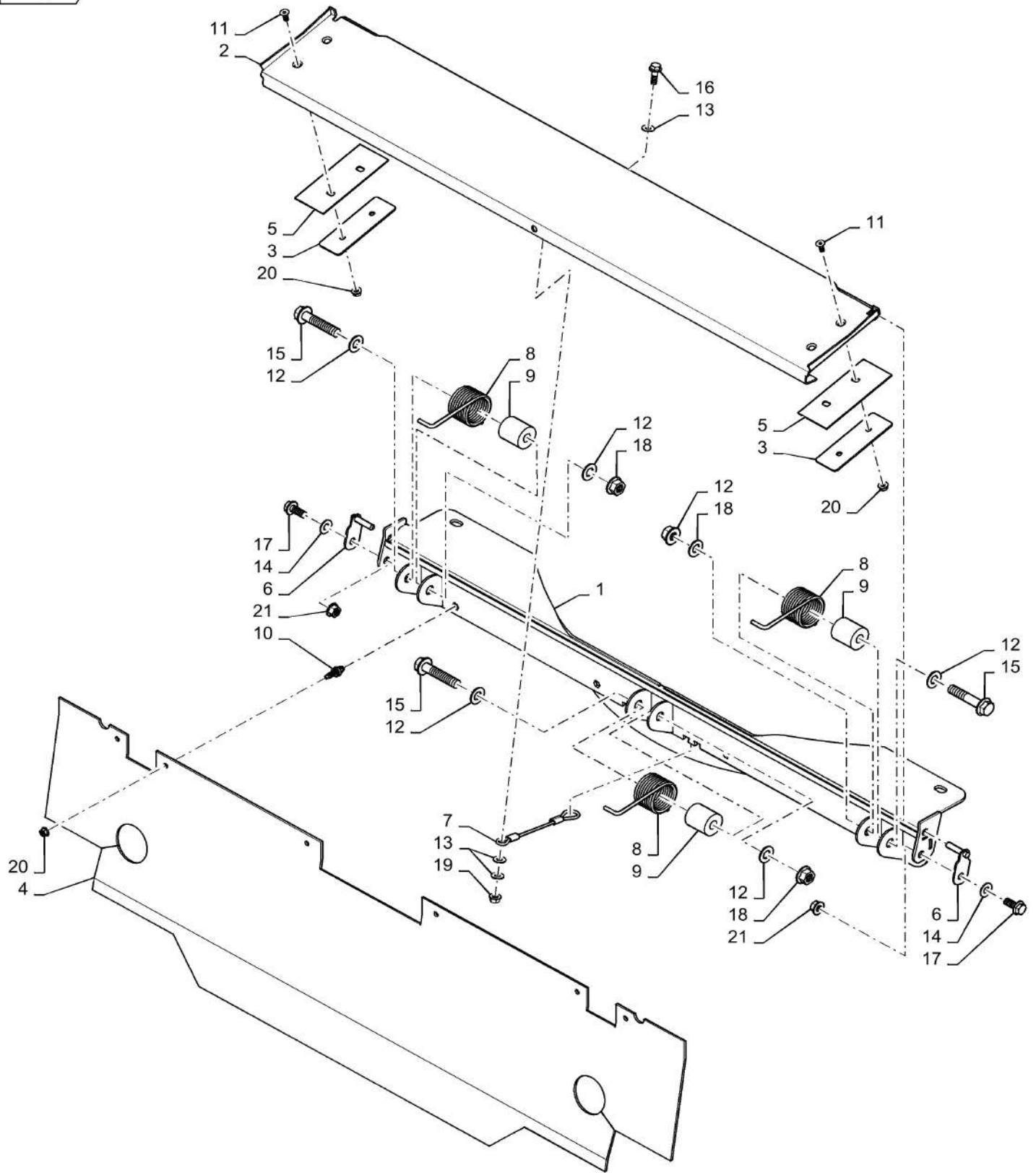
45 BOLT

25 231-5346

45 FLANGE NUT Fig, 3/8"-16

7230 8230 9230

FEEDPLATE



FEEDPLATE

REF FN	PART NUMBER	YR/SN	QTY DESCRIPTION
1	84555201		1 PLATE Rotor Feed, Standard
1	84555218		1 PLATE Rotor Feed, Abrasive
2	87522176		1 PLATE Standard
2	87568249		1 PLATE ASSY. High Wear
3	87106848		2 PLATE
4	84235276		1 CURTAIN Front Axle Seal
5	87280910		2 SEAL
6	87280909		2 PIN
7	87106795		1 CABLE
8	86997885		3 SPRING
9	86997911		3 BUSHING
10	84572087		6 STUD
11	412495		4 HEX SOC SCREW Hex Soc Flat Hd, M8 x 20, 8.8
12	140048		6 BELLEVILLE WASHER M16
13	140045		3 BELLEVILLE WASHER M10
14	140046		2 BELLEVILLE WASHER Belleville, M12
15	87646188		3 BOLT
16	87698837		1 BOLT
17	87030508		2 BOLT Hvy Hex, M12 x 30mm, CI 10.9
18	86512498		3 FLANGE NUT M16 x 2, Flg, CI 10
19	86050279		1 FLANGE NUT M10 x 1.5, Flg, CI 10
20	87681210		10 FLANGE NUT Hex, M8, CI 10
21	43436		2 FLANGE NUT M12, Flg Ser
			7230 8230 9230

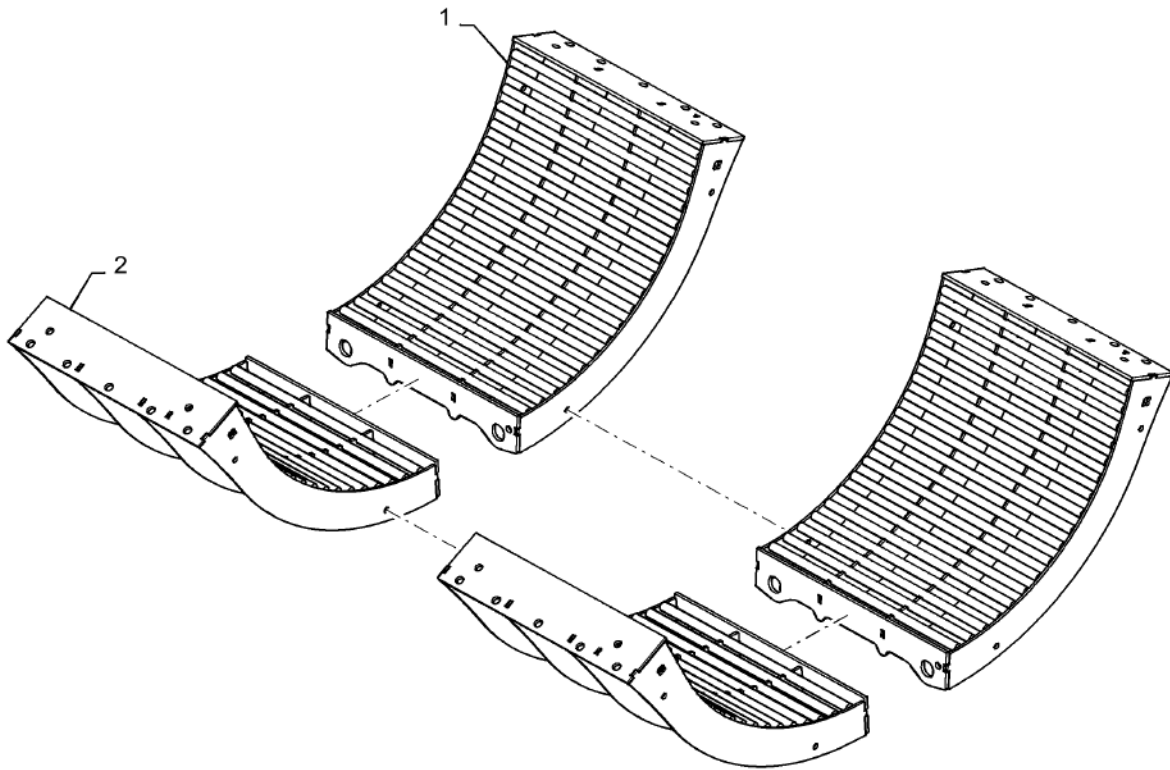
66.105.AK

01

p1

10/201
3

CONCAVES, ROUND BAR HT



66.105.AK

01

p1

10/201
3

CONCAVES, ROUND BAR HT

REF FN	PART NUMBER	YR/SN	QTY DESCRIPTION
1	84247321		2 CONCAVE LH
2	84247322		2 CONCAVE RH

7230 8230 9230

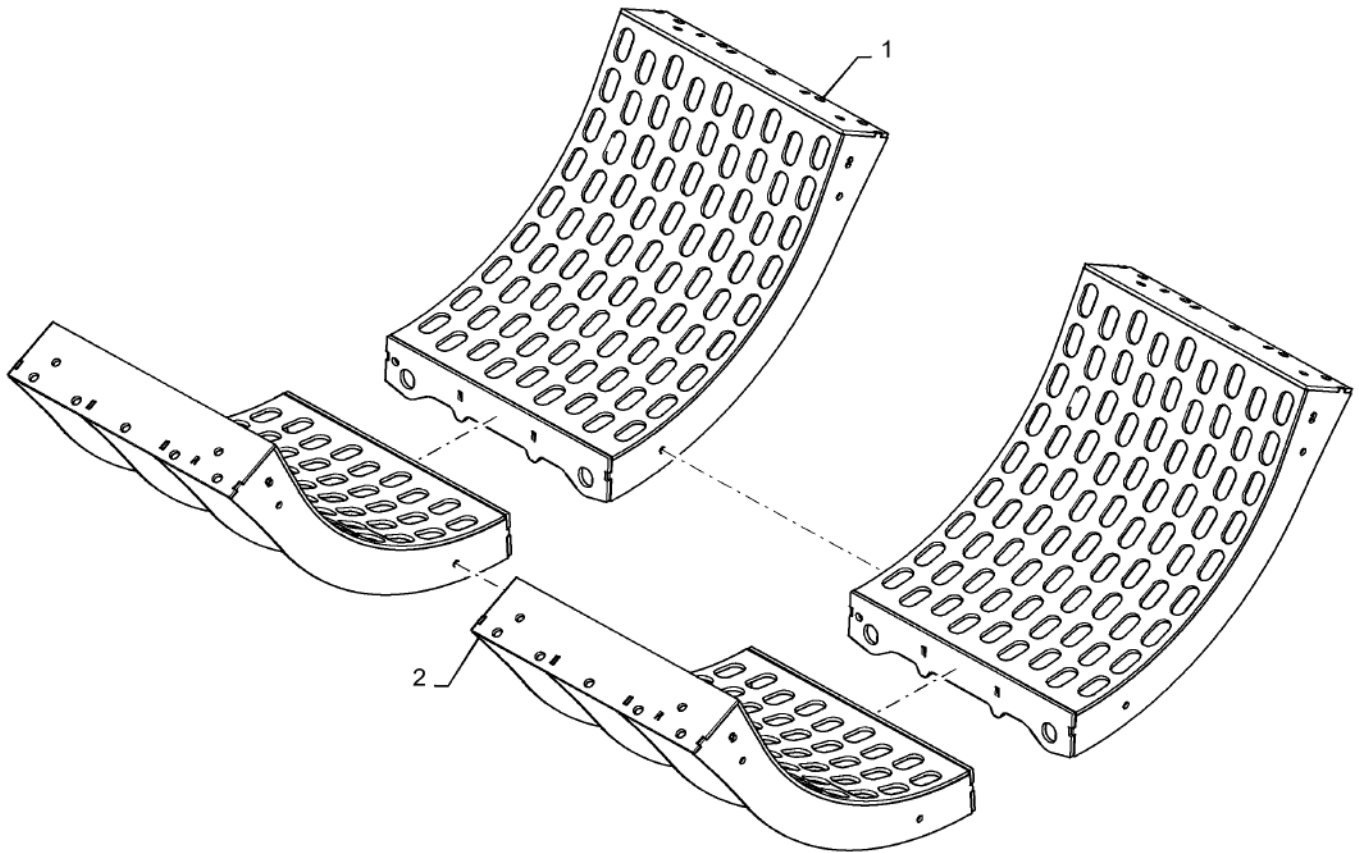
66.105.AK

02

p1

10/201
3

GRATE, SLOTTED



66.105.AK

02

p1

10/201
3

GRATE, SLOTTED

REF FN	PART NUMBER	YR/SN	QTY DESCRIPTION
	84293299		1 CONCAVE DIA, Incl 1 - 2
1	84247317		2 CONCAVE Grate, LH
2	84247318		2 CONCAVE Grate, RH
			7230 8230 9230

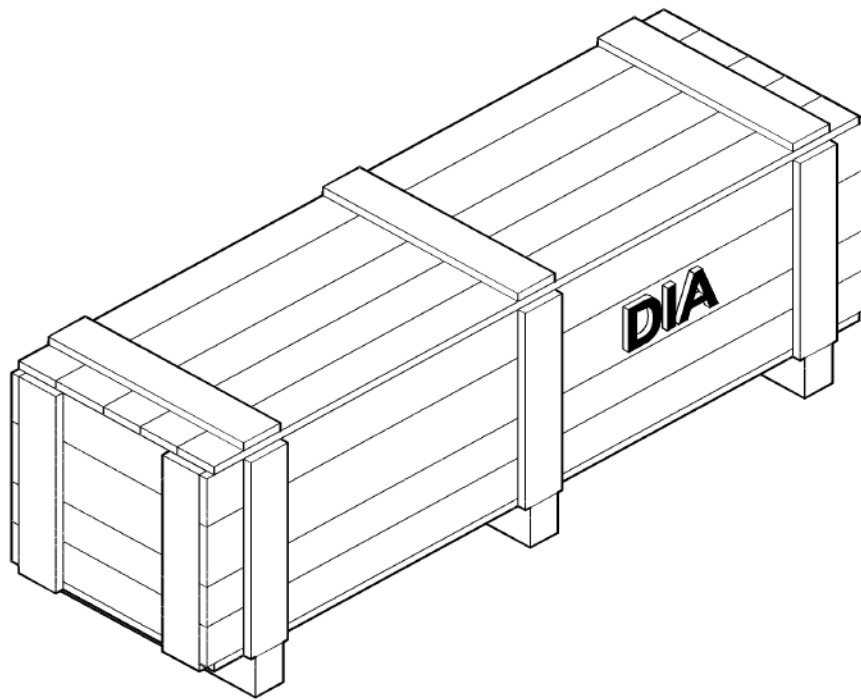
66.105.AK

03

p1

10/201
3

MODULES, CONCAVES AND GRATES



66.105.AK

03

p1

10/201
3

MODULES, CONCAVES AND GRATES

REF FN	PART NUMBER	YR/SN	QTY DESCRIPTION
---------------	--------------------	--------------	------------------------

1	84293303		1 SMALL GRAIN CONCAVE
---	----------	--	-----------------------

7230 8230 9230

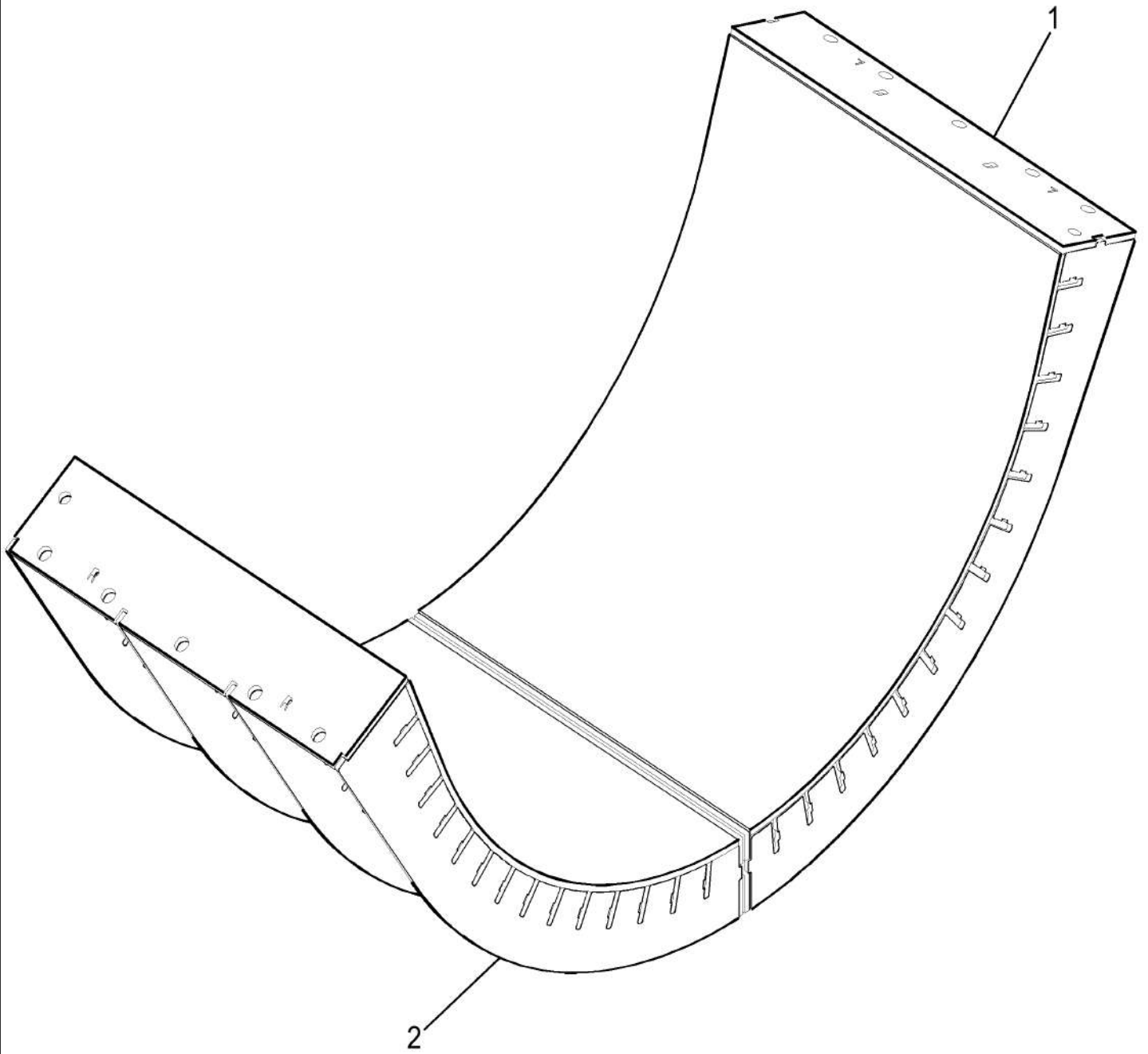
66.105.AK

04

p1

10/201
3

CONCAVES, SMOOTH



66.105.AK

04

p1

10/201
3

CONCAVES, SMOOTH

REF FN	PART NUMBER	YR/SN	QTY DESCRIPTION
1	84247319		1 CONCAVE L.H.
2	84247320		1 CONCAVE R.H.
3	84293300		1 CONCAVE Contains Ref 1 And Ref 2

7230 8230 9230

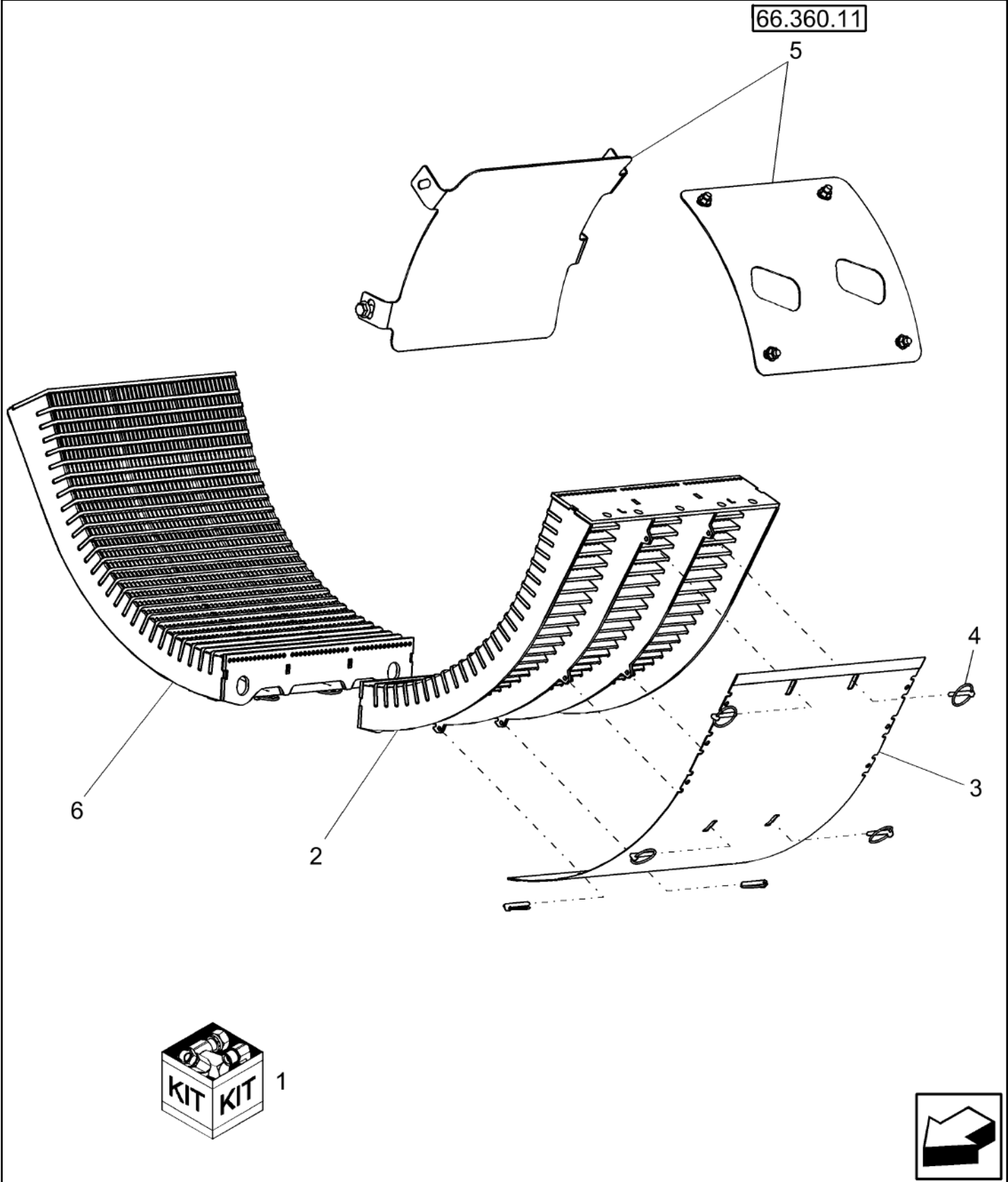
66.105.AK

05

p1

10/201
3

HARD THRESHING ASSY



66.105.AK

05

p1

10/201
3

HARD THRESHING ASSY

REF FN	PART NUMBER	YR/SN	QTY DESCRIPTION
1	84293304		1 SERVICE KIT Hard Thresh
2	84347725		1 CONCAVE L.H.
3	87748386		2 COVER
4	270184		12 LINCH PIN
5	87584185		1 SERVICE KIT Rotor Cage Filler Plate
6	84347726		1 CONCAVE R.H.
			7230 8230 9230

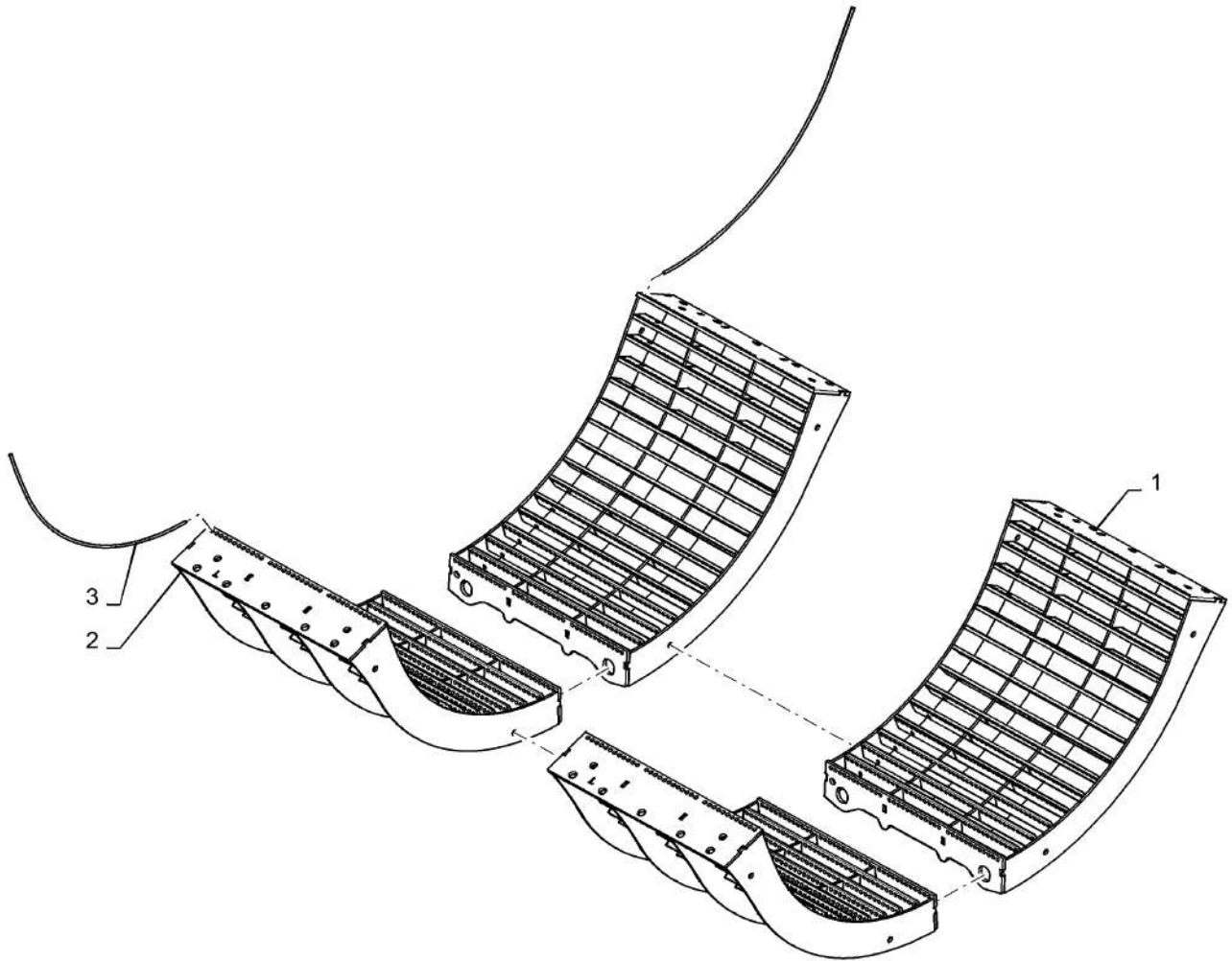
66.105.AO

01

p1

10/201
3

CONCAVES, SMALL GRAIN HT



66.105.AO

01

p1

10/201
3

CONCAVES, SMALL GRAIN HT

REF FN	PART NUMBER	YR/SN	QTY DESCRIPTION
	84293303		1 SMALL GRAIN CONCAVE DIA, Incl 1 - 2
1	84237554		2 CONCAVE LH
2	84237553		2 CONCAVE RH
3	84332259		36 WIRE LH, Small
3	84332260		36 WIRE RH, Small

7230 8230 9230

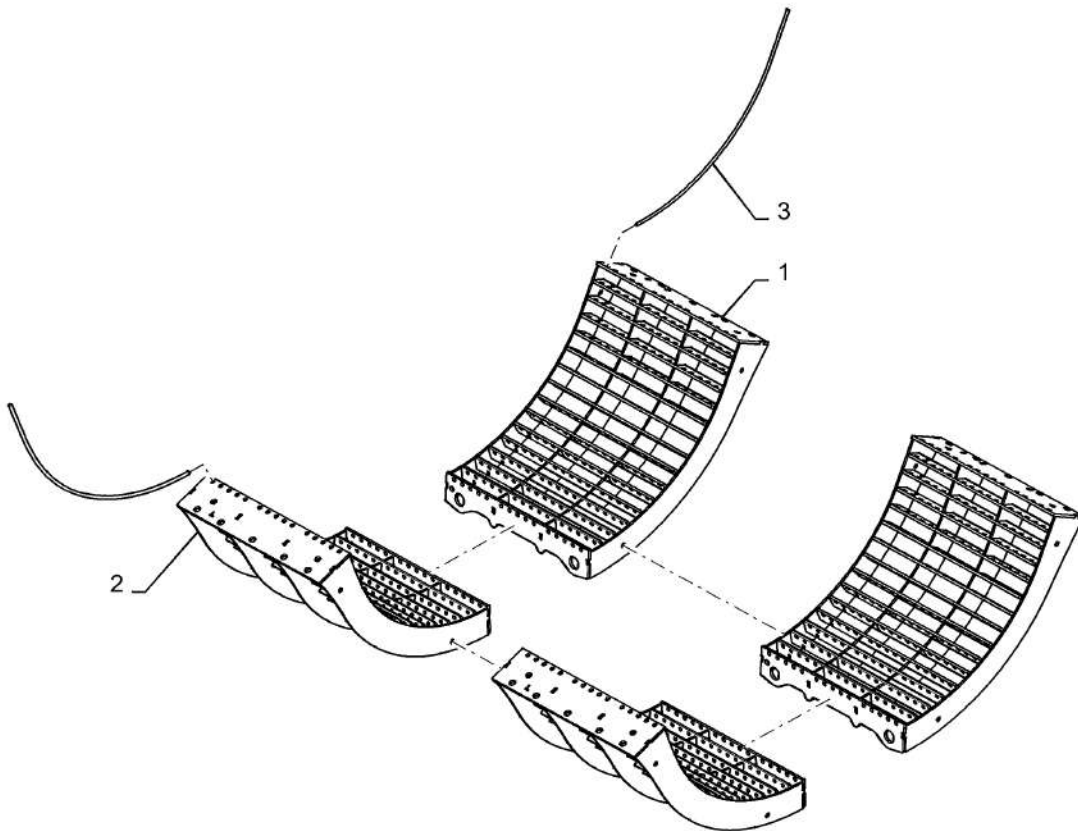
66.105.AO

02

p1

10/201
3

CONCAVES, LARGE WIRE



66.105.AO

02

p1

10/201
3

CONCAVES, LARGE WIRE

REF FN	PART NUMBER	YR/SN	QTY DESCRIPTION
	84293306		1 CONCAVE Incl 1(HT) - 2(HT)
1	84237556		2 CONCAVE LH
1	84237557		2 CONCAVE RH, HT
2	84237555		2 CONCAVE RH
2	84237558		2 CONCAVE LH, HT
3	84332255		15 WIRE For LH
3	86999101		15 WIRE For RH
			7230 8230 9230

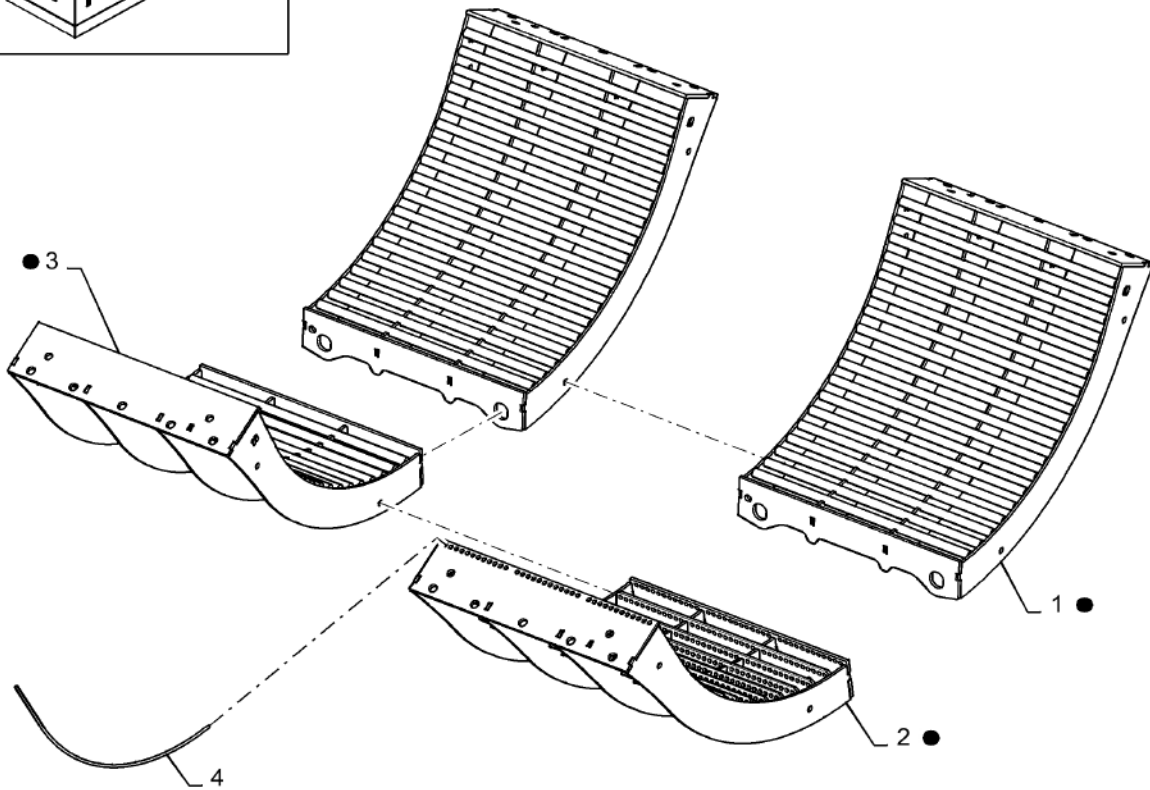
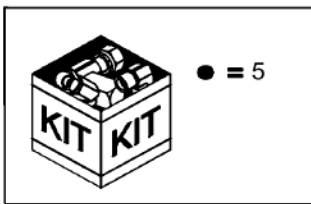
66.105.AO

03

p1

10/201
3

CONCAVES, ROUND BAR CORN BEAN



66.105.AO

03

p1

10/201
3

CONCAVES, ROUND BAR CORN BEAN

REF FN	PART NUMBER	YR/SN	QTY DESCRIPTION
1	84247323		2 MODULE Round Bar, LH
2	84237555		1 CONCAVE Large Wire, RH
3	84247324		1 MODULE Round Bar, RH
4	86999101		15 WIRE For Concave 84237555
5	84293290		1 ROUND BAR CONCAVE Kit, Incl 1 - 3
5	84293301		1 SERVICE KIT Kit, Incl 1 - 2

7230 8230 9230

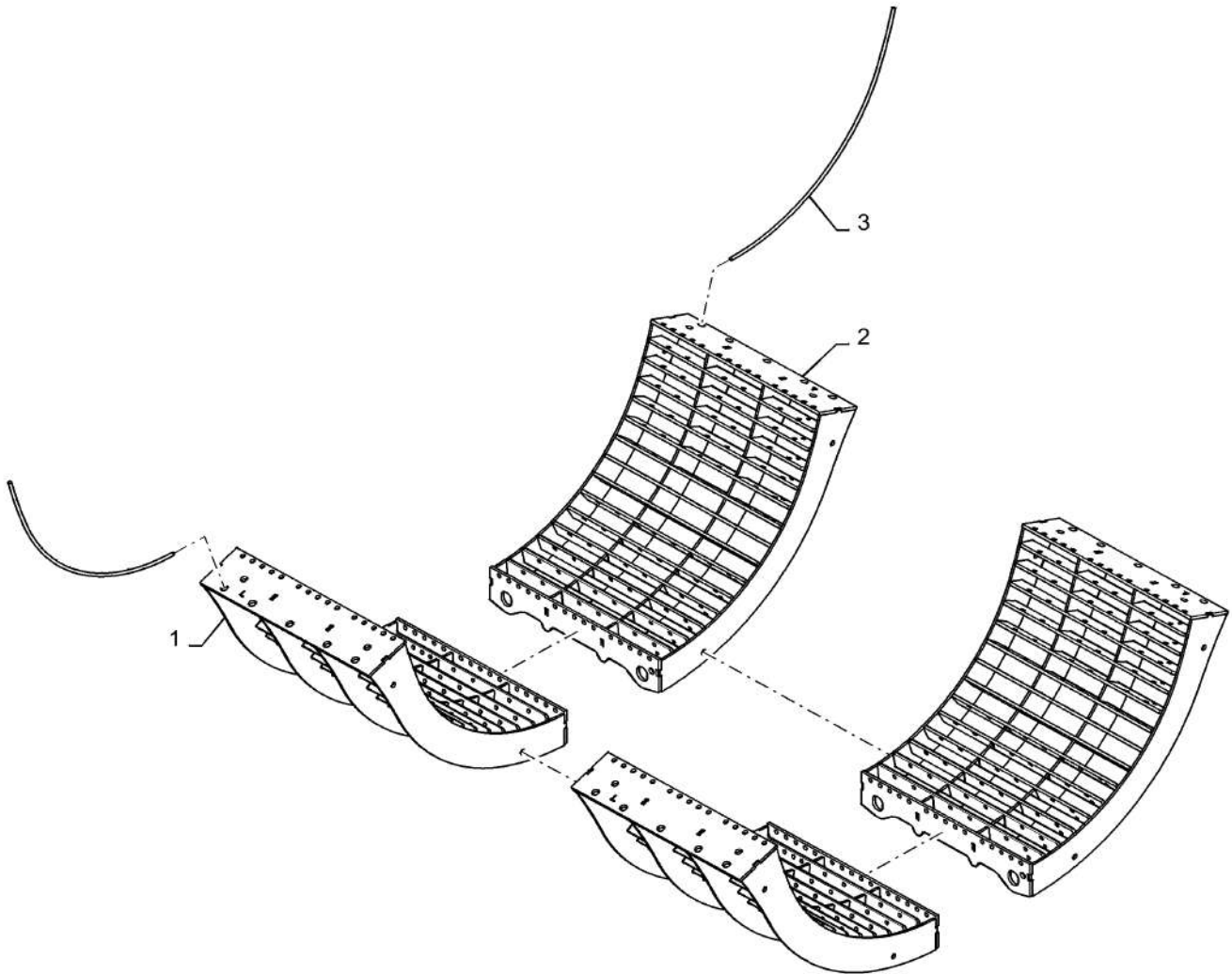
66.105.AO

04

p1

10/201
3

GRATES, LARGE SKIP WIRE HT/ NON-HT



66.105.AO

04

p1

10/201
3

GRATES, LARGE SKIP WIRE HT/ NON-HT

REF FN	PART NUMBER	YR/SN	QTY DESCRIPTION
1	84237561		2 CONCAVE RH, HT
1	84237559		2 CONCAVE RH, Non- HT
2	84237562		2 CONCAVE LH, HT
2	84237560		2 CONCAVE LH, Non- HT
3	84332258		6 WIRE RH
3	84332255		6 WIRE LH
4	84293295		1 ROUND BAR CONCAVE Contains Ref 1 (non-HT) and Ref 2 (non-HT)

7230 8230 9230

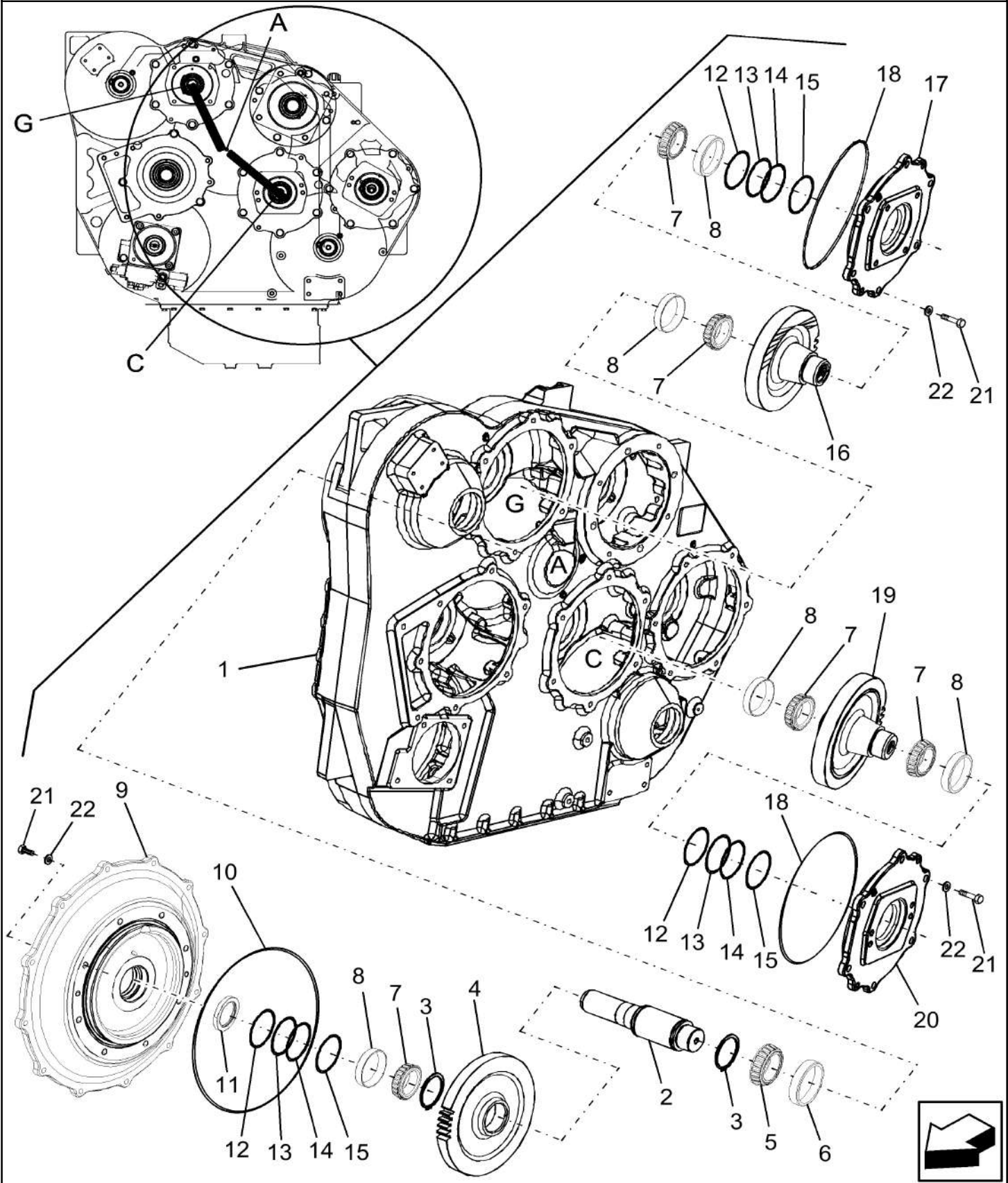
66.260.AU

01

p1

10/201
3

PTO, INPUT SHAFT, ENGINE GEARBOX



66.260.AU

01

p1

10/201
3**PTO, INPUT SHAFT, ENGINE GEARBOX**

REF FN	PART NUMBER	YR/SN	QTY DESCRIPTION
1	87643499		1 HOUSING
2	397688A1		1 SHAFT Input
3	100-11262		2 SNAP RING #262, Ext
4	86975202		1 GEAR Input, 58T
5	PO12993		1 BEARING CONE
6	22365V		1 BEARING CUP 3.6718" OD x 0.93"
7	364463C91		AR BEARING ASSY 2.0005" ID x 3.2283" OD x 0.875"
8	364462C1		AR BEARING CUP
9	397675A1		1 COVER Input, SAE 1
10	238-5277		1 O-RING -277, 70 Duro, 11.484" ID x .139" Thk
11	87618406		1 OIL SEAL Lip
12	378154A1		AR SHIM
13	378155A1		AR SHIM
14	378156A1		AR SHIM
15	378157A1		AR SHIM
16	86975207		1 GEAR 42T, Check For Proper Tooth Count Before Ordering
17	86975218		1 FLANGE
18	238-5272		2 O-RING -272, 70 Duro, 9.484" ID x .139" Thk
19	86975208		1 GEAR 48T, Check For Proper Tooth Count Before Ordering
20	87107642		1 FLANGE
21	628-12035		AR BOLT Hex, M12 x 35, 10.9, Full Thd
22	896-12012		AR WASHER M12 x 24.5 x 3, HT

7230 8230 9230

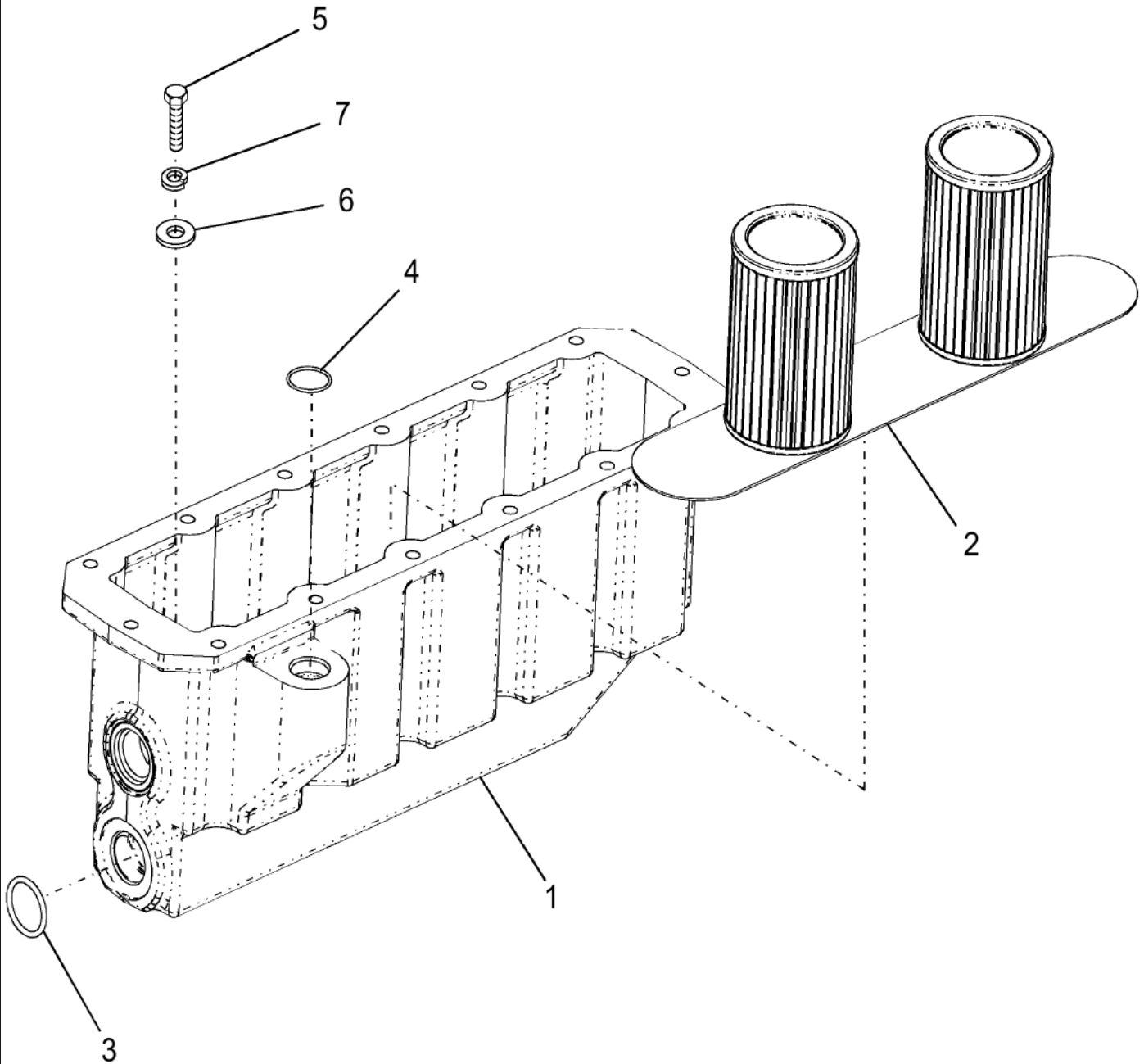
66.260.AU

02

p1

10/201
3

PAN, PTO GEARBOX



66.260.AU

02

p1

10/201
3

PAN, PTO GEARBOX

REF FN	PART NUMBER	YR/SN	QTY DESCRIPTION
1	87108616		1 PAN PTO - Incl Ref 1 thru 7
2	87107440		1 FILTER SCREEN
3	14463680		1 O-RING 1.234" ID x 1.574" OD x 0.139"
4	238-5022		1 O-RING 0.989" ID x 1.129" OD x 0.07"
5	614-6012		2 BOLT Hex, M6 x 1 x 12mm, Cl 8.8, Full Thd
6	895-11006		2 WASHER M6
7	892-11006		2 LOCK WASHER M6
			7230 8230 9230

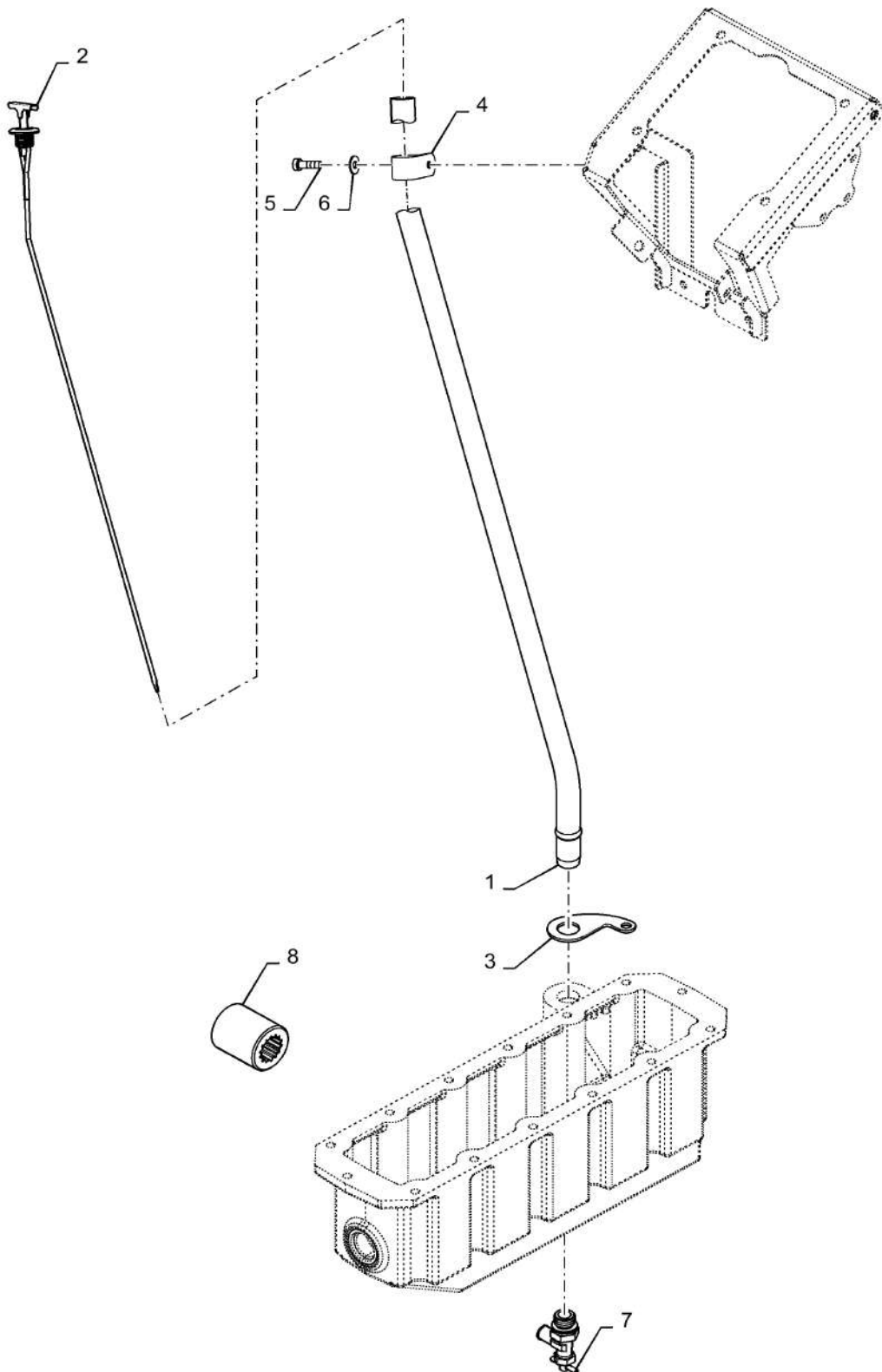
66.260.AU

03

p1

10/201
3

PAN, PTO DIPSTICK ASSEMBLY



66.260.AU

03

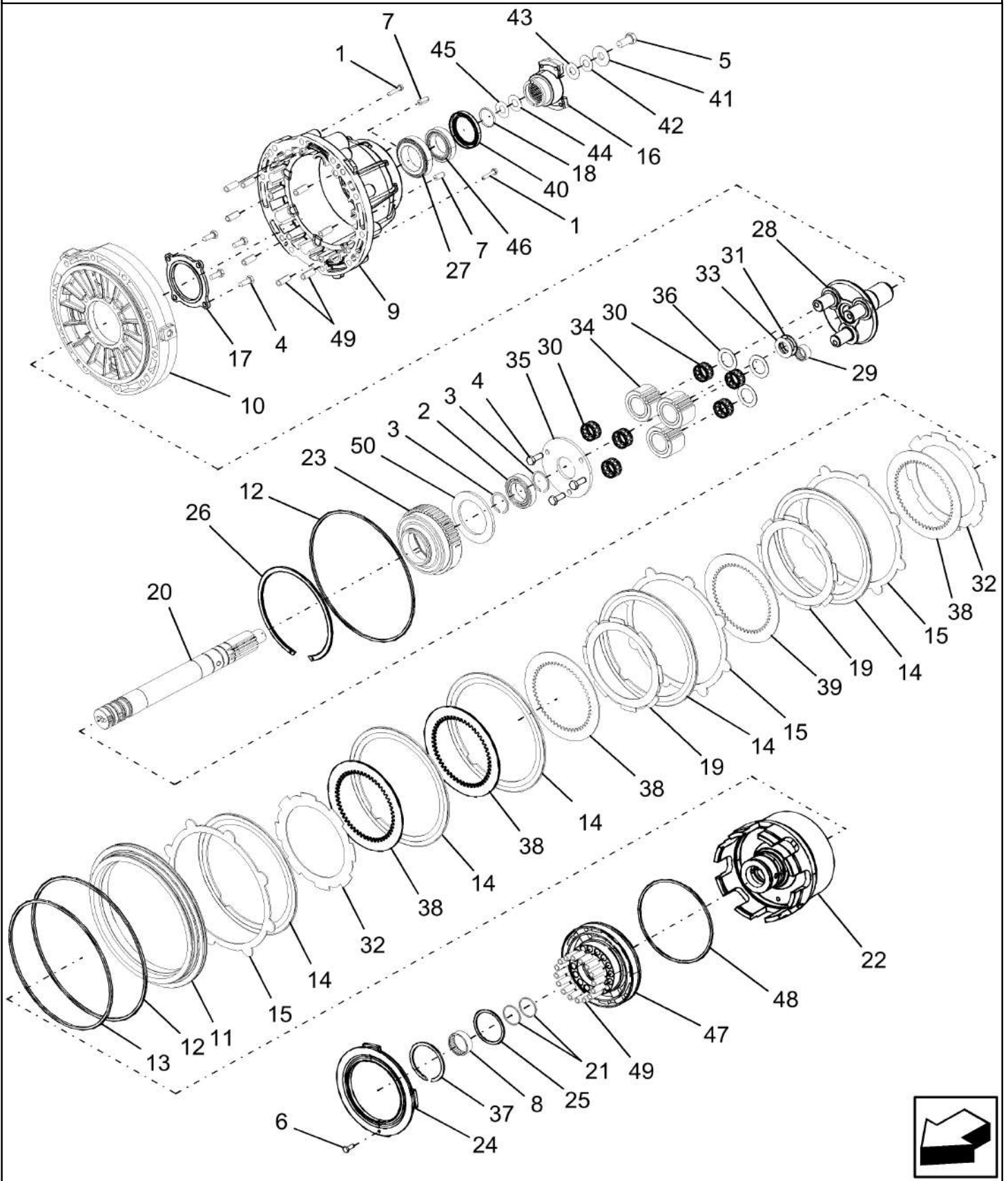
p1

10/201
3

PAN, PTO DIPSTICK ASSEMBLY

REF FN	PART NUMBER	YR/SN	QTY DESCRIPTION
1	84216059		1 RIGID TUBE
2	84216058		1 DIPSTICK
3	84218305		1 BRACKET
4	86625038		1 CLAMP 1", Insul, 1/2" Bolt
5	43127		1 BOLT Hex, M8 x 1.25 x 25mm, Cl 8.8, Full Thd
6	86625263		1 WASHER M8 x 20 x 1.6
7	87485712		1 DRAINCOCK/TAP SUPPLY
8	399972A3		1 HUB
			7230 8230 9230

ROTOR VARIATOR 72/8230



66.320.AS

01

p1

10/201
3**ROTOR VARIATOR 72/8230**

REF FN	PART NUMBER	YR/SN	QTY DESCRIPTION
1	43129		2 BOLT Hex, M8 x 1.25 x 40mm, Cl 8.8
2	A75193		1 BALL BEARING 1.5748" ID x 2.6772" OD x 0.5906"
3	87281477		2 SNAP RING
4	614-10025		7 BOLT Hex, M10 x 1.5 x 25mm, Cl 8.8, Full Thd
5	514-1021		1 BOLT Hex, M16 x 1.5 x 35mm, Cl 10.9, Full Thd
6	614-6010		1 BOLT Hex, M6 x 1 x 10mm, Cl 8.8, Full Thd
7	837-12030		2 DOWEL M12 x 30
8	86996784		1 NEEDLE BEARING
9	87281492		1 HOUSING Front
10	86999536		1 PLATE Center
11	87281427		1 PISTON Reverse
12	87281428		2 RING
13	87281429		1 RING
14	87281430		5 CLUTCH DRIVING PLATE
15	87281431		6 PLATE
16	87281433		1 YOKE
17	87281434		1 RETAINER
18	238-5223		1 O-RING -223, 70 Duro, 1.609" ID x .139" Thk
19	375529A1		4 CLUTCH DISC
20	87675694		1 SHAFT
21	87587474		2 SEALING RING
22	87281443		1 RING GEAR
23	87281445		1 HUB Drive
24	87281446		1 PLATE End
25	87281447		1 RING
26	87281501		1 SNAP RING
27	225805A1		1 BEARING ASSY 60 mm ID x 95 mm OD x 23 mm
28	87640687		1 SHAFT ASSY. Output

7230 8230 9230

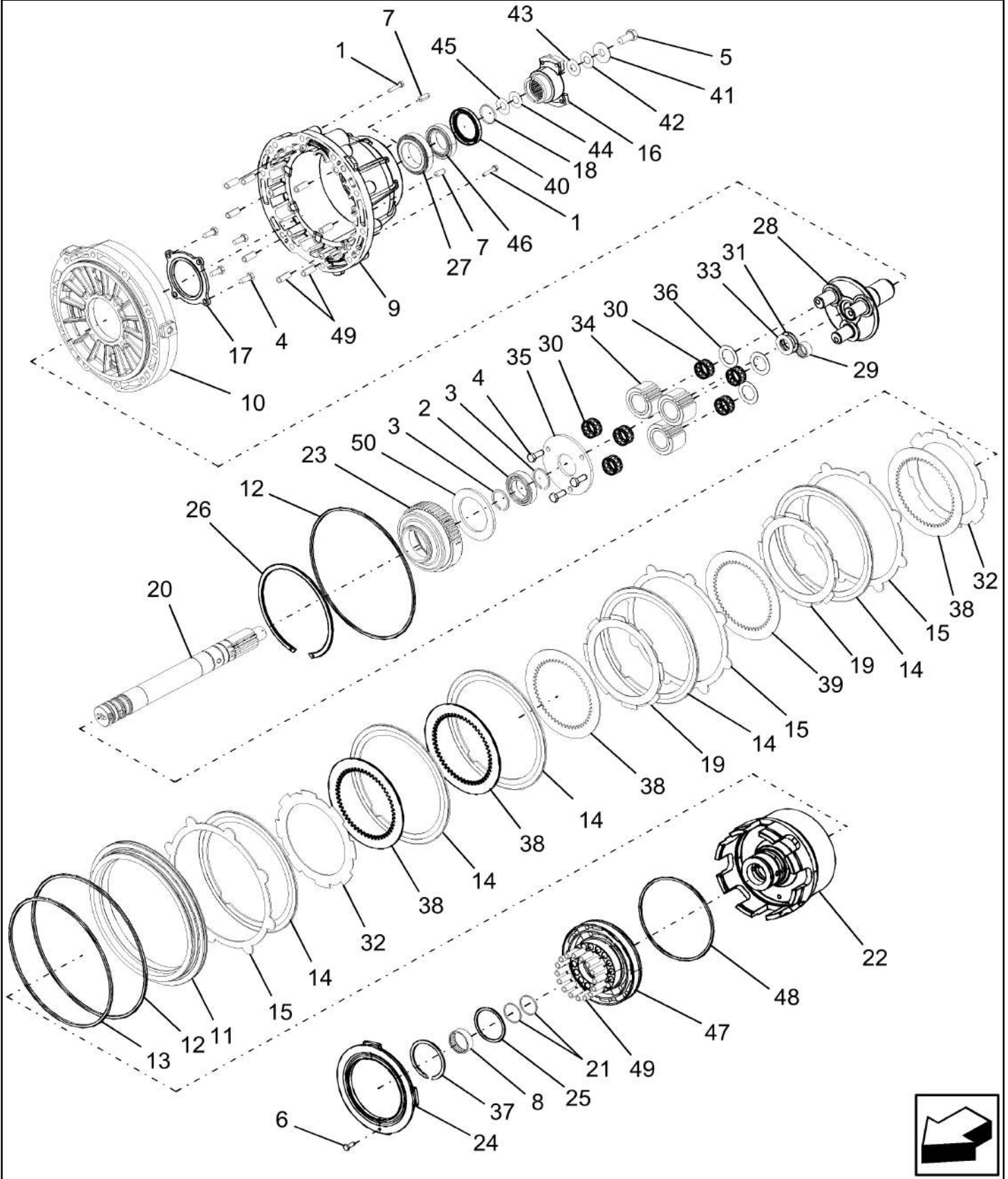
66.320.AS

01

p2

10/201
3

ROTOR VARIATOR 72/8230



66.320.AS

01

p2

10/201
3**ROTOR VARIATOR 72/8230**

REF FN	PART NUMBER	YR/SN	QTY DESCRIPTION
29	87678416		1 NEEDLE BEARING 25 mm ID x 32 mm OD x 16 mm
30	87281504		6 NEEDLE BEARING 32 mm ID x 38 mm OD x 20 mm
31	87281505		1 THRUST BEARING 30 mm ID x 47 mm OD x 2.8 mm
32	375528A1		2 CLUTCH DISC
33	87281507		1 THRUST WASHER
34	87281450		3 PLANETARY GEAR 25 T
35	87281451		1 PLATE WASHER
36	87281508		3 THRUST WASHER
37	428163A1		1 RING, SNAP
38	S2080S00F		AR CLUTCH DISC
39	S2090S00F		AR CLUTCH DISC
40	S8820S00F		1 OIL SEAL
41	S8860S00F		1 THRUST WASHER
42	S9950S00F		AR SHIM .004" Thk (0.10 mm)
43	S9960S00F		AR SHIM .012" Thk (0.30 mm)
44	S9970S00F		AR SHIM .020" Thk (0.51 mm)
45	S9980S00F		AR SHIM .028" Thk (0.7 mm)
46	427662A1		1 TAPERED ROLLER BEARING
47	352833A1		1 PISTON
48	87431391		1 RING
49	352828A1		24 SPRING Return
50	352827A1		1 PLATE

7230 8230 9230

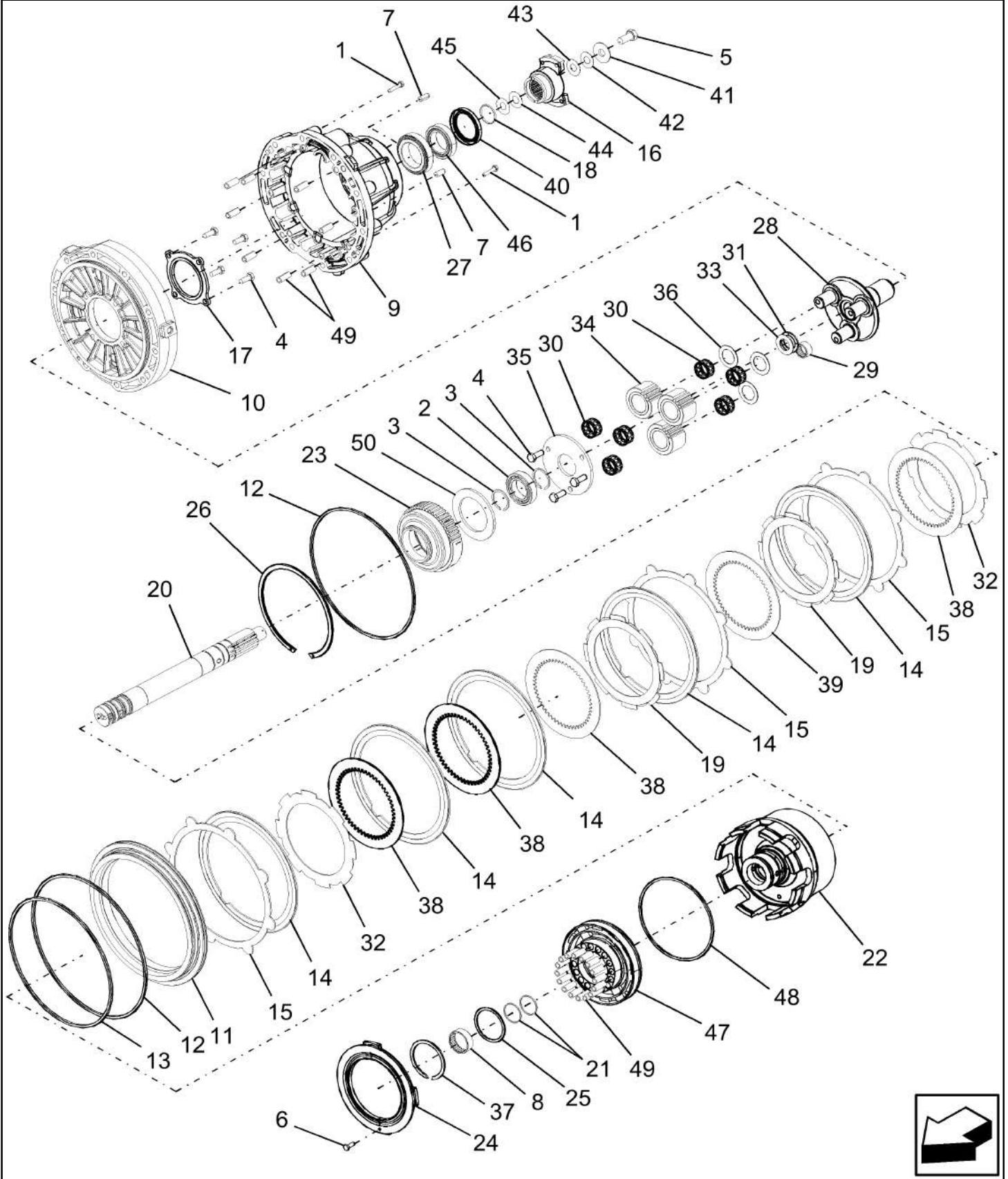
66.320.AS

02

p1

10/201
3

ROTOR VARIATOR - 9230



66.320.AS

02

p1

10/201
3**ROTOR VARIATOR - 9230**

REF FN	PART NUMBER	YR/SN	QTY DESCRIPTION
1	43129		2 BOLT Hex, M8 x 1.25 x 40mm, Cl 8.8
2	A75193		1 BALL BEARING 1.5748" ID x 2.6772" OD x 0.5906"
3	87281477		2 SNAP RING
4	11106231		7 BOLT Hex, M10 x 25, 10.9, Full Thd
5	86637960		1 BOLT Hex, M16 x 1.5 x 35mm, Cl 10.9, Full Thd
6	378056		1 SCREW Hex, M6 x 1 x 10mm, Cl 8.8, Full Thd
7	86978768		2 DOWEL M12 x 30
8	86996784		1 NEEDLE BEARING
9	87281492		1 HOUSING Front
10	86999536		1 PLATE Center
11	87281427		1 PISTON Reverse
12	87281428		2 RING
13	87281429		1 RING
14	87281430		5 CLUTCH DRIVING PLATE
15	87281431		6 PLATE
16	87640688		1 YOKE
17	87281434		1 RETAINER
18	66805		1 O-RING 1.609" ID x 1.887" OD x 0.139"
19	375529A1		4 CLUTCH DISC
20	87640685		1 SHAFT ASSY. Rotor Variator Sun
21	87587474		2 SEALING RING
22	87640686		1 GEAR Ring
23	87281445		1 HUB Drive
24	87281446		1 PLATE End
25	87281447		1 RING
26	87281501		1 SNAP RING
27	225805A1		1 BEARING ASSY 60 mm ID x 95 mm OD x 23 mm
28	87640687		1 SHAFT ASSY. Output

7230 8230 9230

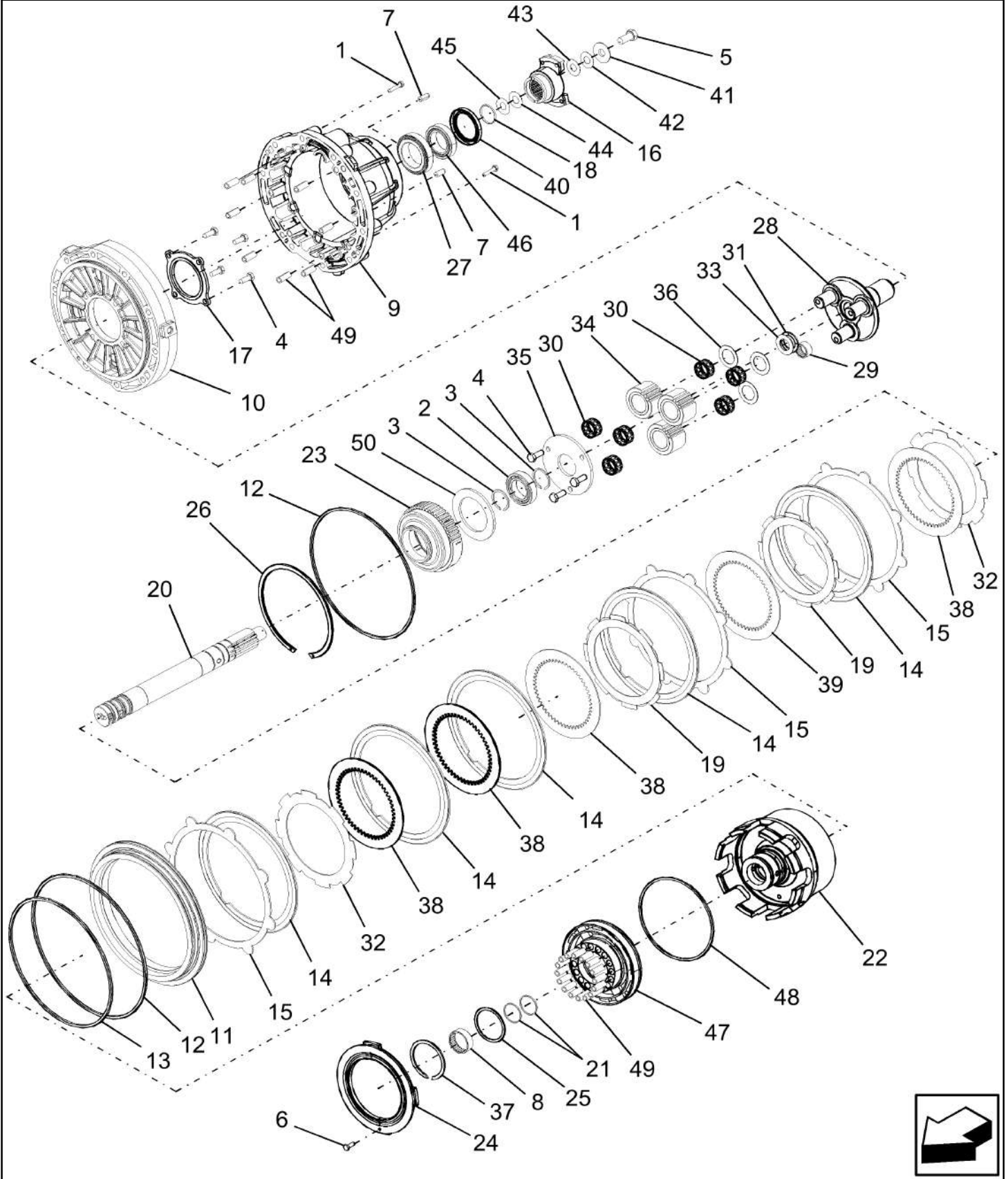
66.320.AS

02

p2

10/201
3

ROTOR VARIATOR - 9230

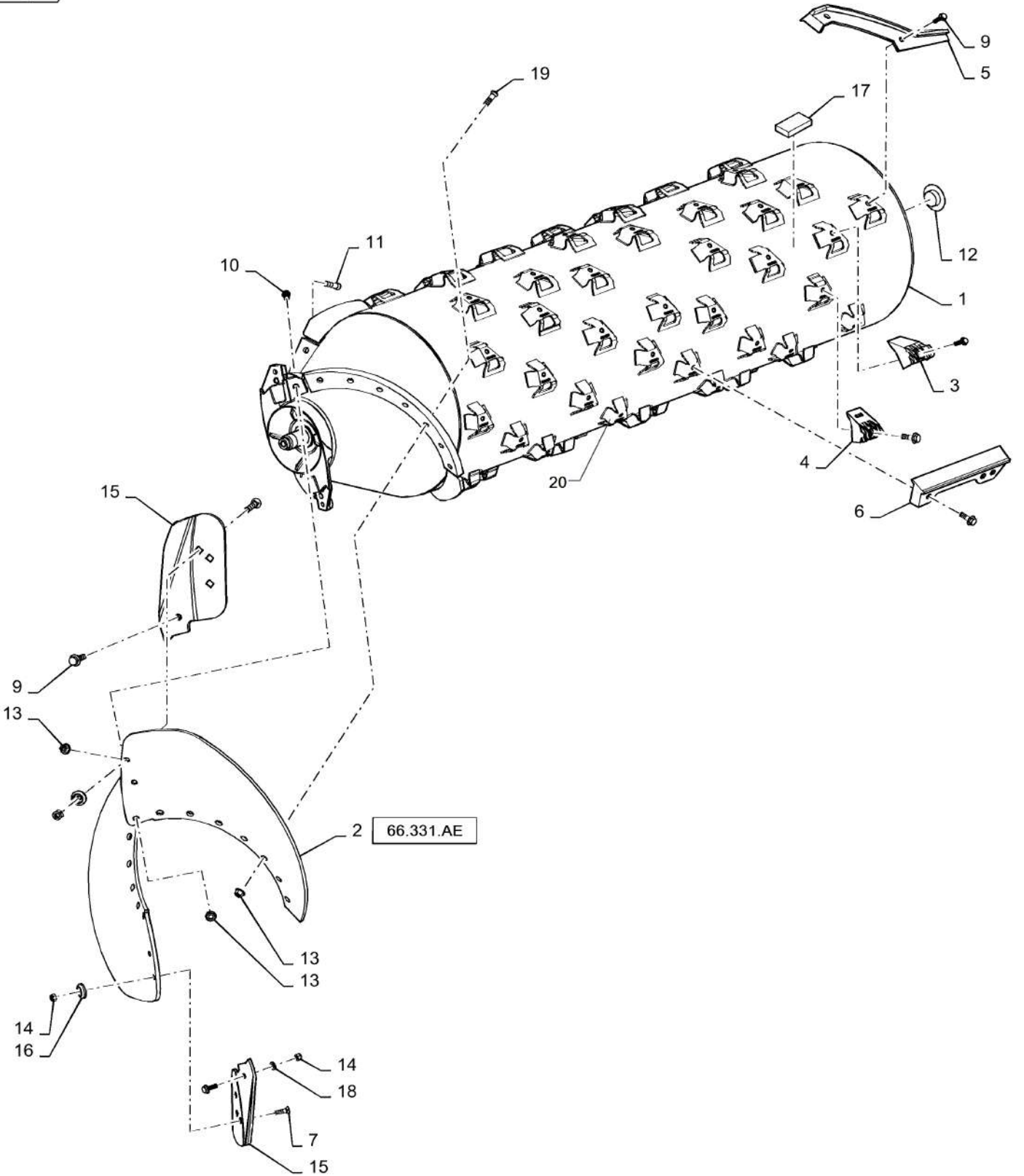


ROTOR VARIATOR - 9230

REF FN	PART NUMBER	YR/SN	QTY DESCRIPTION
29	87678416		1 NEEDLE BEARING 25 mm ID x 32 mm OD x 16 mm
30	87281504		6 NEEDLE BEARING 32 mm ID x 38 mm OD x 20 mm
31	87281505		1 THRUST BEARING 30 mm ID x 47 mm OD x 2.8 mm
32	375528A1		2 CLUTCH DISC
33	87281507		1 THRUST WASHER
34	87281450		3 PLANETARY GEAR 25 T
35	87281451		1 PLATE WASHER
36	87281508		3 THRUST WASHER
37	428163A1		1 RING, SNAP
38	S2080S00F		AR CLUTCH DISC
39	S2090S00F		AR CLUTCH DISC
40	S8820S00F		1 OIL SEAL
41	S8860S00F		1 THRUST WASHER
42	S9950S00F		AR SHIM .004" Thk (0.10 mm)
43	S9960S00F		AR SHIM .012" Thk (0.30 mm)
44	S9970S00F		AR SHIM .020" Thk (0.51 mm)
45	S9980S00F		AR SHIM .028" Thk (0.7 mm)
46	427662A1		1 TAPERED ROLLER BEARING
47	352833A1		1 PISTON
48	87431391		1 RING
49	352828A1		24 SPRING Return
50	352827A1		1 PLATE

7230 8230 9230

ROTOR, LARGE TUBE



66.330.AN

01

p1

10/201
3**ROTOR, LARGE TUBE**

REF FN	PART NUMBER	YR/SN	QTY DESCRIPTION
1	84232195		1 ROTOR Large Tube, 76 Element, Grain, W/ Separator Bars
1	84348713		1 ROTOR Large Tube, 76 Element, RICE
1	84232194		1 ROTOR Large Tube, 76 Element, GRAIN, ABR, W/ Separator Bars
1	84348703		1 ROTOR Large Tube, 76 Element, GRAIN, W/O Separator Bars
1	84348707		1 ROTOR Large Tube, 76E GRAIN, ABR, W/O Separator bars
2	NSS		2 NOT SERVICED SEPARATELY
3	84164540		56 RASP BAR RASP W/O SPIKE, NODULAR IRON, GRAIN W/ SEP BARS ORDER 64 FOR GRAIN W/O SEP BARS
3	278820A5		72 RASP BAR RASP W/ SPIKE EXT WEAR, RICE
3	278821A3		56 RASP BAR RASP W/O SPIKE EXT WEAR, GRAIN ABR ... ORDER 64 FOR GRAIN ABR, W/O SEP BARS.
4	278820A5		8 RASP BAR RASP W/ SPIKE EXT WEAR, GRAIN
5	86992048		2 BAR Straight Bar, Ext Wear W/ RFC Coating, Helical Kicker
5	1327676C1		2 BAR Helical Kicker
6	1318976C1		4 BAR Straight Separator
7	87314103		2 PLOW BOLT
8	86512380		16 FLANGE NUT M16, Flg Ser
9	86981487		AR BOLT Hex, M12 x 35mm, CI 10.9, Full Thd
10	9843611		2 BOLT Hex, M16 x 2 x 55mm, CI 10.9, Full Thd
11	87314103		6 PLOW BOLT
12	87697368		1 PLASTIC PLUG
13	86512380		14 FLANGE NUT M16, Flg Ser
14	412672		6 NUT M12 x 1.75, CI 10

7230 8230 9230

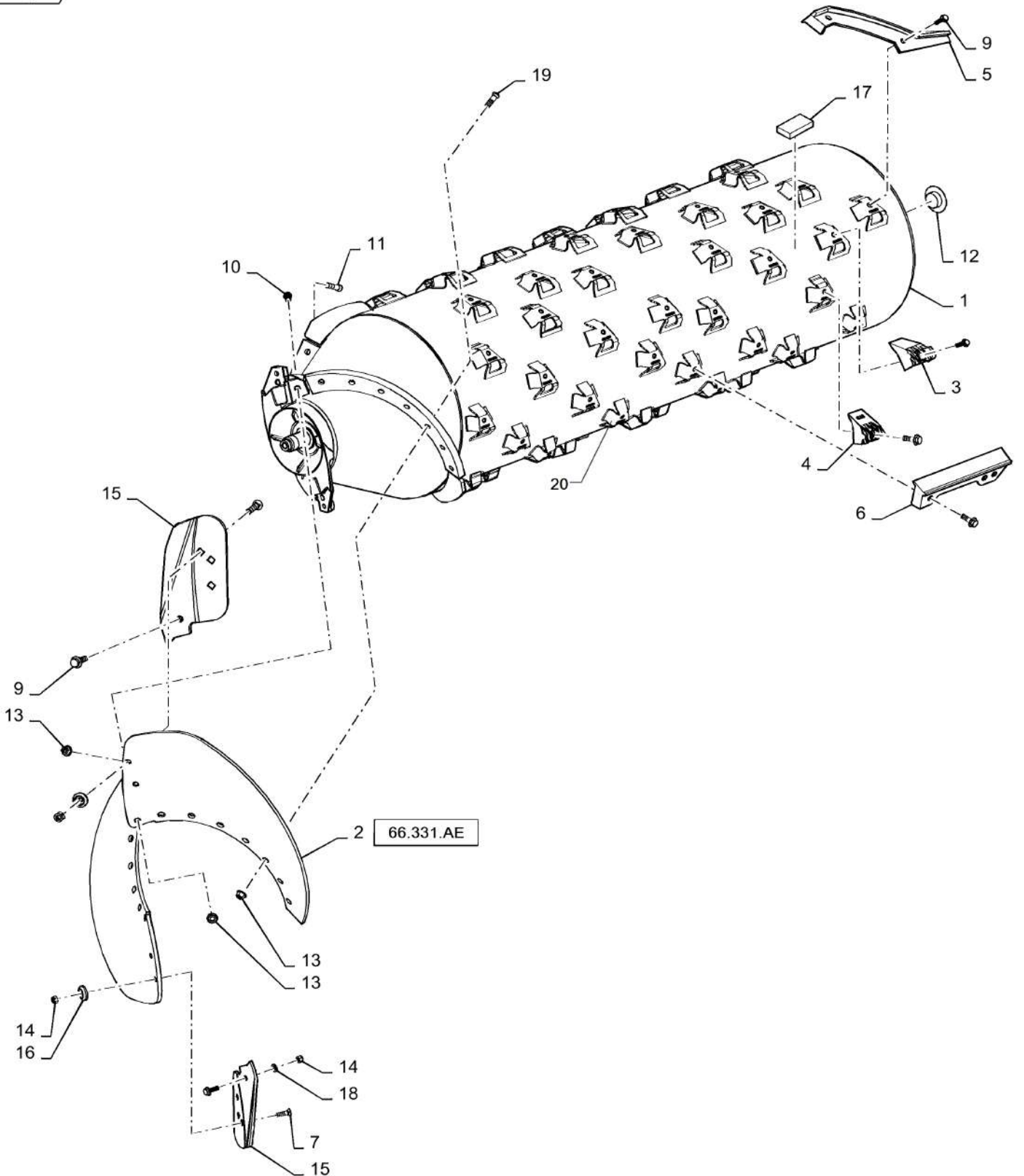
66.330.AN

01

p2

10/201
3

ROTOR, LARGE TUBE



66.330.AN

01

p2

10/201
3

ROTOR, LARGE TUBE

REF FN	PART NUMBER	YR/SN	QTY DESCRIPTION
15	87342923		AR BLADE Wear Plate, Rotor Flighting
16	87315598		4 SHIELD
17	203960H1		3+/- COUNTERWEIGHT
18	86625255		2 WASHER M13.5 x 24.5 x 3, HT
19	87281818		14 SCREW M16 x 2 x 2mm
20	87281664		AR SUPPORT Rasp Bar, Weld On

7230 8230 9230

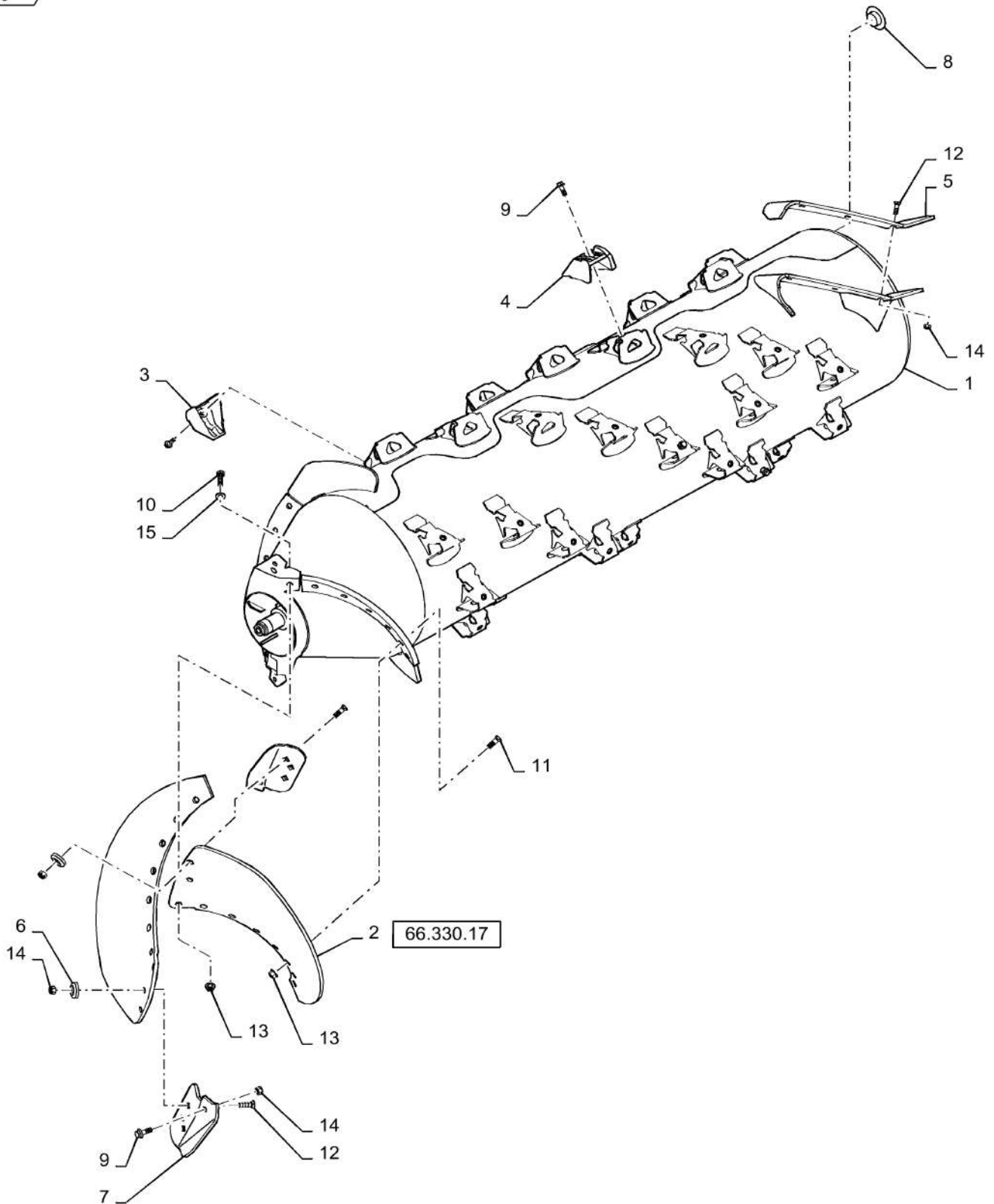
66.330.AN

02

p1

10/201
3

ROTOR, SMALL TUBE



66.330.AN

02

p1

10/201
3**ROTOR, SMALL TUBE**

REF FN	PART NUMBER	YR/SN	QTY DESCRIPTION
1	84510490		1 ROTOR ASSY. Small Tube, 40 Element, GRAIN, ABR
1	87723898		1 ROTOR ASSY. Small Tube, 36 Element, RICE, ABR
1	87620394		1 ROTOR ASSY. Small Tube, 36 Element, GRAIN, ABR
1	87608738		1 ROTOR ASSY. Small Tube, 40 Element, RICE, ABR
2	NSS		2 NOT SERVICED SEPARATELY
3	87368807		32 RASP BAR Extended Wear W/O Spike, Small Tube 40 Element GRAIN, Abrasive ... Order 28 For Small Tube 36 Element, 28 Degree
4	87368806		8 RASP BAR Spiked, Hardened Order 36 For Small Tube 36 Element, RICE, Abrasive Order 40 For Small Tube, 40 Element , RICE, Abrasive
5	87396383		2 PLATE ASSY. Helical Kicker
6	87315598		4 SHIELD
7	87342923		2 BLADE
8	87697368		1 PLASTIC PLUG
9	86981487		42 BOLT Hex, M12 x 35mm, CI 10.9, Full Thd
10	9843611		2 BOLT Hex, M16 x 2 x 55mm, CI 10.9, Full Thd
11	87394282		12 PLOW BOLT
12	87314103		10 PLOW BOLT
13	86512380		14 FLANGE NUT M16, Flg Ser
14	412672		12 NUT M12 x 1.75, CI 10
15	86625255		2 WASHER M13.5 x 24.5 x 3, HT

7230 8230 9230

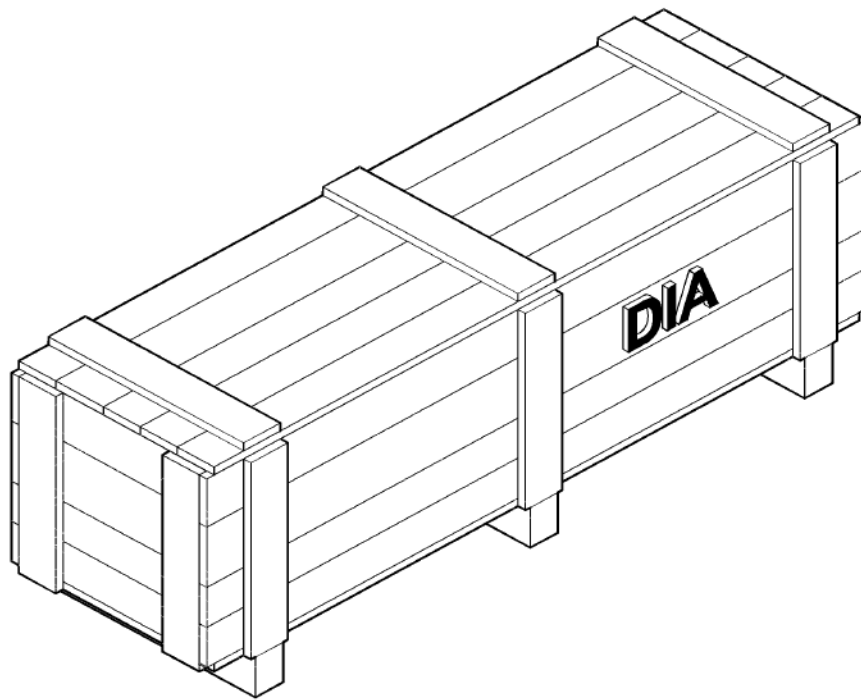
66.330.AN

03

p1

10/201
3

RASP BARS/STRAIGHT BARS- LARGE TUBE ROTORS



66.330.AN

03

p1

10/201
3

RASP BARS/STRAIGHT BARS- LARGE TUBE ROTORS

REF FN	PART NUMBER	YR/SN	QTY DESCRIPTION
	87745163		1 ROTOR ASSY. Standard Wear Rotor, Grain/Corn
	84164540		64 RASP BAR Standard Wear, W/O Spike, Grain/Corn
	278820A5		8 RASP BAR Extended Wear, W/ Spike, Grain/Corn
	1327676C1		2 BAR Standard Wear, Helical Kicker, Grain/Corn
	87745154		1 ROTOR ASSY. Extended Wear Rotor, Grain/Corn
	278821A3		64 RASP BAR Extended Wear, W/O Spike, Grain/Corn
	278820A5		8 RASP BAR Extended Wear, W/ Spike, Grain/Corn
	86992048		2 BAR Extended Wearm Helical Kicker, Grain/Corn
			7230 8230 9230

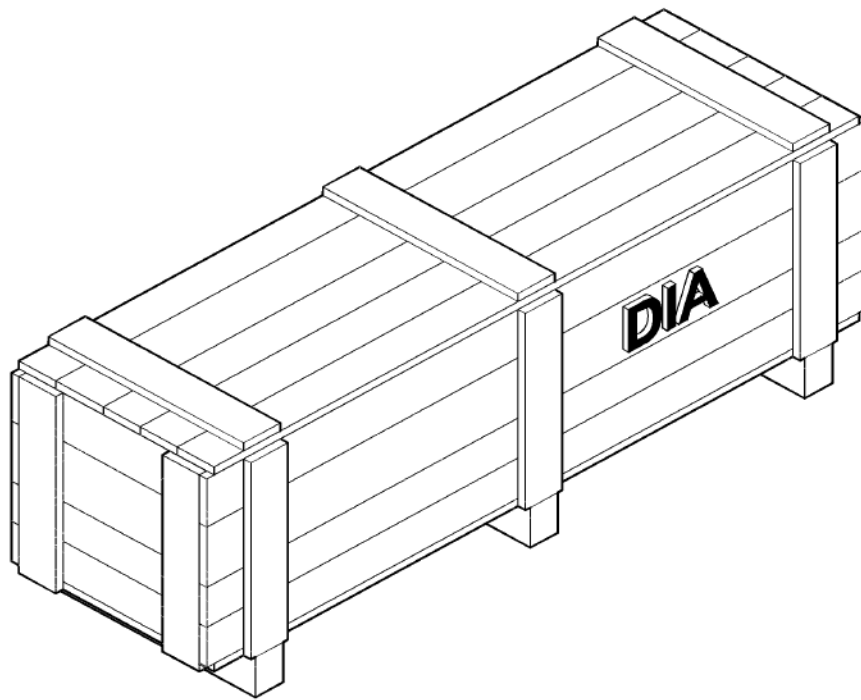
66.330.AN

04

p1

10/201
3

RASP BARS/STRAIGHT BARS- SMALL TUBE ROTORS



66.330.AN

04

p1

10/201
3**RASP BARS/STRAIGHT BARS- SMALL TUBE ROTORS**

REF FN	PART NUMBER	YR/SN	QTY DESCRIPTION
	87620394		1 ROTOR ASSY. Extended Wear, Grain/Corn, Small Tube
	87368807		28 RASP BAR 28 Degree, Extended Wear Non-Spike, For 20 Series And 230 Series, Grain/Corn
	87368806		8 RASP BAR 28 Degree, Extended Wear W/ Spike, For 20 Series And 230 Series, Grain/Corn
1	87396383		2 PLATE ASSY. Extended Wear, Helical Kicker
	87723898		1 ROTOR ASSY. Extended Wear Rice Rotor
	87368806		36 RASP BAR Extended Wear, W/ Spike, 28 Degree, Rice
	87368807		32 RASP BAR 28 Degree, Extended Wear Non-Spike, For 20 Series And 230 Series, Grain/Corn
	87368806		8 RASP BAR 28 Degree, Extended Wear W/ Spike, For 20 Series And 230 Series, Grain/Corn
	87396383		2 PLATE ASSY. Extended Wear, Helical Kicker
(1)	Corn Kit On 36 Element Rotor (Apply Over Concaves)/Corn Performance Kit		

7230 8230 9230

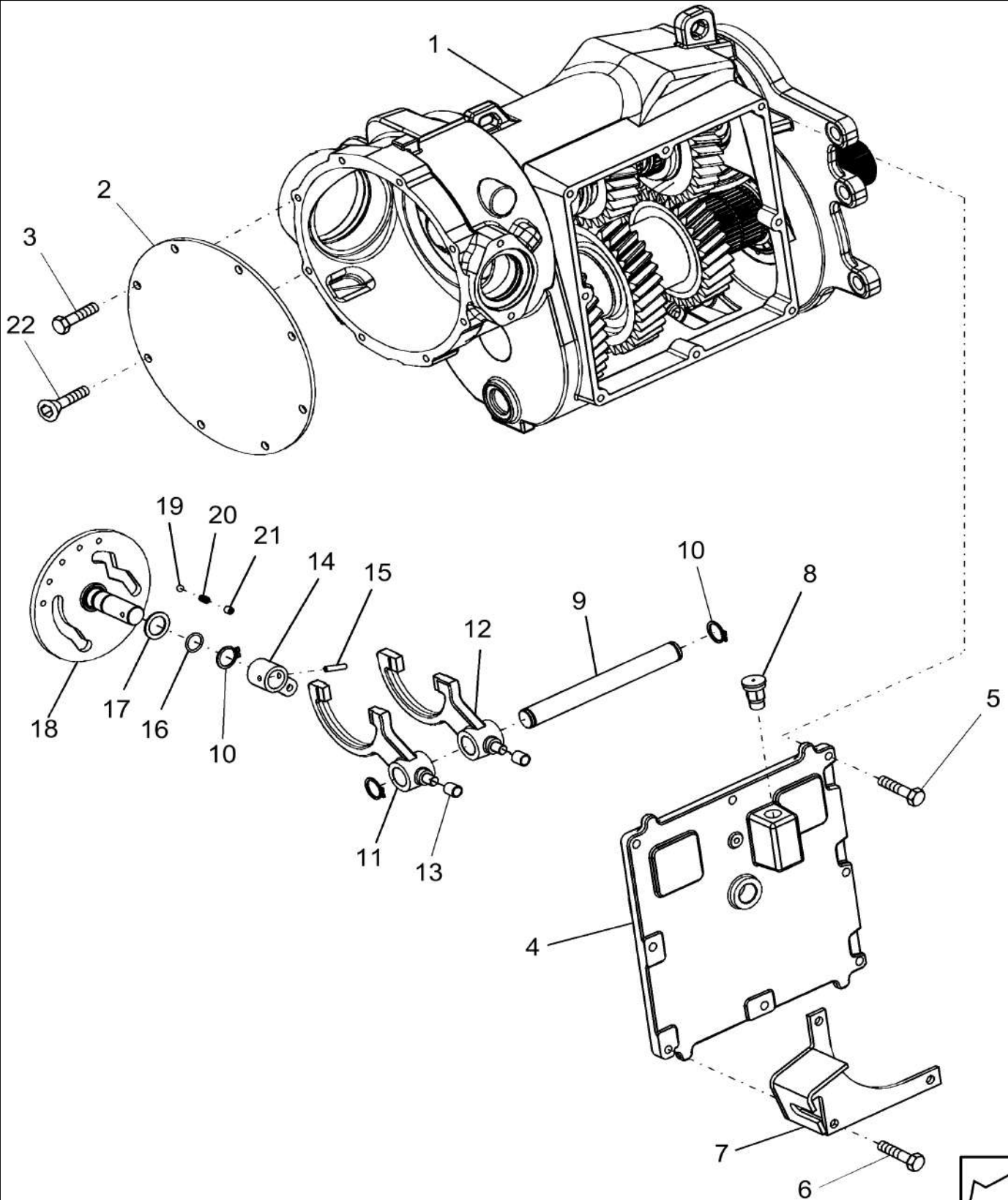
66.331.AB

01

p1

10/201
3

SHIFTING COMPONENTS, ROTOR GEARBOX



66.331.AB

01

p1

10/201
3**SHIFTING COMPONENTS, ROTOR GEARBOX**

REF FN	PART NUMBER	YR/SN	QTY DESCRIPTION
1	87282569		1 HOUSING
2	87673484		1 COVER Rear
3	87015732		7 BOLT Hex, M10 x 20mm, Cl 10.9, Full Thd
4	87280566		1 COVER Side
5	87015733		5 BOLT
6	87015734		3 BOLT
7	87280961		1 BRACKET Shift Cable
8	87283549		1 BREATHER
9	87280505		1 SHIFT RAIL
10	800-5125		3 CIRCLIP M25, Ext
11	87280503		1 SHIFTER FORK
12	87281245		1 SHIFTER FORK 2ND & 3RD Gear
13	87281117		2 BUSHING
14	87280568		1 LEVER
15	86979985		1 PIN M6 x 30, Coiled
16	14457580		1 O-RING 0.799" ID x 1.005" OD x 0.103", Cl 5
17	87034239		1 WASHER
18	87719018		1 PLATE ASSY. Shift
19	86642304		1 BALL 5/16" Dia
20	87281285		1 SPRING Compression
21	878-10810		1 SET SCREW Hex Soc, M8 x 10 Cup Pt
22	725583		1 HEX SOC SCREW Hex Soc Flat Hd, M10 x 20, 8.8
			7230 8230 9230

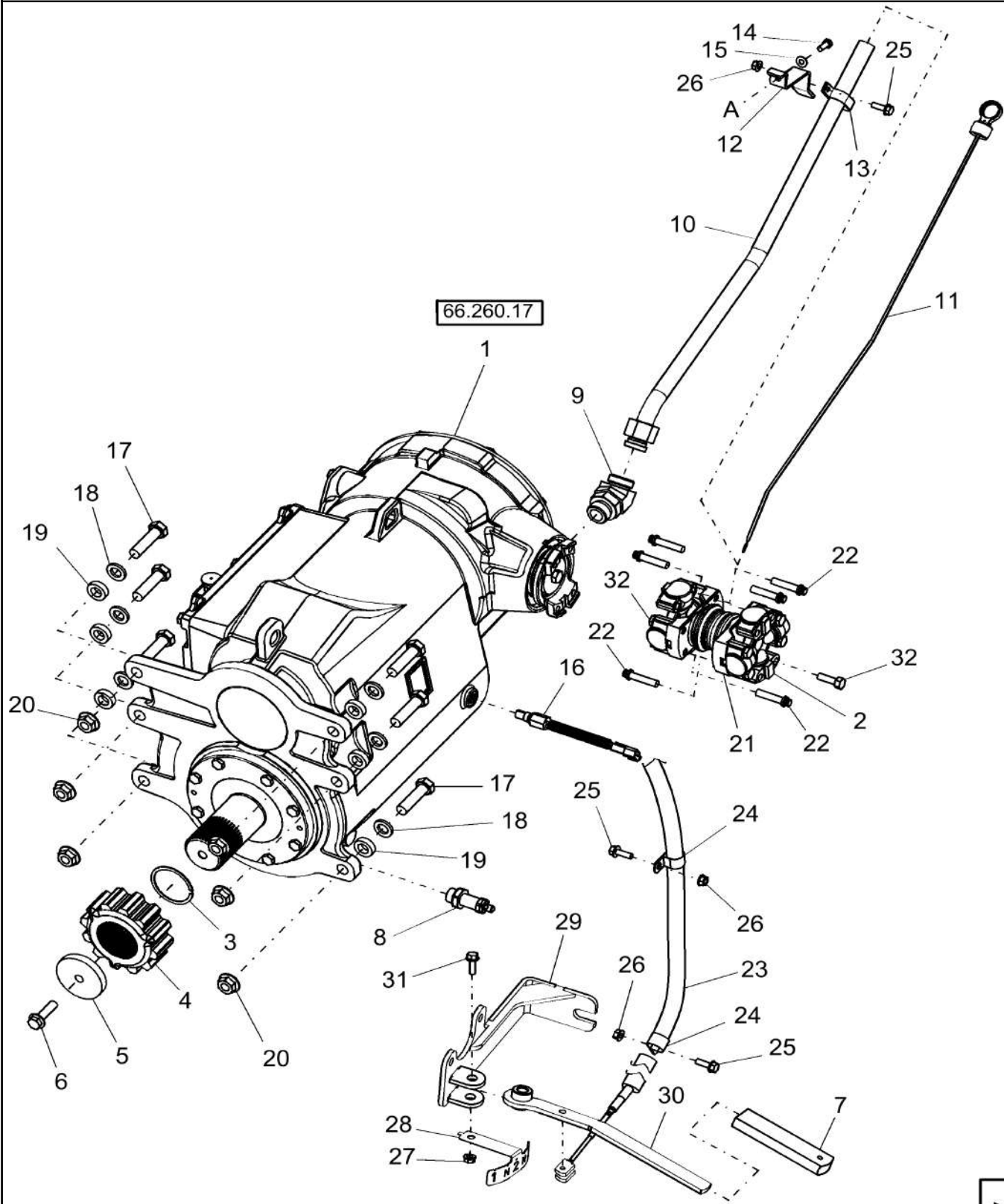
66.331.AB

02

p1

10/201
3

GEARBOX, ROTOR - 3 SPEED



66.331.AB

02

p1

10/201
3**GEARBOX, ROTOR - 3 SPEED**

REF FN	PART NUMBER	YR/SN	QTY DESCRIPTION
1	87696391		1 GEARBOX ASSY Rotor, Three Speed, 72/8230 Only
1	87696391R		1 GEARBOX For N.A. only
1	87696391C		1 CORE-TRANSMISSION Return number - For N.A. only
1	87687514		1 GEARBOX ASSY Rotor, Three Speed 9230 Only
1	87687513R		AR REMAN-ROTOR ASSY Remanufactured Rotor Drive; For N.A. only
1	87687513C		AR CORE-ROTOR Return Number GEARBOX ASSY, AF ROTOR 3 SPD (HD) - For N.A. Only
2	258854A2		2 U-JOINT SPIDER 72/8230 Only
2	259076A2		2 U-JOINT SPIDER 9230 Only
3	87016255		1 SNAP RING #250, 2.356, Ext
4	86980985		1 COUPLING Center Rotor, Inner
5	87000091		1 WASHER
6	87018388		1 BOLT Hvy Hex, M12 x 45mm, CI 10.9
7	357545		1 HANDLE GRIP
8	87485712		1 DRAINCOCK/TAP SUPPLY
9	86639054		1 ELBOW 45°, 1 7/16"-12 ORFS x M33 x 2 ORB 45?
10	87553424		1 TUBE 1" OD Rotor Gearbox Dipstick
11	84153776		1 DIPSTICK
12	87106209		1 BRACKET 82/9230 Only
13	600427		1 CLAMP
14	120104		1 BOLT Hex, M8 x 1.25 x 20mm, CI 8.8, Full Thd
15	322358		1 BELLEVILLE WASHER M8
16	87105603		1 SENSOR Feeder Speed
17	87017895		6 BOLT Hex, M16 x 60mm, CI 10.9, Full Thd
18	86625266		6 WASHER M17.5 x 30 x 4, HT
19	87106105		6 SPACER
			7230 8230 9230

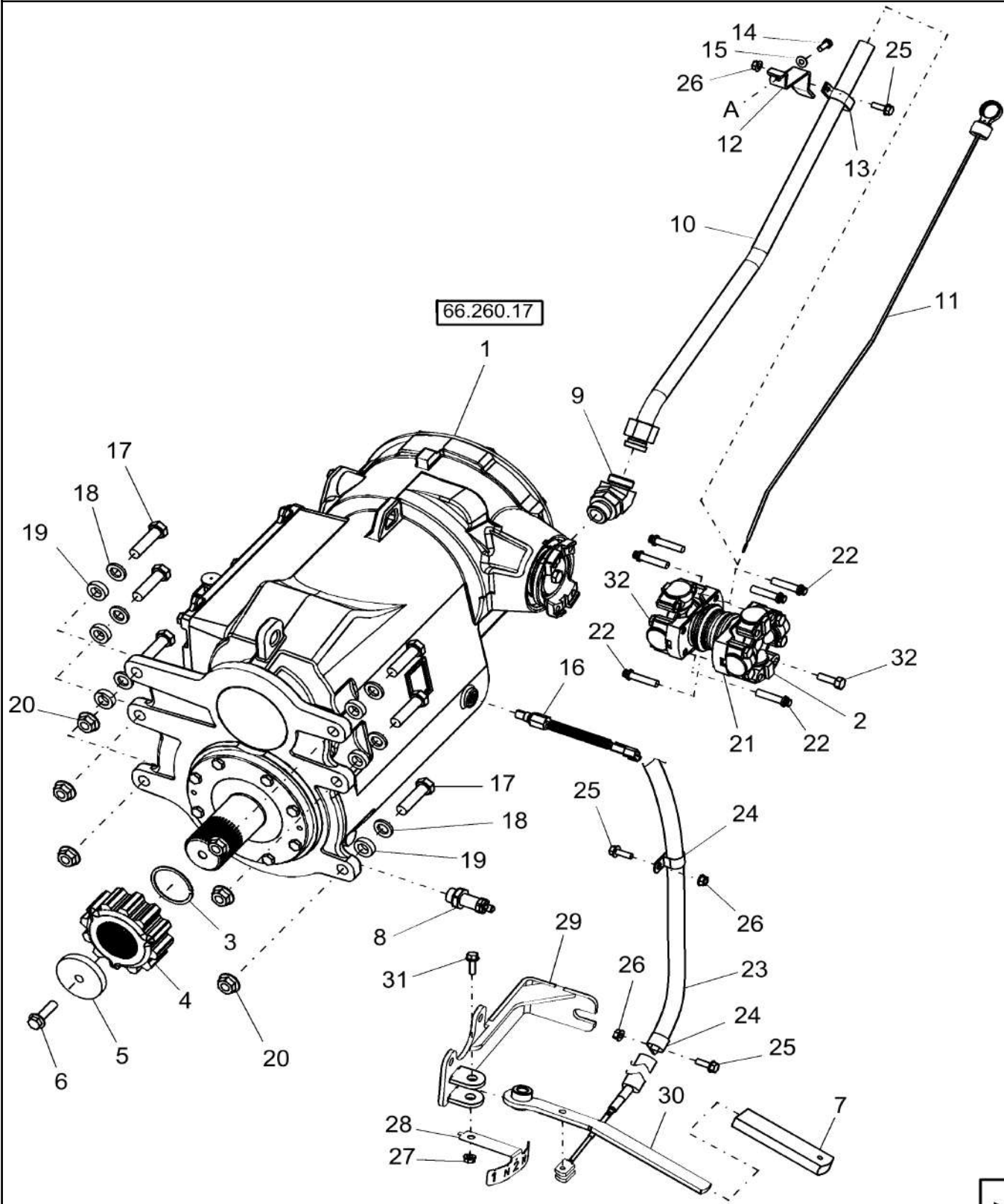
66.331.AB

02

p2

10/201
3

GEARBOX, ROTOR - 3 SPEED



66.331.AB

02

p2

10/201
3**GEARBOX, ROTOR - 3 SPEED**

REF FN	PART NUMBER	YR/SN	QTY DESCRIPTION
20	86981464		6 FLANGE NUT M16 x 2, Flg, CI 10
21	87109129		1 DRIVE SHAFT Includes Ref 2 & 32, As Indicated, 72/8230 Only
21	87655130		1 SHAFT Includes Ref 2 & 32, As Indicated, 9230 Only
22	87017891		8 12 PT SCREW M10 x 45mm, Class 12.9
23	86998008		1 CABLE
24	9827902		2 CLAMP 1", Insul, 3/8" Bolt
25	844-8025		3 BOLT Hvy Hex, M8 x 25mm, CI 8.8
26	9804277		3 FLANGE NUT Hex Flg, M8, 1.25 Pitch, Gr 8
27	412126		1 NUT M12 x 1.75, CI 8
28	87106667		1 INDICATOR Gear
29	87107830		1 BRACKET Shift Cable
30	87107827		1 LEVER Shift
31	9706693		1 BOLT Hex, M12 x 1.75 x 60mm, CI 8.8
32	87015535		8 BOLT Hex, M10 x 45mm, CI 10.9
			7230 8230 9230

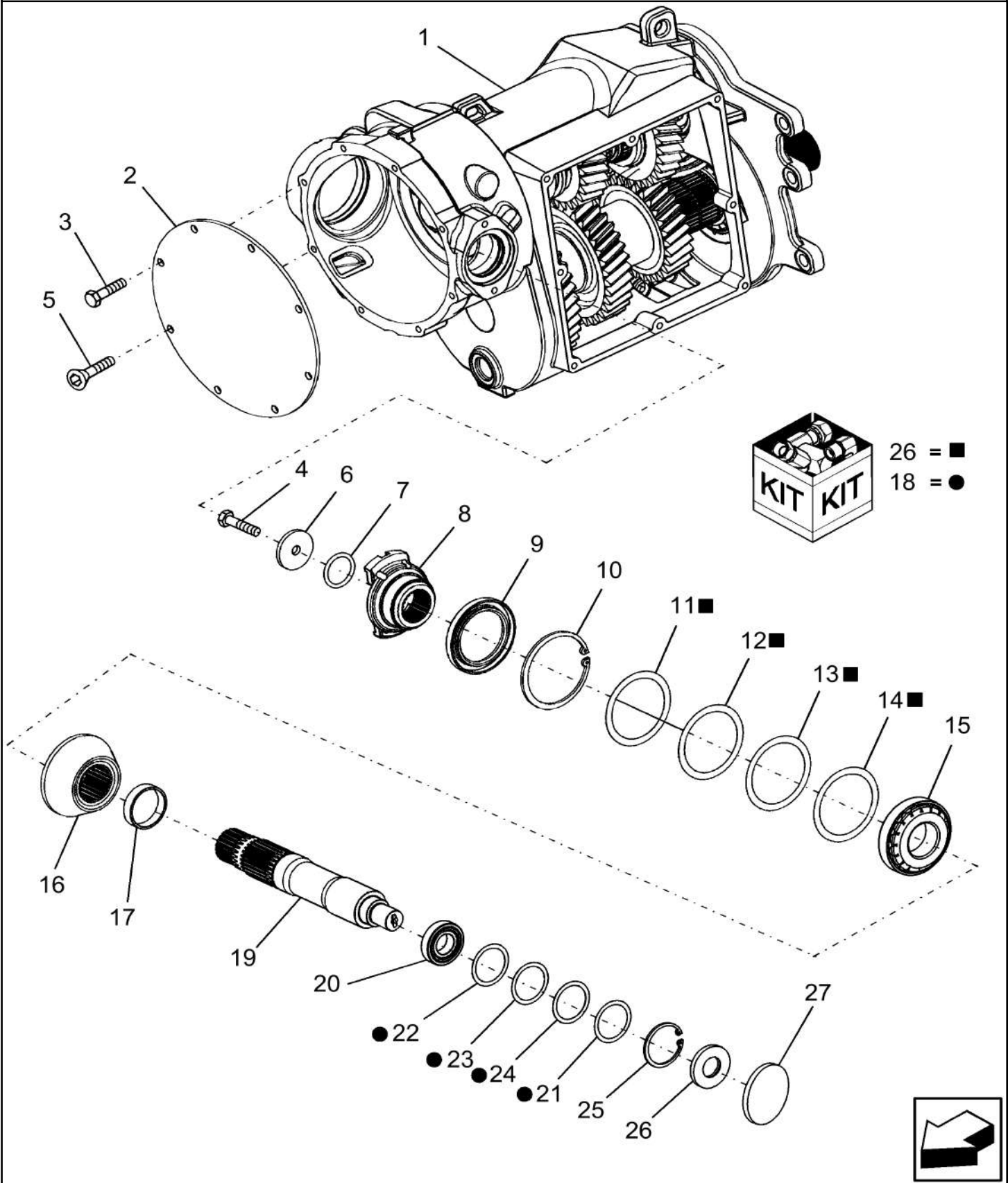
66.331.AB

03

p1

10/201
3

INPUT SHAFT & GEARS, ROTOR GEARBOX



INPUT SHAFT & GEARS, ROTOR GEARBOX

REF FN	PART NUMBER	YR/SN	QTY DESCRIPTION
1	87282569		1 HOUSING
2	87673484		1 COVER Rear
3	628-10020		7 BOLT Hex, M10 x 1.5 x 20mm, CI 10.9, Full Thd
4	87015736		1 BOLT Hex, M12 x 30mm, CI 10.9, Full Thd
5	725583		1 HEX SOC SCREW Hex Soc Flat Hd, M10 x 20, 8.8
6	86975743		1 WASHER Shaker Drive
7	104258		1 O-RING 1.6" ID x 2.02" OD x 0.21"
8 1	87280573		1 YOKE Input Shaft
8 2	87657887		1 YOKE Input Shaft
9	87280576		1 OIL SEAL 75 x 110 x 13
9	84192176		1 OIL SEAL 75 x 110 x 12, replaces 87280576
10	301652		1 SNAP RING M110, Int Retaining, Internal
11	87033537		1 SHIM 0.5
12	87033536		1 SHIM 0.3
13	87033535		1 SHIM 0.15
14	87033534		1 SHIM 0.10
15	87280574		1 BEARING ASSY 50 mm ID x 110 mm OD x 29.25 mm
16	87688722		1 GEAR SET Bevel
17	87280577		1 SPACER
18	87281004		1 SHIM KIT
19	87684709		1 SHAFT
20	87280575		1 BEARING ASSY 30 mm ID x 62 mm OD x 17.25 mm
21	87025487		1 SHIM M50 ID x 62 OD x .1 Thk 0.10
22	87033533		1 SHIM 0.15
23	87025488		1 SHIM M50 ID x 62 OD x .3 Thk 0.30

(1) 7120 & 8120 Only

(2) 9120 Only

7230 8230 9230

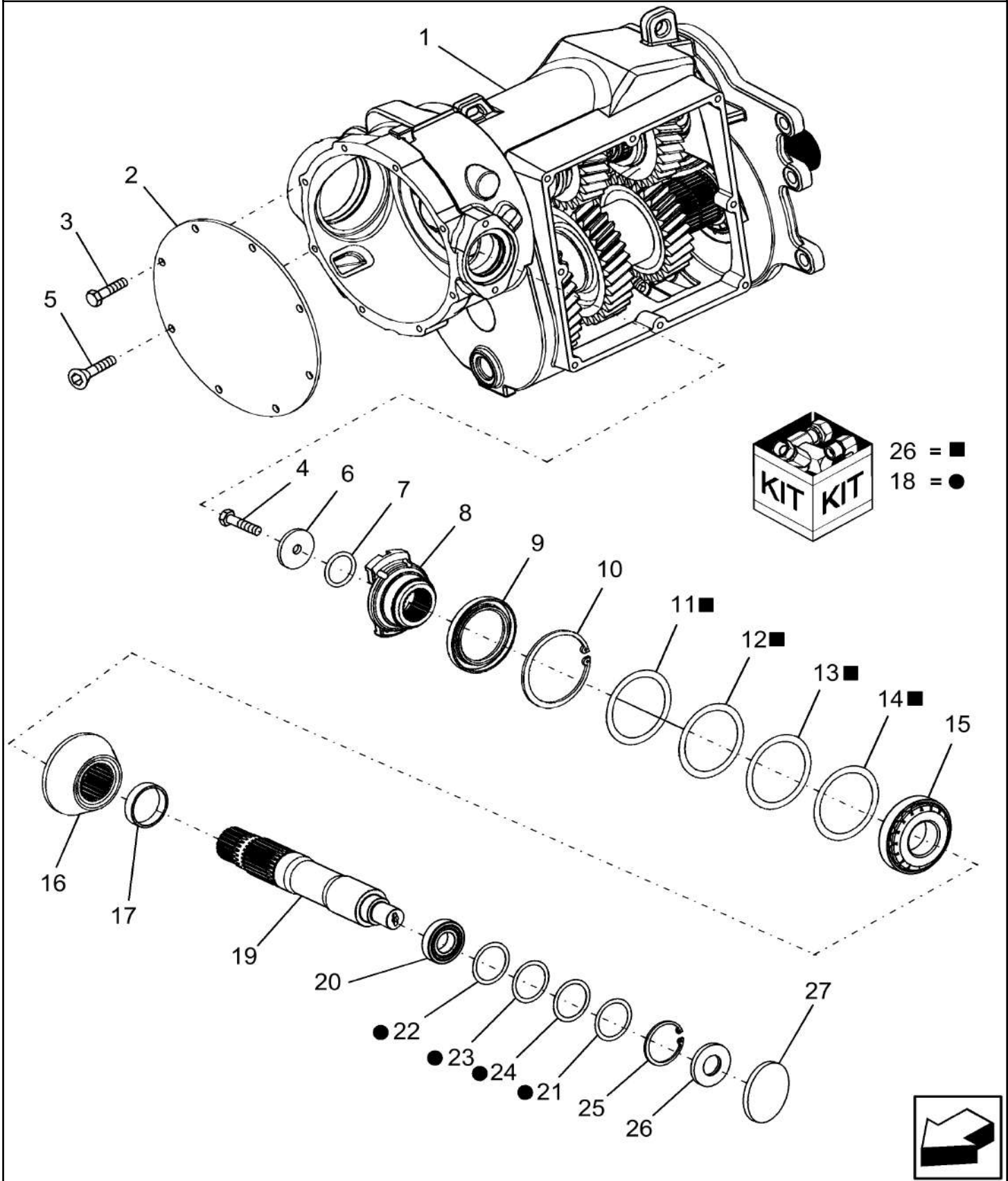
66.331.AB

03

p2

10/201
3

INPUT SHAFT & GEARS, ROTOR GEARBOX



66.331.AB

03

p2

10/201
3

INPUT SHAFT & GEARS, ROTOR GEARBOX

REF FN	PART NUMBER	YR/SN	QTY DESCRIPTION
24	87025489		1 SHIM M50 ID x 62 OD x .5 Thk 0.50
25	87040216		1 SNAP RING M62, int
26	87281005		AR SHIM KIT
27	87280587		AR PLUG Cover
			7230 8230 9230

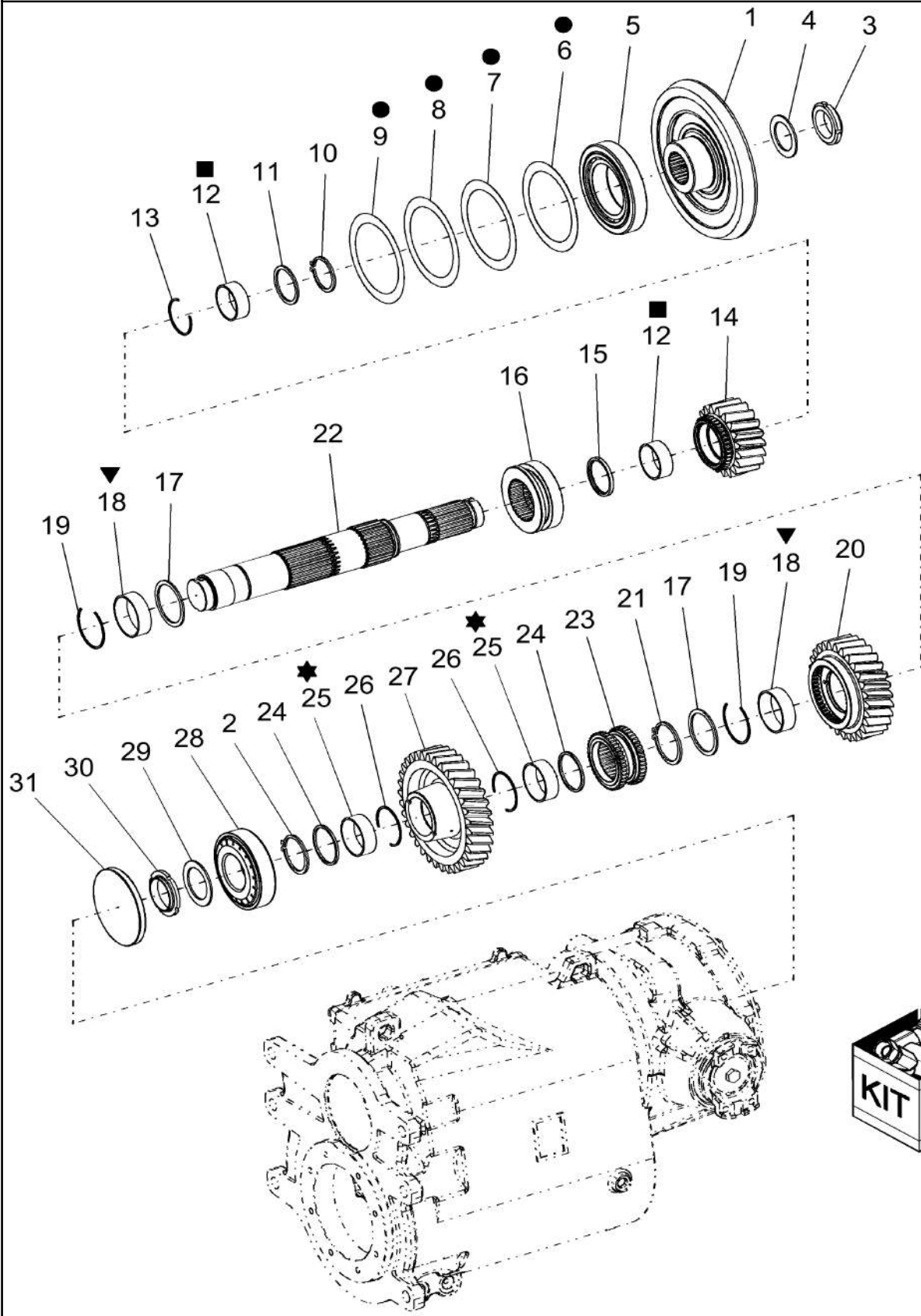
66.331.AB

04

p1

10/201
3

TRANSFER SHAFT & GEARS, ROTOR GEARBOX



- 32 = ●
- 33 = ■
- 34 = ▼
- 35 = ★



66.331.AB

04

p1

10/201
3**TRANSFER SHAFT & GEARS, ROTOR GEARBOX**

REF FN	PART NUMBER	YR/SN	QTY DESCRIPTION
1	87688722		1 GEAR SET Bevel
2	800-5155		2 SNAP RING M55, Ext, Hvy Retaining, External
3	87031062		1 BEARING LOCK NUT M45 x 1.5 Stake
4	87281243		1 THRUST WASHER
5	87280579		1 BEARING ASSY 80 mm ID x 140 mm OD x 22 mm
6	87033548		1 SHIM 0.50
7	87033546		1 SHIM 0.30
8	87033545		1 SHIM 0.15
9	87033544		1 SHIM 0.10
10	800-5155		1 SNAP RING M55, Ext, Hvy
11	87684703		1 THRUST WASHER
12	87280994		2 NEEDLE BEARING 55 mm ID x 60 mm OD x 20 mm
13	87280998		2 SNAP RING
14	87684701		1 GEAR Driver
15	87684704		1 THRUST WASHER
16	87282384		1 COLLAR Shift, 1st Gear
17	87282385		2 THRUST WASHER
18	87280992		2 NEEDLE BEARING 60 mm ID x 65 mm OD x 20 mm
19	87280999		2 SNAP RING
20	87282386		1 GEAR 2nd, 28T
21	86625143		1 RING Snap, External
22	87684680		1 SHAFT Intermediate
23	87280583		1 COLLAR Shift, 2nd & 3rd Gear
24	87282496		2 THRUST WASHER
25	87280994		2 NEEDLE BEARING 55 mm ID x 60 mm OD x 20 mm
26	87280998		2 SNAP RING Internal
27	87684677		1 GEAR 3rd, 34T
28	86509784		1 BEARING ASSY
29	87031063		1 THRUST WASHER

7230 8230 9230

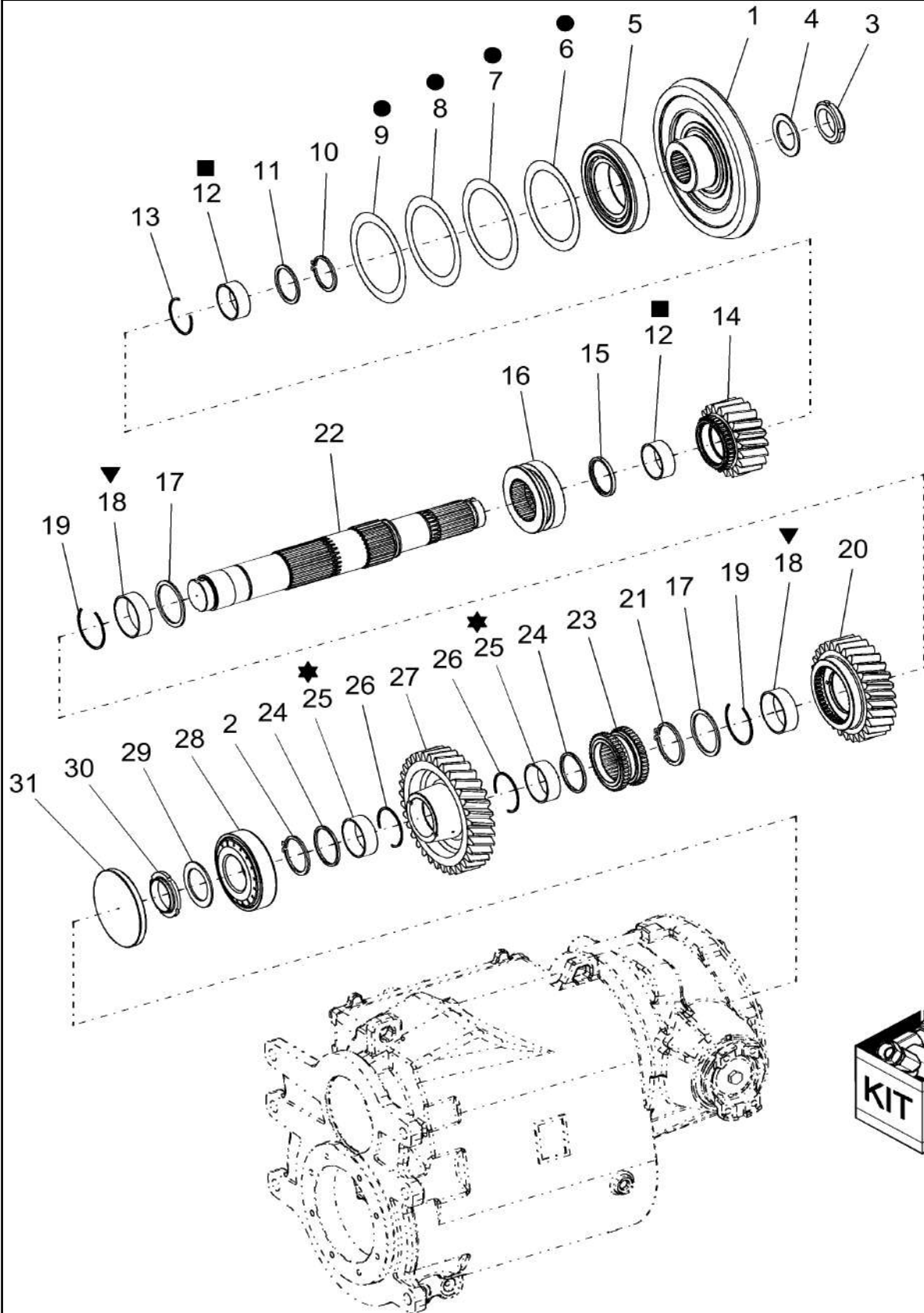
66.331.AB

04

p2

10/201
3

TRANSFER SHAFT & GEARS, ROTOR GEARBOX



66.331.AB

04

p2

10/201
3**TRANSFER SHAFT & GEARS, ROTOR GEARBOX**

REF FN	PART NUMBER	YR/SN	QTY DESCRIPTION
30	87020897		1 BEARING LOCK NUT M50 x 1.5 Stake
31	375413A1		1 CAP Cover
32	87743037		1 SHIM KIT
33	87282441		1 NEEDLE BEARING 55 mm ID x 60 mm OD x 20 mm
34	87282440		1 NEEDLE BEARING 60 mm ID x 65 mm OD x 20 mm
35	87282441		1 NEEDLE BEARING 55 mm ID x 60 mm OD x 20 mm

7230 8230 9230

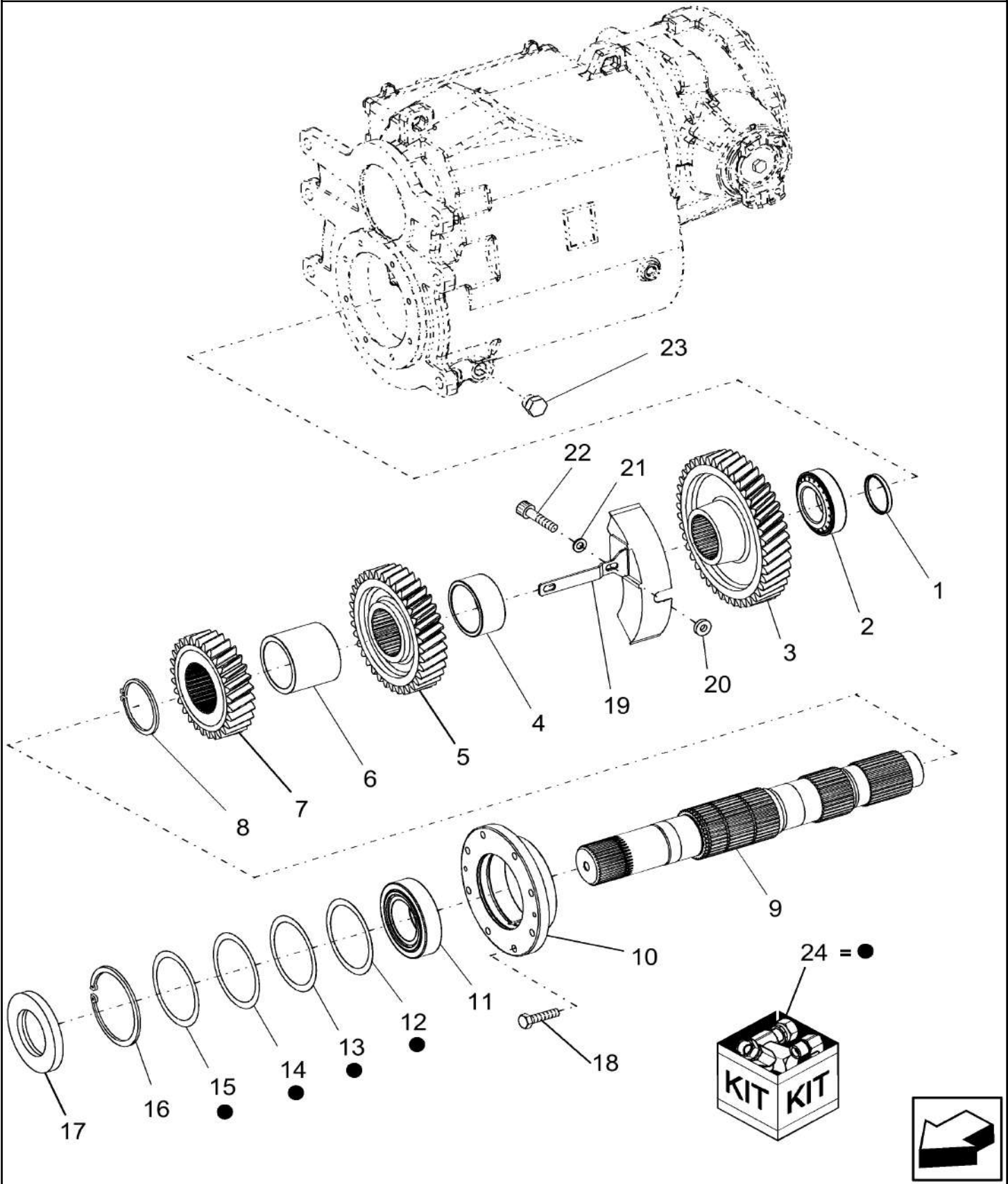
66.331.AB

05

p1

10/201
3

OUTPUT SHAFT & GEARS, ROTOR GEARBOX



66.331.AB

05

p1

10/201
3**OUTPUT SHAFT & GEARS, ROTOR GEARBOX**

REF FN	PART NUMBER	YR/SN	QTY DESCRIPTION
1	87280587		1 PLUG
2	87280588		1 BEARING ASSY 55 mm ID x 100 mm OD x 26.75 mm
3	87280589		1 GEAR Driven
4	87280590		1 SPACER
5	87280591		1 GEAR Driven
6	87280592		1 SPACER
7	87684678		1 GEAR Driven
8	800-5180		1 SNAP RING M80, Ext, Hvy External
9	87280595		1 SHAFT Output
10	87280597		1 PLATE ASSY. Bearing
11	87281035		1 BEARING ASSY 65 mm ID x 120 mm OD x 32.75 mm
12	87033543		1 SHIM 0.50
13	87033542		1 SHIM 0.30
14	87033541		1 SHIM 0.15
15	87033538		1 SHIM 0.10
16	412270		1 SNAP RING M120, Int Internal
17	87020821		1 OIL SEAL
18	86625011		8 BOLT Hex, M10 x 35mm, CI 10.9, Full Thd
19	87280599		1 SHIELD WRAPPER
20	87281116		1 SPACER
21	86625252		2 WASHER M10 x 21.5 x 2.5, HT
22	86625209		2 HEX SOC SCREW M10 x 25mm, CI 12.9, Full Thd
23	87108781		1 PLUG Magnetic, M22
24	87281006		1 SHIM KIT

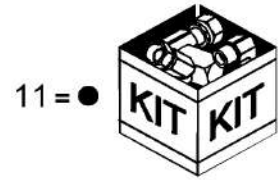
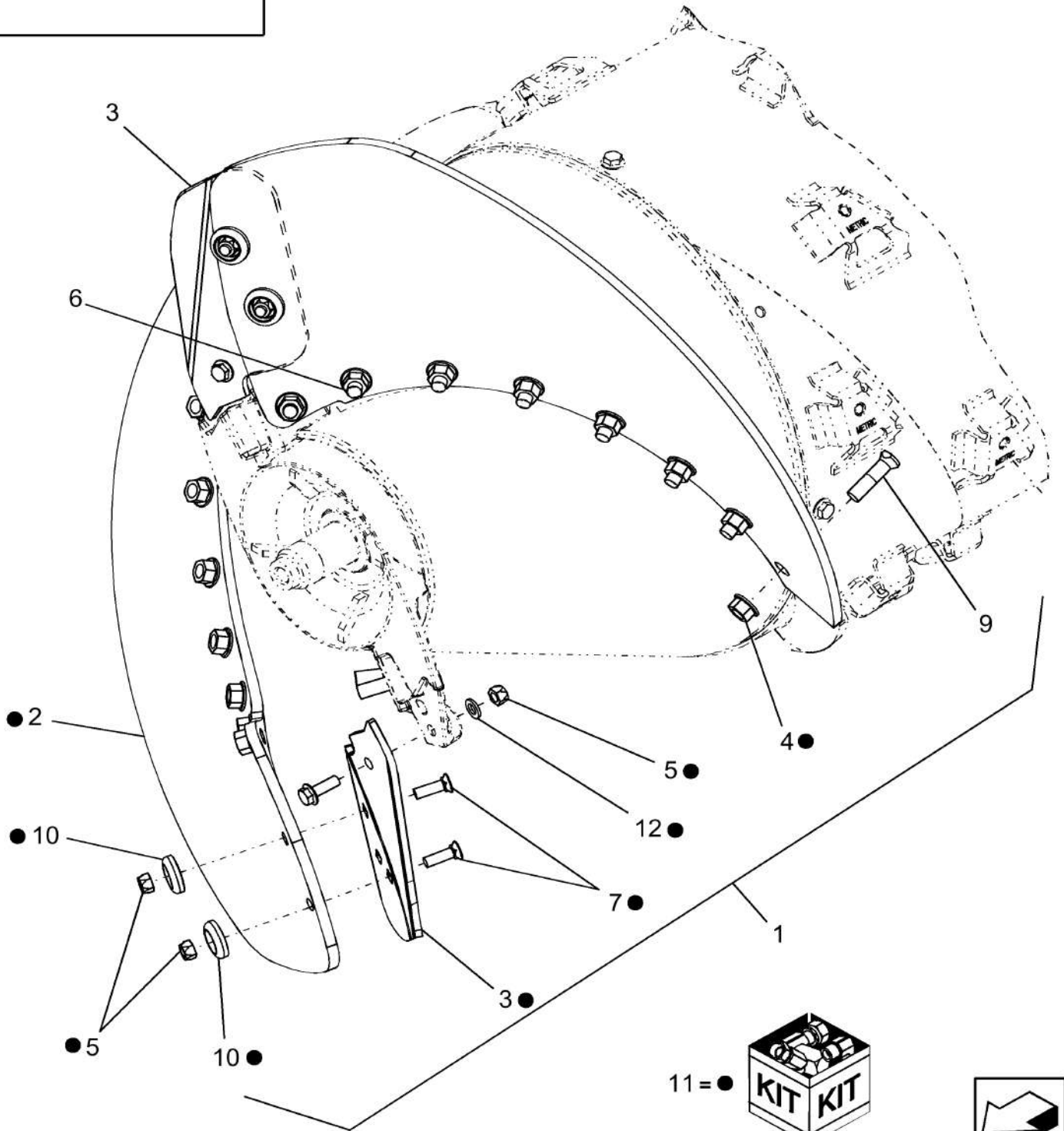

7230 8230 9230

66.331.AE

p1

10/201
3

ROTOR IMPELLER



ROTOR IMPELLER

REF FN	PART NUMBER	YR/SN	QTY DESCRIPTION
1	87715003		AR SERVICE KIT Rotor Impeller, Includes Ref 2, 4, 6, 9 & 11
2	NSS		2 NOT SERVICED SEPARATELY Flighting, Auger
3	87376702		1 KIT Blade
4	86512380		16 FLANGE NUT M16, Flg Ser
5	412672		6 NUT M12 x 1.75, CI 10
6	9843611		2 BOLT Hex, M16 x 2 x 55mm, CI 10.9, Full Thd
7	87314103		4 PLOW BOLT CL 10.9, M12 x 40
8	86981487		2 BOLT Hex, M12 x 35mm, CI 10.9, Full Thd
9	87394282		14 PLOW BOLT CL 10.9, M16 x 2 x 65
10	87315598		4 SHIELD
11	87376702		1 KIT Wear Blade, Includes Ref 3, 4, 5, 7, 8, 10 & 12
12	86625255		2 WASHER M13.5 x 24.5 x 3, HT

7230 8230 9230

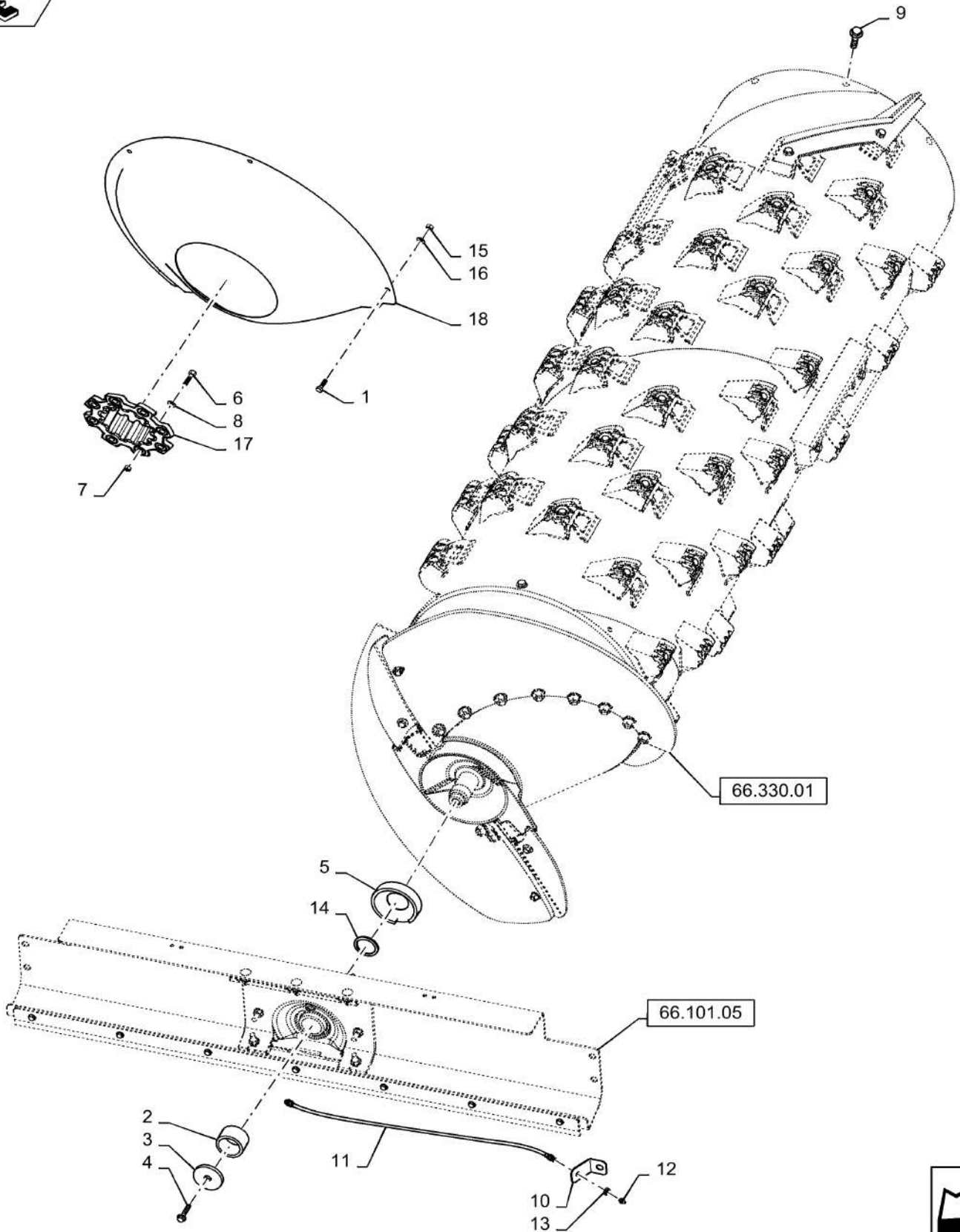
66.331.AJ

01

p1

10/201
3

BEARING SUPPORT, ROTOR



66.331.AJ

01

p1

10/201
3**BEARING SUPPORT, ROTOR**

REF FN	PART NUMBER	YR/SN	QTY DESCRIPTION
1	43127		4 BOLT Hex, M8 x 1.25 x 25mm, Cl 8.8, Full Thd
2	87281633		1 SPACER
3	86998693		1 WASHER
4	86981489		1 BOLT Hex, M16 x 70mm, Cl 10.9
5	1 87323577		1 RING
6	120093		8 BOLT Hex, M16 x 80, 8.8
7	86512380		8 FLANGE NUT M16, Flg Ser
8	86625266		8 WASHER M17.5 x 30 x 4, HT
9	86981678		8 BOLT Hex, M12 x 50mm, Cl 10.9
10	87107260		1 SUPPORT
11	87107259		1 TUBE 737 mm L Rotor Bearing Lube
12	219-87		1 LUBE NIPPLE 1/4"-28 x .56" lg, Self-Tap
13	134814		1 NUT
14	87284474		AR SHIM
15	9706690		4 NUT Hex, M8, 1.25mm Pitch, 6.80mm High, Cl 8, ZND
16	322358		4 BELLEVILLE WASHER M8
17	87280751		1 COUPLING Outer
17	84222993		1 SPLINED COUPLING Outer, Replacing P/N 7280751
18	87744743		1 COVER ASSY Bulkhead, Rotor; Large Tube
18	87603593		1 COVER ASSY Bulkhead, Rotor; Small Tube
19	43127		4 BOLT Hex, M8 x 1.25 x 25mm, Cl 8.8, Full Thd

(1) Extended Wear

7230 8230 9230

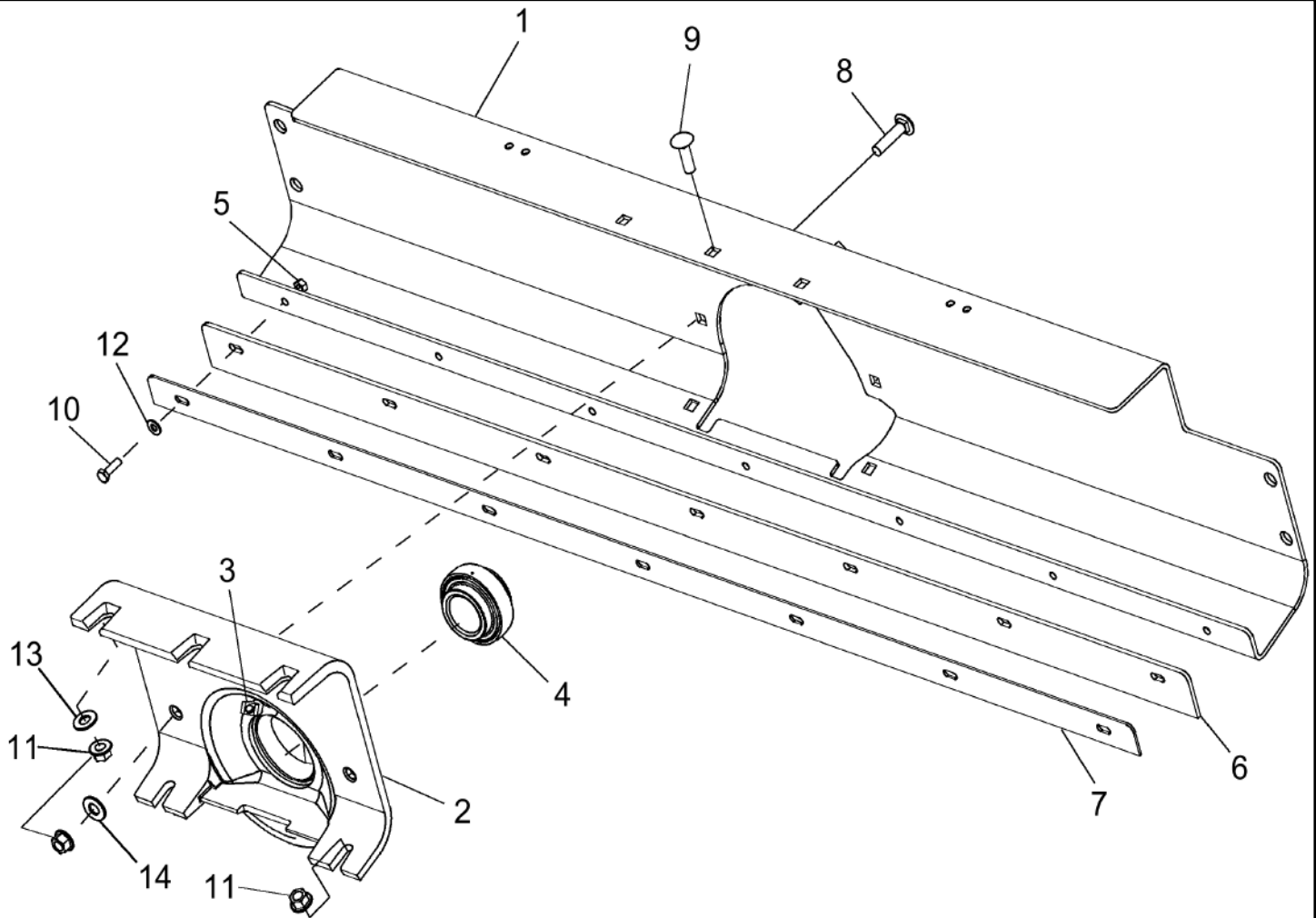
66.331.AJ

02

p1

10/201
3

BEARING PLATE



66.331.AJ

02

p1

10/201
3**BEARING PLATE**

REF FN	PART NUMBER	YR/SN	QTY DESCRIPTION
1	87106336		1 CHANNEL Std Wear
1	87758303		1 CHANNEL Extended Wear
2	87324051		1 BEARING ASSY Includes Ref 4
3	87020437		1 ADAPTER 45°, 1/4"-1/8 NPTF
4	87324171		1 BALL BEARING 50.8 mm ID x 100 mm OD x 29.01 mm
5	86629542		7 NUT M8 x 1.25, CI 8
6	87283403		1 SEAL
7	86998407		1 SEAL PROTECTION Protection
8	328754		2 SCREW Sht Sq Nk, M12 x 1.75 x 40mm, CI 8.8, Full Thd
9	811-12040		5 CARRIAGE BOLT Sht Sq Nk, M12 x 1.75 x 40mm, CI 8.8
10	43127		7 BOLT Hex, M8 x 1.25 x 25mm, CI 8.8, Full Thd
11	43436		7 FLANGE NUT M12, Flg Ser
12	322358		14 BELLEVILLE WASHER M8
13	86592701		10 WASHER M12 x 35 x 5, HT
14	140046		5 BELLEVILLE WASHER Belleville, M12

7230 8230 9230

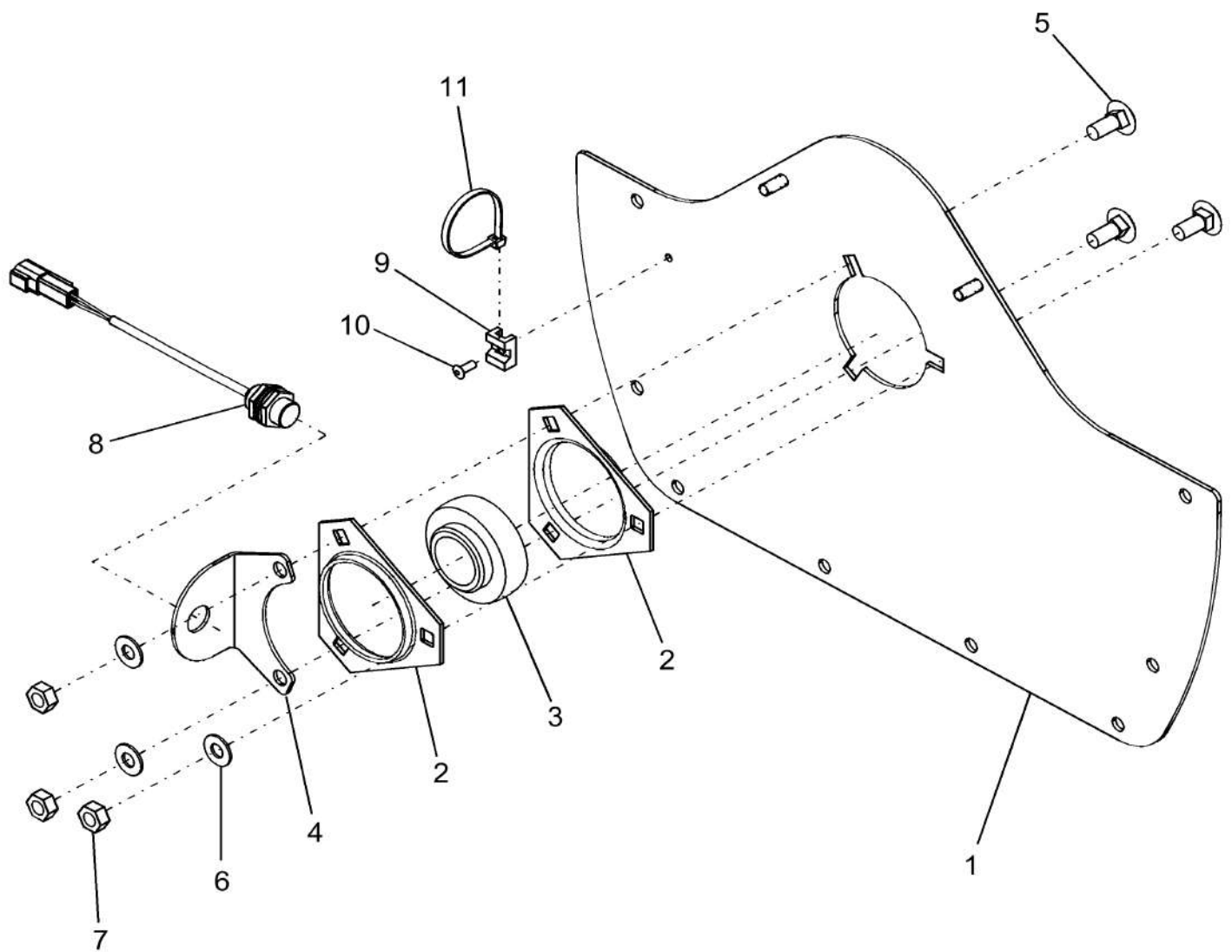
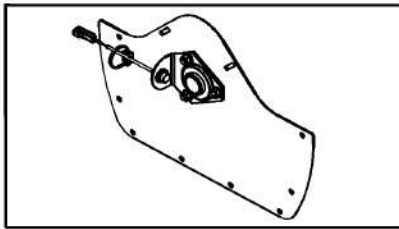
66.331.AJ

03

p1

10/201
3

BEARING PLATE



66.331.AJ

03

p1

10/201
3**BEARING PLATE**

REF FN	PART NUMBER	YR/SN	QTY DESCRIPTION
1	87684739		1 PLATE ASSY.
2	86620026		2 FLANGED BEARING
3	{212607}		1
4	87581727		1 BRACKET
5	338949		3 CARRIAGE BOLT Sq Nk, M10 x 1.5 x 25mm, CI 8.8, Full Thd
6	140045		3 BELLEVILLE WASHER M10
7	100016		3 NUT M10, CI 8
8	87342073		1 SENSOR
9	86590413		1 BASE
10	445394		1 RIVET Pop, M4.8 x 12.7
11	86566989		1 CABLE TIE M4.75 x 190.5 L

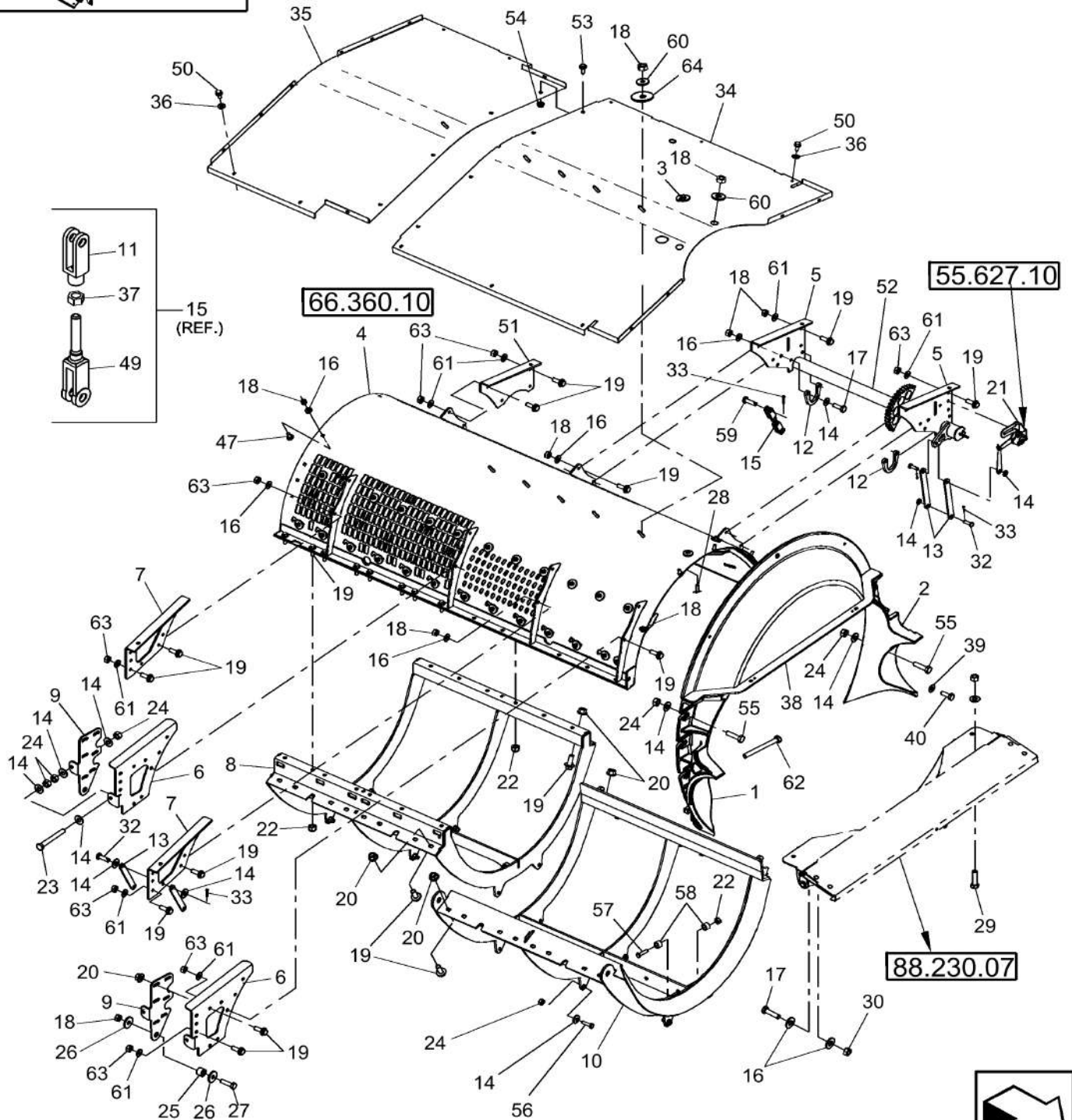
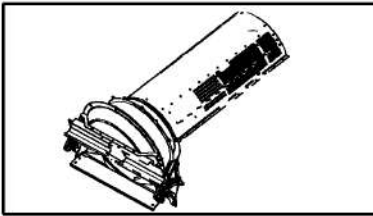
7230 8230 9230

66.360.AH

p1

10/201
3

FRAME, SEPARATOR



FRAME, SEPARATOR

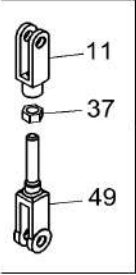
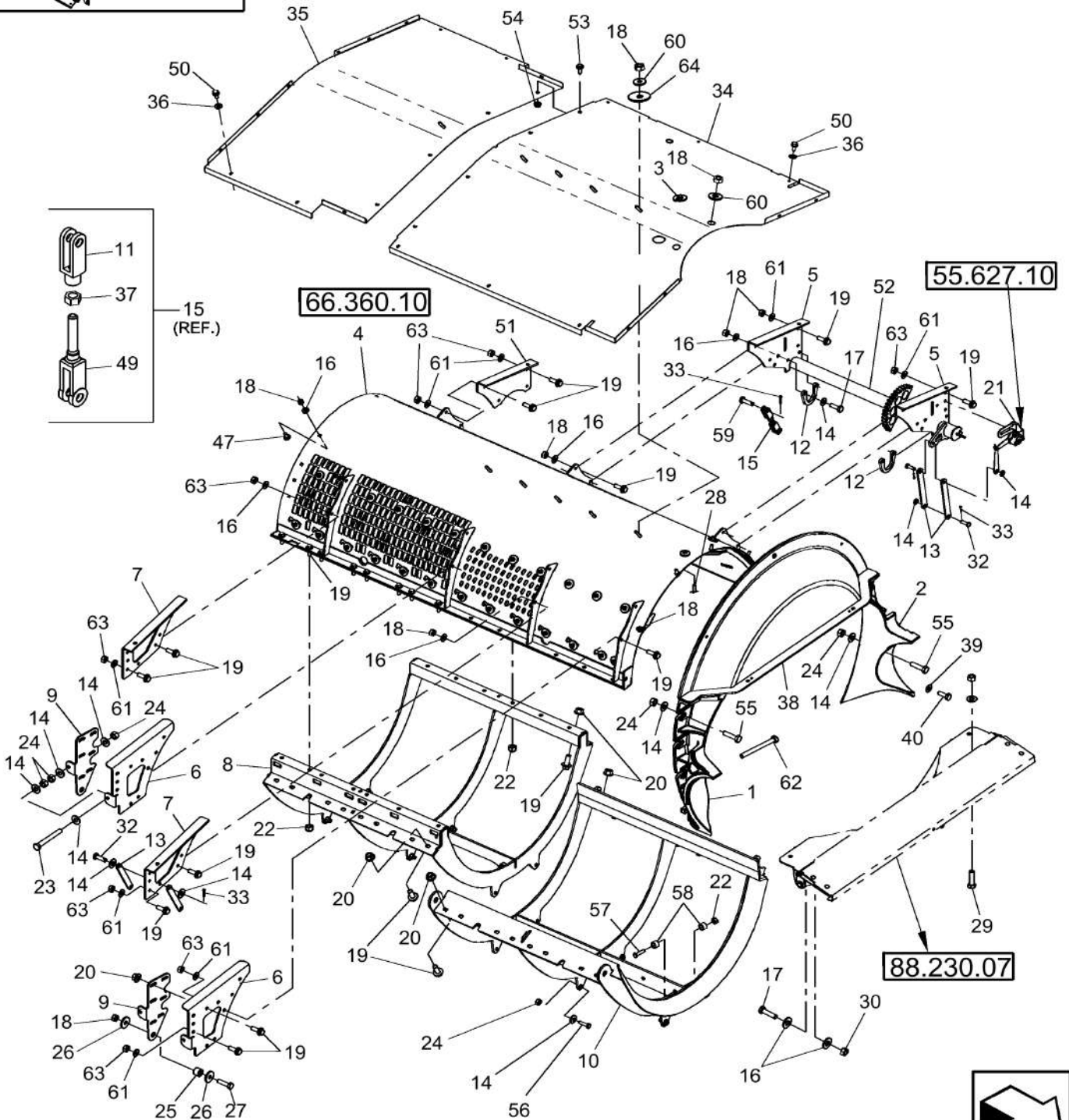
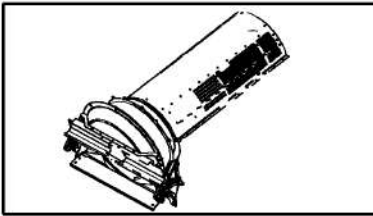
REF	FN	PART NUMBER	YR/SN	QTY	DESCRIPTION
1	1	87517351		1	DEFLECTOR R.H.
1	2	87524461		1	DEFLECTOR R.H.
2	1	87517350		1	DEFLECTOR L.H.
2	2	87524460		1	DEFLECTOR L.H.
3		393062		11	WASHER M17 x 45 x 0.9 Thk
4	1	87391297		1	KIT
4	2	87393080		1	CAGE
5		87359399		2	ANGLE L.H.
6		87281793		2	ANGLE R.H.
7		87281795		2	ANGLE R.H.
8		87325990		1	FRAME ASSY Threshing, Rear
9		87281797		2	BAR Plate
10		87391299		1	FRAME CONCAVE
11		86633519		2	CLEVIS
12		86997859		2	BRACKET Supporting, L.H.
13		86998439		4	BAR
14		140046		36	BELLEVILLE WASHER Belleville, M12
15		86980964		1	CONNECTING LINK Includes Ref 11, 37 & 49
16		140045		33	BELLEVILLE WASHER M10
17		43140		6	BOLT Hex, M10 x 30mm, CI 8.8, Full Thd
18		100016		AR	NUT M10, CI 8
19		86981487		76	BOLT Hex, M12 x 35mm, CI 10.9, Full Thd
20		43436		30	FLANGE NUT M12, Flg Ser
21		87490175		1	ARM ASSY. Potentiometer
22		100038		39	NUT M12 x 1.75, CI 8
23		9837937		2	BOLT Hex, M12 x 1.75 x 100mm, CI 8.8, Full Thd
24		9706685		22	NUT M12, CI 8
25		86998150		2	SPACER R.H.

(1) Extended Wear

(2) Standard

7230 8230 9230

FRAME, SEPARATOR



15
(REF.)

66.360.10

55.627.10

88.230.07

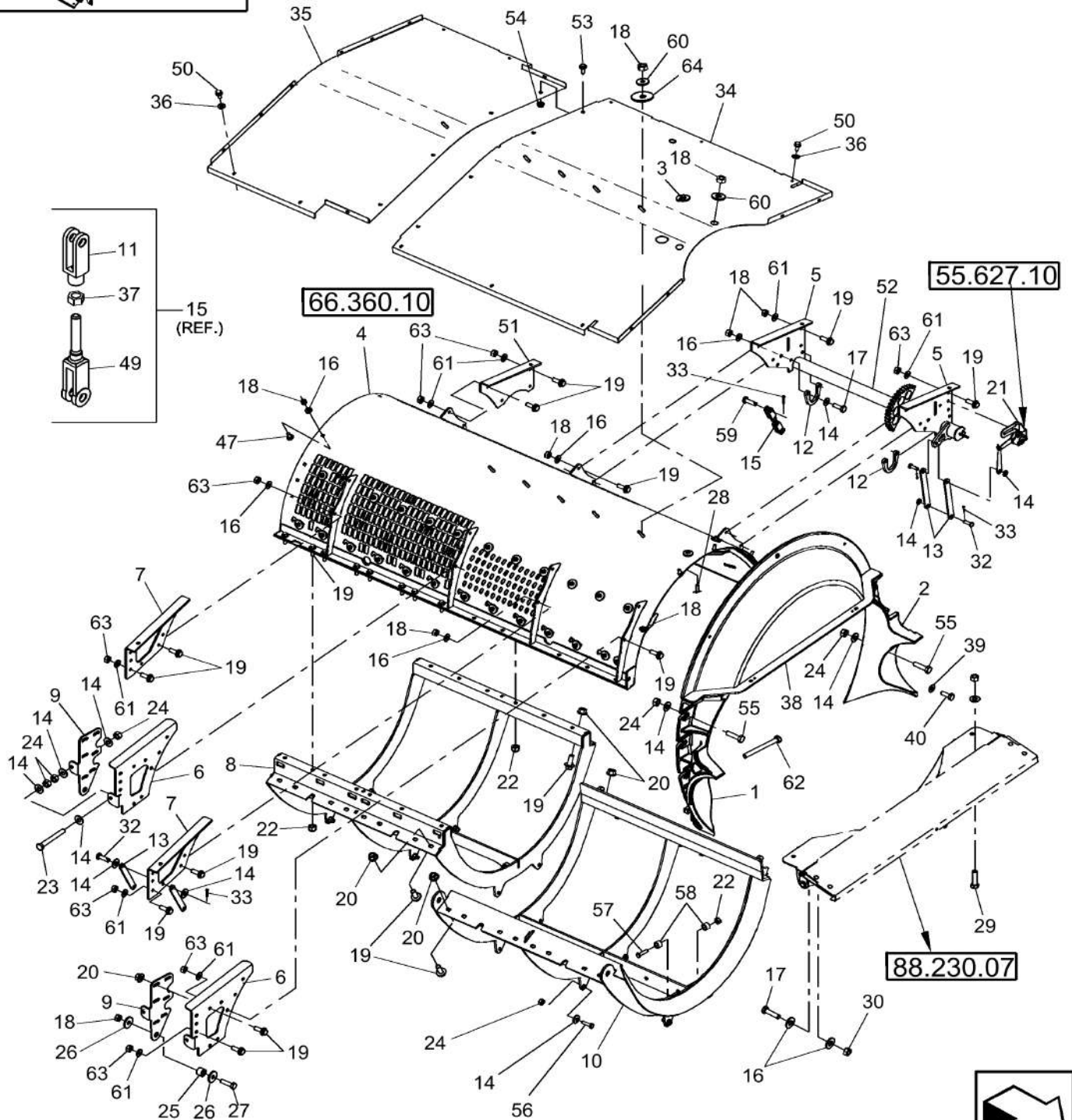
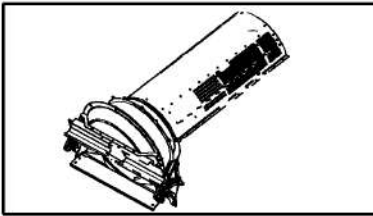


FRAME, SEPARATOR

REF FN	PART NUMBER	YR/SN	QTY DESCRIPTION
26	140042		4 WASHER M10 x 34 x 3
27	120068		2 BOLT Hex, M10 x 40, 8.8, Full Thd
28	87106338		AR BOLT
29	86629541		2 BOLT Hex, M12 x 40mm, CI 8.8, Full Thd
30	9706690		4 NUT Hex, M8, 1.25mm Pitch, 6.80mm High, CI 8, ZND
31	43128		4 BOLT Hex, M8 x 1.25 x 30.00mm, CI 8.8, ZND
32	390040		4 CLEVIS PIN M10 x 35
33	130003		4 COTTER PIN M3.2 x 20
34	87341413		1 ROOF Front - With (4) Center Slots
35	87341565		1 ROOF Rear - With (1) Center Slot
36	86624182		22 WASHER M6 x 18 x 1.6
37	9706685		2 NUT M12, CI 8
38	87492652		1 DOOR
38	87106704		1 DOOR
39	322358		7 BELLEVILLE WASHER M8
40	43127		5 BOLT Hex, M8 x 1.25 x 25mm, CI 8.8, Full Thd
41	87282743		1 SUPPORT Plate, Potentiometer, 186mm Long, Flat Style
43	{}		Reference Not Used
44	{}		Reference Not Used
45	{}		Reference Not Used
46	{}		Reference Not Used
47	86633356		6 CARRIAGE BOLT Short NK, M10 x 25, CI8.8, Full Thd
49	87000108		1 SHAFT
50	412093		22 SELF-TAP SCREW M6 x 1 x 12
51	87281791		1 ANGLE L.H.
52	87361505		1 BAR Torsion
53	86508568		6 BOLT Hex, M6 x 16mm, CI 8.8, Full Thd

7230 8230 9230

FRAME, SEPARATOR



FRAME, SEPARATOR

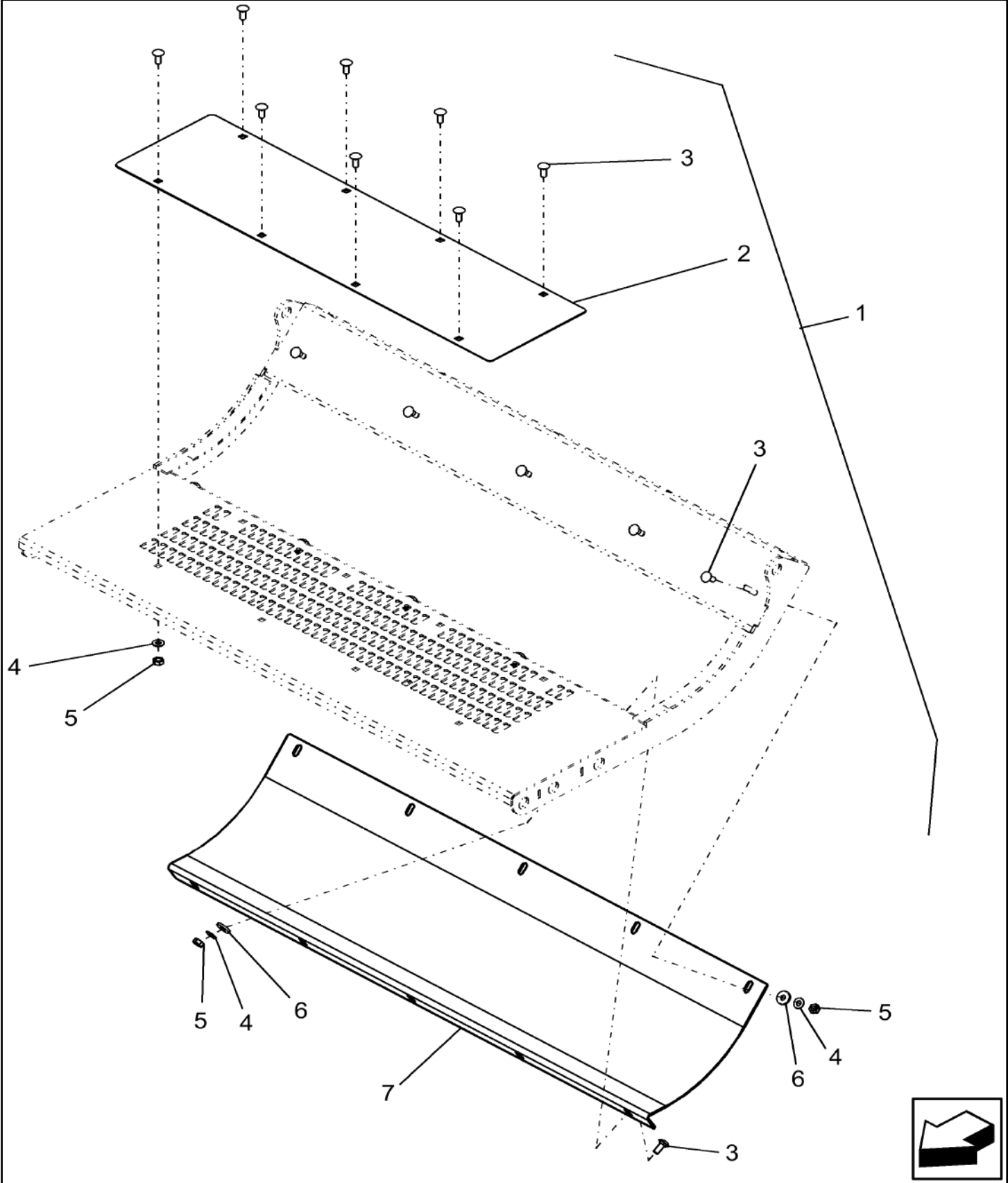
REF FN	PART NUMBER	YR/SN	QTY DESCRIPTION
54	9706755		6 NUT M6, CI 8
55	9628065		6 SCREW Hex Cap, M12 x 1.75 x 45.00mm, CI 8.8, ZND
56	300388		8 BOLT Hex, M12 x 25mm, CI 8.8
57	9706693		8 BOLT Hex, M12 x 1.75 x 60mm, CI 8.8
57	9706717		AR BOLT Hex, M12 x 1.75 x 70mm, CI 8.8
58	86998116		16 BALL STUD
59	9507095		2 CLEVIS PIN M10 x 40
60	140219		AR WASHER
61	86592701		48 WASHER M12 x 35 x 5, HT
62	382181		2 BOLT Hex, M12 x 1.75 x 190mm, CI 8.8
63	412672		AR NUT M12 x 1.75, CI 10
64	87341291		5 COVER
			7230 8230 9230

SECTION INDEX

Separation

72.220.AC		GRATE COVER, BEATER DISCHARGE
72.350.AA		TENSIONER ASSEMBLY, BEATER DRIVE
72.350.AF		BEATER, DISCHARGE
72.350.AH		BEATER DRIVE (BELT)
72.350.AJ		BEATER DRIVES
72.420.AM	01	ROTOR CAGE
72.420.AM	02	FRONT FILLER PLATE, ROTOR CAGE
72.420.AM	03	REAR FILLER PLATE, ROTOR CAGE
72.420.AM	04	ROTOR CAGE FILLER PLATE, FRONT AND REAR 7/8/9230

GRATE COVER, BEATER DISCHARGE



GRATE COVER, BEATER DISCHARGE

REF FN	PART NUMBER	YR/SN	QTY DESCRIPTION
1	87587538		1 SERVICE KIT Beater Cover; Incl Refs 2 Thru 7, Plus Instructions
2	87606640		1 PLATE
3	86633356		18 CARRIAGE BOLT Short NK, M10 x 25, CI8.8, Full Thd
4	140045		18 BELLEVILLE WASHER M10
5	100016		18 NUT M10, CI 8
6	86592700		10 WASHER M10 x 28 x 4, HT
7	87587530		1 BEATER Concave

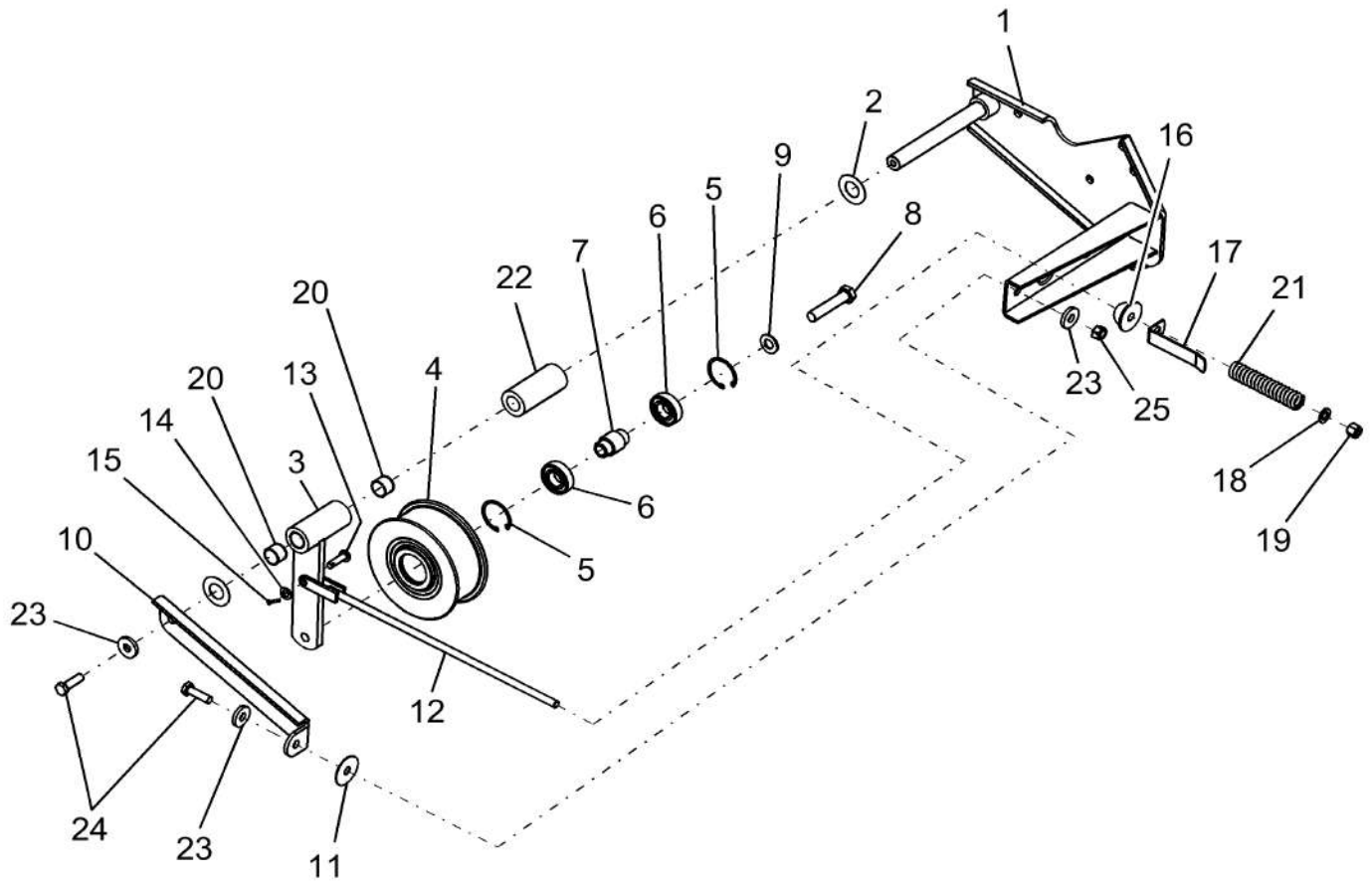
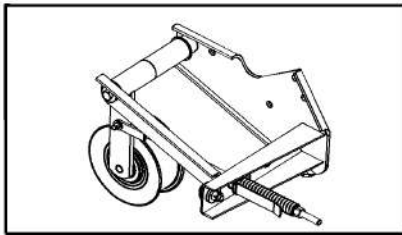
7230 8230 9230

72.350.AA

p1

10/201
3

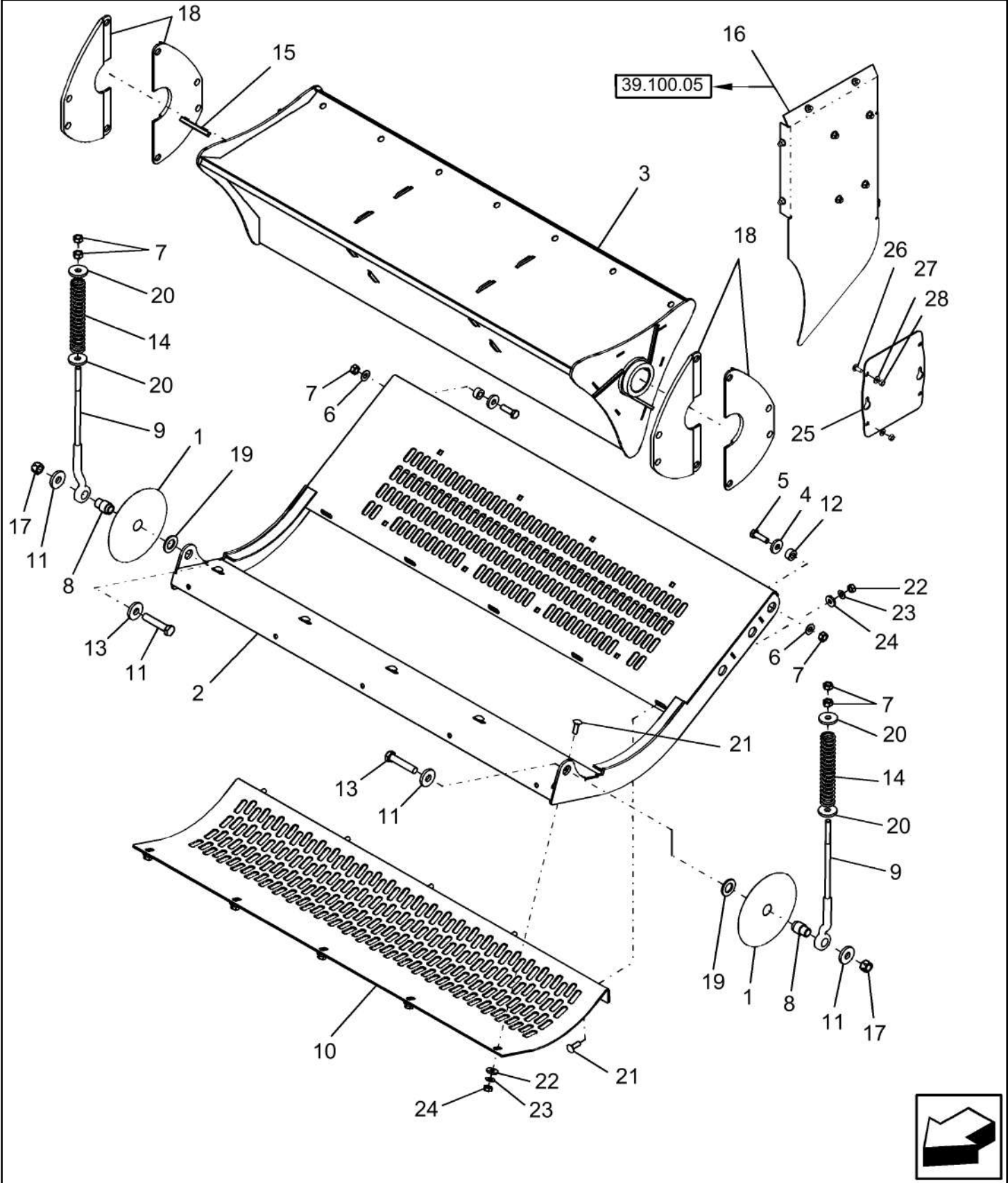
TENSIONER ASSEMBLY, BEATER DRIVE



TENSIONER ASSEMBLY, BEATER DRIVE

REF FN	PART NUMBER	YR/SN	QTY DESCRIPTION
1	87397837		1 BRACKET
2	27317		2 WASHER 1" x 2" x .036" Thk
3	87398361		1 LEVER ASSY. Incl Ref 20 (2)
4	84072441		1 IDLER
5	370011		2 CIRCLIP M52, Int
6	443898		2 BALL BEARING 25 mm ID x 52 mm OD x 15 mm
7	84057817		1 BUSHING
8	120093		1 BOLT Hex, M16 x 80, 8.8
9	140048		1 BELLEVILLE WASHER M16
10	87397839		1 PLATE
11	87397840		1 SHIM
12	86975966		1 ROD
13	390040		1 CLEVIS PIN M10 x 35
14	140017		1 WASHER M10 x 20 x 2
15	130003		1 COTTER PIN M3.2 x 20
16	86560521		1 PIVOT
17	86596885		1 INDICATOR
18	140018		1 WASHER M12 x 24 x 2.5
19	412126		1 NUT M12 x 1.75, Cl 8
20	NSS		2 NOT SERVICED SEPARATELY Bushing
21	87540186		1 SPRING
22	87398793		1 SPACER
23	86592701		3 WASHER M12 x 35 x 5, HT
24	86629541		2 BOLT Hex, M12 x 40mm, Cl 8.8, Full Thd
25	100038		1 NUT M12 x 1.75, Cl 8
			7230 8230 9230

BEATER, DISCHARGE

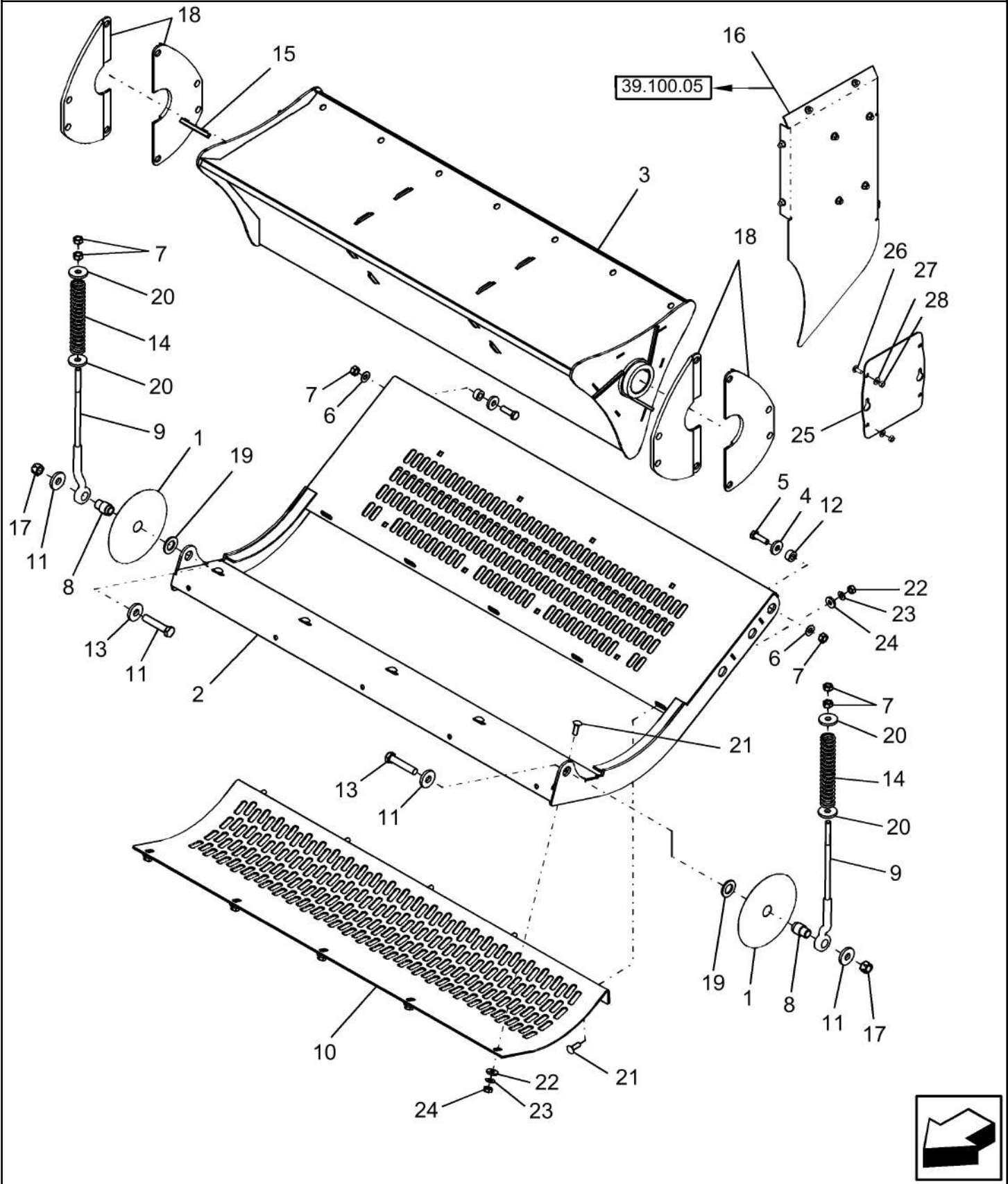


BEATER, DISCHARGE

REF FN	PART NUMBER	YR/SN	QTY DESCRIPTION
1	87105606		2 SHIELD Cover
2	84187500		1 PAN ASSY.
3	87282088		1 BEATER
4	86592701		2 WASHER M12 x 35 x 5, HT
5	337563		2 SCREW Hex, M12 x 1.75 x 40mm, CI 10.9, Full Thd
5	9824642		2 BOLT Hex, M12 x 1.75 x 35mm, CI 10.9, Full Thd
6	140046		2 BELLEVILLE WASHER Belleville, M12
7	9706685		AR NUT M12, CI 8
8	86997586		2 BUSHING
9	87591008		2 EYEBOLT
10	87587528		1 BEATER Concave
11	86592702		4 WASHER M16 x 45 x 6, HT
12	699963		2 SPACER
13	86577946		2 BOLT Hex, M16 x 80mm, CI 10.9
14	87656535		2 COMPRESSION SPRING
15	86997578		1 KEY
16	0C		1 ORDER COMPONENTS Deflector, R.H. Rotor Discharge
17	86512555		2 NUT M16 x 2, CI 10
18	87283248		4 SEAL
19	86511328		AR WASHER M25 x 44 x 4
20	9838302		4 WASHER M13.5 x 45 x 6 Thk
21	86512446		10 CARRIAGE BOLT Sht Nk, M10 x 30mm, CI 8.8, Full Thd
22	86592700		10 WASHER M10 x 28 x 4, HT
23	140045		10 BELLEVILLE WASHER M10
24	100016		10 NUT M10, CI 8
25	87727894		1 COVER PLATE
26	86507486		2 CARRIAGE BOLT Sht Sq Nk, M8 x 20mm, CI 8.8, Full Thd
27	322358		2 BELLEVILLE WASHER M8

7230 8230 9230

BEATER, DISCHARGE



72.350.AF

p2

10/201
3

BEATER, DISCHARGE

REF FN	PART NUMBER	YR/SN	QTY DESCRIPTION
28	9706690		2 NUT Hex, M8, 1.25mm Pitch, 6.80mm High, CI 8, ZND

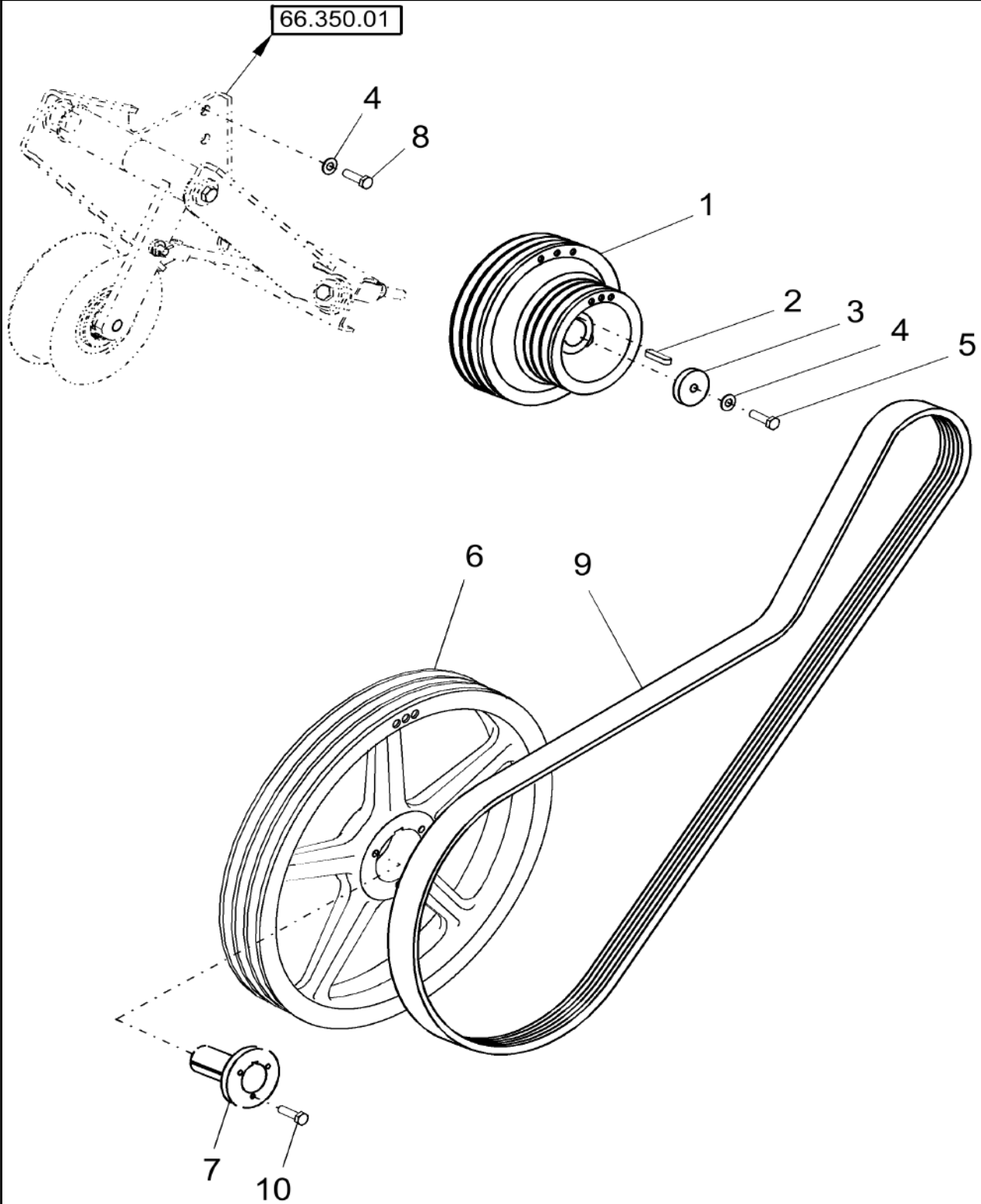
7230 8230 9230

72.350.AH

p1

10/201
3

BEATER DRIVE (BELT)

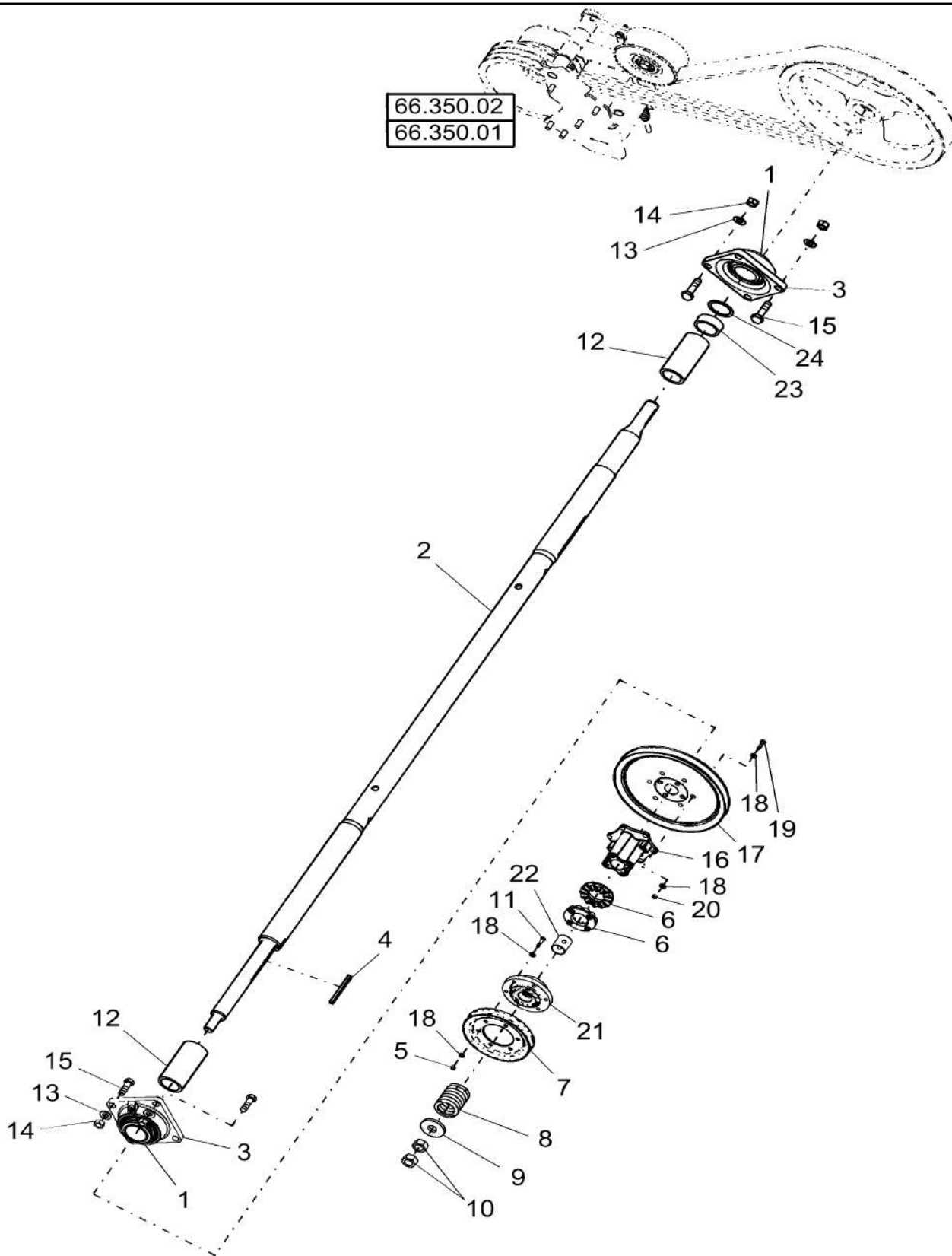


BEATER DRIVE (BELT)

REF FN	PART NUMBER	YR/SN	QTY DESCRIPTION
1	87281239		1 PULLEY Dual, Grooved
2	170066		1 KEY M14 x 9 x 50, Par
3	84073172		1 WASHER M13 x 60 x 12 Thk
4	140046		6 BELLEVILLE WASHER Belleville, M12
5	9706717		1 BOLT Hex, M12 x 1.75 x 70mm, Cl 8.8
6	87282664		1 PULLEY
7	87282665		1 BUSHING includes a key with dimensions of 13 x 19 x 65
8	9706687		5 BOLT Hex, M12 x 1.75 x 30mm, Cl 8.8, Full Thd
9	86517680		1 V-BELT 0.63" W x 119.90" L, 3 Ribs Drive, 3HB
10	88011		3 BOLT Hex, 3/8" - 16 x 1 1/4", Gr 5

7230 8230 9230

BEATER DRIVES



BEATER DRIVES

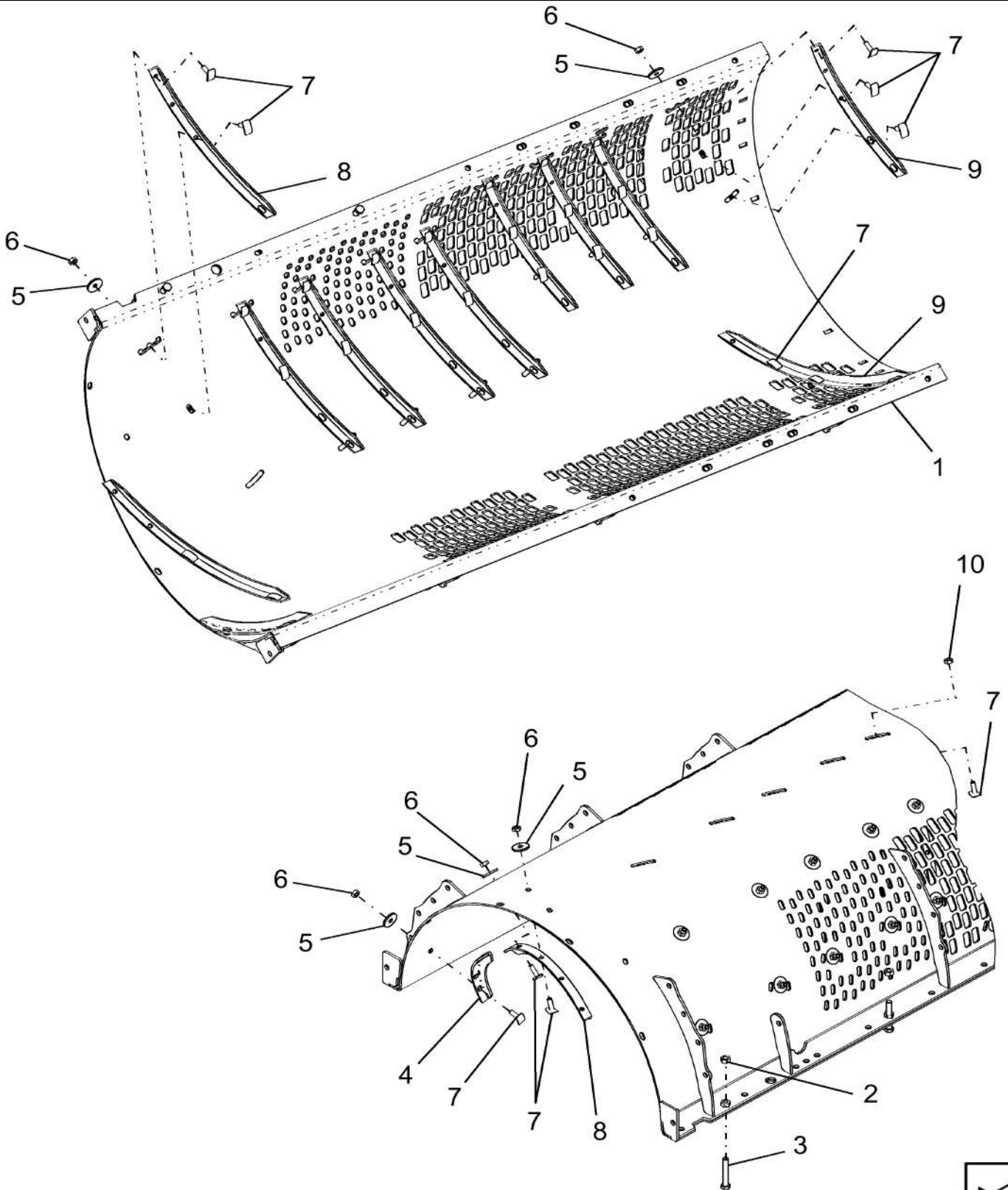
REF FN	PART NUMBER	YR/SN	QTY DESCRIPTION
1	NSS		2 NOT SERVICED SEPARATELY BEARING
2	84252621		1 SHAFT
3	1 87109088		2 BEARING ASSY & Housing, Incl Ref 1
4	86997578		1 KEY Retaining
5	9706690		7 NUT Hex, M8, 1.25mm Pitch, 6.80mm High, CI 8, ZND
6	168370C2		2 RATCHET
7	86999341		1 PULLEY Drive, Tailing, 218 mm DIA
8	420927		1 SPRING
9	86997063		1 GROOVED BUSHING
10	9848973		2 NUT M24, CI 10
11	412479		7 BOLT Hex, M8 x 1.25 x 35mm, CI 8.8
12	87397716		2 BUSHING
13	140048		8 BELLEVILLE WASHER M16
14	392530		8 NUT M16, CI 10
15	9845488		8 BOLT Rd Hd, Short Neck, CL 10.9, M16 x 50
16	87011488		1 HUB
17	2 84128455		1 PULLEY ASSY. Single Speed
17	86999007		1 PULLEY Two Speed (Double Pulley)
18	322358		24 BELLEVILLE WASHER M8
19	43235		6 BOLT Hex, M8 x 1.25 x 30mm, CI 10.9, Full Thd
20	43362		6 NUT Hex, M8, CI 10, ZND
21	87619879		1 HUB Plated
22	86997496		1 BUSHING
23	87397718		1 BUSHING
24	87397720		7/AR SHIM

(1) Please see Figure Note

(2) Shown

7230 8230 9230

ROTOR CAGE



ROTOR CAGE

REF FN	PART NUMBER	YR/SN	QTY DESCRIPTION
1	87391297		1 KIT Extended Wear; Incl Refs 2 Thru 10
1	84479722		1 CAGE Standard Wear; Incl Refs 2 Thru 10
1	87339502		1 CAGE Standard Wear
2	9706685		2 NUT M12, CI 8
3	87016227		2 BOLT M12x80
4	87107892		1 ANGLE
5	140219		28 WASHER
6	100016		28 NUT M10, CI 8
7	87106338		33 BOLT
8	87717924		5 STIFFENER VANE
9	87717923		6 STIFFENER VANE
10	87698854		5 NUT
11	84535633		1 SERVICE KIT kit includes ref 4 thru 10
			7230 8230 9230

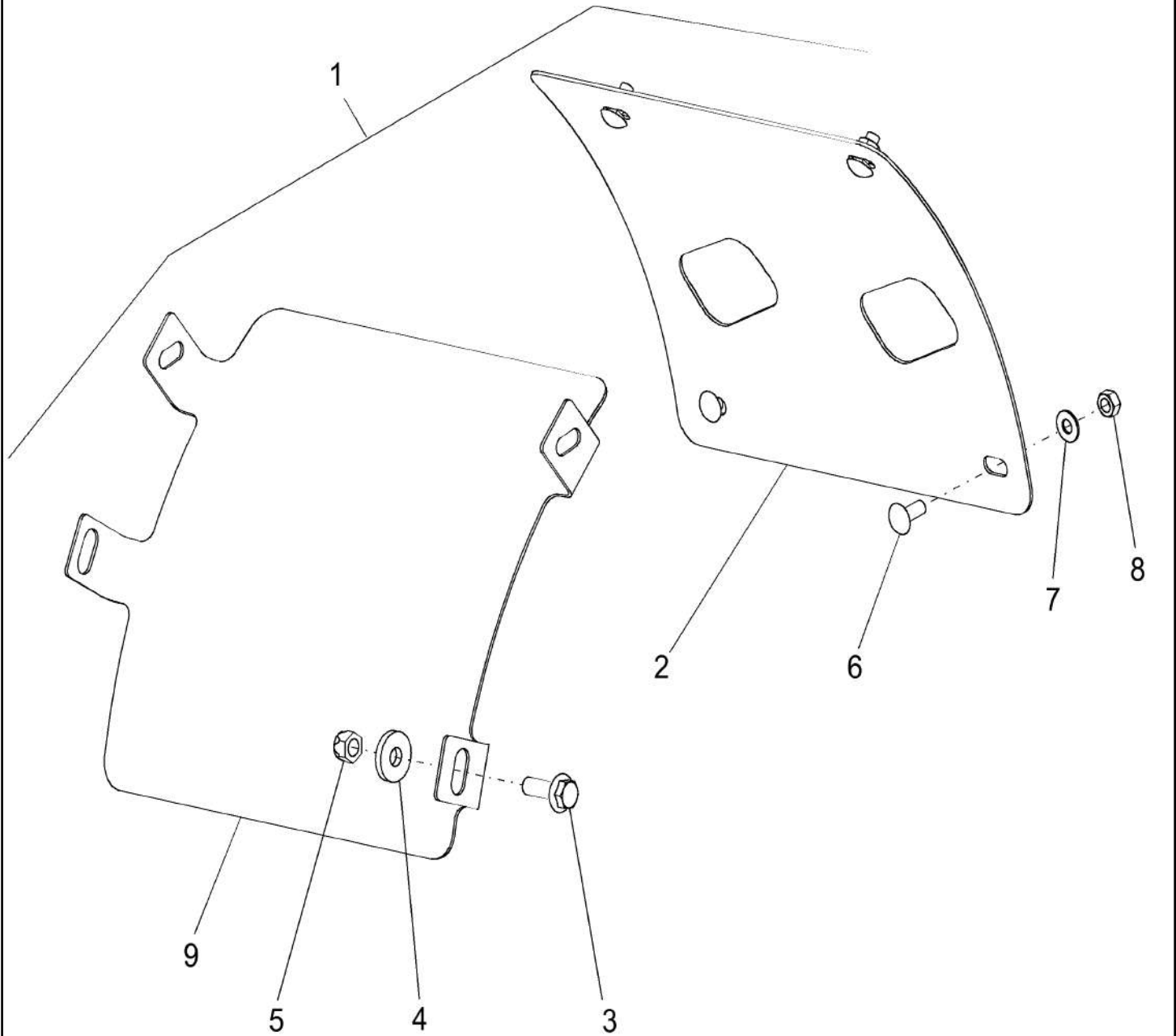
72.420.AM

02

p1

10/201
3

FRONT FILLER PLATE, ROTOR CAGE



72.420.AM

02

p1

10/201
3**FRONT FILLER PLATE, ROTOR CAGE**

REF FN	PART NUMBER	YR/SN	QTY DESCRIPTION
1	87584185		AR SERVICE KIT Front Filler Plate; Incl Refs 2 Thru 9
2	87584187		1 COVER L.H.
3	86981487		1 BOLT Hex, M12 x 35mm, CI 10.9, Full Thd
4	86592701		1 WASHER M12 x 35 x 5, HT
5	412672		1 NUT M12 x 1.75, CI 10
6	86633356		4 CARRIAGE BOLT Short NK, M10 x 25, CI8.8, Full Thd
7	140045		4 BELLEVILLE WASHER M10
8	86500689		4 NUT M10, CI 10
9	87584186		1 COVER R.H.

7230 8230 9230

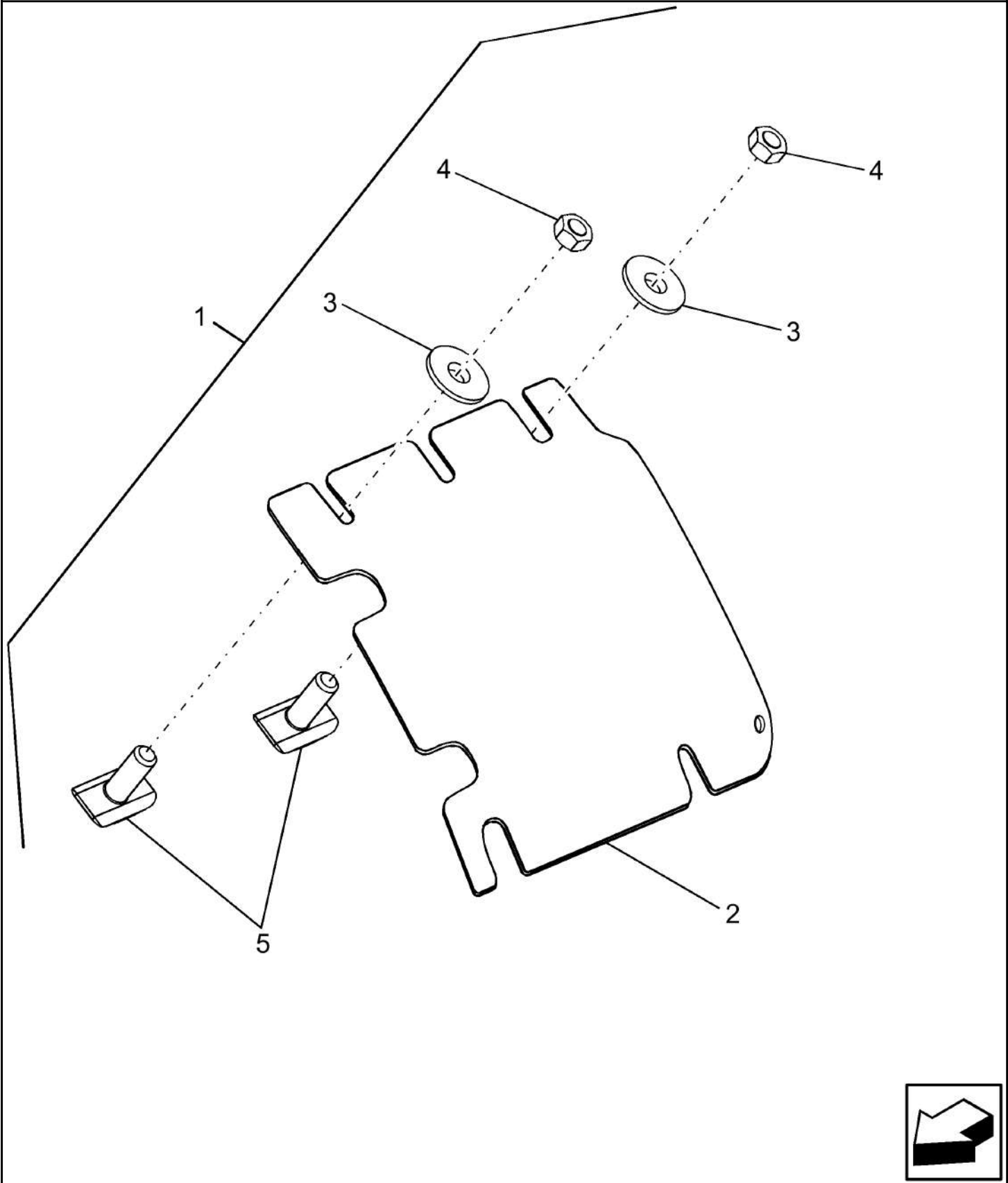
72.420.AM

03

p1

10/201
3

REAR FILLER PLATE, ROTOR CAGE



72.420.AM

03

p1

10/201
3

REAR FILLER PLATE, ROTOR CAGE

REF FN	PART NUMBER	YR/SN	QTY DESCRIPTION
1	84084762		AR KIT Includes Ref 2 thru 5
2	87106382		4 COVER
3	140042		4 WASHER M10 x 34 x 3
4	100016		4 NUT M10, CI 8
5	87106338		4 BOLT
			7230 8230 9230

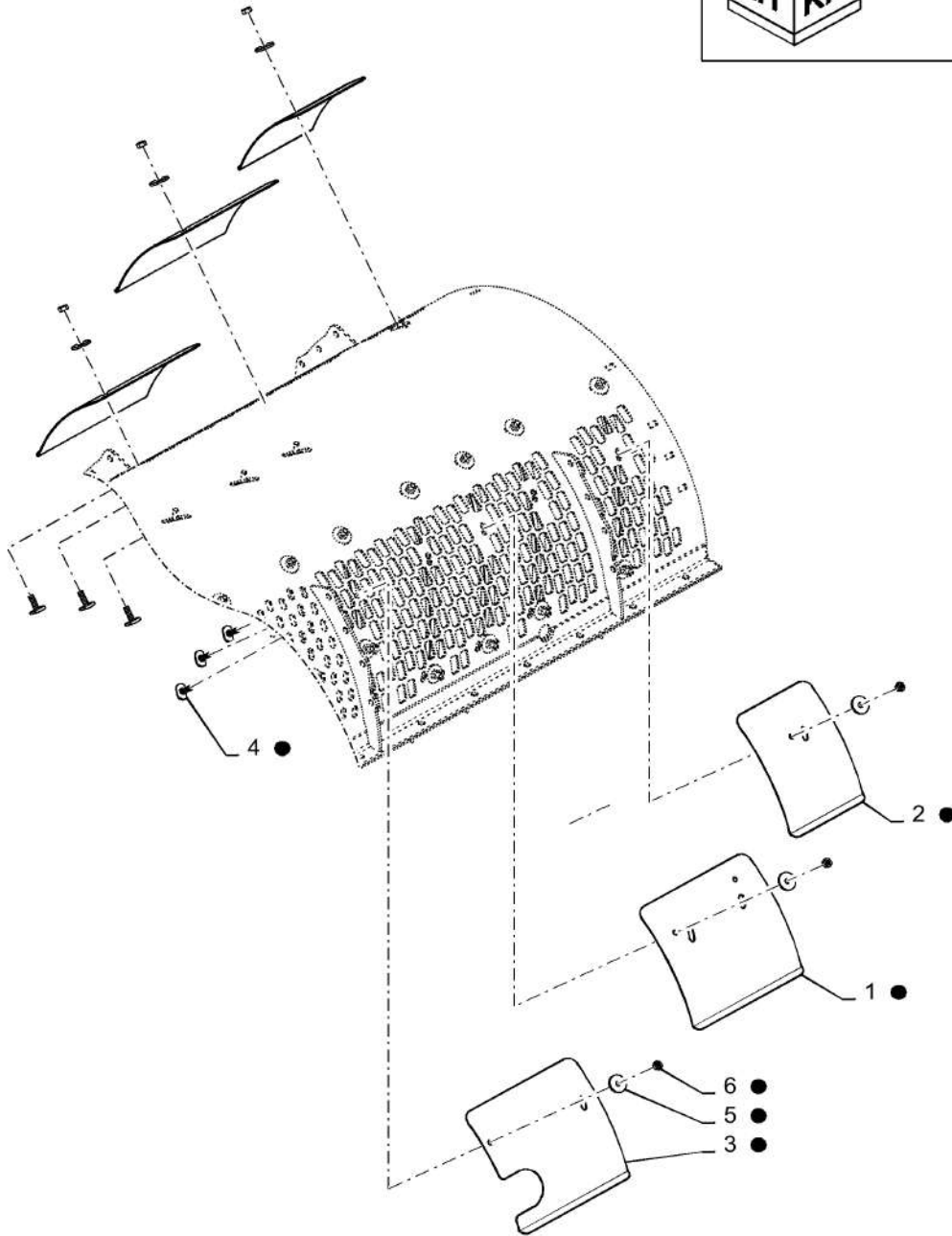
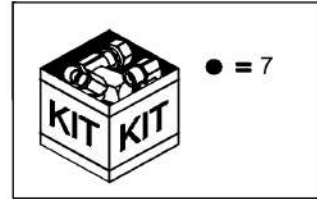
72.420.AM

04

p1

10/201
3

ROTOR CAGE FILLER PLATE, FRONT AND REAR 7/8/9230



72.420.AM

04

p1

10/201
3

ROTOR CAGE FILLER PLATE, FRONT AND REAR 7/8/9230

REF FN	PART NUMBER	YR/SN	QTY DESCRIPTION
1	84536293		3 COVER
2	84536294		2 COVER
3	84536296		1 COVER
4	87106338		5 BOLT
5	140219		5 WASHER
6	100016		5 NUT M10, CI 8
7	84537148		1 SERVICE KIT kit includes ref. 1 thru 6

7230 8230 9230

SECTION INDEX

Residue handling

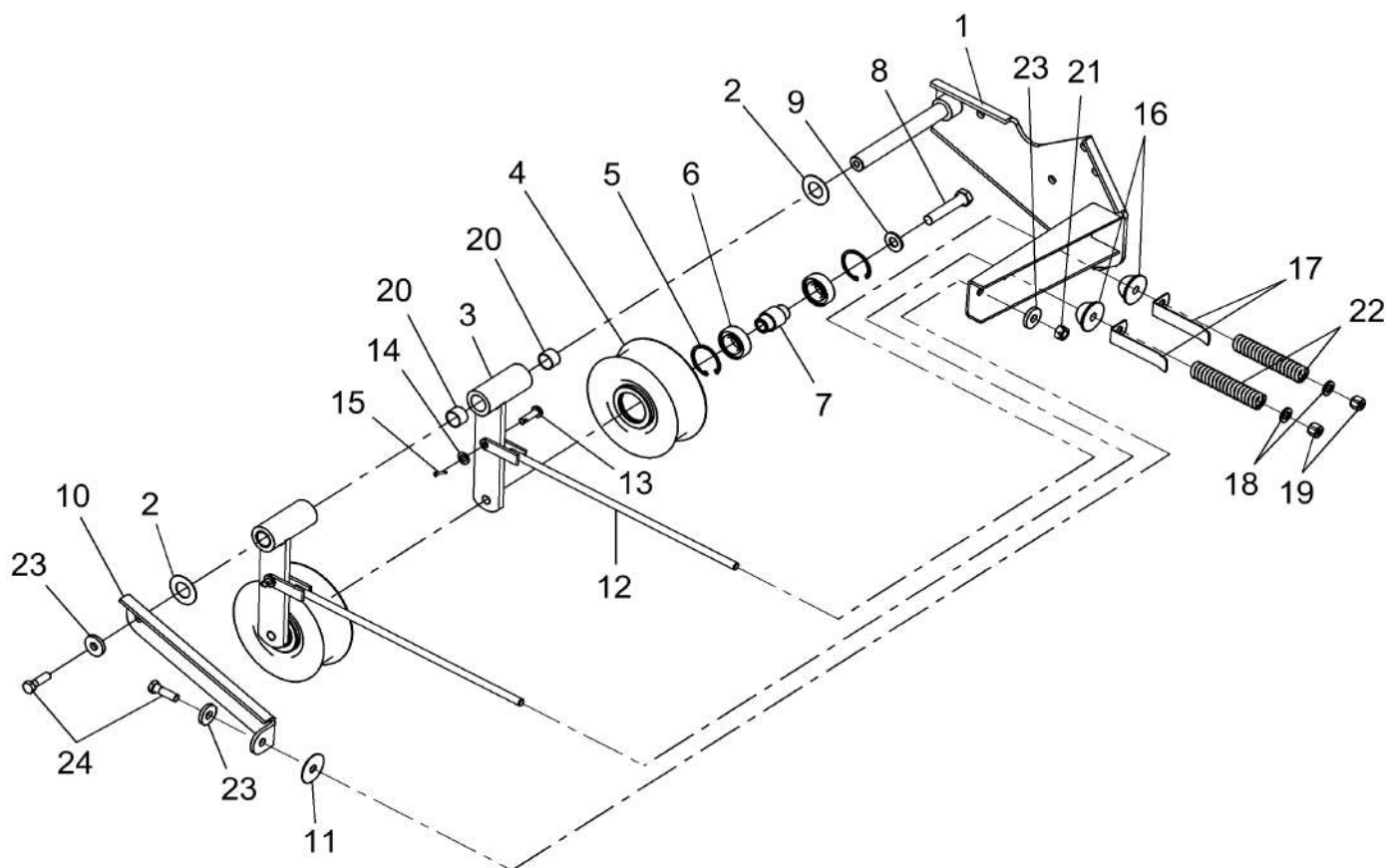

73.210.AB		TENSIONER - STRAWCHOPPER
73.210.AD	01	STRAWCHOPPER DRIVE W/ REMOTE SHIFT-BELTS AND PULLEYS
73.210.AD	02	STRAWCHOPPER DRIVE-PULLEYS AND BELTS
73.210.AV		STRAWCHOPPER DRIVE PULLY, SPLINED
73.210.AW		STRAWCHOPPER DRIVE, STANDARD
73.230.AG	01	DEFLECTOR, R.H. CHOPPER DISCHARGE
73.230.AG	02	DEFLECTOR, REMOTE ADJUSTABLE CHOPPER DISCHARGE
73.230.AG	03	SPREADER INSTALLATION
73.230.AK		DIA KIT: KNIFE FRAME, FIXED
73.230.AK	02	ADJUSTER, HYDRAULIC SYSTEM, KNIFE ASSY
73.230.AK	03	KNIFE ASSY, STANDARD
73.230.AM	01	CHOPPER BODY ASSY, 28 KNIVES
73.230.AM	02	CHOPPER BODY ASSY, MAGNACUT, 120 KNIVES
73.230.AO		STRAW SPREADER SUPPORTS
73.230.AP	01	LINKAGE, KNIFE HOLDER, MECHANICAL
73.230.AQ		SPREADER HOOD
73.230.AQ		STRAW SPREADER COMPONENTS
73.335.AB	01	CHAFF SPREADER, DISC, ASSY
73.335.AB	02	DISC, CHAFF SPREADER, SUPPORT TUBE
73.335.AB	03	LATCH, CHAFF SPREADER, LH, RH
73.335.AB	04	PAN, CHAFF SPREADER
73.335.AK		OSCILLATING CHAFF PAN
73.335.AK	01	CURTAIN, CHAFF SPREADER, LH
73.335.AK	02	CURTAIN, CHAFF SPREADER, RH
73.335.AK	04	PAN, CHAFF SPREADER, VERTICAL
73.410.AC	01	SPREADER, CROP DIVIDER
73.410.AC	02	SPREADER ADJUSTMENT
73.410.AC	03	SPREADER ACCESS COVER

73.210.AB

p1

10/201
3

TENSIONER - STRAWCHOPPER



25



TENSIONER - STRAWCHOPPER

REF FN	PART NUMBER	YR/SN	QTY DESCRIPTION
1	87397837		1 BRACKET Tensioner
2	27317		2/AR WASHER 1" x 2" x .036" Thk
3	87398361		2 LEVER ASSY. Incl 20
4	84072441		2 IDLER Tensioner
5	370011		4 CIRCLIP M52, Int
6	443898		4 BALL BEARING 25 mm ID x 52 mm OD x 15 mm
7	84057817		2 BUSHING Stepped
8	120093		2 BOLT Hex, M16 x 80, 8.8
9	140048		2 BELLEVILLE WASHER M16
10	87397839		1 PLATE Tensioner
11	87397840		1/AR SHIM 50mm OD, 1.5mm Thick
12	86975966		2 ROD Tension
13	390040		2 CLEVIS PIN M10 x 35
14	140017		2 WASHER M10 x 20 x 2
15	130003		2 COTTER PIN M3.2 x 20
16	86560521		2 PIVOT 13mm ID
17	86596885		2 INDICATOR Tension
18	140018		2 WASHER M12 x 24 x 2.5
19	412126		2 NUT M12 x 1.75, Cl 8
20	NSS		4 NOT SERVICED SEPARATELY Bushing
21	100038		1 NUT M12 x 1.75, Cl 8
22	87540186		2 SPRING Compression
23	86592701		3 WASHER M12 x 35 x 5, HT
24	86629541		2 BOLT Hex, M12 x 40mm, Cl 8.8, Full Thd
25	87397841		1 SERVICE KIT Tensioner Kit, Incl 1 - 3, 4(1), 5(2), 6(2), 7(1), 8(1), 9(1), 10, 11, 12 -19 & 21
			7230 8230 9230

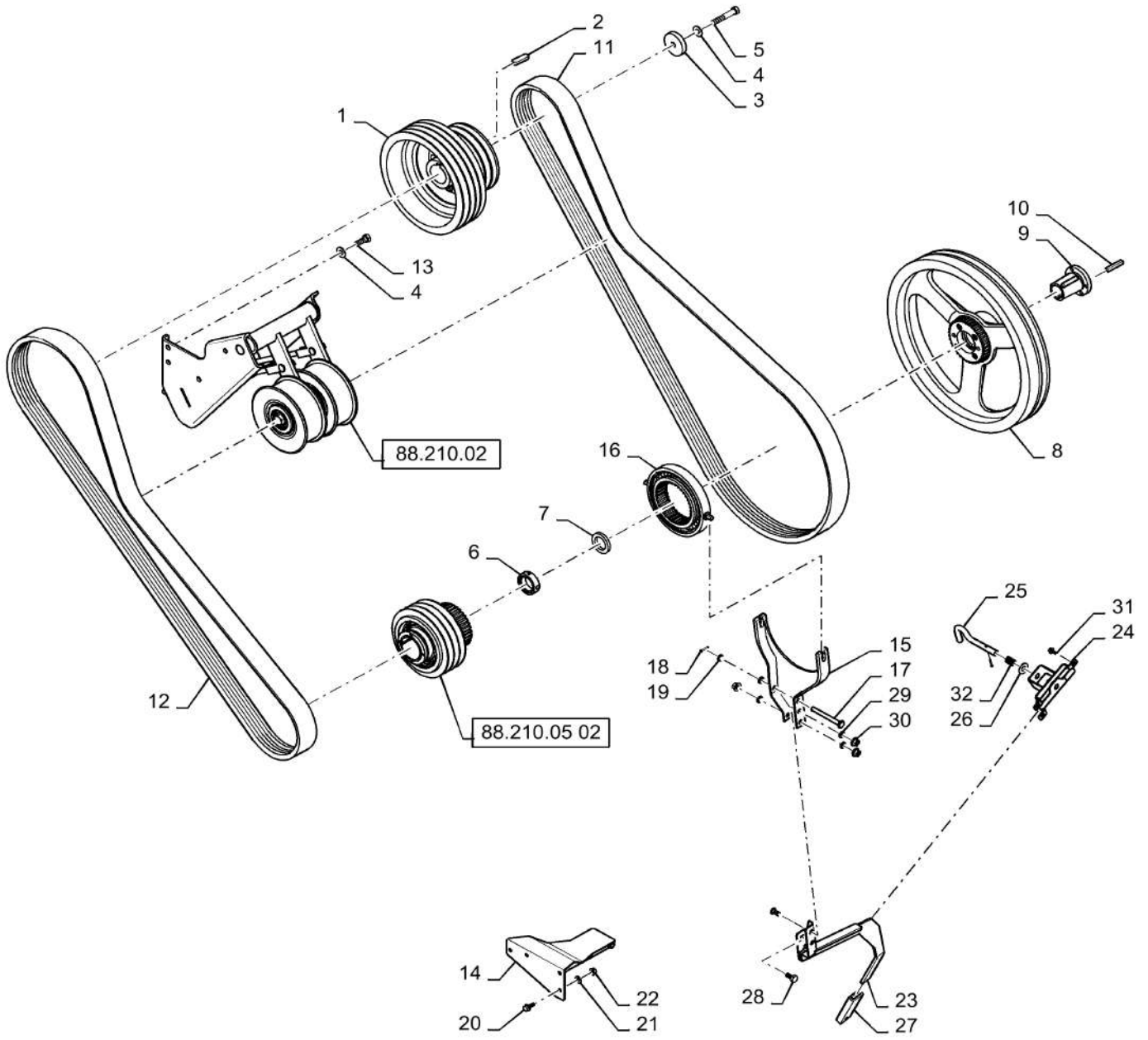
73.210.AD

01

p1

10/201
3

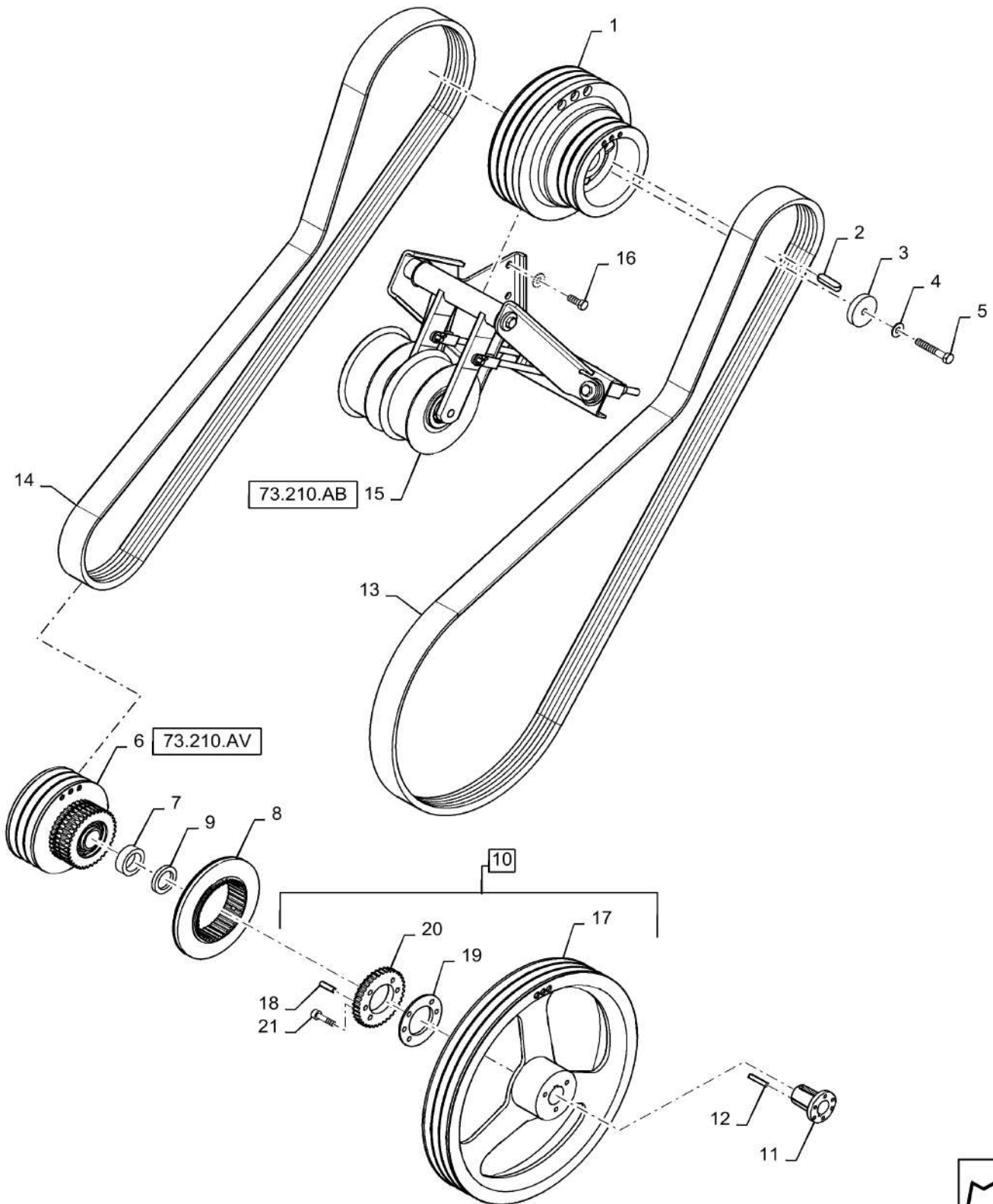
STRAWCHOPPER DRIVE W/ REMOTE SHIFT-BELTS AND PULLEYS



STRAWCHOPPER DRIVE W/ REMOTE SHIFT-BELTS AND PULLEYS

REF FN	PART NUMBER	YR/SN	QTY DESCRIPTION
1	87281239		1 PULLEY
2	170066		1 KEY M14 x 9 x 50, Par
3	84073172		1 WASHER M13 x 60 x 12 Thk
4	140046		5 BELLEVILLE WASHER Belleville, M12
5	9706717		1 BOLT Hex, M12 x 1.75 x 70mm, Cl 8.8
6	47067		1 RETAINER COLLAR
7	84223290		1 SPACER
8	84229854		1 PULLEY
9	87107341		1 BUSHING
10	87485		1 KEY
11	86517680		1 V-BELT 0.63" W x 119.90" L, 3 Ribs
12	86976208		1 BELT 16mm W x 2720mm L, 3 Ribs
13	9706687		4 BOLT Hex, M12 x 1.75 x 30mm, Cl 8.8, Full Thd
14	84477335		1 BRACKET
15	84360257		1 YOKE
16	84229927		1 COLLAR
17	87661862		1 PIN
18	130003		2 COTTER PIN M3.2 x 20
19	12648304		2 WASHER M10 x 17 x 1.5
20	87656137		4 BOLT Hvy Hex, M8 x 20mm, Cl 10.9
21	322358		4 BELLEVILLE WASHER M8
22	86507066		4 FLANGE NUT M8 x 1.25, Flg, Cl 10
23	84474223		1 HANDLE
24	84473476		1 GUIDE
25	84335923		1 PIN
26	86637949		1 WASHER 17/32" x 1 1/8" x .060"
27	357545		1 HANDLE GRIP
28	9861444		3 BOLT Hex, M10 x 1.5 x 20mm, Cl 10.9, Full Thd
29	140045		3 BELLEVILLE WASHER M10
30	86050279		3 FLANGE NUT M10 x 1.5, Flg, Cl 10
31	87695418		3 BOLT
32	87000071		1 COMPRESSION SPRING
			7230 8230 9230

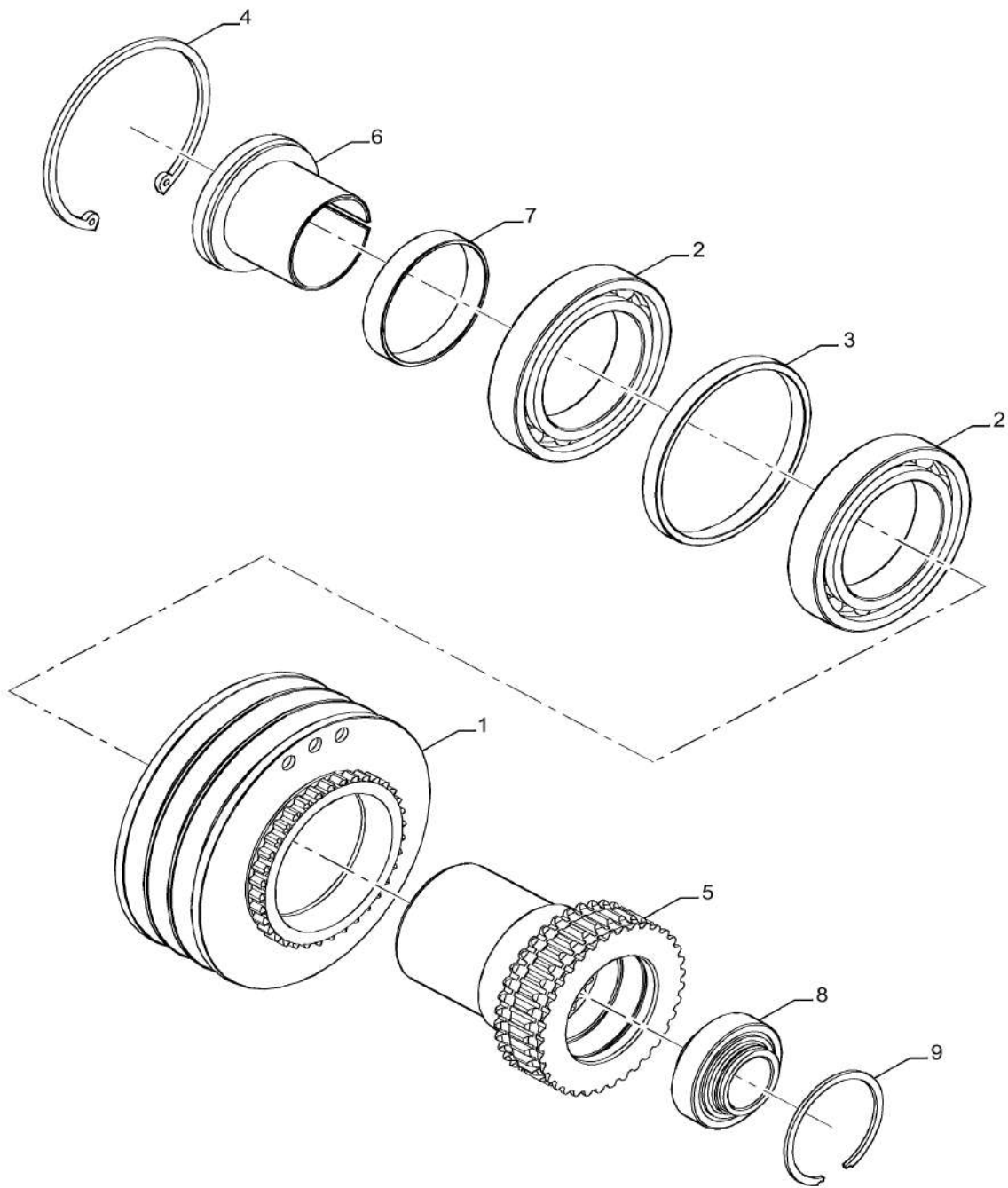
STRAWCHOPPER DRIVE-PULLEYS AND BELTS



STRAWCHOPPER DRIVE-PULLEYS AND BELTS

REF FN	PART NUMBER	YR/SN	QTY DESCRIPTION
1	87281239		1 PULLEY 6 groove
2	170066		1 KEY M14 x 9 x 50, Par
3	84073172		1 WASHER M13 x 60 x 12 Thk
4	140046		5 BELLEVILLE WASHER Belleville, M12
5	9706717		1 BOLT Hex, M12 x 1.75 x 70mm, Cl 8.8
6	84299070		1 SPLINED COUPLING Assy
7	47067		1 RETAINER COLLAR 1.375" Bore
8	87283584		1 COLLAR Chopper Shift
9	84223290		1 SPACER Ring
10	87283588		1 PULLEY Complete, Incl 17 - 21
11	87107341		1 BUSHING Keyed
12	87485		1 KEY 2" Long
13	86517680		1 V-BELT 0.63" W x 119.90" L, 3 Ribs
14	86976208		1 BELT 16mm W x 2720mm L, 3 Ribs
15	NSS		1 NOT SERVICED SEPARATELY Tensioner, See Page 73.210.AB
16	9706687		4 BOLT Hex, M12 x 1.75 x 30mm, Cl 8.8, Full Thd
17	87283586		1 PULLEY 3 Groove, Painted
18	87301554		2 PIN 10x35mm
19	87325137		1 PLATE 6 Hole Round
20	87283587		1 SPLINED RING 36 Tooth
21	14306721		4 HEX SOC SCREW Hex Socket, M8 x 40.00mm, Cl 8.8, ZND
			7230 8230 9230

STRAWCHOPPER DRIVE PULLY, SPLINED



STRAWCHOPPER DRIVE PULLY, SPLINED

REF FN	PART NUMBER	YR/SN	QTY DESCRIPTION
1	87510526		1 PULLEY 3 Groove, W/O Remote Shift
1	84220768		1 PULLEY 3 Groove, W/ Remote Shift
2	1345226C1		2 BALL BEARING 80 mm ID x 125 mm OD x 22 mm
3	87510529		1 SPACER 125mm OD
4	388294		1 SNAP RING M125, Int
5	84169026		1 SPLINED COUPLING 36 Spline Outside, 18 Spline Inside
5	84220767		1 HUB W/ Remote Shift
6	84194916		1 HUB ASSY. Concentric
7	84169027		1 SPACER 86mm OD
8	86976370		1 BALL BEARING 1.375" ID
9	131692		1 SNAP RING 3" OD

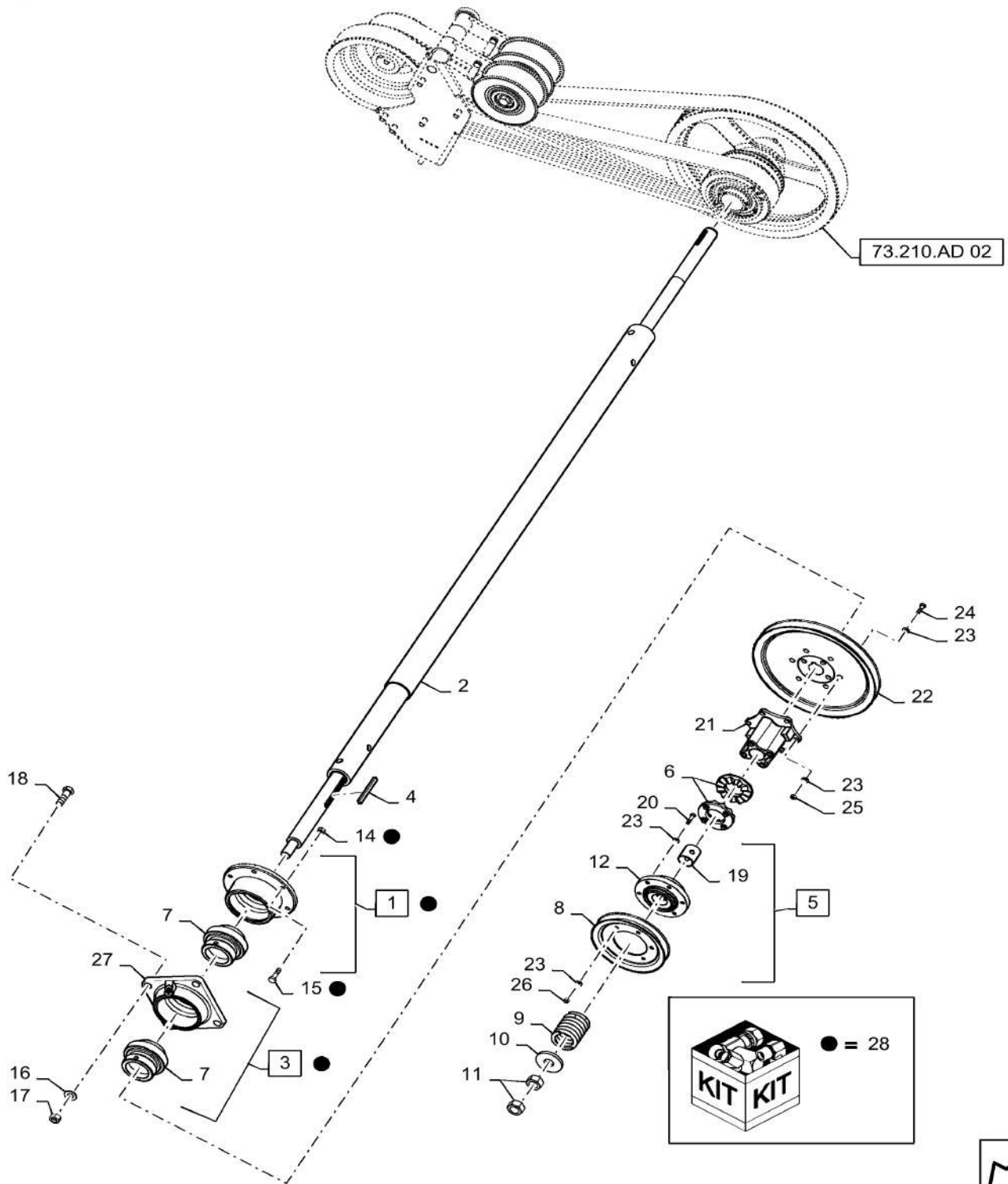
7230 8230 9230

73.210.AW

p1

10/201
3

STRAWCHOPPER DRIVE, STANDARD



STRAWCHOPPER DRIVE, STANDARD

REF FN	PART NUMBER	YR/SN	QTY DESCRIPTION
1	84174156		1 BEARING ASSY Bearing, Six-Bolt; Incl 7
2	84252624		1 SHAFT Heat Treated, Used With 87011857 Bellville Spring For Tailings Slip Clutch
3	87109088		1 BEARING ASSY Support - Incl 7, 27
4	86997578		1 KEY Retaining
5	87629096		1 PULLEY Tailings
6	168370C2		2 RATCHET Clutch
7	NSS		2 NOT SERVICED SEPARATELY Bearing, Order 7
8	86999341		1 PULLEY Driver, Tailings
8	84533567		1 PULLEY Std Speed W/ Suction Fan
9	420927		1 SPRING Compression
10	86997063		1 GROOVED BUSHING 70mm OD
11	9848973		2 NUT M24, CI 10
12	87619879		1 HUB 6 Ear
14	86512497		6 FLANGE NUT M12 x 1.75, Flg, CI 10
15	87672196		6 FLANGE BOLT Hvy Hex, M12 x 45mm, CI 10.9 M12 x 45
16	140048		8 BELLEVILLE WASHER M16
17	392530		4 NUT M16, CI 10
18	9845488		4 BOLT Carriage, Short Neck, CL 10.9, M16 x 2 x 50
19	86997496		1 BUSHING Slip Clutch
20	412479		6 BOLT Hex, M8 x 1.25 x 35mm, CI 8.8
21	84544453		1 HUB Std Speed
22	84128455		1 PULLEY ASSY. Single Speed
22	86999007		1 PULLEY Two Speed (Double Pulley)
23	322358		24 BELLEVILLE WASHER M8
24	43235		6 BOLT Hex, M8 x 1.25 x 30mm, CI 10.9, Full Thd
25	829-1408		6 NUT M8, CI 10
26	825-1408		6 NUT M8, CI 8

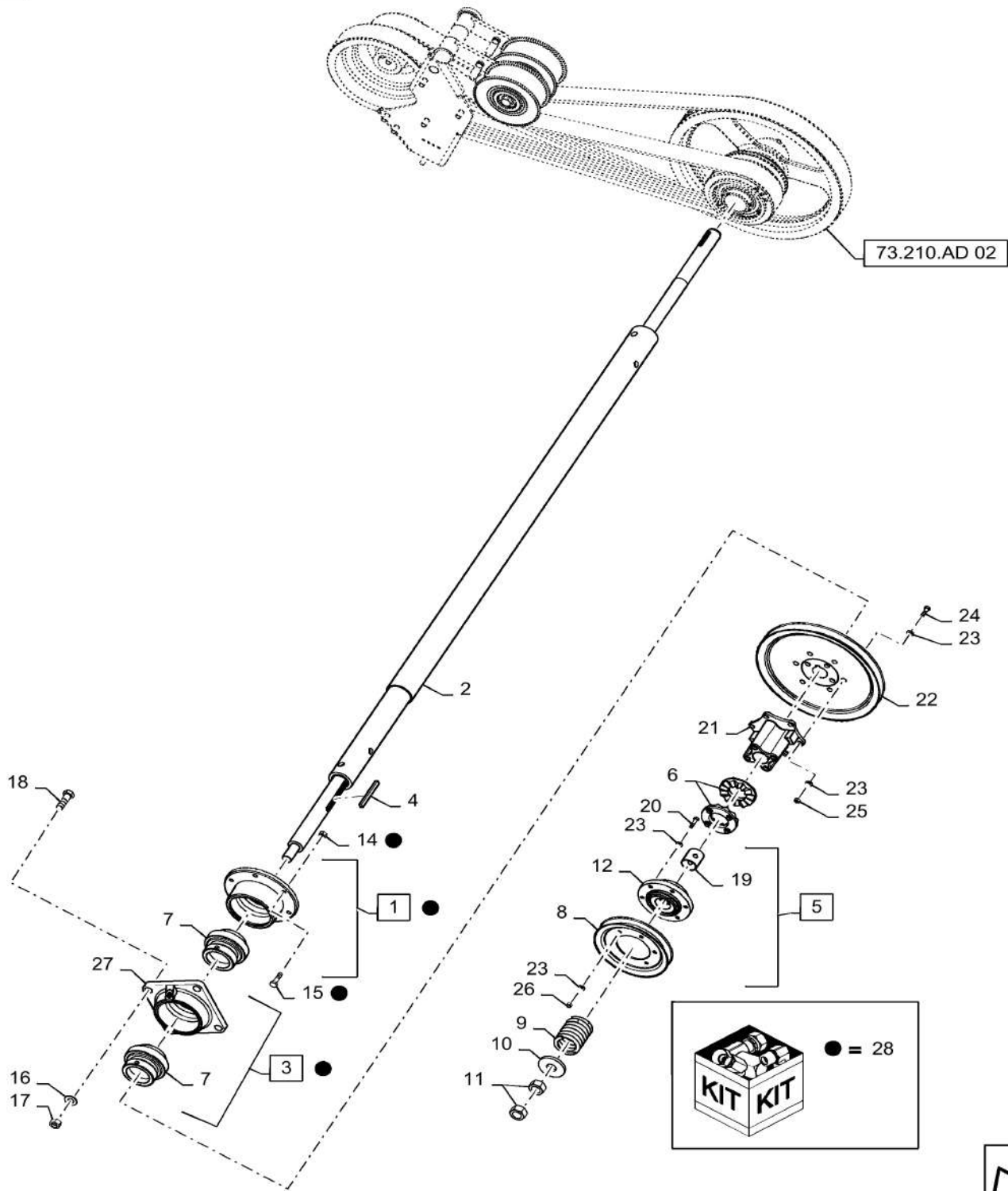
7230 8230 9230

73.210.AW


p2

10/201
3

STRAWCHOPPER DRIVE, STANDARD



73.210.AD 02

 ● = 28



73.210.AW

p2

10/201
3

STRAWCHOPPER DRIVE, STANDARD

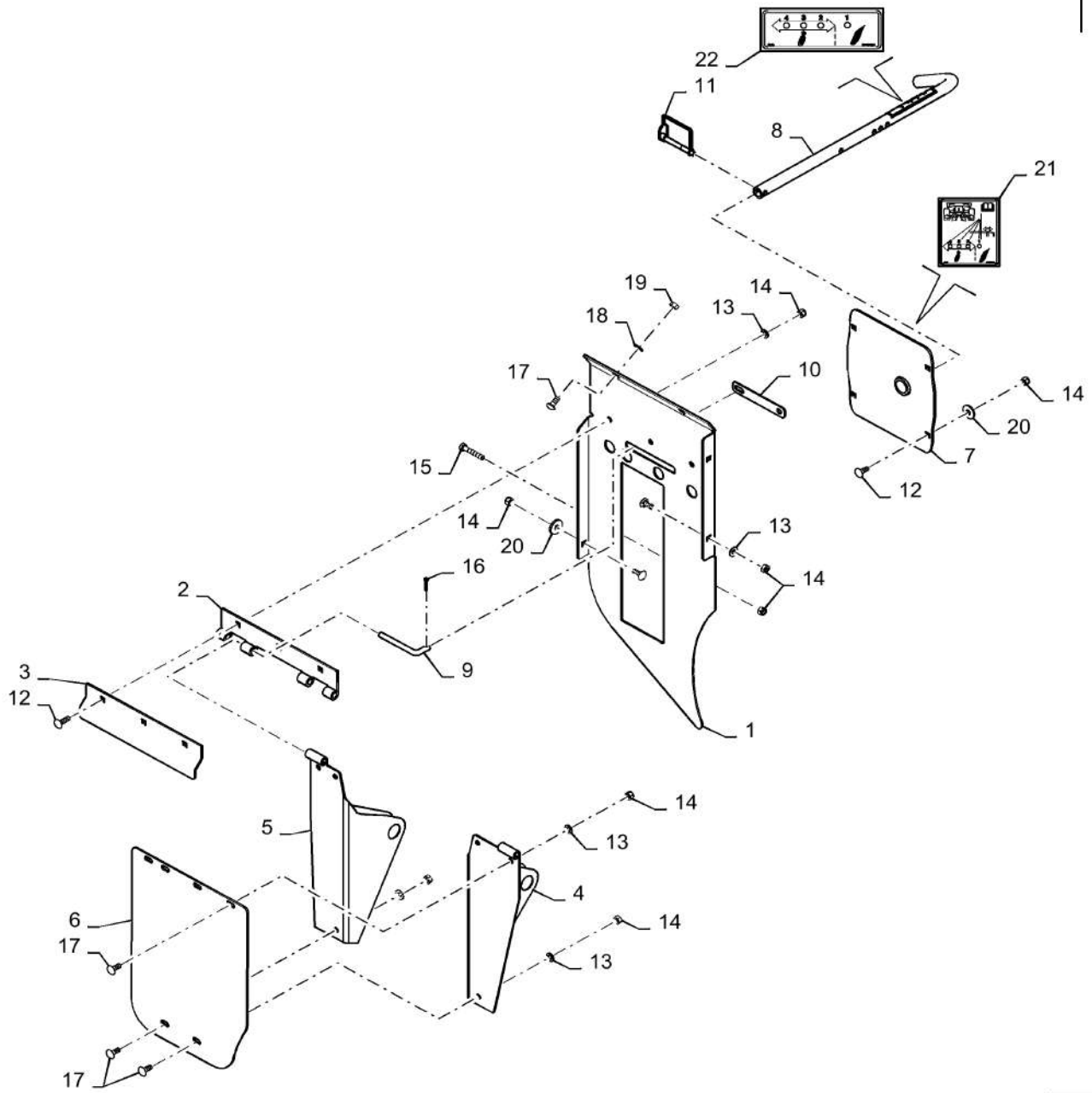
REF FN	PART NUMBER	YR/SN	QTY DESCRIPTION
27	NSS		1 NOT SERVICED SEPARATELY HOUSING, Bearing - Incl with 3
28	87723220		AR DRIVE Drive Bearings, Incl 1,3,14,15

7230 8230 9230

DEFLECTOR, R.H. CHOPPER DISCHARGE



23



73.230.AG

01

p1

10/201
3**DEFLECTOR, R.H. CHOPPER DISCHARGE**

REF FN	PART NUMBER	YR/SN	QTY DESCRIPTION
1	87726081		1 BULKHEAD Discharge
2	87325654		1 HINGE Plate
3	87726083		1 WEAR PLATE Painted
4	87485544		1 HINGE Plate, R.H.
5	87485542		1 HINGE Plate, L.H.
6	87732857		1 PLATE Deflector
7	87728709		1 SERVICE KIT Mounting Plate, Incl 21
8	87728710		1 SERVICE KIT Handle, Incl 22
9	87325655		2 PIN 91.8mm Long
10	87726088		1 STRAP Retaining
11	647695		1 PIN Snap Lock
12	308761		5 BOLT Short NK, M8 x 25, CI8.8, Full Thd
13	86624184		9 WASHER Flat, 9.00mm ID x 16.00mm OD x 1.60mm, CST, ZND
14	86629542		13 NUT M8 x 1.25, CI 8
15	120061		1 BOLT Hex, M8 x 60, 8.8
16	130003		2 COTTER PIN M3.2 x 20
17	86507486		11 CARRIAGE BOLT Sht Sq Nk, M8 x 20mm, CI 8.8, Full Thd
18	322358		4 BELLEVILLE WASHER M8
19	9706690		4 NUT Hex, M8, 1.25mm Pitch, 6.80mm High, CI 8, ZND
20	140041		3 WASHER M8 x 28 x 3
21	87728707		1 DECAL Deflector
22	87728708		1 DECAL Handle
23	87328003		1 DIA KIT, HARVESTER Incl 1 - 22

7230 8230 9230

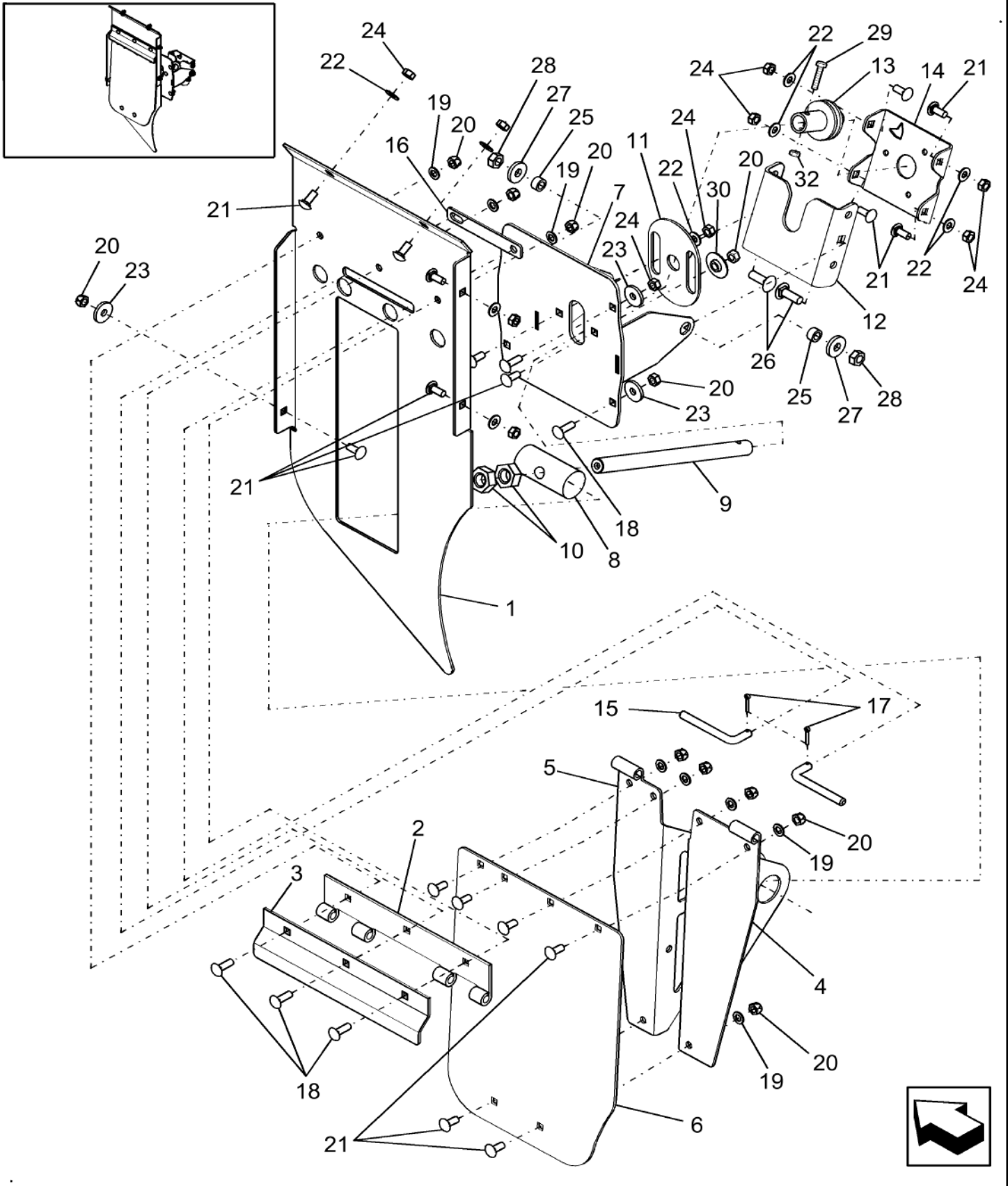
73.230.AG

02

p1

10/201
3

DEFLECTOR, REMOTE ADJUSTABLE CHOPPER DISCHARGE



73.230.AG

02

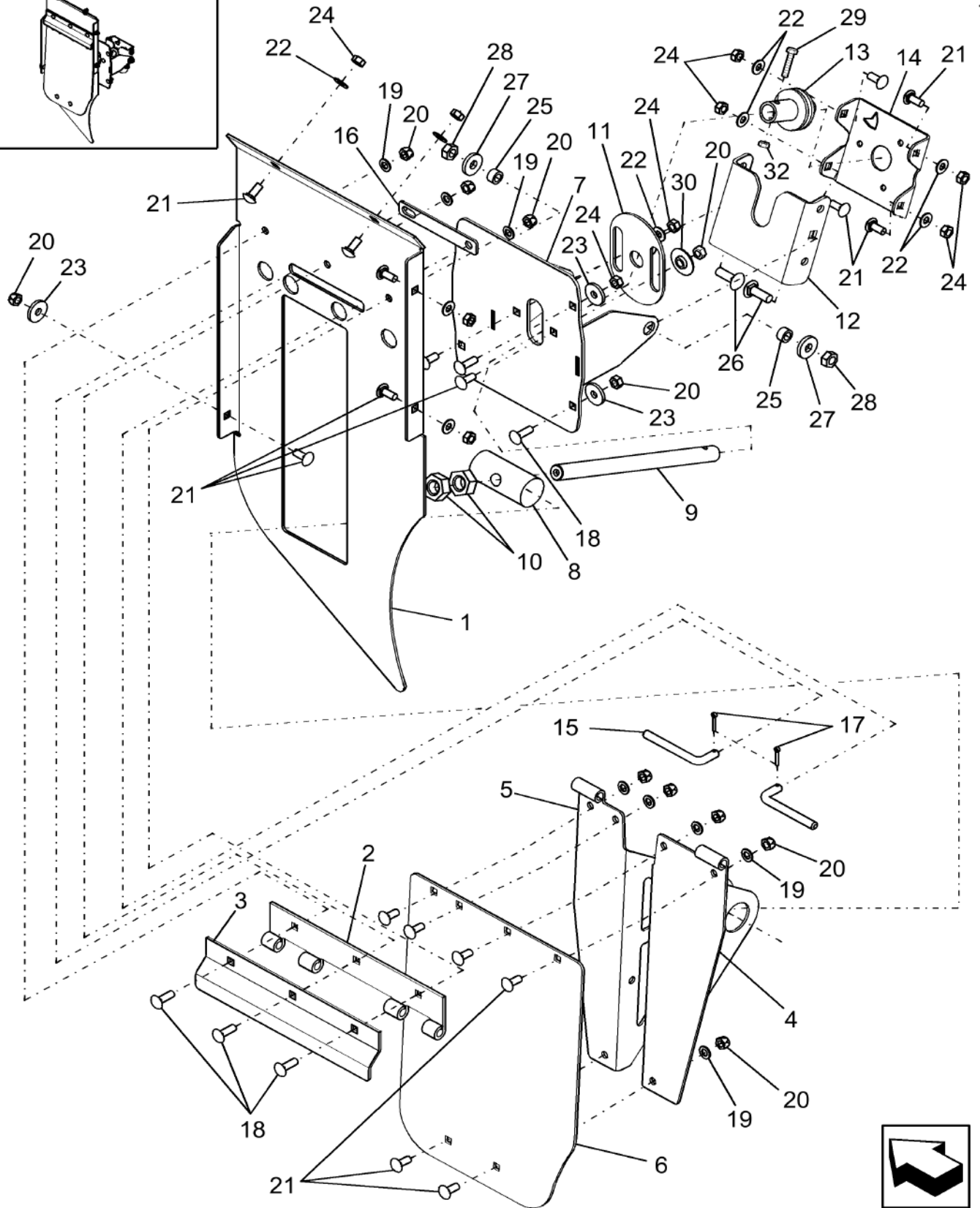
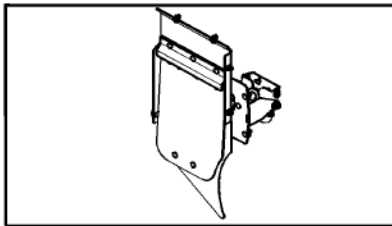
p1

10/201
3**DEFLECTOR, REMOTE ADJUSTABLE CHOPPER DISCHARGE**

REF FN	PART NUMBER	YR/SN	QTY DESCRIPTION
1	87726081		1 BULKHEAD
2	87325654		1 HINGE
3	87726083		1 WEAR PLATE
4	87485544		1 HINGE L.H.
5	87485542		1 HINGE R.H.
6	87732857		1 PLATE
7	87485540		1 SUPPORT ASSY.
8	719335		1 NUT 3/4"-6, Acme
9	87552966		1 WORM SCREW Screw, Worm
10	717506		2 NUT 3/4"-6, Acme
11	87485545		1 SPACER Slide
12	87485535		1 BRACKET Pivot
13	87553176		1 SHAFT ASSY. Hub
14	87479642		1 MOUNTING PLATE
15	87325655		2 PIN
16	87726088		1 STRAP
17	130003		2 COTTER PIN M3.2 x 20
18	308761		5 BOLT Short NK, M8 x 25, CI8.8, Full Thd
19	86624184		9 WASHER Flat, 9.00mm ID x 16.00mm OD x 1.60mm, CST, ZND
20	86629542		14 NUT M8 x 1.25, CI 8
21	86507486		17 CARRIAGE BOLT Sht Sq Nk, M8 x 20mm, CI 8.8, Full Thd
22	322358		8 BELLEVILLE WASHER M8
23	140041		3 WASHER M8 x 28 x 3
24	9706690		8 NUT Hex, M8, 1.25mm Pitch, 6.80mm High, CI 8, ZND
25	86615036		2 SPACER
26	86512446		2 CARRIAGE BOLT Sht Nk, M10 x 30mm, CI 8.8, Full Thd
27	86592700		2 WASHER M10 x 28 x 4, HT
28	100016		2 NUT M10, CI 8
29	86977789		1 BOLT Hex, M6 x 1 x 35mm, CI 8.8

7230 8230 9230

DEFLECTOR, REMOTE ADJUSTABLE CHOPPER DISCHARGE



73.230.AG

02

p2

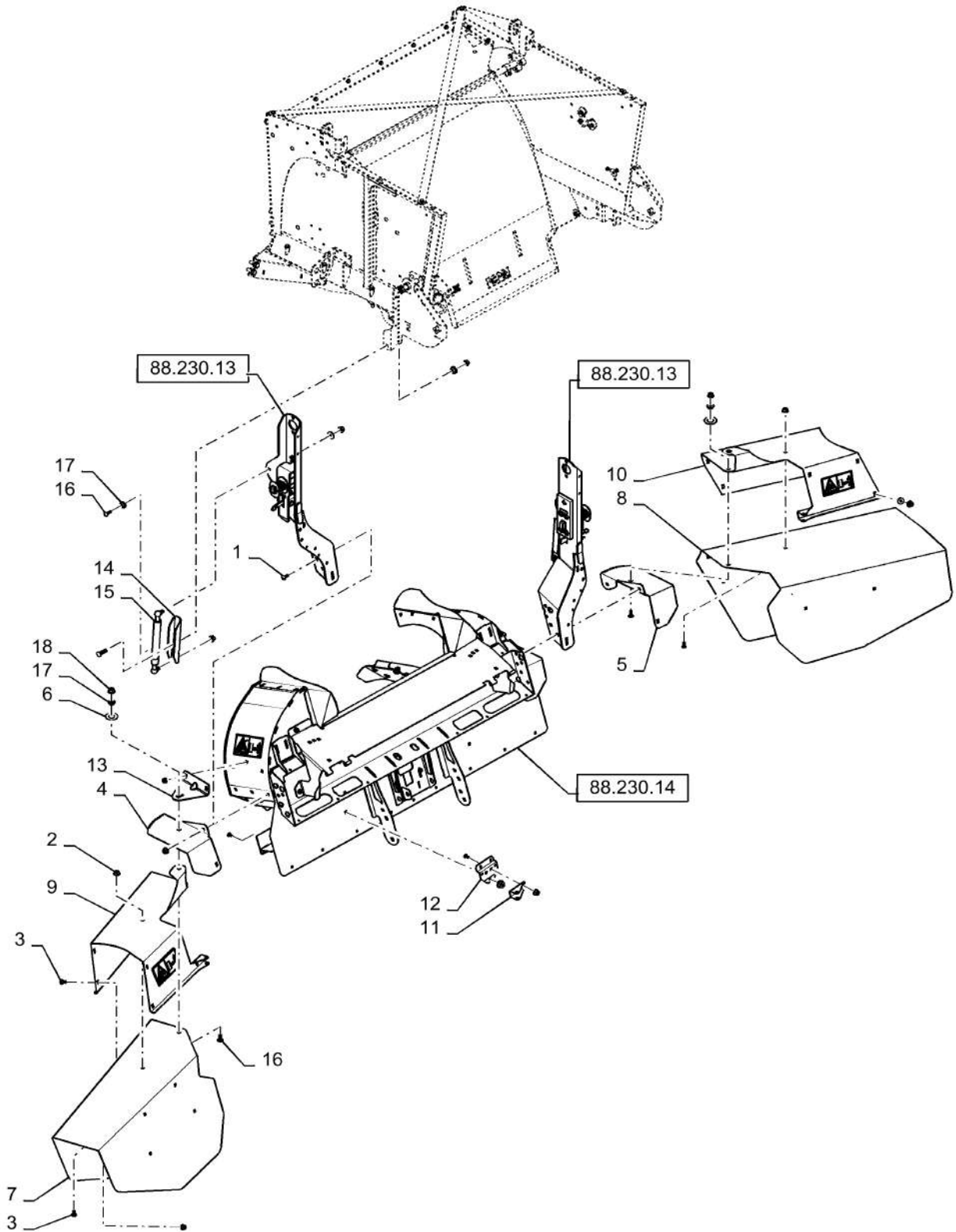
10/201
3

DEFLECTOR, REMOTE ADJUSTABLE CHOPPER DISCHARGE

REF FN	PART NUMBER	YR/SN	QTY DESCRIPTION
30	87374162		2 BUSHING
31	1 87488680		1 ELECTRIC MOTOR
32	353308		1 NUT M6 x 1, CI 8
(1)	Not Shown		

7230 8230 9230

SPREADER INSTALLATION



73.230.AG

03

p1

10/201
3**SPREADER INSTALLATION**

REF FN	PART NUMBER	YR/SN	QTY DESCRIPTION
1	87682391		1 CARRIAGE BOLT Sht Sq Nk, M10 x 25mm, CI 10.9
2	86507066		38 FLANGE NUT M8 x 1.25, Flg, CI 10
3	87682383		38 BOLT
4	84256066		1 PIVOT LH
5	84256068		1 PIVOT RH
6	603797		2 THRUST WASHER
7	84131356		1 DEFLECTOR LH
8	84131358		1 DEFLECTOR RH
9	84411081		1 SUPPORT LH W/ Decal
10	84411082		1 SUPPORT RH W/ Decal
11	84127251		2 PIVOT
12	84132336		2 SUPPORT
13	84273548		2 PIVOT
14	84394670		2 CONNECTING LINK
15	361456A1		2 GAS STRUT
16	87682392		6 BOLT
17	84231043		6 BUSHING
18	86050279		16 FLANGE NUT M10 x 1.5, Flg, CI 10

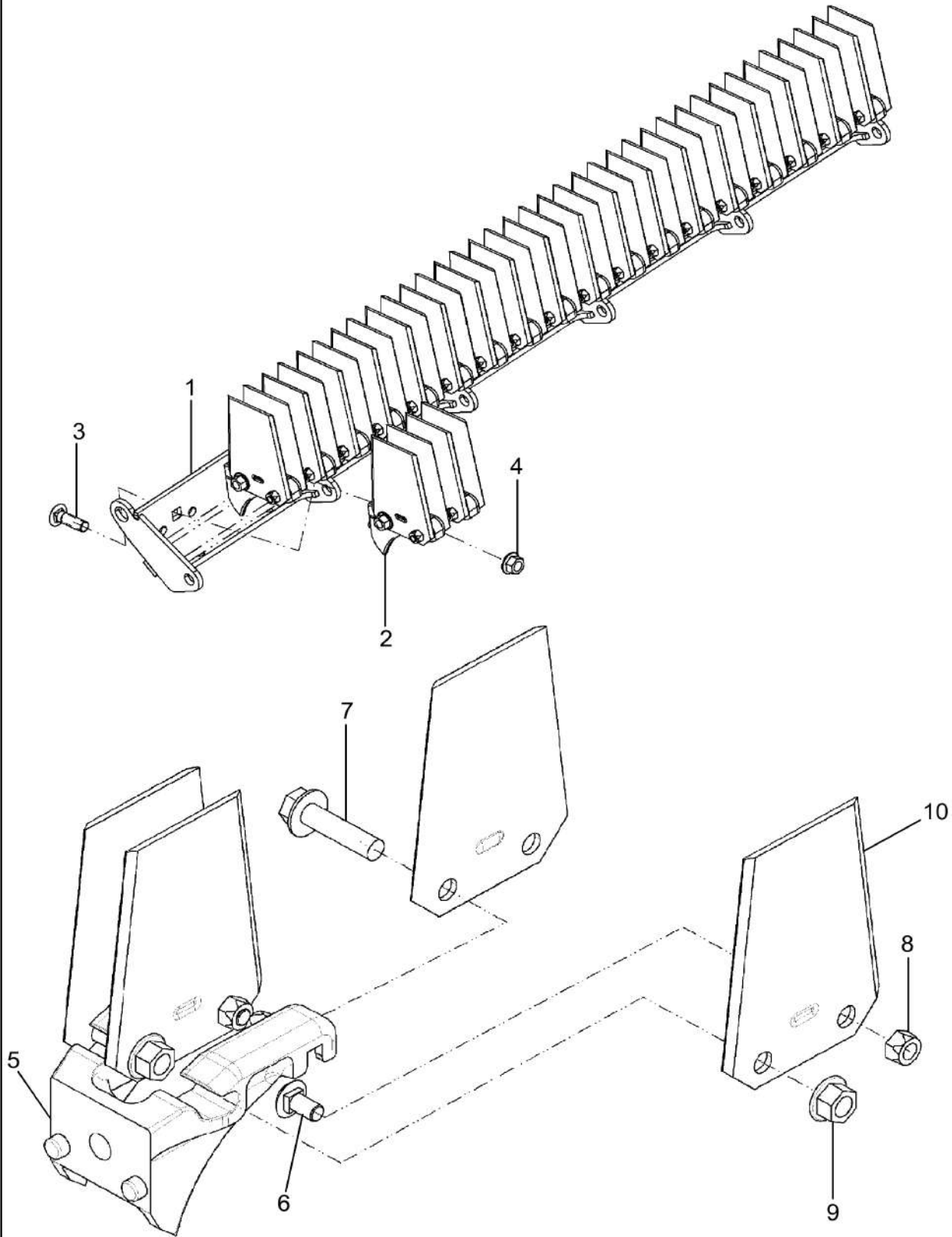
7230 8230 9230

73.230.AK

p1

10/201
3

DIA KIT: KNIFE FRAME, FIXED



73.230.AK

p1

10/201
3**DIA KIT: KNIFE FRAME, FIXED**

REF FN	PART NUMBER	YR/SN	QTY DESCRIPTION
1	84191695		1 MOUNTING PLATE
2	84191696		10 KNIFE ASSY Fine Cut
2	84228905		10 KNIFE ASSY Standard Cut
3	87698852		10 CARRIAGE BOLT Sq Nk, M12 x 40mm, CI 10.9, Full Thd
4	86512497		10 FLANGE NUT M12 x 1.75, Flg, CI 10
5	{ }		NSS Part of Ref 2
6	86619060		4 CARRIAGE BOLT Sht Sq Nk, M8 x 16mm, CI 8.8, Full Thd
7	9804263		2 BOLT Hex, M10 x 40mm, CI 8.8
8	86629542		4 NUT M8 x 1.25, CI 8
9	9804278		2 FLANGE NUT Hex Flg, M10, 1.5 Pitch, Gr 8
10	84424430		4 SERVICE KIT DIA, Includes 4 Blades

7230 8230 9230

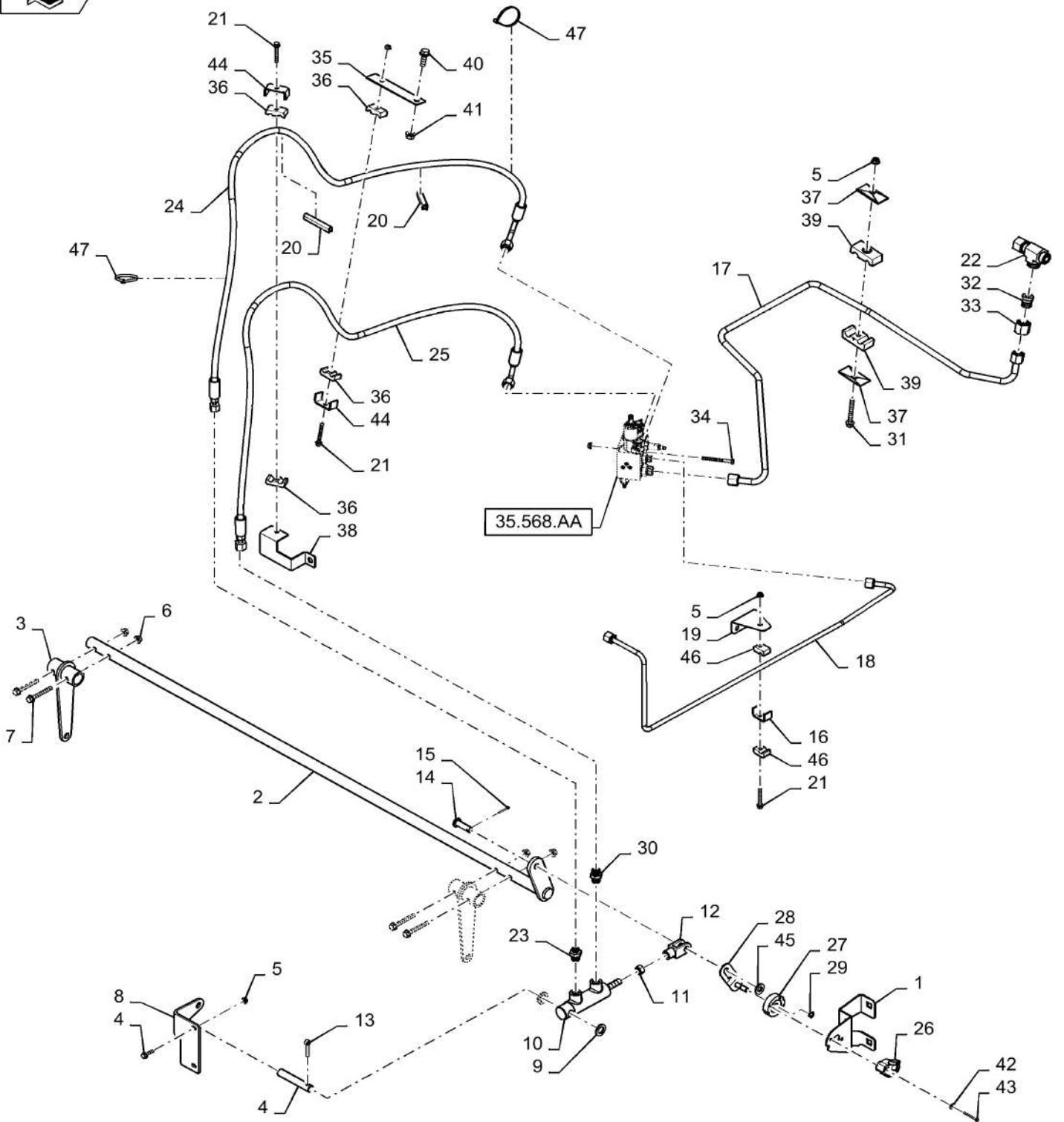
73.230.AK

02

p1

10/201
3

ADJUSTER, HYDRAULIC SYSTEM, KNIFE ASSY



73.230.AK

02

p1

10/201
3**ADJUSTER, HYDRAULIC SYSTEM, KNIFE ASSY**

REF FN	PART NUMBER	YR/SN	QTY DESCRIPTION
1	84367648		1 BRACKET Pivot
2	84353544		1 SHAFT Pivot Adjustment
3	87670419		2 ARM ASSY. Pivot
4	87675531		2 BOLT Flange, M6 X 20mm Full Thread 10.9
5	86050300		7 FLANGE NUT M6 x 1, Flg, CI10
6	87681210		5 FLANGE NUT Hex, M8, CI 10
7	87670761		4 BOLT Flange, M8 X 60mm 10.9
8	47404879		1 BRACKET Adjustment Cylinder Mount
9	86588503		2 WASHER M16 x 28 x 3
10	84333218		1 LIFT CYLINDER Knife Bank Adjustment
11	337475		1 NUT M12, CI 10
12	84333575		1 CLEVIS Short M12 X 24mm
13	412687		1 COTTER PIN M6.3 x 32
14	321018		1 CLEVIS PIN M12 x 40
15	130004		1 COTTER PIN M3.2 x 25
16	433101		1 SUPPORT Clamp
17	47405122		1 HYD. TUBE Counter Knife Return
18	47394727		1 HYD. TUBE Counter Knife Supply
19	47408148		1 BRACKET Valve Support
20	291186		AR PROTECTION Edge Channel
21	87670760		3 BOLT Flange, M6 X 50mm 10.9
22	84989850		1 3 WAY CONNECTION Swivel, 16mm
23	84294527		1 HYD CONNECTOR 6mm ORFS X M16 ORB
24	47393228		1 HYDRAULIC HOSE Counter Knife Cylinder "B" Port
25	47393231		1 HYDRAULIC HOSE Counter Knife Cylinder "A" Port
26	87330286		1 SENSOR Knife Block Position
27	87362420		1 MOUNT Position Sensor Pickup
28	84349122		1 BRACKET Position Sensor Linkage
29	86000439		1 SNAP RING #37, Ext
30	86579672		1 HYD CONNECTOR 11/16"-16 ORFS x M16 x 1.5 ORB

7230 8230 9230

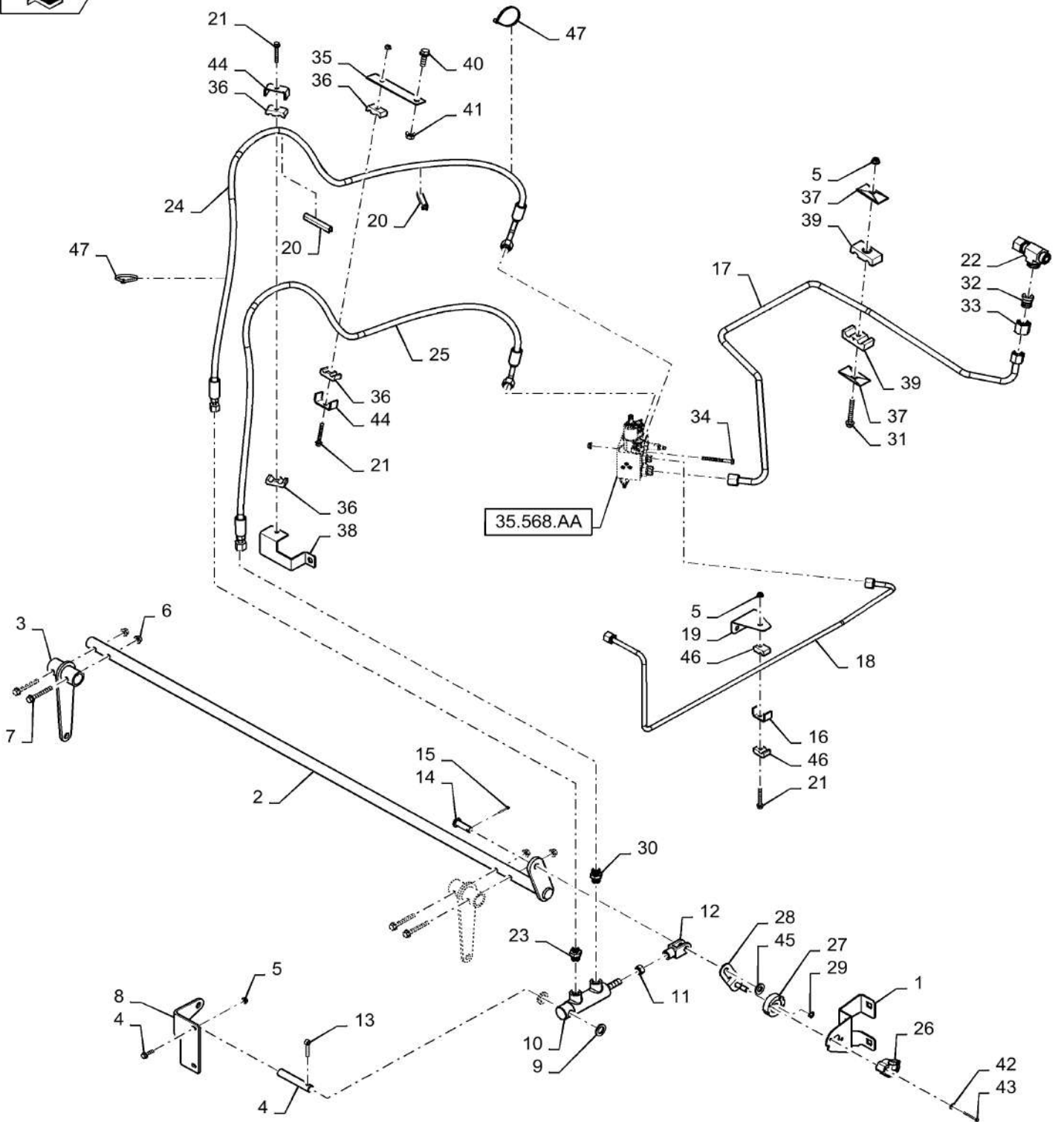
73.230.AK

02

p2

10/201
3

ADJUSTER, HYDRAULIC SYSTEM, KNIFE ASSY



73.230.AK

02

p2

10/201
3**ADJUSTER, HYDRAULIC SYSTEM, KNIFE ASSY**

REF FN	PART NUMBER	YR/SN	QTY DESCRIPTION
31	87656138		1 BOLT Flange, M8 X 70mm 10.9
32	84989629		1 HYD CONNECTOR ORFS 5/8" X 1/2"
33	85802819		1 TUBE NUT ORFS 16mm
34	86508569		2 BOLT Hex, M6 x 70mm, Cl 8.8
35	84342783		1 BRACKET Counter Knife Tube
36	430357		4 CLAMP Rubber, 42mm X 20mm X 12mm
37	87000230		2 PLATE Clamp
38	47393223		1 BRACKET Counter Knife Hoses
39	87000139		1 CLAMP 1/2" X 5/8"
40	87698837		1 BOLT Flange, M10 X 30mm Full Thread 10.9
41	86050279		1 FLANGE NUT M10 x 1.5, Flg, Cl 10
42	322355		2 BELLEVILLE WASHER Belleville, M4
43	87384106		2 BOLT Hex, M4 x 40mm, Cl 8.8
44	431941		2 SUPPORT Tube
45	86588502		1 WASHER M12 x 25 x 3
46	433008		2 CLAMP Rubber
47	86566989		2 CABLE TIE M4.75 x 190.5 L
			7230 8230 9230

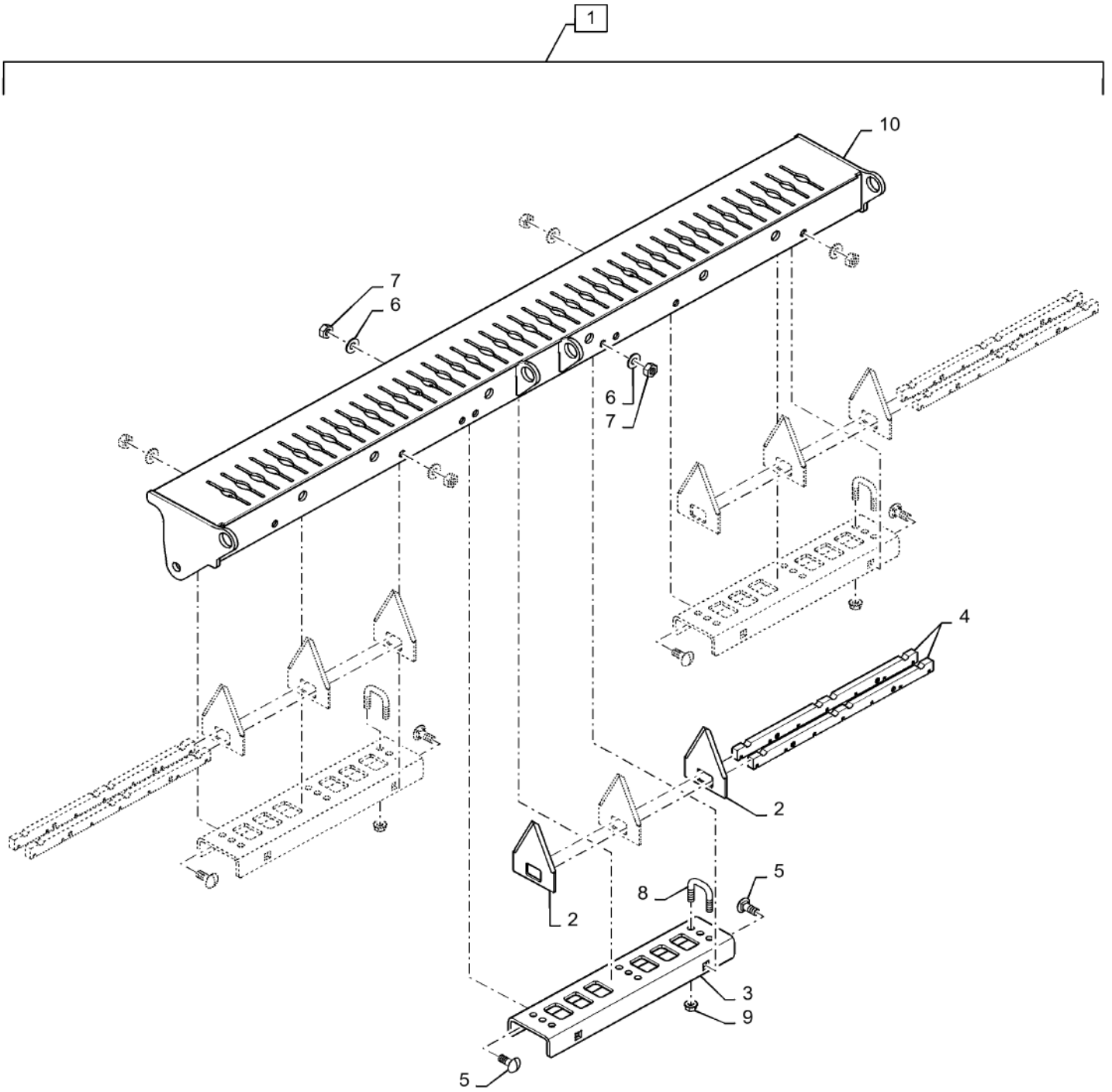
73.230.AK

03

p1

10/201
3

KNIFE ASSY, STANDARD



KNIFE ASSY, STANDARD

REF FN	PART NUMBER	YR/SN	QTY DESCRIPTION
1	87585836		1 FRAME Complete, Incl 2 - 10
2	87106692		21 KNIFE SECTION Straw Chopper Stationary
3	87578084		3 SUPPORT ASSY. Knife
4	87633175		6 RETAINER Knife Retaining
5	86633356		12 CARRIAGE BOLT Short NK, M10 x 25, CI8.8, Full Thd
6	140045		12 BELLEVILLE WASHER M10
7	100016		12 NUT M10, CI 8
8	{873911950}		9 U Bolt
9	86505868		18 SERRATED NUT M8, Flg Ser
10	87578082		1 FRAME Main Knife Holder

	7230 8230 9230
--	----------------

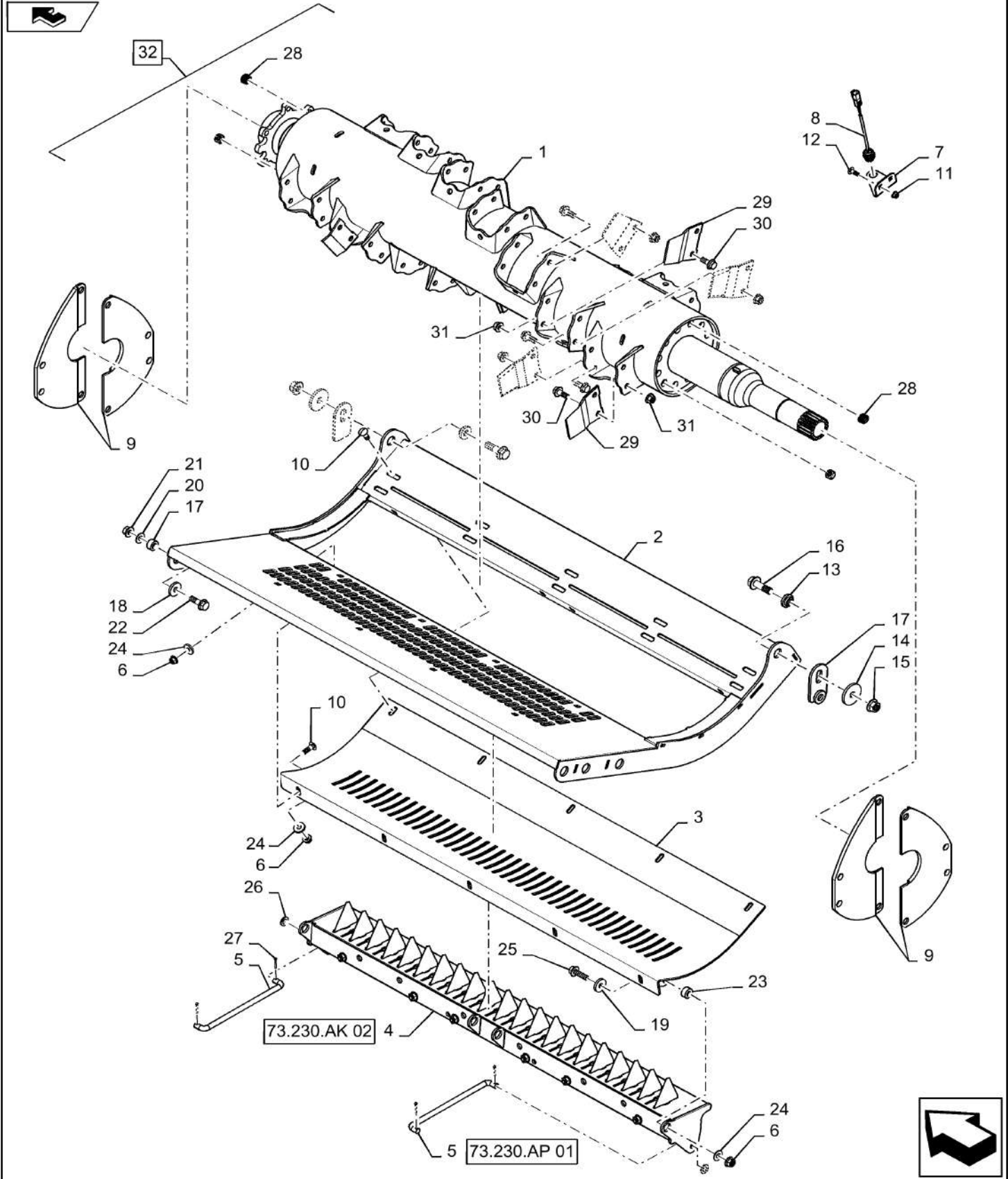
73.230.AM

01

p1

10/201
3

CHOPPER BODY ASSY, 28 KNIVES



73.230.AM

01

p1

10/201
3**CHOPPER BODY ASSY, 28 KNIVES**

REF FN	PART NUMBER	YR/SN	QTY DESCRIPTION
1	84217070		1 CHOPPER BODY ASSY 28 Knife, Incl 28 - 32
2	84187500		1 PAN ASSY. Deflector
3	87565653		1 GUARD ASSY. Knife
4	87585836		1 FRAME Stationary Knife Assy
5	87282824		2 LINK Knife bar Adjust
6	86050279		14 FLANGE NUT M10 x 1.5, Flg, CI 10
7	87651216		1 SUPPORT ASSY. Speed Sensor
8	87342073		1 SENSOR RPM Speed
9	87282748		4 SEAL Shaft
10	87682392		10 BOLT Carriage, M10 X 30mm
11	86507066		2 FLANGE NUT M8 x 1.25, Flg, CI 10
12	87682384		2 BOLT Carriage, M8 X 25mm
13	87000251		2 BUSHING Painted
14	84007183		2 WASHER M16 x 58 x 6
15	87016581		2 FLANGE NUT M16 x 2, Flg, CI 10
16	87698849		2 BOLT Flange, M16 x 50mm, Class 10.9, ZND
17	84192820		2 GUIDE Adjustable
18	699963		2 SPACER Pan Retention
19	86592701		2 WASHER M12 x 35 x 5, HT
20	140046		2 BELLEVILLE WASHER Belleville, M12
21	86512497		2 FLANGE NUT M12 x 1.75, Flg, CI 10
22	87695413		2 BOLT Flange, M12 x 40mm, Class 10.9, ZND
23	86997386		4 BUSHING Knife Bar Retention
24	86592700		14 WASHER M10 x 28 x 4, HT
25	87698837		4 BOLT Flange, M10 X30mm Full Thread 10.9
26	140018		4 WASHER M12 x 24 x 2.5
27	130004		4 COTTER PIN M3.2 x 25
28	87284568		24 PLUG Plastic
29	87280494		28 BLADE Knife
30	87030508		56 BOLT Hvy Hex, M12 x 30mm, CI 10.9
			7230 8230 9230

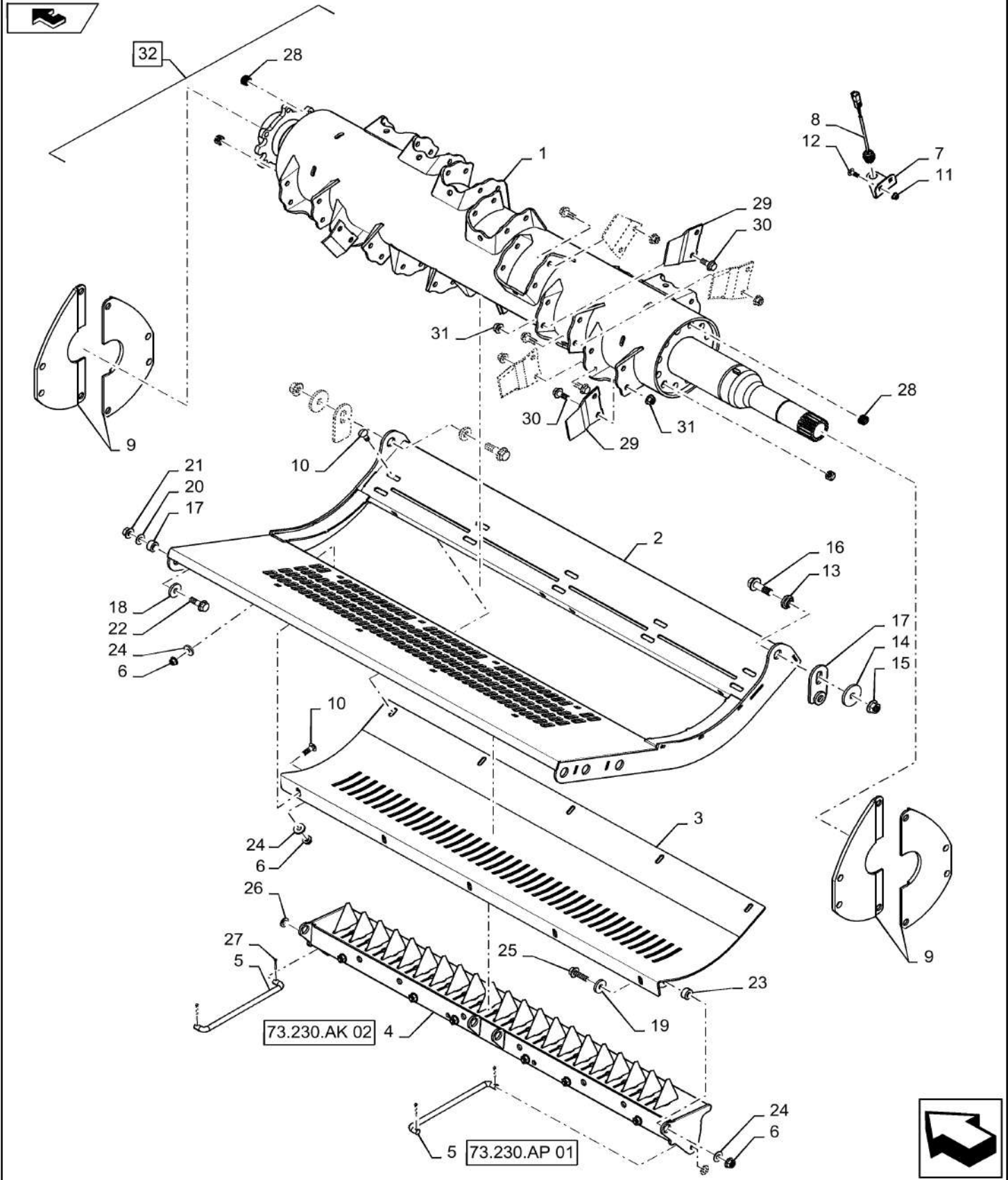
73.230.AM

01

p2

10/201
3

CHOPPER BODY ASSY, 28 KNIVES



73.230.AM

01

p2

10/201
3

CHOPPER BODY ASSY, 28 KNIVES

REF FN	PART NUMBER	YR/SN	QTY DESCRIPTION
31	86512497		56 FLANGE NUT M12 x 1.75, Flg, CI 10
32	NSS		1 NOT SERVICED SEPARATELY Chopper Body, Order Complete 1

7230 8230 9230

73.230.AM

02

p1

10/201
3

CHOPPER BODY ASSY, MAGNACUT, 120 KNIVES

ART

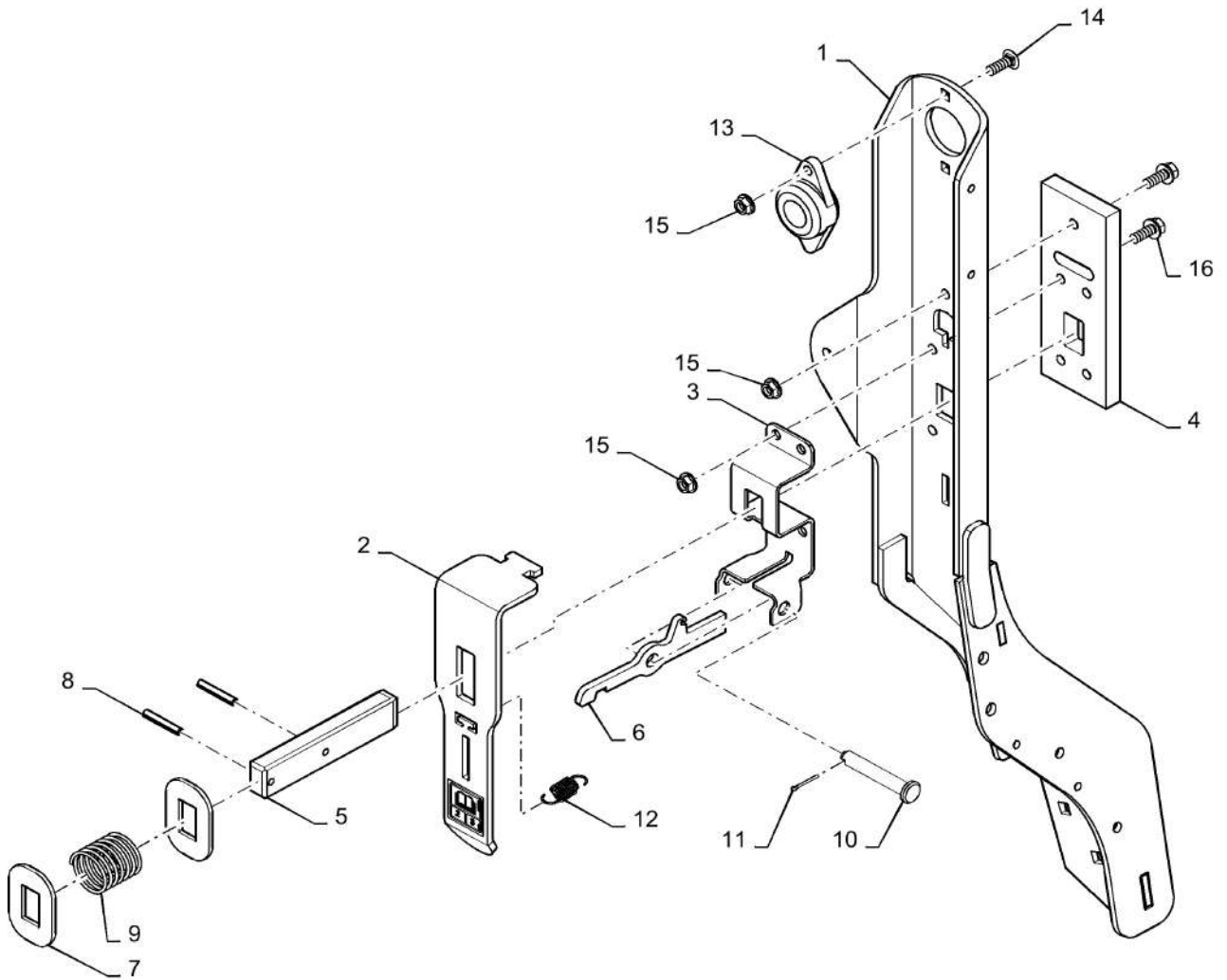
NOT

AVAILABLE

CHOPPER BODY ASSY, MAGNACUT, 120 KNIVES

REF FN	PART NUMBER	YR/SN	QTY DESCRIPTION
1	84203959		1 CHOPPER BODY ASSY 120 Knife, Incl
2	84187500		1 PAN ASSY. Deflector
3	87284568		24 PLUG Plastic
4	84232968		AR SERVICE KIT Incl 6 Blades (Nss),
5	87687121		1 SLAT Support
6	87672196		120 FLANGE BOLT Hvy Hex, M12 x 45mm, CI 10.9 Flange, M12 X 45mm, 10.9
7	86512497		120 FLANGE NUT M12 x 1.75, Flg, CI 10
8	NS		1 NOT SERVICED Order Complete 1
9	84192820		2 GUIDE Adjuster
10	87000251		2 BUSHING 34mm OD
11	87698849		2 BOLT Flange, M16 x 50mm, Class 10.9, ZND
12	84007183		2 WASHER M16 x 58 x 6
13	87016581		2 FLANGE NUT M16 x 2, Flg, CI 10
14	699963		2 SPACER 12.7mm Tall
15	86592701		2 WASHER M12 x 35 x 5, HT
16	87695413		2 BOLT Flange, M12 x 40mm, Class 10.9, ZND
17	140046		2 BELLEVILLE WASHER Belleville, M12
18	86512497		2 FLANGE NUT M12 x 1.75, Flg, CI 10
19	87282748		4 SEAL Chopper End Shaft
20	87651216		1 SUPPORT ASSY. Bracket
21	87342073		1 SENSOR Chopper RPM Speed Sensor
22	87682384		2 BOLT Carriage, M8 X 25mm, 10.9
23	86507066		2 FLANGE NUT M8 x 1.25, Flg, CI 10
			7230 8230 9230

STRAW SPREADER SUPPORTS



STRAW SPREADER SUPPORTS

REF FN	PART NUMBER	YR/SN	QTY DESCRIPTION
1	84401249		1 ARM LH, Shown
1	84385804		1 ARM RH, Not Shown
2	84495336		1 HANDLE
3	87283065		1 BRACKET
4	87283070		1 SLIDING PAD
5	87283063		1 LOCKING BAR
6	87283062		1 TRIGGER
7	87283069		2 LOCK WASHER
8	86625115		2 PIN M6 x 40, Coiled
9	87283233		1 SPRING
10	87016659		1 COTTER PIN M2.5 x 20
11	87301316		1 CLEVIS PIN M12 x 75
12	84420748		1 SPRING
13	9839087		1 NYLON BEARING 25.5 mm ID x 50 mm OD x 30 mm
14	87682384		2 BOLT
15	87681210		7 FLANGE NUT Hex, M8, CI 10
16	87698833		5 BOLT Hvy Hex Flg, M8 x 25mm, CI 10.9, Full Thd
			7230 8230 9230

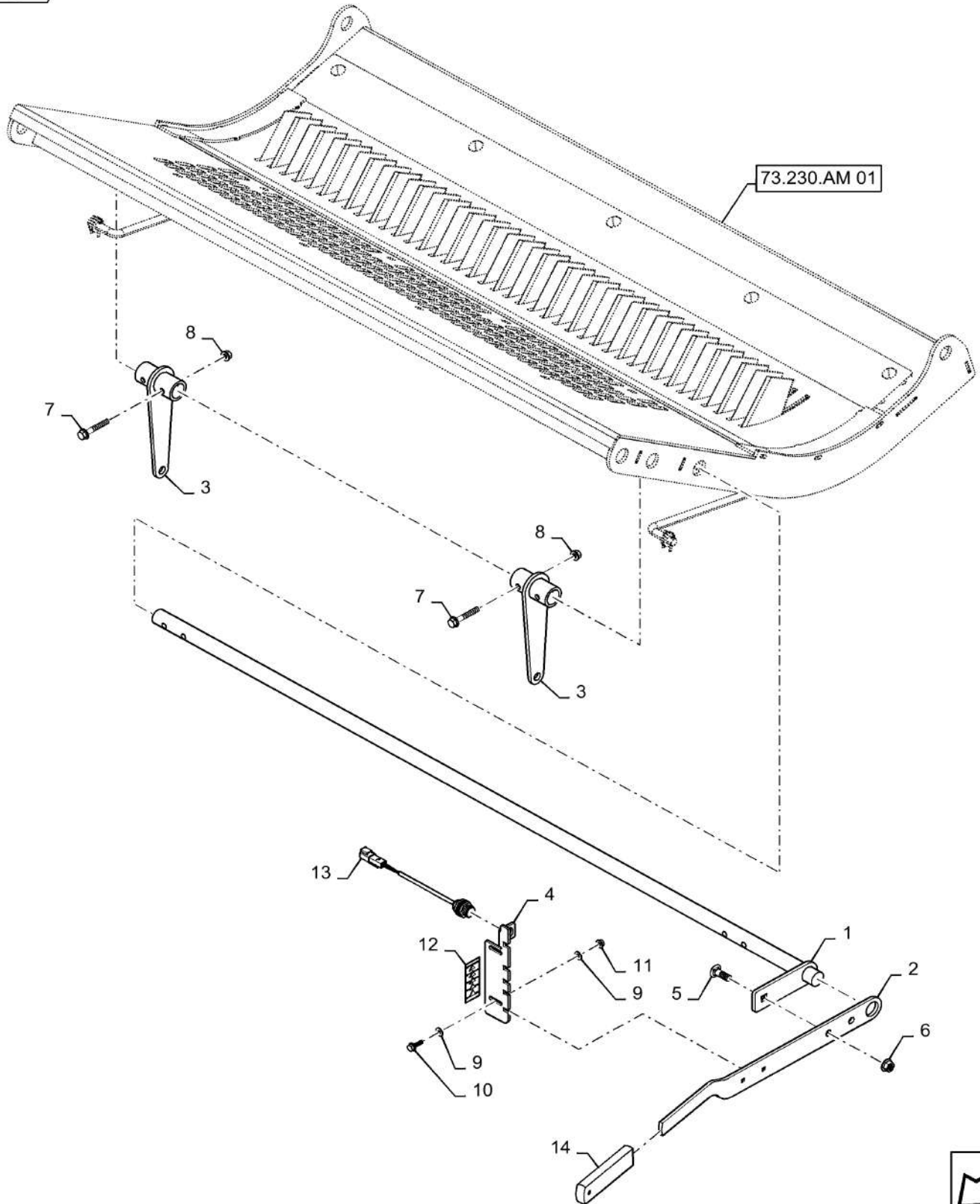
73.230.AP

01

p1

10/201
3

LINKAGE, KNIFE HOLDER, MECHANICAL



73.230.AP

01

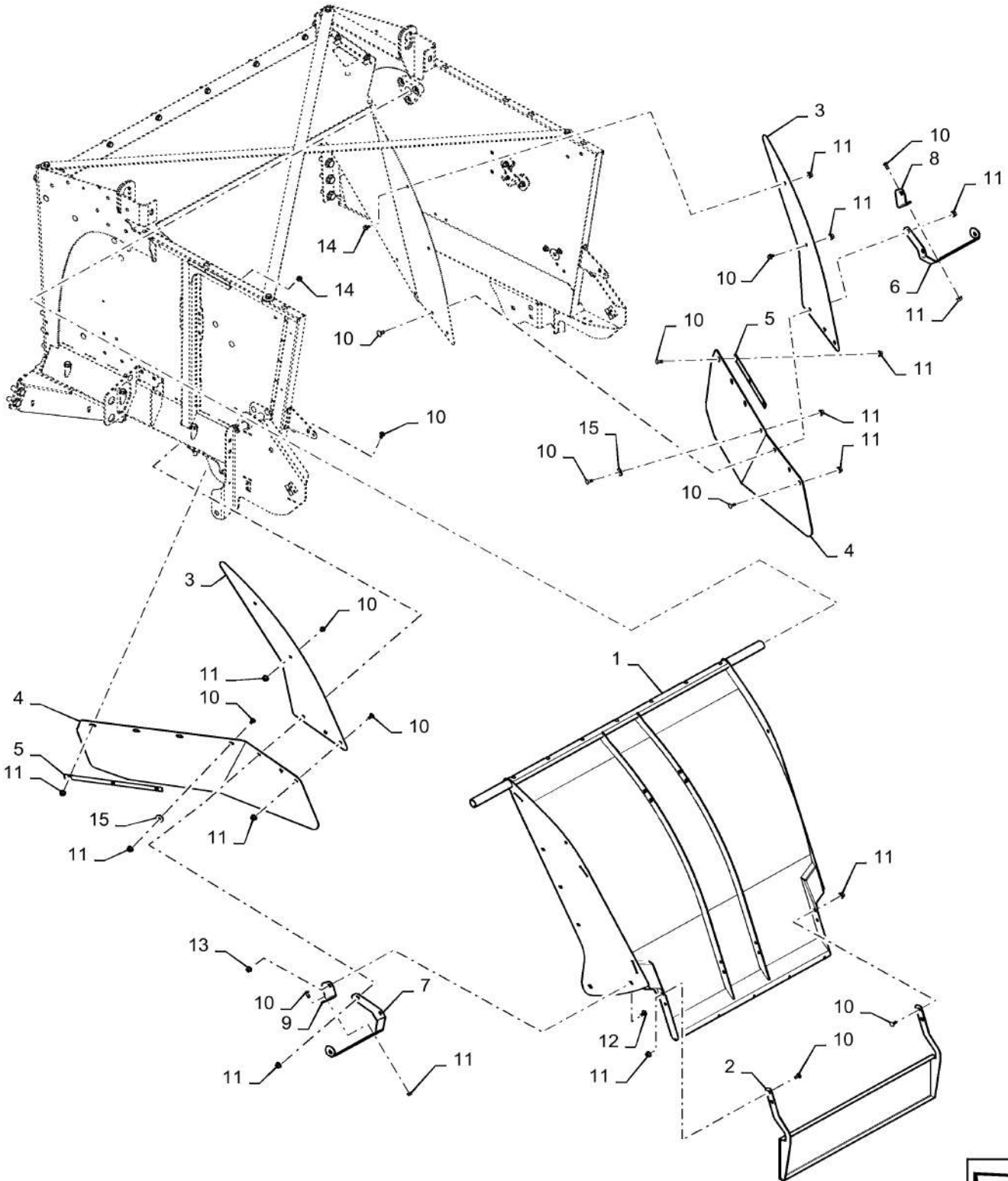
p1

10/201
3

LINKAGE, KNIFE HOLDER, MECHANICAL

REF FN	PART NUMBER	YR/SN	QTY DESCRIPTION
1	87670411		1 BAR Pivot
2	87670413		1 HANDLE Knife Bar Adjustment
3	87670419		2 ARM ASSY. Pivot
4	87670416		1 PLATE Adjustment Lock
5	87682392		1 BOLT Carriage, M10 X 30mm 10.9
6	86050279		1 FLANGE NUT M10 x 1.5, Flg, CI 10
7	87698763		4 BOLT Flange, M8 X 50mm 10.9
8	87681210		4 FLANGE NUT Hex, M8, CI 10
9	322357		4 BELLEVILLE WASHER M6
10	87675531		2 BOLT Flange, M6 X 20mm Full Thread 10.9
11	86050300		2 FLANGE NUT M6 x 1, Flg, CI10
12	87280049		1 DECAL Chopper Knife Position
13	87342073		1 SENSOR Knife Block Disengage
14	357545		1 HANDLE GRIP Rubber
			7230 8230 9230

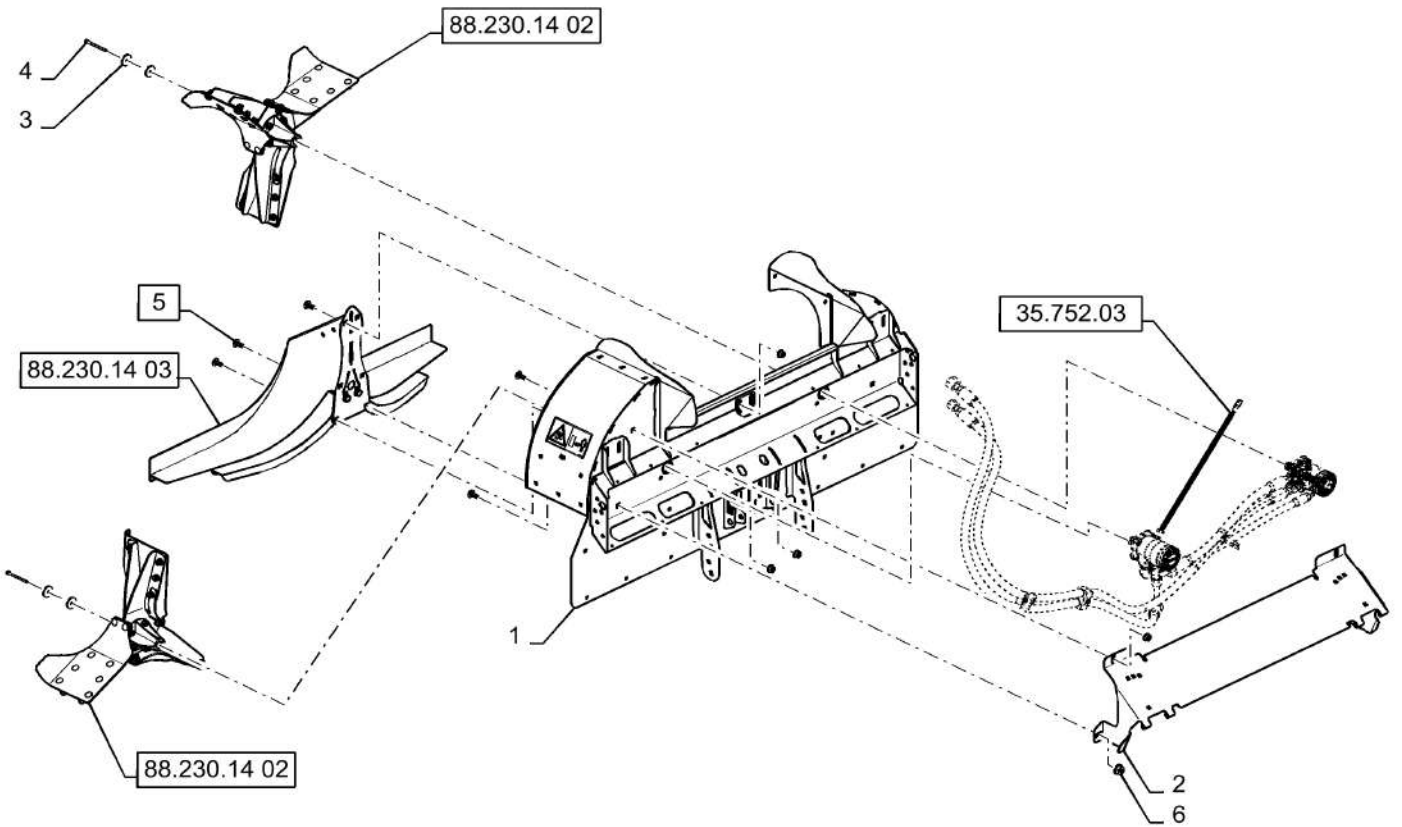
SPREADER HOOD



SPREADER HOOD

REF FN	PART NUMBER	YR/SN	QTY DESCRIPTION
1	{84544082}		1 Straw Hood
2	84499858		1 DOOR Extension
3	84511486		2 DEFLECTOR Extension
4	84511593		2 CANVAS Rubber
5	84385783		2 RETAINER Spreader Seal
6	84533582		1 SUPPORT RH
7	84533595		1 SUPPORT LH
8	84533597		1 BRACKET RH
9	84533599		1 BRACKET LH
10	87682383		20 BOLT Carriage, M8 X 20mm, 10.9
11	87681210		24 FLANGE NUT Hex, M8, CI 10
12	87682390		2 BOLT Carriage, M10 X 20mm, 10.9
13	86050279		2 FLANGE NUT M10 x 1.5, Flg, CI 10
14	844-8012		4 BOLT Hvy Hex, M8 x 12mm, CI 8.8
15	140041		2 WASHER M8 x 28 x 3
			7230 8230 9230

STRAW SPREADER COMPONENTS



STRAW SPREADER COMPONENTS

REF FN	PART NUMBER	YR/SN	QTY DESCRIPTION
1	84475982		1 HOUSING Housing W Decal
2	84476615		1 HALF-HINGE
3	264198		4 WASHER
4	87302583		2 LOCK BOLT Hex, M8 x 90mm, Cl 10.9
5	87682383		10 BOLT
6	86507066		10 FLANGE NUT M8 x 1.25, Flg, Cl 10

7230 8230 9230

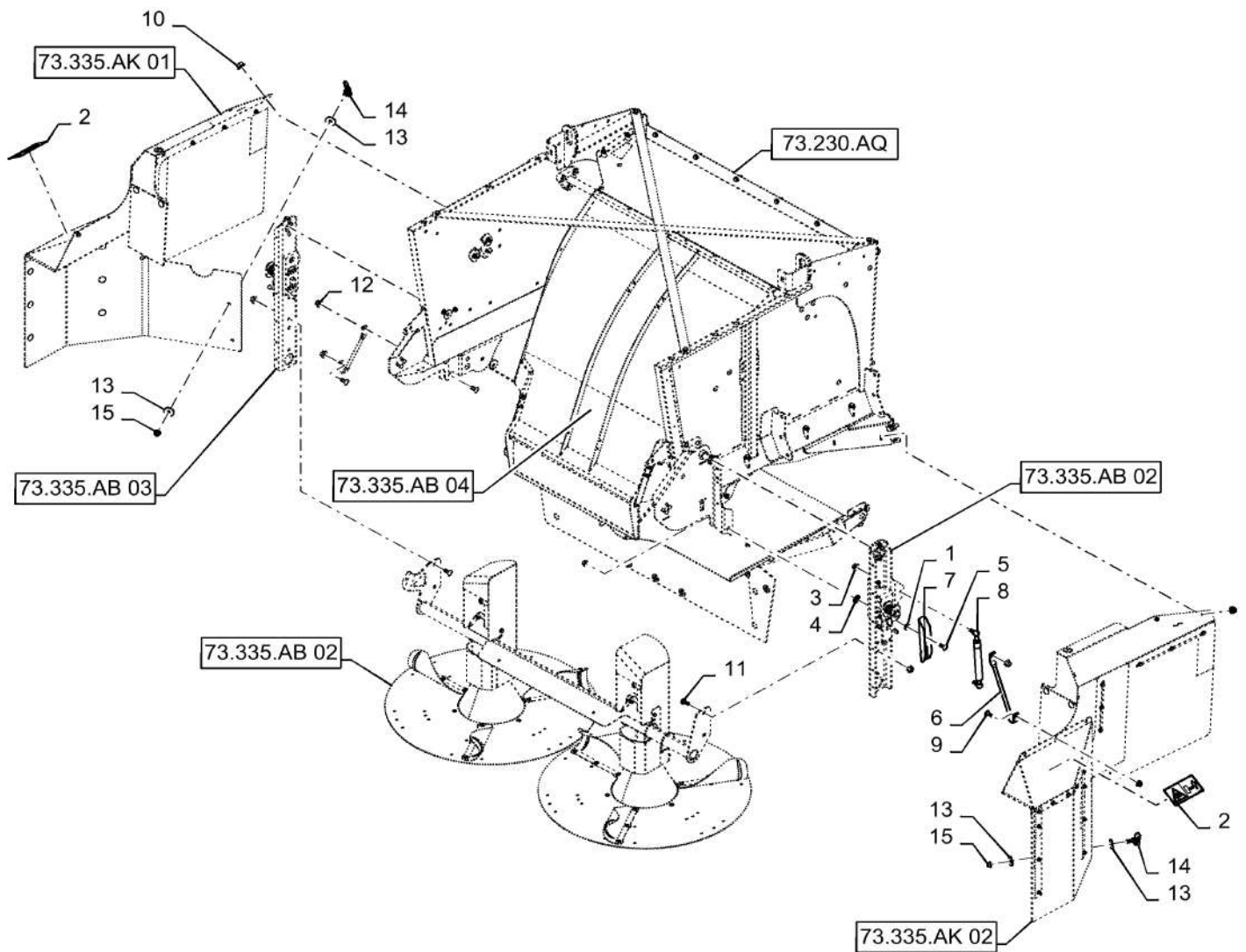
73.335.AB

01

p1

10/201
3

CHAFF SPREADER, DISC, ASSY



73.335.AB

01

p1

10/201
3**CHAFF SPREADER, DISC, ASSY**

REF FN	PART NUMBER	YR/SN	QTY DESCRIPTION
1	87016606		1 WASHER M18 x 34 x 3
2	84004739		2 DECAL Flying Debris
3	86050279		3 FLANGE NUT M10 x 1.5, Flg, CI 10
4	84231043		1 BUSHING Shoulder
5	87682392		1 BOLT Carriage, M10 X 30mm, 10.9
6	84496372		2 ROD Shield Support
7	84394670		1 CONNECTING LINK Damper Support
8	84479382		1 DAMPER Shock/Strut
9	87656137		6 BOLT Hvy Hex, M8 x 20mm, CI 10.9
10	87681210		6 FLANGE NUT Hex, M8, CI 10
11	87695426		4 CARRIAGE BOLT Sht Sq Nk, M12 x 30mm, CI 10.9, Full Thd Carriage, M12 X 30mm, 10.9
12	86512497		4 FLANGE NUT M12 x 1.75, Flg, CI 10
13	9511052		8 WASHER M12 x 44 x 4
14	87702314		4 PIN ASSY. Latch
15	87681209		6 FLANGE NUT Prev Torque, Hex Flg, M12, 13.80mm High, CI 10
			7230 8230 9230

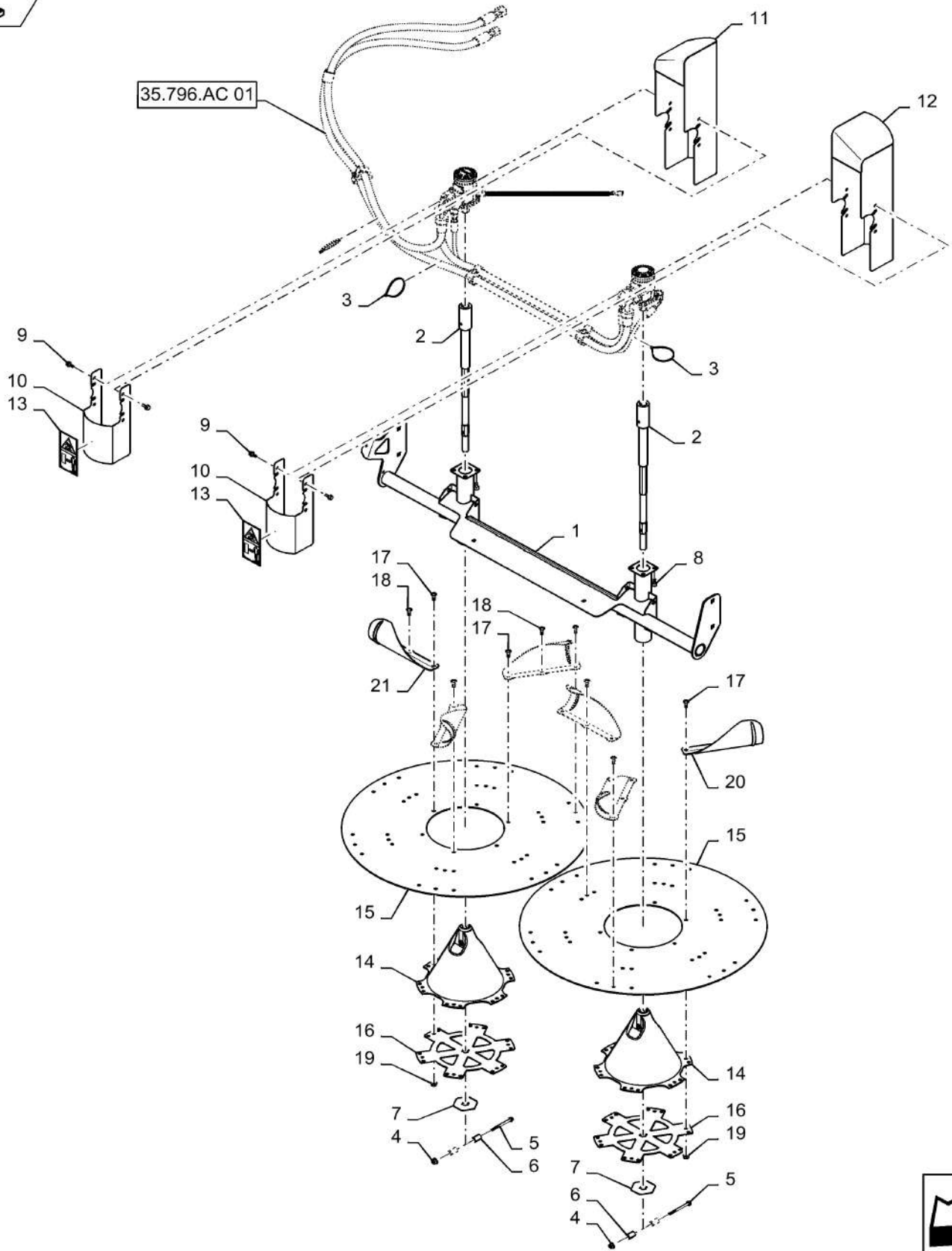
73.335.AB

02

p1

10/201
3

DISC, CHAFF SPREADER, SUPPORT TUBE



73.335.AB

02

p1

10/201
3**DISC, CHAFF SPREADER, SUPPORT TUBE**

REF FN	PART NUMBER	YR/SN	QTY DESCRIPTION
1	47440914		1 SERVICE KIT Frame, Disc Spreader
2	47462081		2 SHAFT Disc Drive
3	86566990		2 CABLE TIE M4.8 x 292 L
4	87681210		2 FLANGE NUT Hex, M8, CI 10
5	87301686		2 BOLT Flange, M8 X 100mm, 10.9
6	13606211		4 SPACER
7	84550714		2 WASHER Hex
8	86632600		8 HEX SOC SCREW M10 x 20mm, CI 8.8, Full Thd
9	87656137		8 BOLT Hvy Hex, M8 x 20mm, CI 10.9
10	47468290		2 SHIELD Includes Caution Decal 13
11	84531386		1 SHIELD LH
12	84531388		1 SHIELD RH
13	47468276		2 DECAL Caution, Flying Debris
14	188218C6		2 CONE Spreader Disc
15	140189A1		2 DISC Spreader
16	84535671		2 DISC Bottom
17	847-3825		12 SERRATED SCREW Slotted Truss, M8 x 25mm, Class 10.9
18	847-3820		12 SERRATED SCREW Slotted Truss, M8 x 20mm, Class 10.9
19	86507066		24 FLANGE NUT M8 x 1.25, Flg, CI 10
20	47467424		3 BAT RH High Wear
21	47467427		3 BAT LH High Wear
			7230 8230 9230

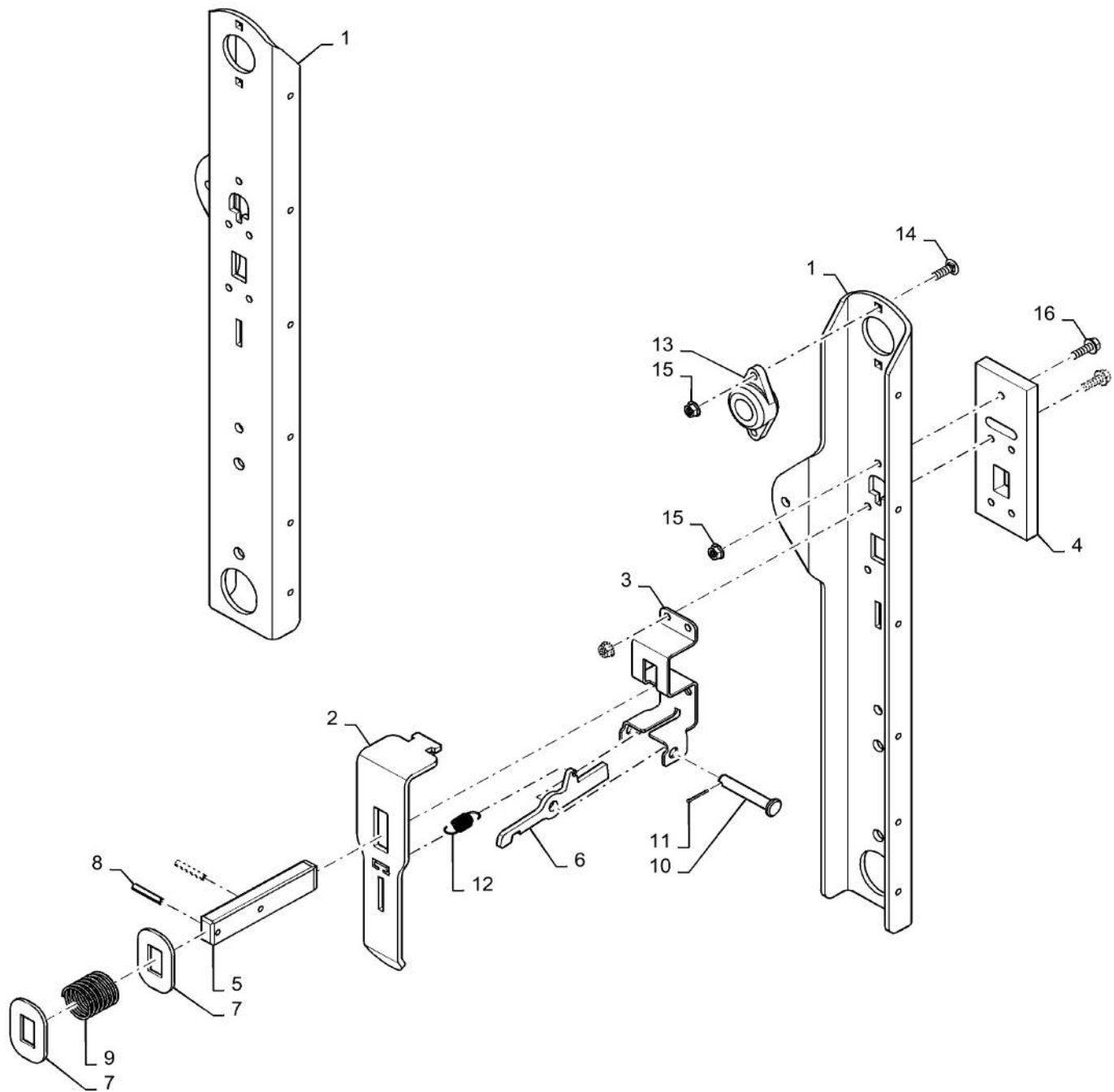
73.335.AB

03

p1

10/201
3

LATCH, CHAFF SPREADER, LH, RH



73.335.AB

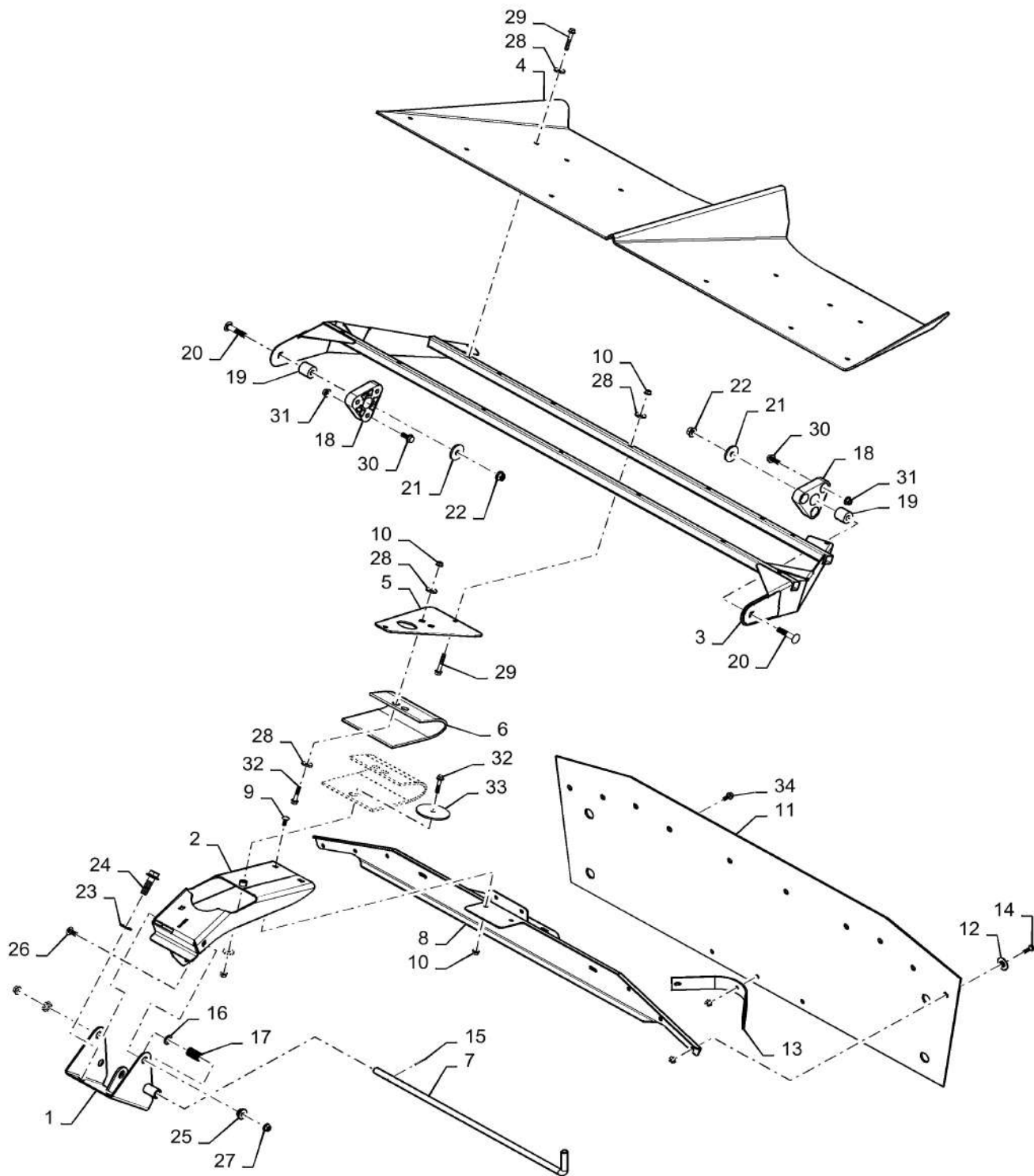
03

p1

10/201
3**LATCH, CHAFF SPREADER, LH, RH**

REF FN	PART NUMBER	YR/SN	QTY DESCRIPTION
1	84497818		1 ARM LH
1	84497813		1 ARM RH
2	87283067		1 HANDLE Spreader Lock
3	87283065		1 BRACKET Spreader Lock
4	87283070		1 SLIDING PAD
5	87283063		1 LOCKING BAR Spreader Lock
6	87283062		1 TRIGGER Spreader Lock
7	87283069		2 LOCK WASHER Sliding, Oval
8	86625115		2 PIN M6 x 40, Coiled
9	87283233		1 SPRING Compression
10	87301316		1 CLEVIS PIN M12 x 75
11	87016659		1 COTTER PIN M2.5 x 20
12	84420748		1 SPRING Extension
13	9839087		1 NYLON BEARING 25.5 mm ID x 50 mm OD x 30 mm
14	87682384		2 BOLT Carriage, M8 X 25mm, 10.9
15	87681210		7 FLANGE NUT Hex, M8, CI 10
16	87698833		5 BOLT Hvy Hex Flg, M8 x 25mm, CI 10.9, Full Thd
			7230 8230 9230

PAN, CHAFF SPREADER



73.335.AB

04

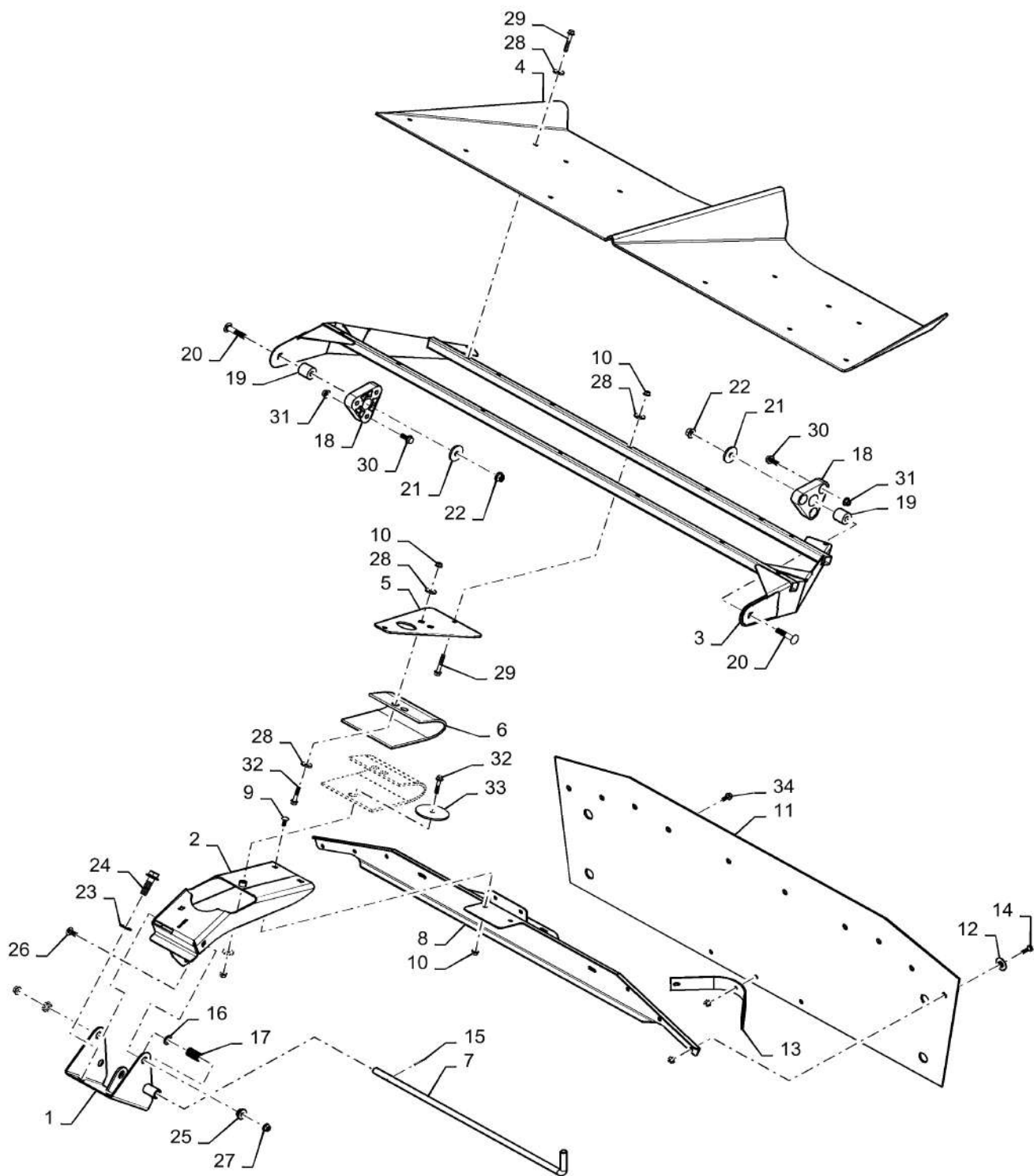
p1

10/201
3**PAN, CHAFF SPREADER**

REF FN	PART NUMBER	YR/SN	QTY DESCRIPTION
1	84535667		1 PIVOT Spreader Pan
2	84544075		1 SUPPORT Center Of Pan
3	47416657		1 FRAME Rear
4	47416660		1 PAN Chaff
5	84154907		1 PLATE ASSY. Support
6	84154916		2 BELT 3 Ply Rubber
7	84344825		1 PIN 574mm Long
8	84565736		1 SUPPORT Rear Curtain
9	87682383		2 BOLT Carriage, M8 X 20mm, 10.9
10	87681210		30 FLANGE NUT Hex, M8, CI 10
11	84546960		1 CURTAIN Canvas/Rubber
12	84470930		2 STRIP Steel, Painted
13	87300945		1 STRAP Securing
14	84602566		7 STUD M8 - 1.25 X 25mm
15	87913		1 LOCK PIN 1/8" x 1 1/4", Slotted
16	87613216		1 WASHER .656" X 1.0" X .061"
17	47603		1 SPRING Compression
18	87105202		2 BUSHING Triangle
19	87000413		2 BUSHING Center Of Triangle
20	87495309		2 BOLT Carriage, M12 X 60mm, 10.9
21	9511052		2 WASHER M12 x 44 x 4
22	87681209		2 FLANGE NUT Prev Torque, Hex Flg, M12, 13.80mm High, CI 10
23	140048		2 BELLEVILLE WASHER M16
24	87698849		2 BOLT Flange, M16 x 50mm, Class 10.9, ZND
25	84231043		2 BUSHING Shoulder
26	87682392		2 BOLT Carriage, M10 X 30mm, 10.9
27	86050279		2 FLANGE NUT M10 x 1.5, Flg, CI 10
28	140041		17 WASHER M8 x 28 x 3
29	87698763		12 BOLT Flange, M8 X 50, 10.9
30	87698836		6 BOLT Hvy Hex Flg, M10 x 25mm, CI 10.9, Full Thd
31	87547587		6 LOCK NUT M10 X 1.5

7230 8230 9230

PAN, CHAFF SPREADER



73.335.AB

04

p2

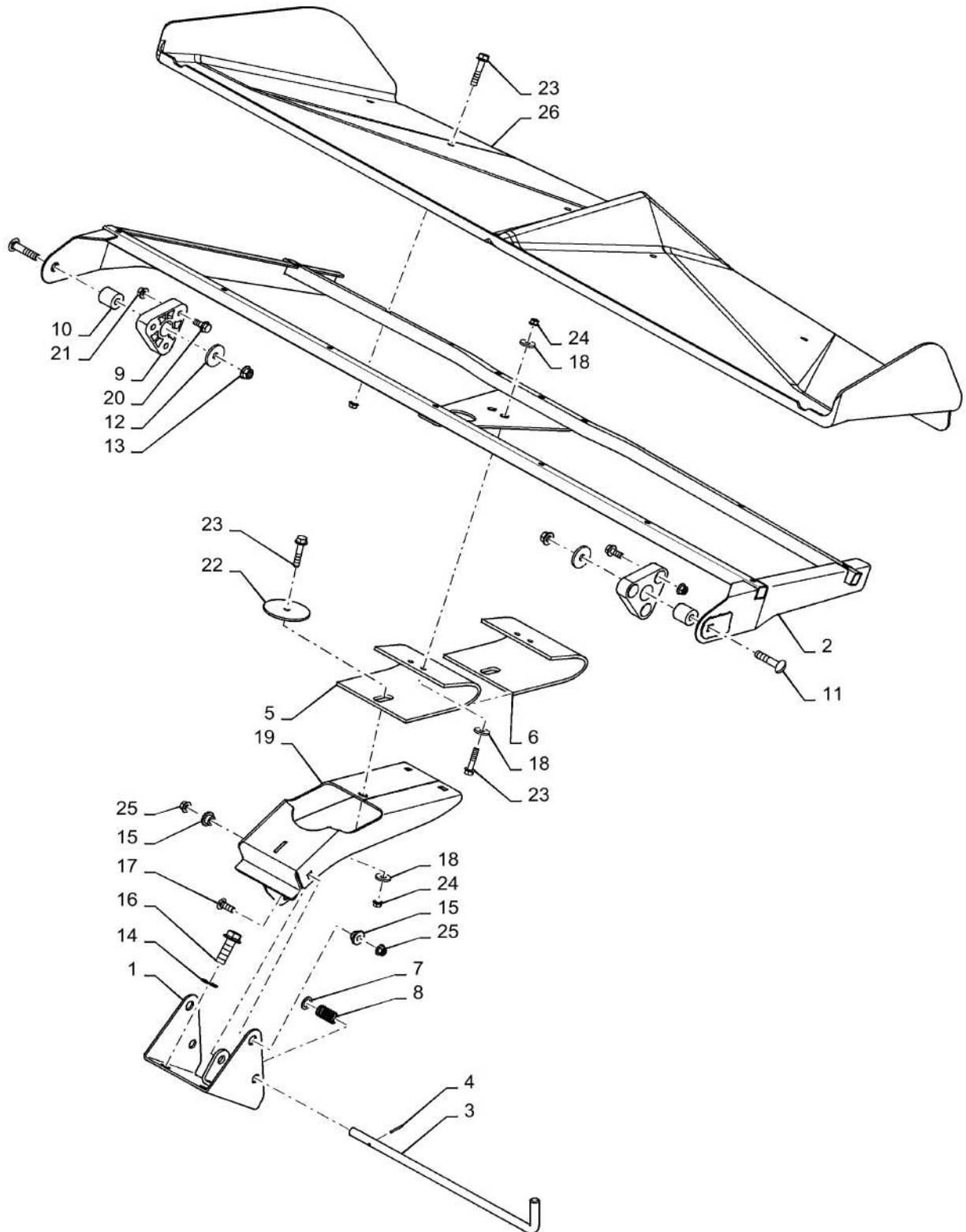
10/201
3

PAN, CHAFF SPREADER

REF FN	PART NUMBER	YR/SN	QTY DESCRIPTION
32	87698834		3 BOLT M8 X 40mm, 10.9
33	136443		1 WASHER 57mm X 10mm X 4mm
34	87656137		6 BOLT Hvy Hex, M8 x 20mm, CI 10.9

7230 8230 9230

OSCILLATING CHAFF PAN



OSCILLATING CHAFF PAN

REF FN	PART NUMBER	YR/SN	QTY DESCRIPTION
1	84355978		1 PIVOT
2	84154912		1 FRAME
3	84162351		1 PIN
4	87913		1 LOCK PIN 1/8" x 1 1/4", Slotted
5	84154916		2 BELT
6	84154916		2 BELT
7	87613216		1 WASHER
8	47603		1 SPRING
9	87105202		2 BUSHING
10	87000413		2 BUSHING
11	87495309		2 BOLT
12	9511052		2 WASHER M12 x 44 x 4
13	87681209		2 FLANGE NUT Prev Torque, Hex Flg, M12, 13.80mm High, CI 10
14	140048		2 BELLEVILLE WASHER M16
15	84231043		2 BUSHING
16	87698849		2 BOLT Flange, M16 x 50mm, Class 10.9, ZND
17	87682392		2 BOLT
18	140041		5 WASHER M8 x 28 x 3
19	84364053		1 SUPPORT
20	87698836		6 BOLT Hvy Hex Flg, M10 x 25mm, CI 10.9, Full Thd
21	87547587		6 LOCK NUT
22	136443		1 WASHER
23	87698834		15 BOLT
24	87681210		15 FLANGE NUT Hex, M8, CI 10
25	86050279		2 FLANGE NUT M10 x 1.5, Flg, CI 10
26	84252844		1 PAN Chaff

7230 8230 9230

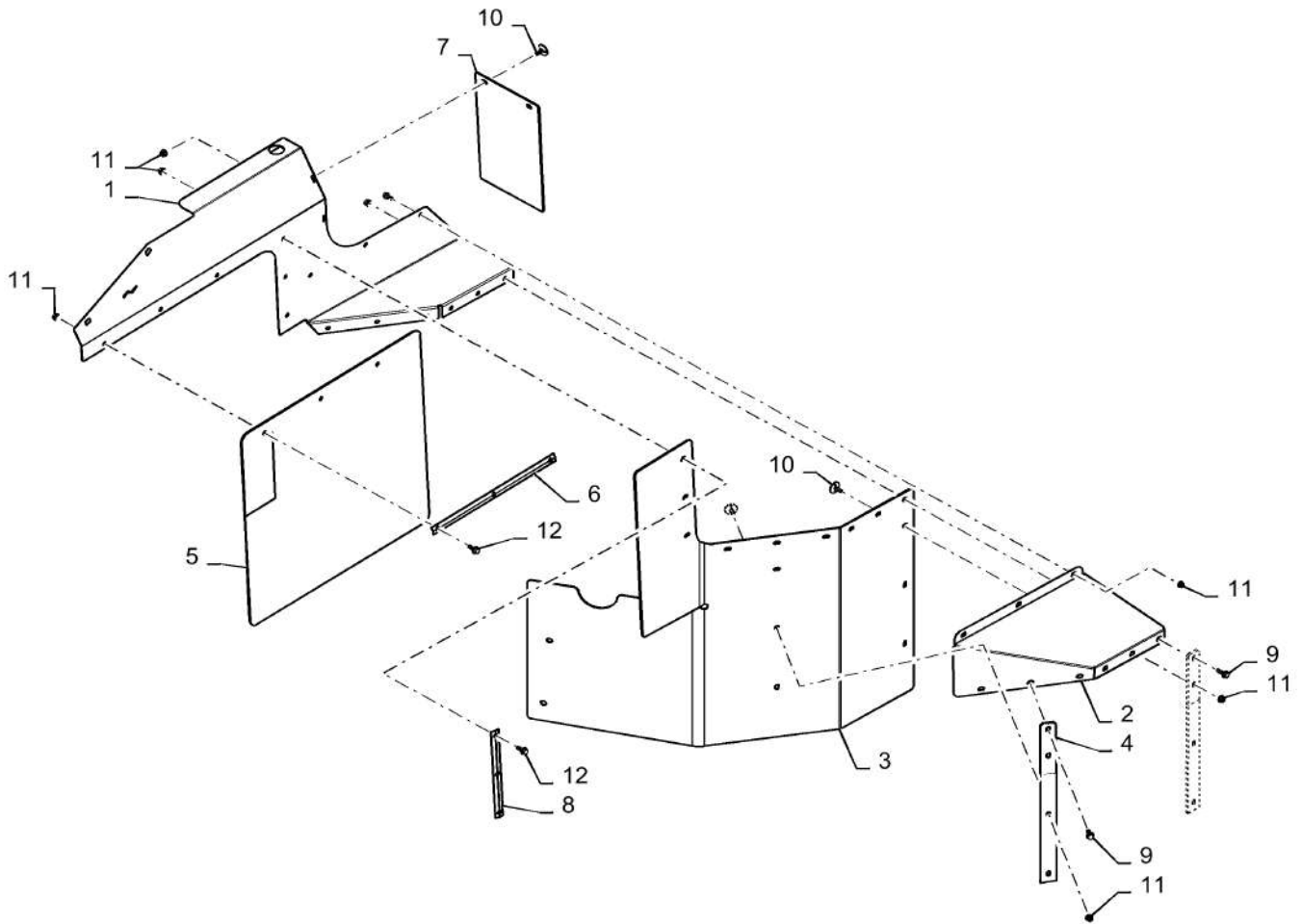
73.335.AK

01

p1

10/201
3

CURTAIN, CHAFF SPREADER, LH



73.335.AK

01

p1

10/201
3**CURTAIN, CHAFF SPREADER, LH**

REF FN	PART NUMBER	YR/SN	QTY DESCRIPTION
1	84513572		1 SUPPORT LH
2	84513577		1 COVER LH
3	{47468274}		1 Urethane
4	84545552		2 STRIP Plastic
5	84416181		1 CANVAS Rubber
6	84470926		1 STRIP Steel, Painted
7	84467793		1 CURTAIN Rubber
8	84470930		1 STRIP Steel, Painted
9	87698833		2 BOLT Hvy Hex Flg, M8 x 25mm, CI 10.9, Full Thd
10	84602566		8 STUD M8 - 1.25 X 25mm
11	87681210		22 FLANGE NUT Hex, M8, CI 10
12	87656137		12 BOLT Hvy Hex, M8 x 20mm, CI 10.9
			7230 8230 9230

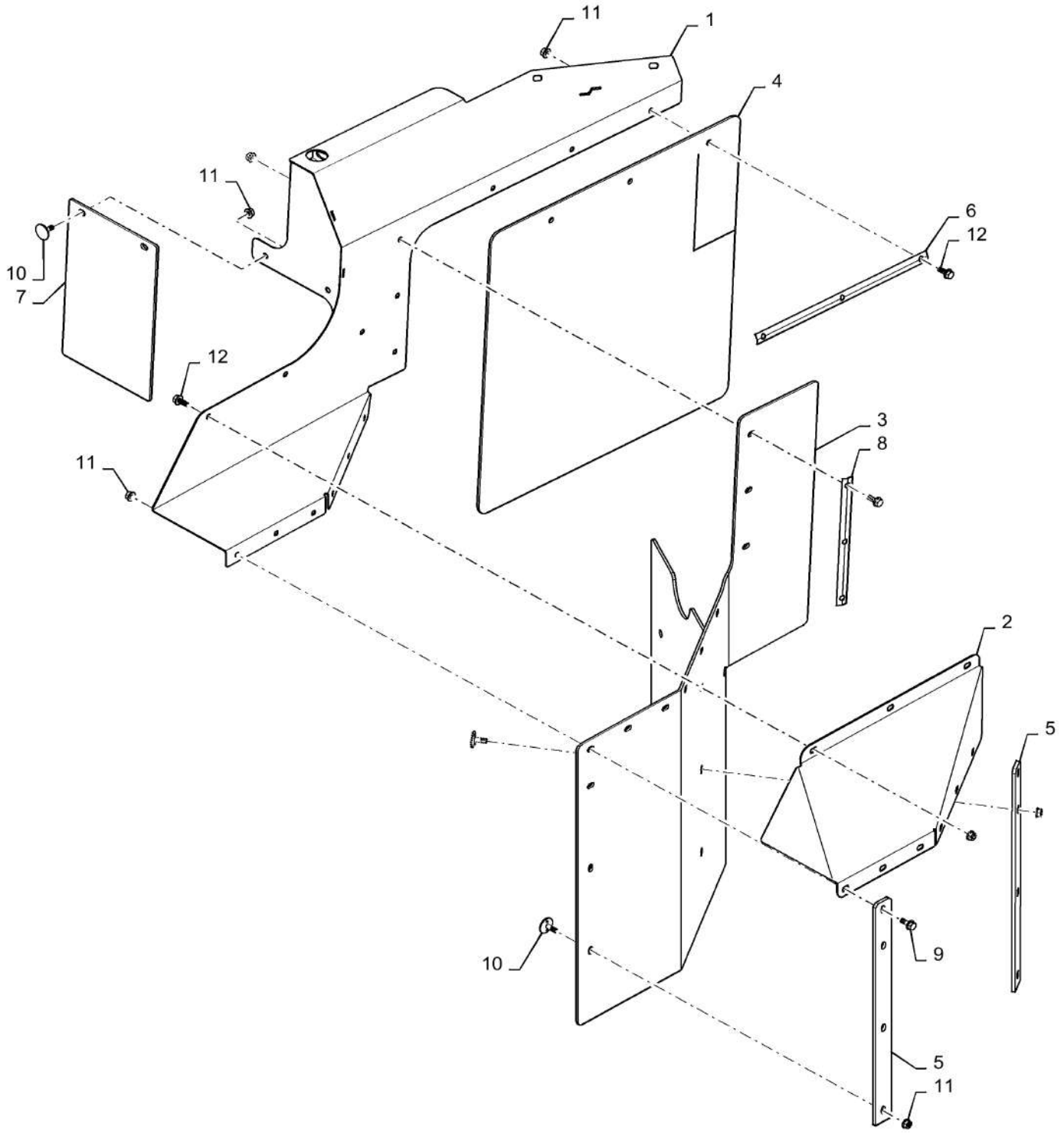
73.335.AK

02

p1

10/201
3

CURTAIN, CHAFF SPREADER, RH



73.335.AK

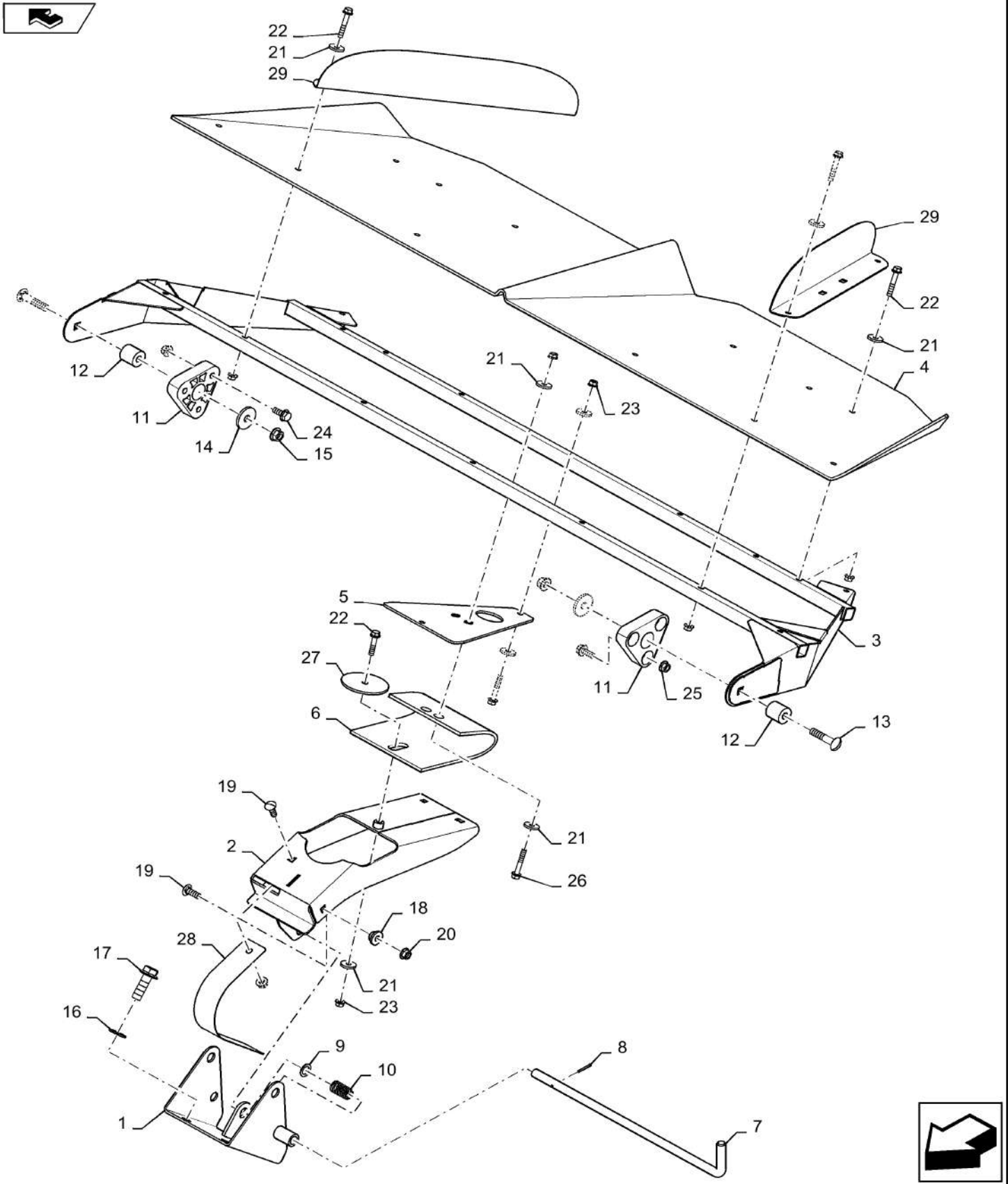
02

p1

10/201
3**CURTAIN, CHAFF SPREADER, RH**

REF FN	PART NUMBER	YR/SN	QTY DESCRIPTION
1	84513575		1 SUPPORT RH
2	84513580		1 COVER RH
3	{47468274}		1 Urethane
4	84416181		1 CANVAS Rubber
5	84545552		2 STRIP Plastic
6	84470926		1 STRIP Steel, Painted
7	84467793		1 CURTAIN Rubber
8	84470930		1 STRIP Steel, Painted
9	87698833		2 BOLT Hvy Hex Flg, M8 x 25mm, CI 10.9, Full Thd
10	84602566		8 STUD M8 -1.25 X 25mm
11	87681210		22 FLANGE NUT Hex, M8, CI 10
12	87656137		12 BOLT Hvy Hex, M8 x 20mm, CI 10.9
			7230 8230 9230

PAN, CHAFF SPREADER, VERTICAL



PAN, CHAFF SPREADER, VERTICAL

REF FN	PART NUMBER	YR/SN	QTY DESCRIPTION
1	84535667		1 PIVOT Spreader Pan
2	84544075		1 SUPPORT Pan
3	47416657		1 FRAME Spreader Pan
4	47419486		1 PAN Chaff Spreader
5	84154907		1 PLATE ASSY. Upper Support
6	84154916		2 BELT Damper
7	84344825		1 PIN Locking
8	87913		1 LOCK PIN 1/8" x 1 1/4", Slotted
9	87613216		1 WASHER .656" X 1" X .061"
10	47603		1 SPRING Compression
11	87105202		2 BUSHING Triangle
12	87000413		2 BUSHING 32mm
13	87495309		2 BOLT Carriage, M12 X 60mm 10.9
14	9511052		2 WASHER M12 x 44 x 4
15	87681209		2 FLANGE NUT Prev Torque, Hex Flg, M12, 13.80mm High, CI 10
16	140048		2 BELLEVILLE WASHER M16
17	87698849		2 BOLT Flange, M16 x 50mm, Class 10.9, ZND
18	84231043		2 BUSHING Shoulder
19	87682392		3 BOLT Carriage, M10 X 30mm 10.9
20	86050279		3 FLANGE NUT M10 x 1.5, Flg, CI 10
21	140041		19 WASHER M8 x 28 x 3
22	87698763		14 BOLT Flange, M8 X 50mm 10.9
23	87681210		17 FLANGE NUT Hex, M8, CI 10
24	87698836		6 BOLT Hvy Hex Flg, M10 x 25mm, CI 10.9, Full Thd
25	87547587		6 LOCK NUT M10
26	87698834		3 BOLT Flange M8 X 40mm 10.9
27	136443		1 WASHER 57mm OD
28	84424427		2 SPRING Compression
29	47416656		2 DEFLECTOR Chaff
			7230 8230 9230

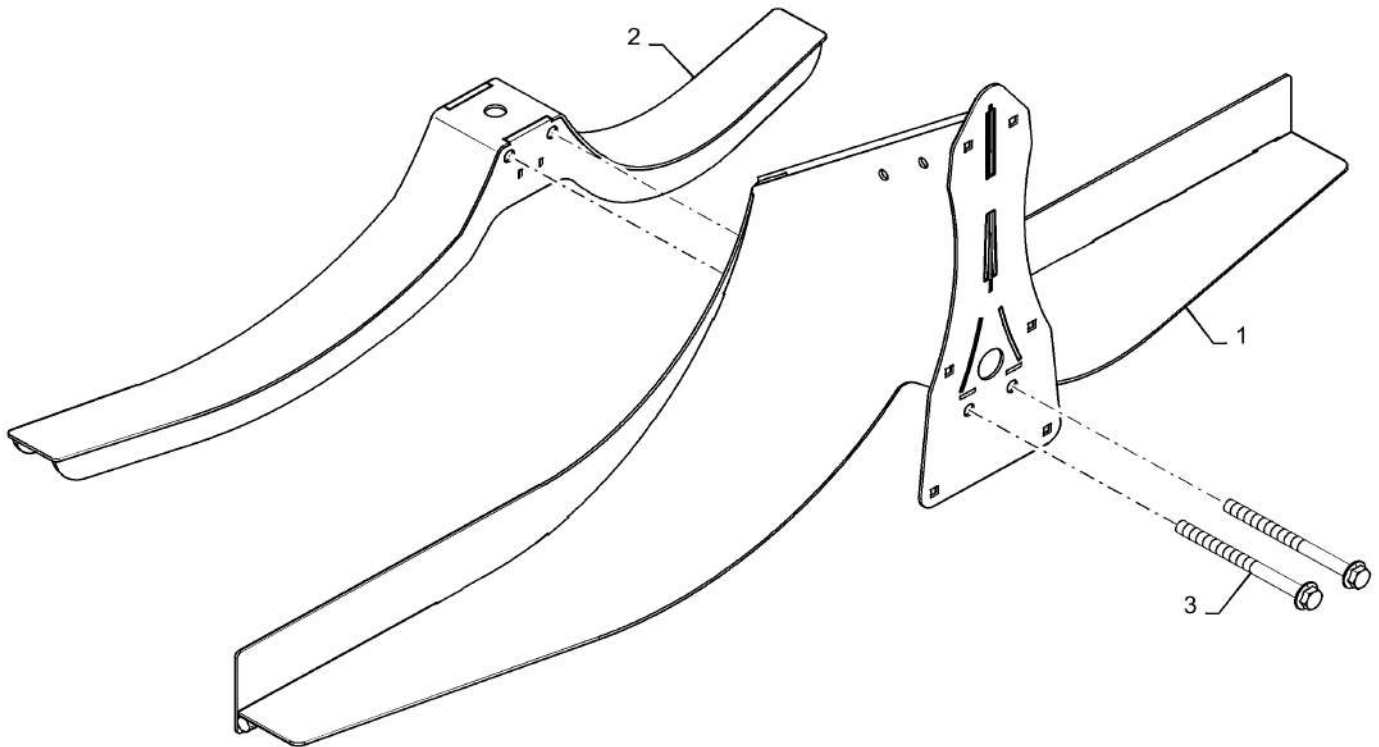
73.410.AC

01

p1

10/201
3

SPREADER, CROP DIVIDER



73.410.AC

01

p1

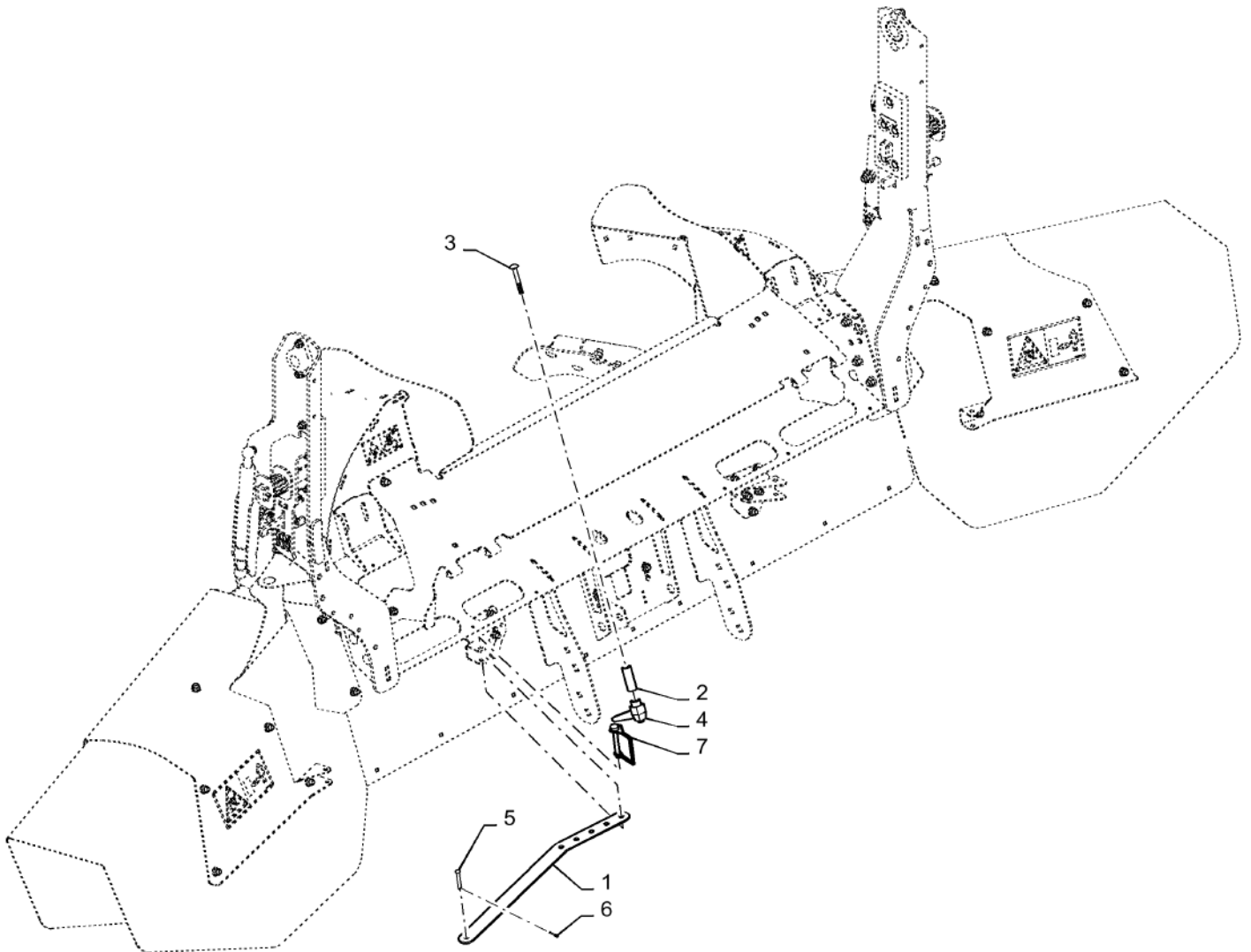
10/201
3

SPREADER, CROP DIVIDER

REF FN	PART NUMBER	YR/SN	QTY DESCRIPTION
1	84300404		1 DIVIDER Fixed Width
2	84300414		1 DEFLECTOR Adjustable
3	87030021		2 BOLT Hvy Hex, M12 x 150mm, CI 10.9

7230 8230 9230

SPREADER ADJUSTMENT



73.410.AC

02

p1

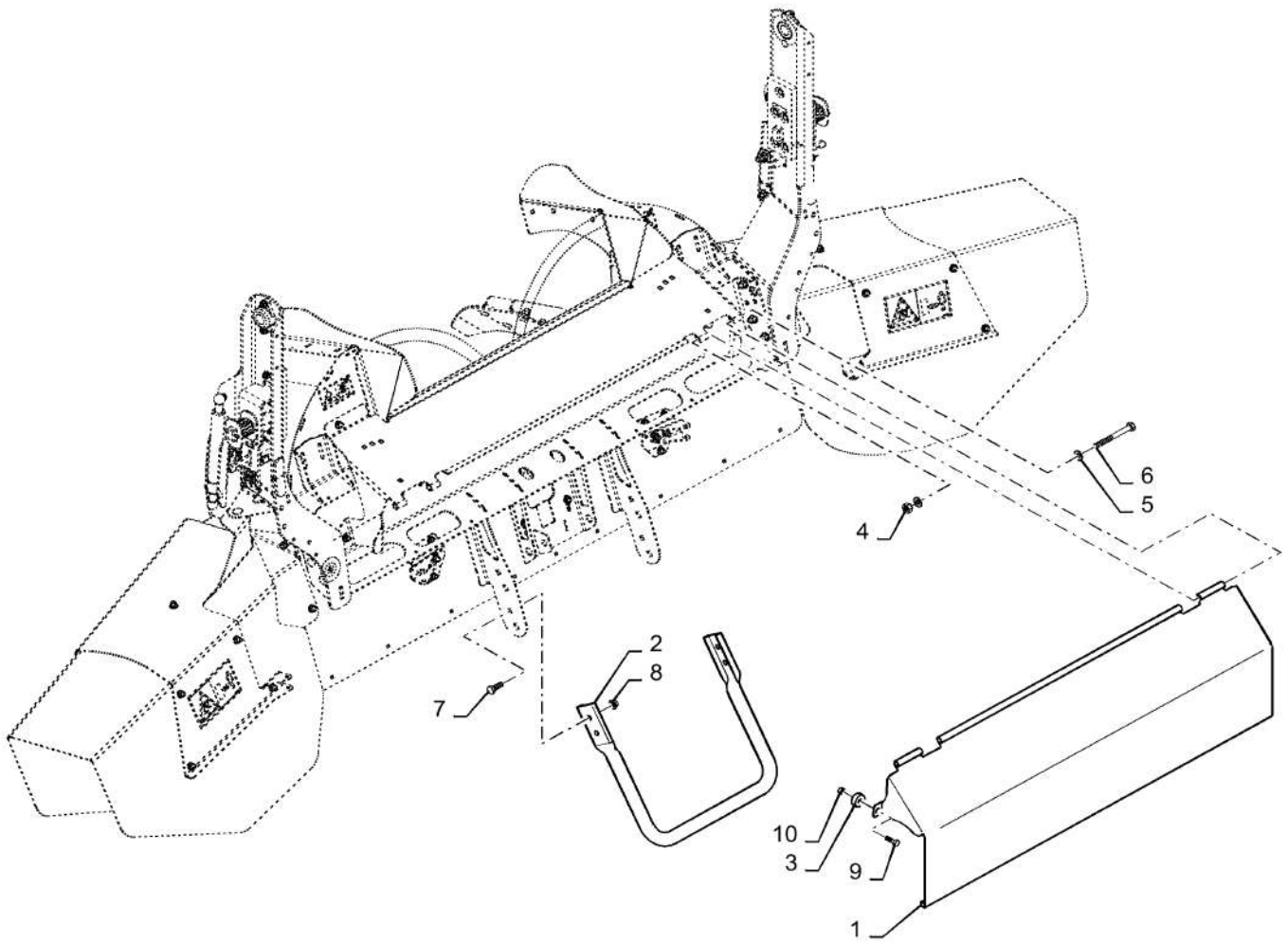
10/201
3

SPREADER ADJUSTMENT

REF FN	PART NUMBER	YR/SN	QTY DESCRIPTION
1	84385770		2 STRAP Adjustment
2	13606611		1 SPACER M8.5x18x50
3	86512445		1 CARRIAGE BOLT Sht Nk, M8 x 60mm, Cl 8.8
4	84435462		1 HANDLE
5	86624075		2 HEADED PIN 1/4" x 1 3/4", G2
6	300408		2 COTTER PIN M3.2 x 14
7	647695		2 PIN Snap Pin

7230 8230 9230

SPREADER ACCESS COVER



73.410.AC

03

p1

10/201
3**SPREADER ACCESS COVER**

REF FN	PART NUMBER	YR/SN	QTY DESCRIPTION
1	84313595		1 COVER
2	87746671		1 HANDLE
3	87602893		2 BUMPER
4	86624000		2 BOLT Hex, M10 x 150mm, CI 8.8
5	140017		4 WASHER M10 x 20 x 2
6	100037		2 NUT M10 x 1.5, CI 8, Prev Torque
7	87682392		4 BOLT
8	86050279		4 FLANGE NUT M10 x 1.5, Flg, CI 10
9	87752072		2 CARRIAGE BOLT
10	87301498		2 FLANGE NUT

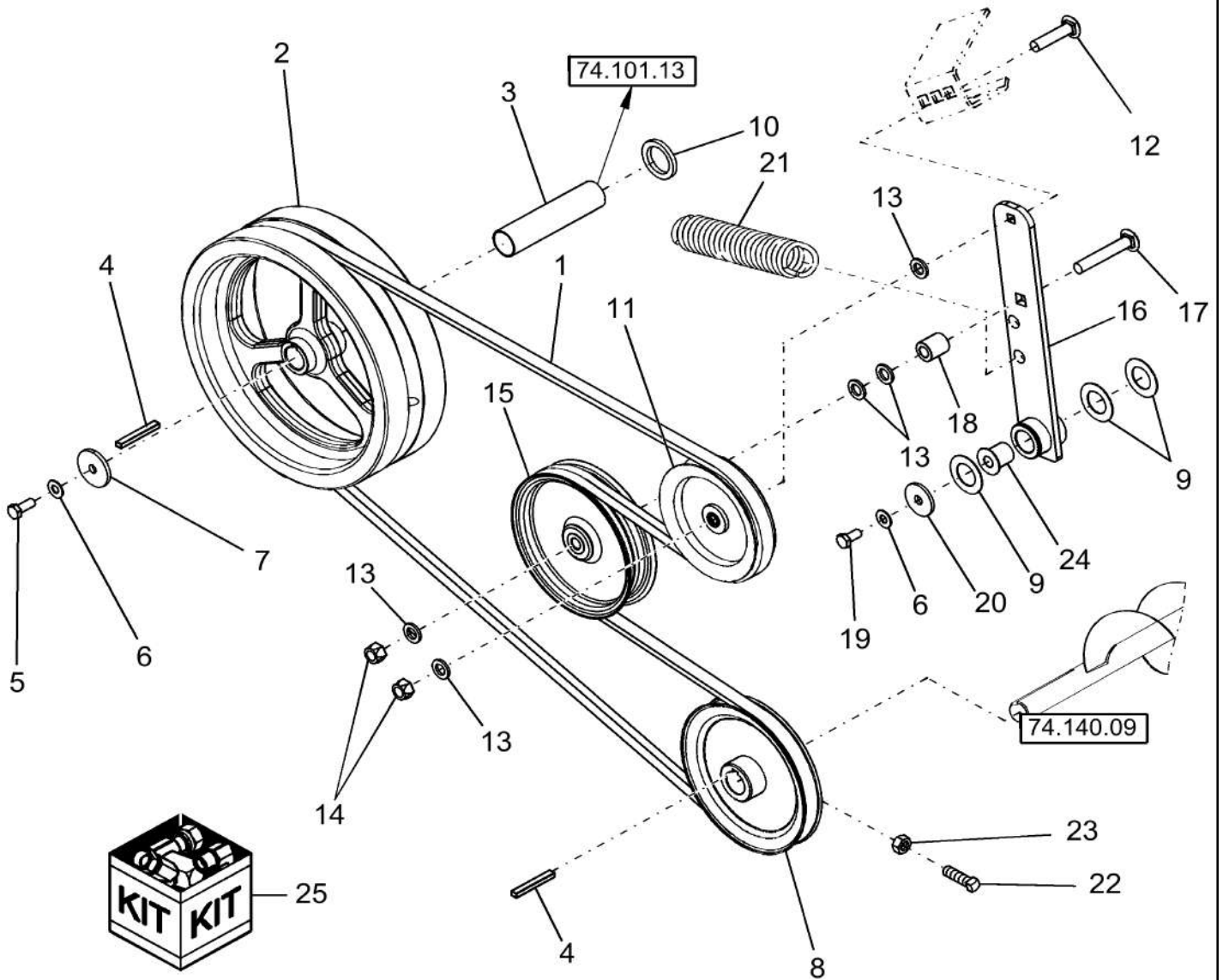
7230 8230 9230

SECTION INDEX

Cleaning

74.101.AC		SHOE DRIVE
74.101.BB		ECCENTRIC AND SHAKER SHOE DRIVE
74.110.AB		GRAIN PAN, SUPPORTS & SEALS
74.110.AD		GRAIN PAN
74.110.AO		GRAIN PAN DRIVE
74.114.AM	01	UPPER SHOE DRIVE, L.H.
74.114.AM	02	UPPER SHOE DRIVE, R.H.
74.114.AU		REMOTE UPPER SIEVE ADJUSTMENT
74.114.AY		UPPER SHAKER SHOE
74.114.AZ	01	UPPER SIEVES
74.114.AZ	02	PRESIEVE
74.118.AA		LOWER SHOE DRIVE
74.118.AA	02	SHAKER SHOE HOUSING, LOWER
74.118.AD	01	LOWER SIEVES
74.118.AD	02	LOWER SIEVE, INTERCHANGEABLE
74.118.AK		AIR DAM, LOWER SIEVES
74.118.AO		REMOTE LOWER SIEVE, ADJUSTMENT
74.130.AF		CLEANING FAN
74.130.AF	02	FAN, LOWER
74.130.AH		HOUSING, FAN
74.130.AH	02	FAN HOUSING, LOWER
74.135.AC		CLEANING FAN DRIVE MOUNTING, NARROW TIRE OPTION
74.136.AO		CLEANING FAN DRIVE MOUNTING
74.140.AK	01	TAILINGS PROCESSOR HOUSING ASSEMBLY
74.140.AK	02	LATCH ASSEMBLY - CLEANOUT DOOR
74.140.AQ		TAILINGS DRIVE AND AUGER
74.140.AX		ANGLE DRIVE
74.140.CM	01	SELF-LEVELING AUGER HOUSING, MAIN BODY
74.140.CM	02	SELF-LEVELING AUGER HOUSING, FRONT SEALS
74.140.CM	03	SELF-LEVELING AUGER HOUSING, REAR SEALS

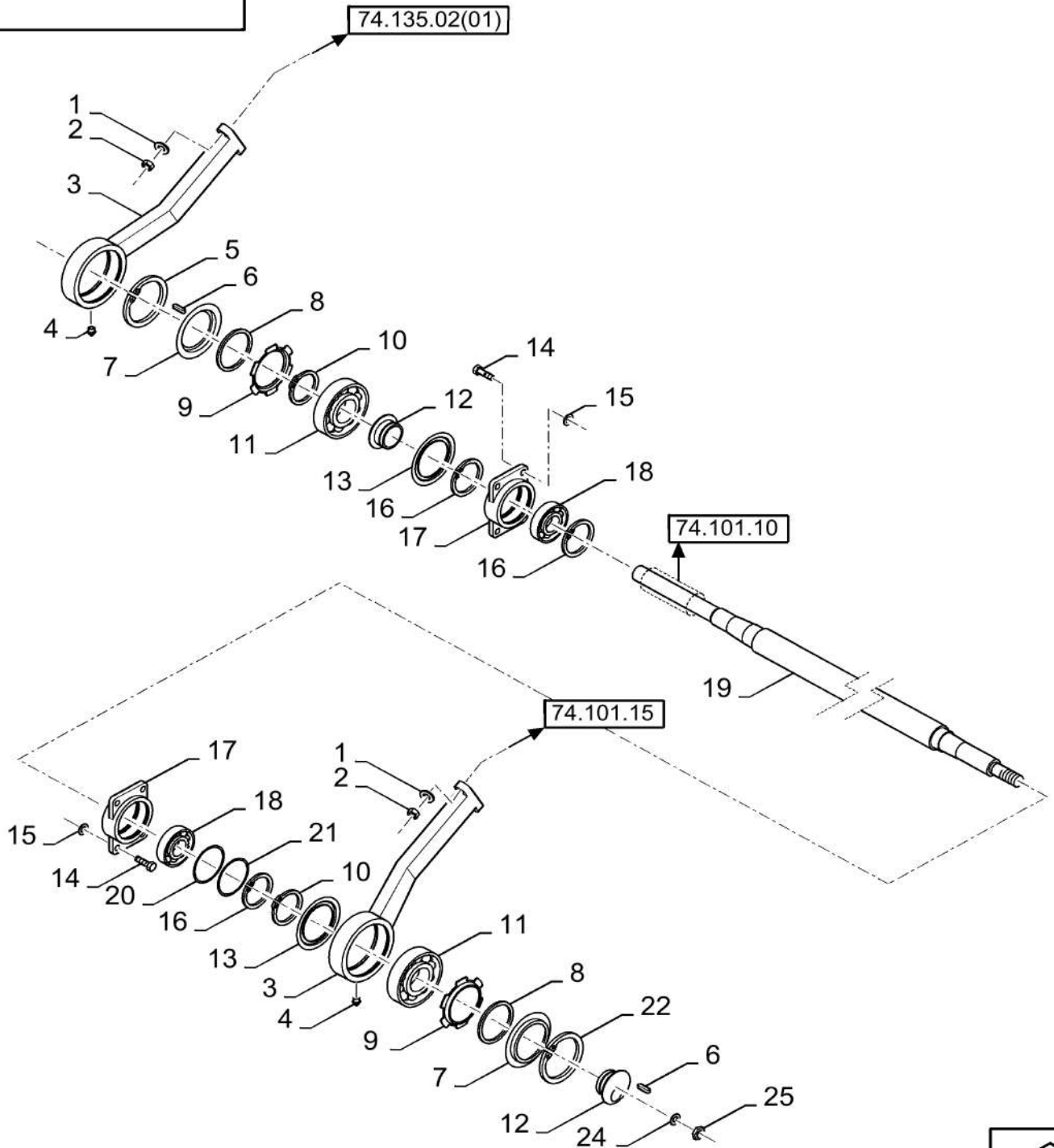
SHOE DRIVE



SHOE DRIVE

REF FN	PART NUMBER	YR/SN	QTY DESCRIPTION
1	87317063		1 BELT 22.33 mm W x 3651.00 mm L Drive
2	86996714		1 PULLEY Shaker Flywheel
3	87545449		1 SPACER Shaker Shaft
4	86996914		2 KEY M10 x 8 x 75
5	300389		1 BOLT Hex, M12 x 1.75 x 35mm, CI 8.8, Full Thd
6	140046		2 BELLEVILLE WASHER Belleville, M12
7	87023036		1 WASHER 1/2" x 2 x 1/4" Thk, HDN
8	87313372		1 PULLEY 205 mm OD, 1 HC, Incl Ref 22 & 23
9	130357		3 WASHER
10	9832773		1 SPACER M36 x 7 Thk
11	87499861		1 PULLEY Idler
12	120047		1 CARRIAGE BOLT Short NK, M16 x 70, CI 8.8
13	140020		5 WASHER M16 x 30 x 3
14	86512555		2 NUT M16 x 2, CI 10
15	86588003		1 IDLER
16	84425098		1 ARM Shaker Pivot Idler - Incl Ref 24
17	300663		1 CARRIAGE BOLT Sht Sq Nk, M16 x 2 x 120mm, CI 8.8
18	86999741		1 SPACER Shaker Pivot Idler
19	300388		1 BOLT Hex, M12 x 25mm, CI 8.8
20	29684		1 WASHER 17/32in ID x 2in OD x 3/16in Thk
21	86980549		1 SPRING Shaker Pivot Idler
22	393599		3 SET SCREW Sq Hd, M10 x 25, CI 12.9
23	100016		3 NUT M10, CI 8
24	87629473		1 BUSHING
			7230 8230 9230

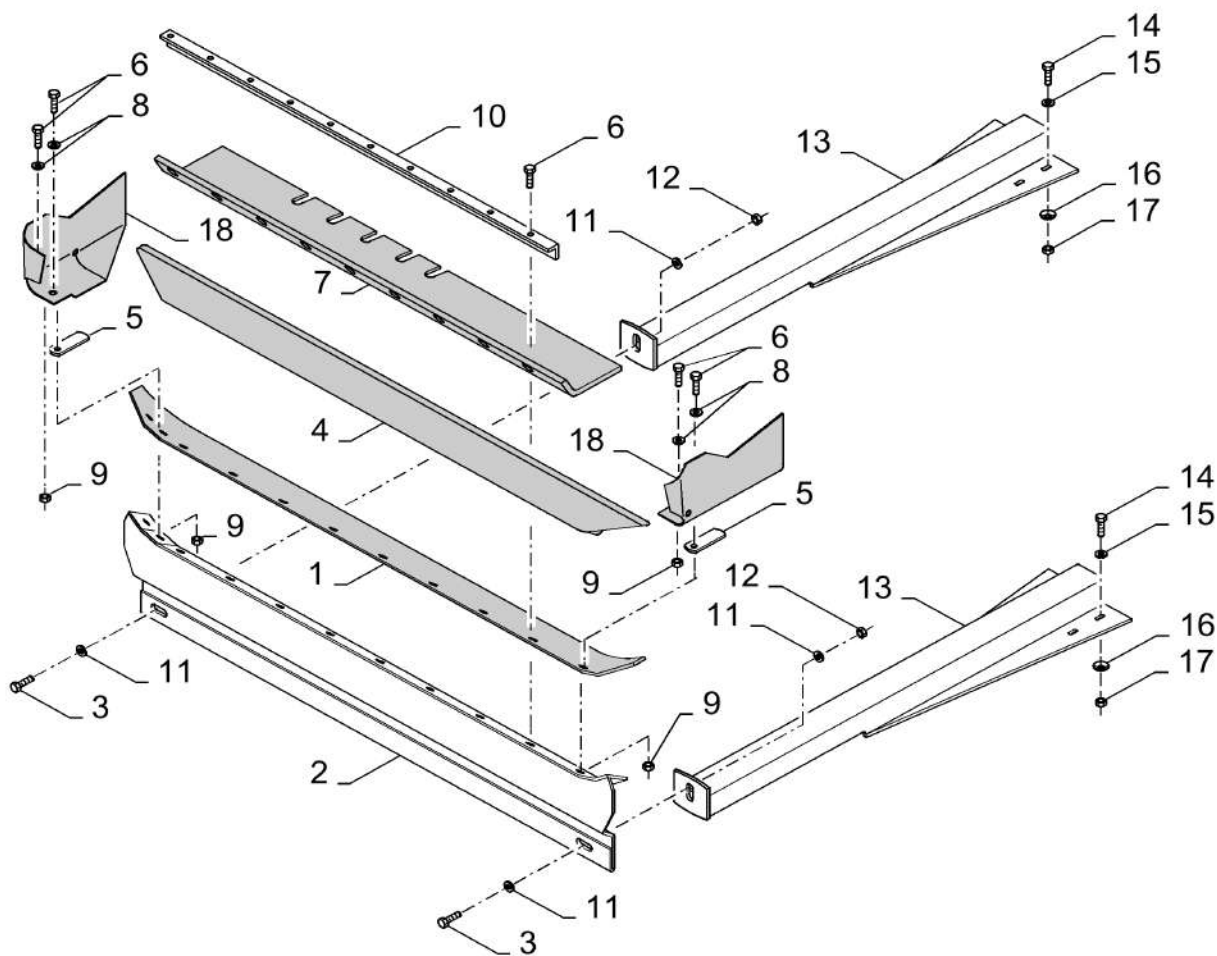
ECCENTRIC AND SHAKER SHOE DRIVE



ECCENTRIC AND SHAKER SHOE DRIVE

REF FN	PART NUMBER	YR/SN	QTY DESCRIPTION
1	140018		4 WASHER M12 x 24 x 2.5
2	100038		4 NUT M12 x 1.75, CI 8
3	87317702		2 ARM
4	{ }		2
5	370014		2 SNAP RING M130, Int
6	9817851		2 KEY M7 x 8 x 32
7	{ }		2
8	{ }		2
9	{ }		2 Bearing Cover
10	370010		2 SNAP RING M100, Ext
11	87315721		2 BALL BEARING 100 mm ID x 150 mm OD x 24 mm
12	87316081		2 ECCENTRIC
13	9832772		2 RING
14	9706687		8 BOLT Hex, M12 x 1.75 x 30mm, CI 8.8, Full Thd
15	140046		8 BELLEVILLE WASHER Belleville, M12
16	370013		3 SNAP RING M90, Int
17	84320474		2 BEARING HOUSING
18	913716		2 BALL BEARING 40 mm ID x 90 mm OD x 23 mm
19	86980613		1 SHAFT
20	80435045		2 SHIM
21	80448780		2 SHIM
22	11077476		2 SNAP RING M150, Int
24	378247		1 WASHER M20
25	320771		1 NUT Thin, M20 x 1.5, CI 04
			7230 8230 9230

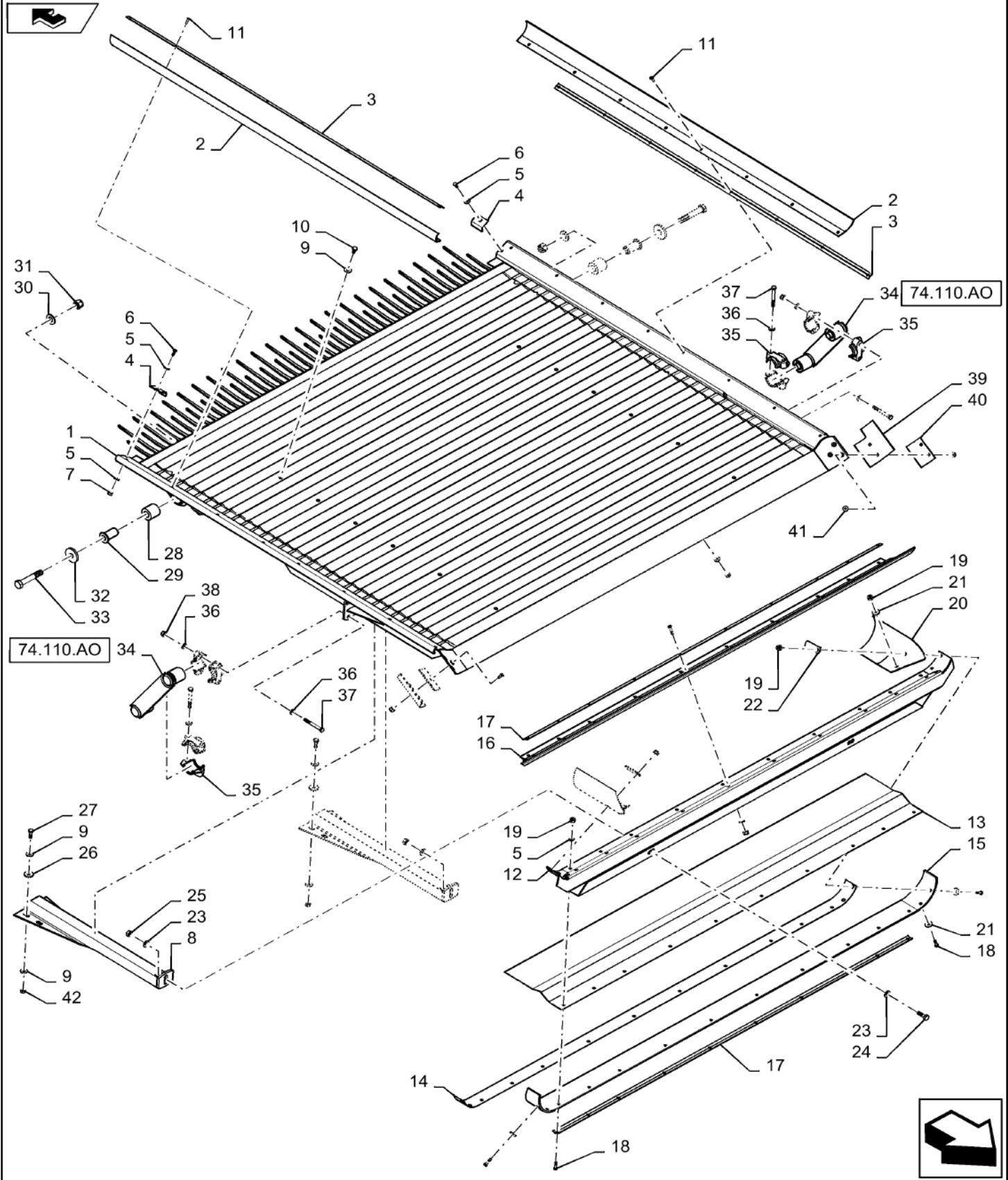
GRAIN PAN, SUPPORTS & SEALS



GRAIN PAN, SUPPORTS & SEALS

REF FN	PART NUMBER	YR/SN	QTY DESCRIPTION
1	84462460		1 SEAL
2	84462472		1 SUPPORT
3	43140		2 BOLT Hex, M10 x 30mm, CI 8.8, Full Thd
4	87333212		1 RUBBER SEAL
5	84007182		2 BRACKET
6	86977786		AR BOLT Hex, M6 x 1 x 25mm, CI 8.8, Full Thd
7	87376934		1 CANVAS
8	140040		4 WASHER M6 x 22 x 2
9	353308		AR NUT M6 x 1, CI 8
10	84000704		2 STRIP Lath, On Top Of 84005167
10	84005167		1 RUBBER SEAL
11	140045		4 BELLEVILLE WASHER M10
12	100016		2 NUT M10, CI 8
13	87318664		2 SUPPORT
14	43127		8 BOLT Hex, M8 x 1.25 x 25mm, CI 8.8, Full Thd
15	87033737		8 WASHER M8 x 28 x 3
16	412650		16 BELLEVILLE WASHER Belleville, M8
17	9706690		8 NUT Hex, M8, 1.25mm Pitch, 6.80mm High, CI 8, ZND
18	87323001		2 SEAL
			7230 8230 9230

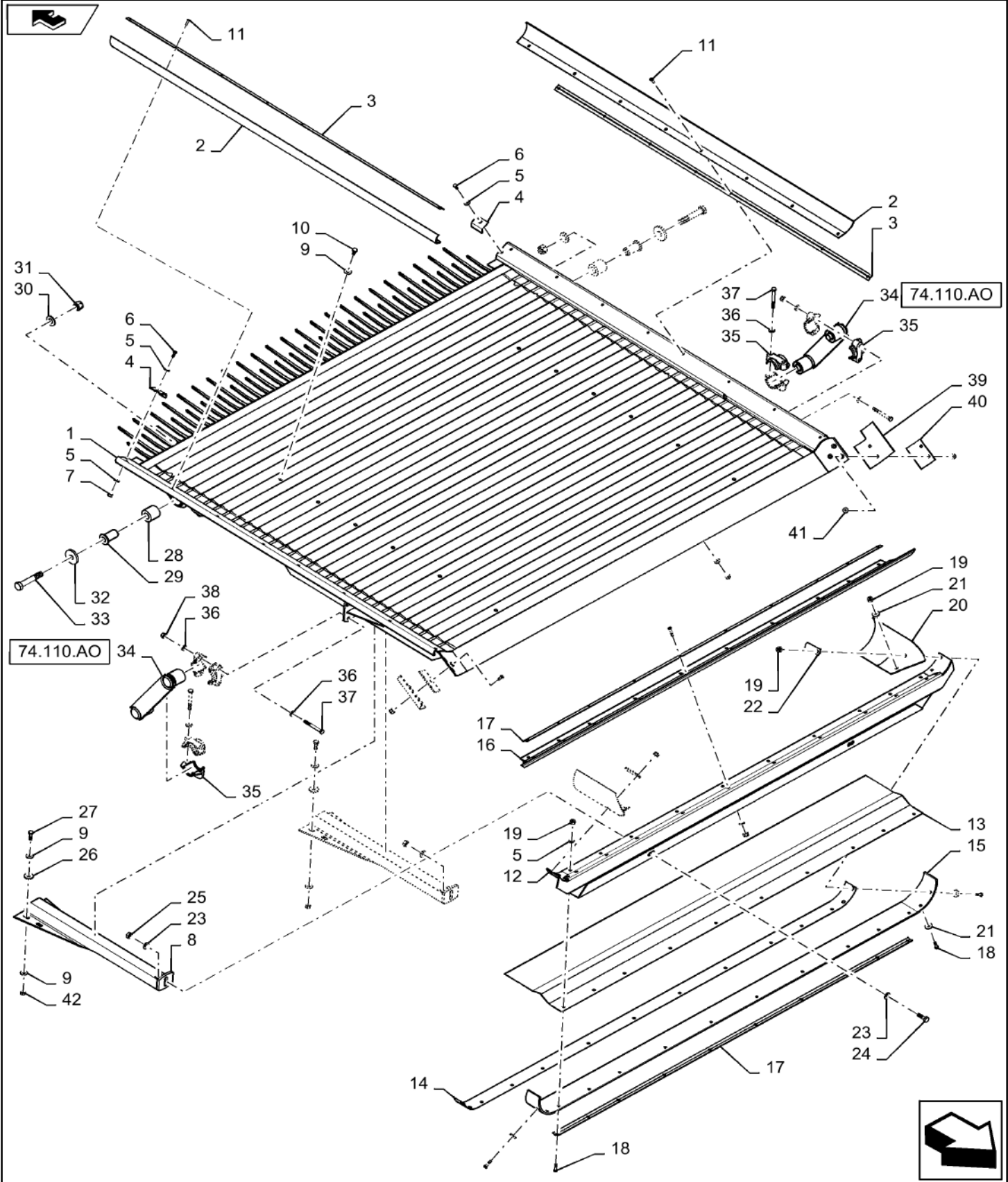
GRAIN PAN



GRAIN PAN

REF FN	PART NUMBER	YR/SN	QTY DESCRIPTION
1	87742812		1 GRAIN PAN Painted
2	87318666		2 SEAL PROTECTION Pan Edge
3	87318665		2 STRIP Securing Strap
4	429635		2 SUPPORT Front Corner
5	322357		24 BELLEVILLE WASHER M6
6	86508568		2 BOLT Hex, M6 x 16mm, CI 8.8, Full Thd
7	9706755		2 NUT M6, CI 8
8	87318664		2 SUPPORT Rear Seal Mount
9	412650		28 BELLEVILLE WASHER Belleville, M8
10	120103		12 BOLT Hex, M8 x 16, 8.8
11	445395		16 RIVET Pop, M4.8 x 18.1
12	84462472		1 SUPPORT Rear Seal
13	87376934		1 CANVAS Rubber, 1540mm X 250mm X 1.3mm
14	84462460		1 SEAL Poly, 1714mm X 857mm X 1.5mm
15	87333212		1 RUBBER SEAL 1816mm X 70mm X 1.5mm
16	84005167		1 RUBBER SEAL 1677mm X 70mm X 3mm
17	84000704		2 STRIP Securing Strap
18	86977786		26 BOLT Hex, M6 x 1 x 25mm, CI 8.8, Full Thd
19	353308		32 NUT M6 x 1, CI 8
20	87323001		2 SEAL Rear Edge, 4 Holes, 215mm X 156mm X 2mm
21	140040		8 WASHER M6 x 22 x 2
22	84007182		2 BRACKET Securing Strap, Corner
23	140045		4 BELLEVILLE WASHER M10
24	43140		2 BOLT Hex, M10 x 30mm, CI 8.8, Full Thd
25	100016		2 NUT M10, CI 8
26	87033737		8 WASHER M8 x 28 x 3
27	43127		8 BOLT Hex, M8 x 1.25 x 25mm, CI 8.8, Full Thd
28	338222		2 RUBBER BUSHING
			7230 8230 9230

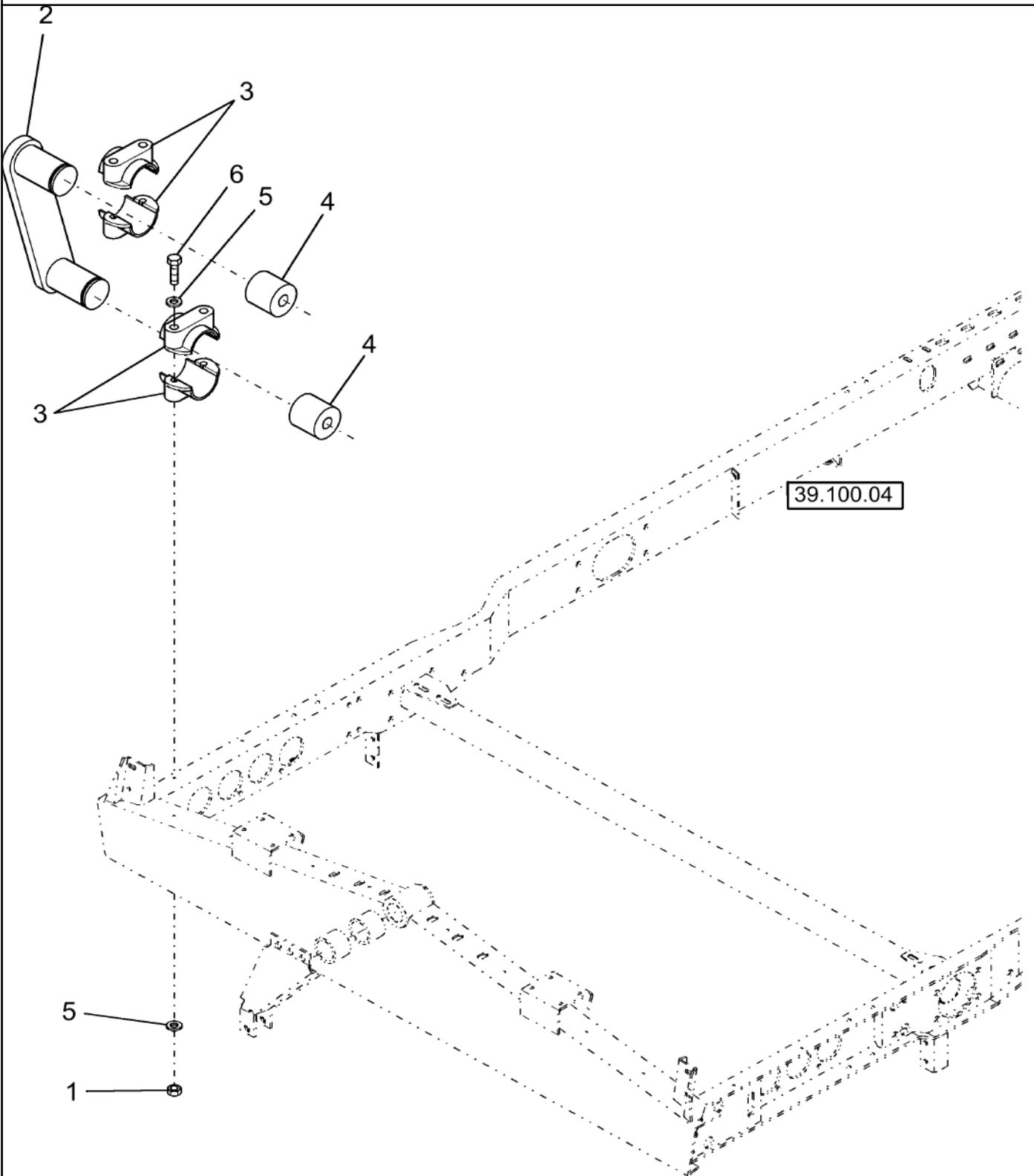
GRAIN PAN



GRAIN PAN

REF FN	PART NUMBER	YR/SN	QTY DESCRIPTION
29	84052651		2 BUSHING Zinc Plated, 16.2mm ID, 25mm OD X 52mm
30	378246		2 WASHER M16
31	86000441		2 NUT M16 x 2, CI 8
32	333040		2 WASHER M16.5 x 49 x 0.3 Thk, HDN
33	350616		2 BOLT Hex, M16 x 2 x 90mm, CI 8.8
34	87486176		2 ARM Grain Pan Drive
35	320033		8 BEARING HALF Half Bearing
36	322358		12 BELLEVILLE WASHER M8
37	120062		8 BOLT Hex, M8 x 70, 8.8
38	86629542		4 NUT M8 x 1.25, CI 8
39	84462428		2 SEAL Corner, Nylon, 115mm X 100mm X 2.67mm
40	84462477		2 PLATE Mounting
41	14441321		6 HEX SOC SCREW Hex Soc Flat Hd, M6 x 16, 8.8
42	9706690		8 NUT Hex, M8, 1.25mm Pitch, 6.80mm High, CI 8, ZND
			7230 8230 9230

GRAIN PAN DRIVE



74.110.AO

p1

10/201
3

GRAIN PAN DRIVE

REF FN	PART NUMBER	YR/SN	QTY DESCRIPTION
1	86629542		8 NUT M8 x 1.25, CI 8
2	87486176		2 ARM Incl Ref 4, 87391745
3	320033		8 BEARING HALF
4	87391745		4 RUBBER BUSHING
5	322358		16 BELLEVILLE WASHER M8
6	120062		8 BOLT Hex, M8 x 70, 8.8

7230 8230 9230

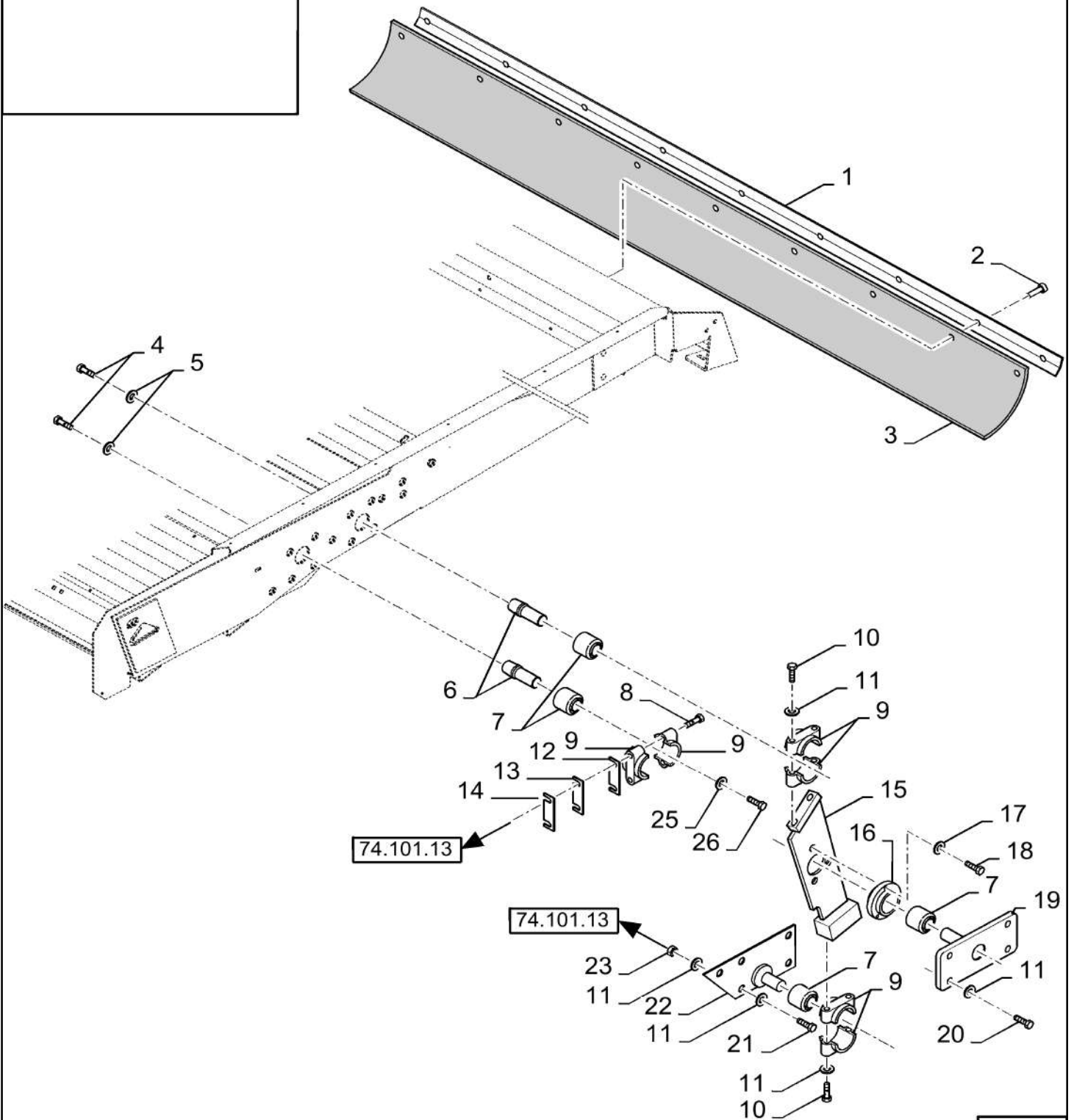
74.114.AM

01

p1

10/201
3

UPPER SHOE DRIVE, L.H.



74.114.AM

01

p1

10/201
3**UPPER SHOE DRIVE, L.H.**

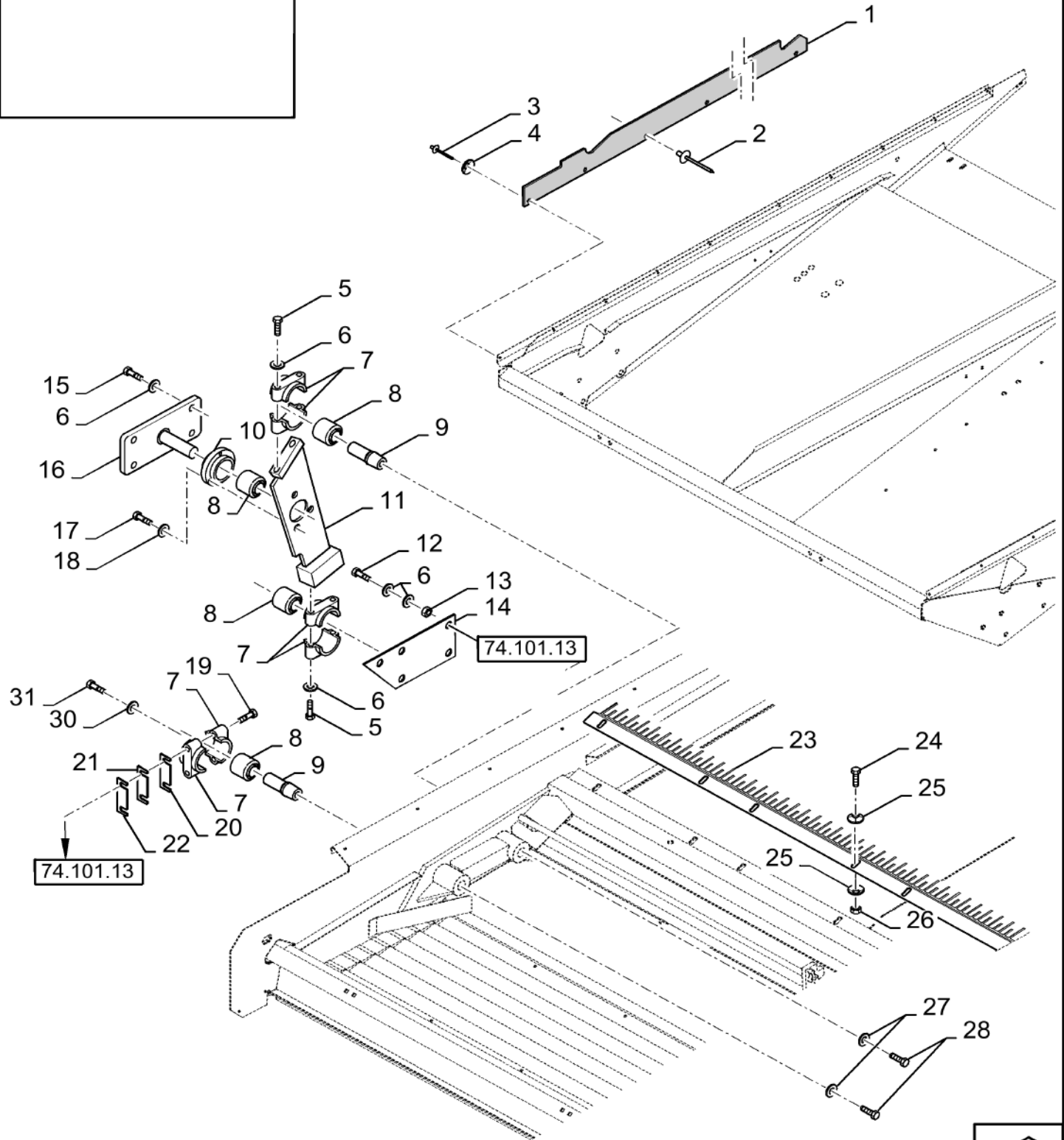
REF	FN	PART NUMBER	YR/SN	QTY DESCRIPTION
1	1	84989486		1 STRIP
1	2	84075413		1 STRIP
2		80445395		AR RIVET Pop, M4.8 x 18.1
3	1	87318656		1 SEAL
3	2	87325651		1 SEAL
4		120091		2 SCREW Hex, M16 x 60, 8.8
5		86592702		2 WASHER M16 x 45 x 6, HT
6		84037184		4 SHAFT
7		442446		4 RUBBER BUSHING
8		9501756		2 BOLT Hex, M12 x 1.75 x 110mm, CI 10.9
9		84446877		6 BEARING HOUSING
10		80300810		4 BOLT M12 x 1.75 x 85mm, CI 8.8
11		140046		AR BELLEVILLE WASHER Belleville, M12
12		445474		1 SHIM THK: 0.5 MM
13		445473		1 SHIM THK: 1 MM
14		445472		1 PLATE
15		87314571		1 ARM L.H.
16		9811082		1 BUSHING
17		140045		3 BELLEVILLE WASHER M10
18		9706704		3 BOLT Hex, M10 x 1.5 x 35mm, CI 8.8, Full Thd
19		84320470		1 SUPPORT L.H.
20		{43154}		4 M12 x 40, 8.8
21		9706687		5 BOLT Hex, M12 x 1.75 x 30mm, CI 8.8, Full Thd
22		84334452		1 SUPPORT
23		9706685		5 NUT M12, CI 8
25		140045		1 BELLEVILLE WASHER M10
26		43138		1 BOLT Hex, M10 x 1.5 x 20mm, CI 8.8, Full Thd

(1) 8120 & 9120 Only

(2) 7120 Only|1|7120 Only

7230 8230 9230

UPPER SHOE DRIVE, R.H.



74.114.AM

02

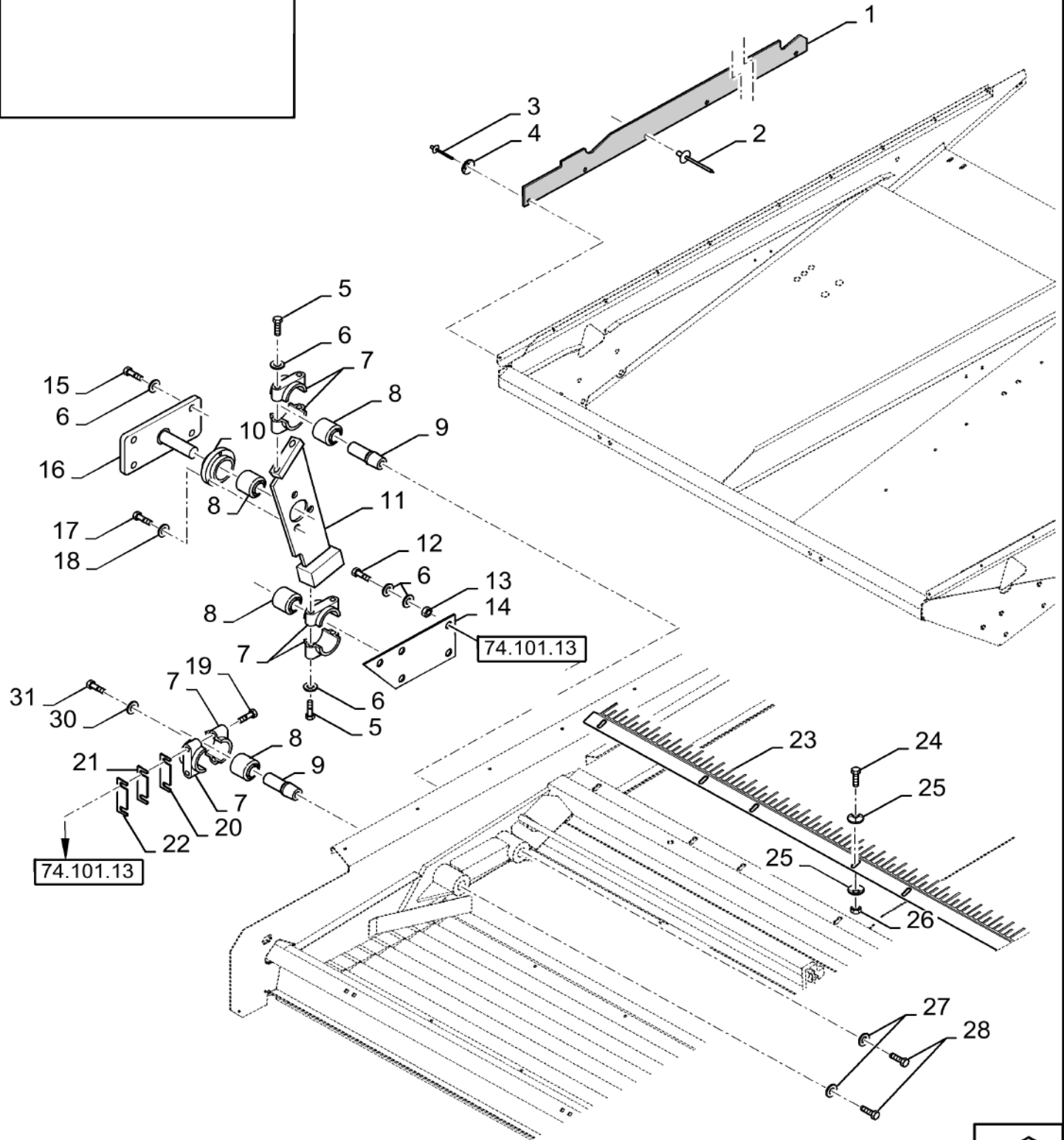
p1

10/201
3**UPPER SHOE DRIVE, R.H.**

REF FN	PART NUMBER	YR/SN	QTY DESCRIPTION
1	87585352		2 CANVAS
2	84446204		18 RIVET Pop, M6 x 19.5
3	445395		4 RIVET Pop, M4.8 x 18.1 Rivet
4	322356		4 BELLEVILLE WASHER M5.1 x 12 x 1.85, HDN
5	80300810		4 BOLT M12 x 1.75 x 85mm, CI 8.8
6	140046		18 BELLEVILLE WASHER Belleville, M12
7	84446877		6 BEARING HOUSING
8	442446		4 RUBBER BUSHING
9	84037184		4 SHAFT
10	9811082		1 BUSHING
11	87314573		1 ARM R.H.
12	9706687		5 BOLT Hex, M12 x 1.75 x 30mm, CI 8.8, Full Thd
13	9706685		5 NUT M12, CI 8
14	84334453		1 SUPPORT R.H.
15	{43154}		4 M12 x 40
16	84320472		1 SUPPORT R.H.
16	84320470		1 SUPPORT L.H.
17	9706704		3 BOLT Hex, M10 x 1.5 x 35mm, CI 8.8, Full Thd
18	140045		3 BELLEVILLE WASHER M10
19	9501756		2 BOLT Hex, M12 x 1.75 x 110mm, CI 10.9
20	445473		1 SHIM THK: 1 MM
21	445474		1 SHIM THK: 0.5 MM
22	445472		1 PLATE
23	84989436		1 RAKE
24	120104		AR BOLT Hex, M8 x 1.25 x 20mm, CI 8.8, Full Thd
25	412650		AR BELLEVILLE WASHER Belleville, M8
26	9706690		AR NUT Hex, M8, 1.25mm Pitch, 6.80mm High, CI 8, ZND
27	86592702		2 WASHER M16 x 45 x 6, HT

7230 8230 9230

UPPER SHOE DRIVE, R.H.



74.114.AM

02

p2

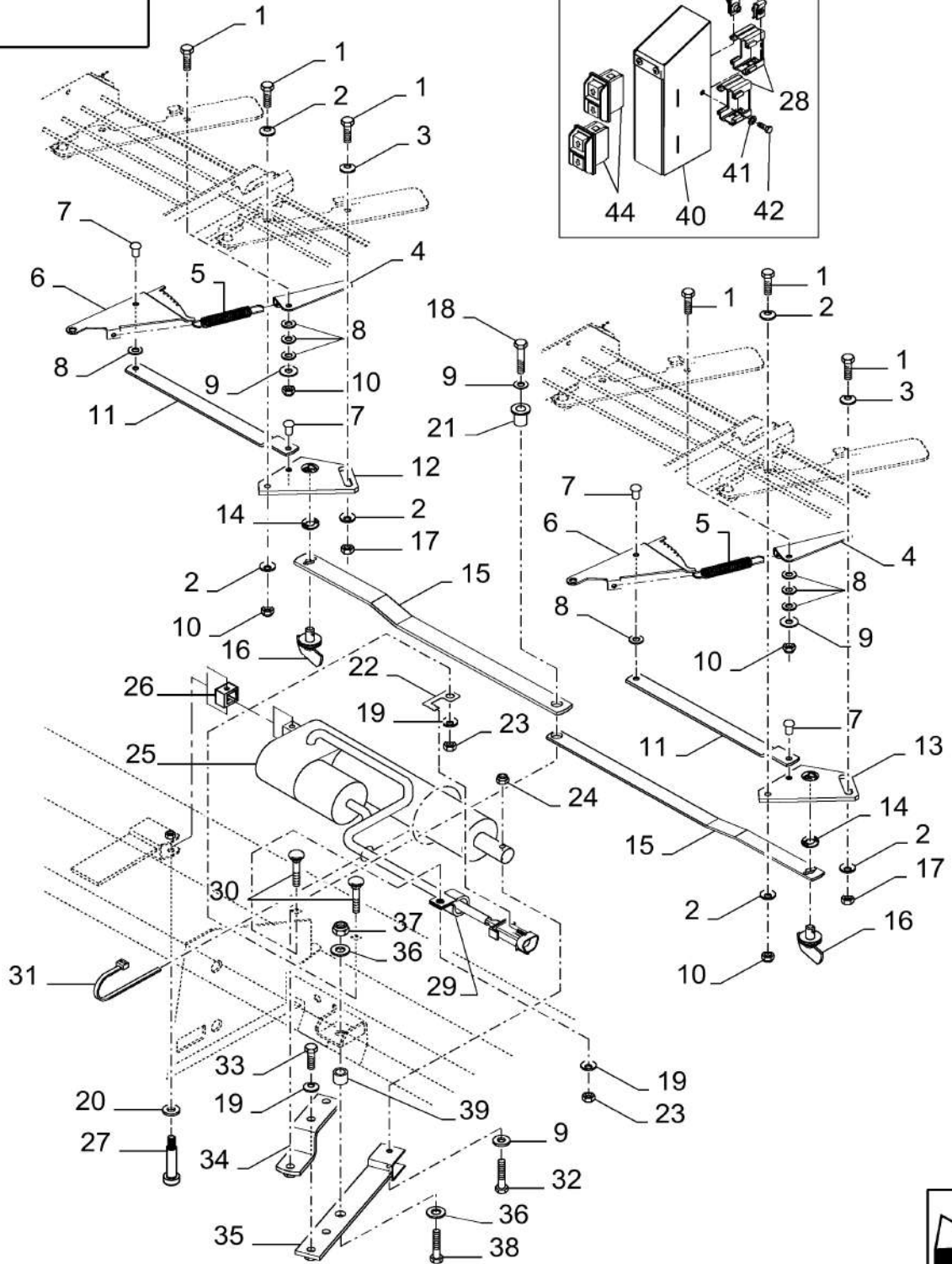
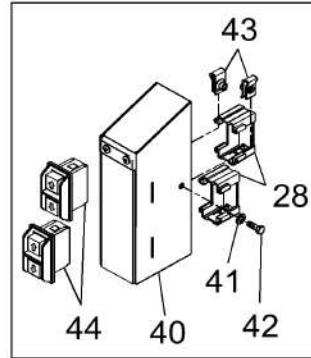
10/201
3

UPPER SHOE DRIVE, R.H.

REF FN	PART NUMBER	YR/SN	QTY DESCRIPTION
28	120091		2 SCREW Hex, M16 x 60, 8.8
30	140045		1 BELLEVILLE WASHER M10
31	43138		1 BOLT Hex, M10 x 1.5 x 20mm, Cl 8.8, Full Thd
	87323178		1 DIA KIT, HARVESTER Incl Ref 1, 11

7230 8230 9230

REMOTE UPPER SIEVE ADJUSTMENT

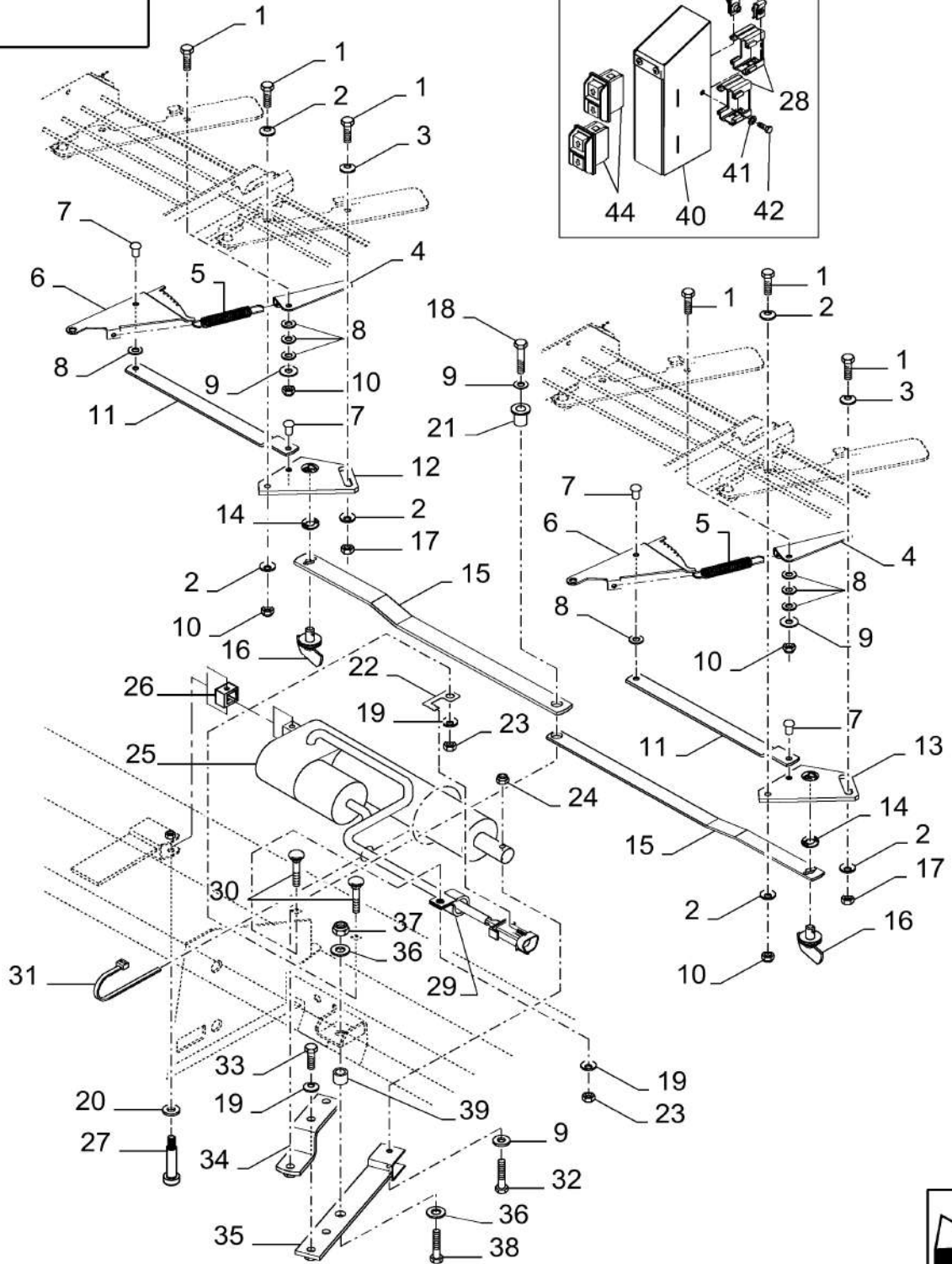
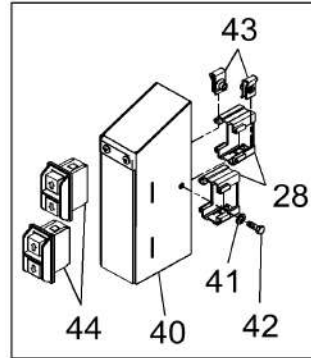


REMOTE UPPER SIEVE ADJUSTMENT

REF FN	PART NUMBER	YR/SN	QTY DESCRIPTION
1	120100		AR BOLT Hex, M6 x 1 x 20mm, CI 8.8
2	412649		AR BELLEVILLE WASHER Belleville, M6
3	322357		AR BELLEVILLE WASHER M6
4	1	84053675	2 PLATE
5	1	449942	2 SPRING
6	1	84053678	2 SECTOR
7	281061		AR RIVET Rd Hd, M6 x 12
8	86588450		AR WASHER M6 x 12 x 1.6 Thk
9	140040		AR WASHER M6 x 22 x 2
10	353308		AR NUT M6 x 1, CI 8
11	2	84053679	2 BRACKET
11	3	87637643	2 BRACKET
12	84053677		1 PLATE
13	84062611		1 PLATE
14	9514605		2 LOCK WASHER M9.8 x 18.5
15	87011099		2 LEVER
16	9831581		2 LOCK
17	9706755		2 NUT M6, CI 8
18	43128		1 BOLT Hex, M8 x 1.25 x 30.00mm, CI 8.8, ZND
19	322358		4 BELLEVILLE WASHER M8
20	378243		1 WASHER M8
21	87013640		1 BUSHING
22	87013667		1 CLIP
23	89706690		2 NUT M8, CI 8
24	280129		1 NUT 1/4"-20, GC
25	84208481		1 ACTUATOR
	84208481R		1 REMAN-HYD MOTOR 7230, 8230 Both - COMBINE - TIER 4 COMMON CAB (1/13-)
	84208481C		ACTUATOR Return Number
26	87711044		1 BLOCK
(1)	Not Used W/Corn Sieves		
(2)	Not Used W/Corn Sieves,Use W/Painted Sieves		
(3)	Not Used W/Corn Sieves,Use W/Galvanized Sieves		

7230 8230 9230

REMOTE UPPER SIEVE ADJUSTMENT



REMOTE UPPER SIEVE ADJUSTMENT

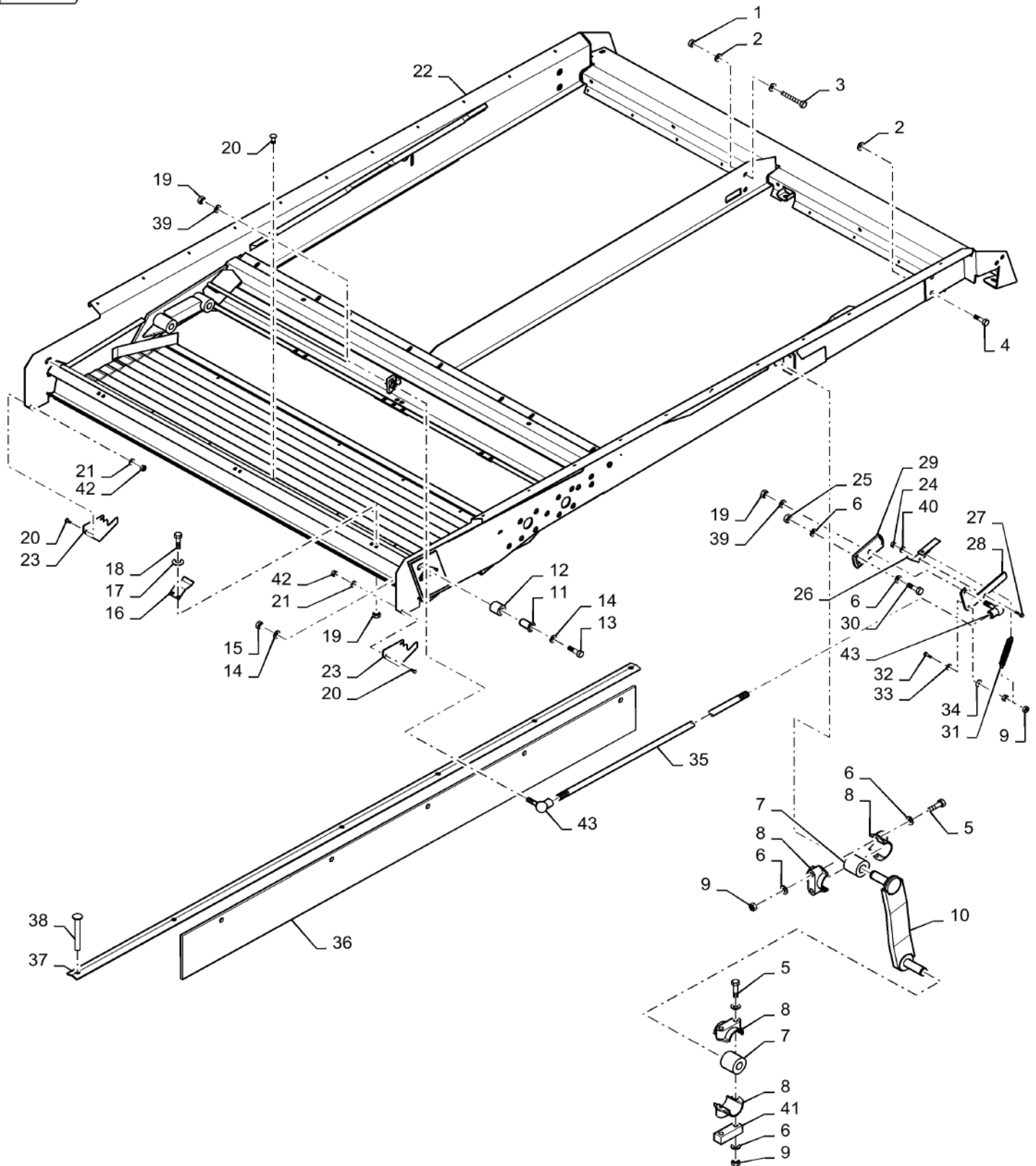
REF FN	PART NUMBER	YR/SN	QTY DESCRIPTION
27	87471830		1 STEP BOLT M6 x 41, 8 x 30mm shldr, CI 12.9
28	86627352		2 CLAMP
29	853764		1 CLAMP 5/16", Insul, 5/16" Bolt
30	86619060		2 CARRIAGE BOLT Sht Sq Nk, M8 x 16mm, CI 8.8, Full Thd
31	86566989		1 CABLE TIE M4.75 x 190.5 L
32	87716		1 BOLT Hex, 1/4" - 20 x 1 1/4", Gr 5
33	120104		2 BOLT Hex, M8 x 1.25 x 20mm, CI 8.8, Full Thd
34	84053313		1 BRACKET
35	87011097		1 LEVER
36	378244		1 WASHER M10 x 24 x 2 Thk
37	100037		1 NUT M10 x 1.5, CI 8, Prev Torque
38	{43139}		1
39	28384		1 SPACER
40	87011998		1 HOUSING
41	322357		2 BELLEVILLE WASHER M6
42	86508568		2 BOLT Hex, M6 x 16mm, CI 8.8, Full Thd
43	86014250		2 SPRING NUT U, M6 x 1.00
44	86627351		2 SIEVE ADJUSTMENT SWITCH Remote Upper Sieve Adjust
			7230 8230 9230

74.114.AY

p1

10/201
3

UPPER SHAKER SHOE



74.114.AY

p1

10/201
3**UPPER SHAKER SHOE**

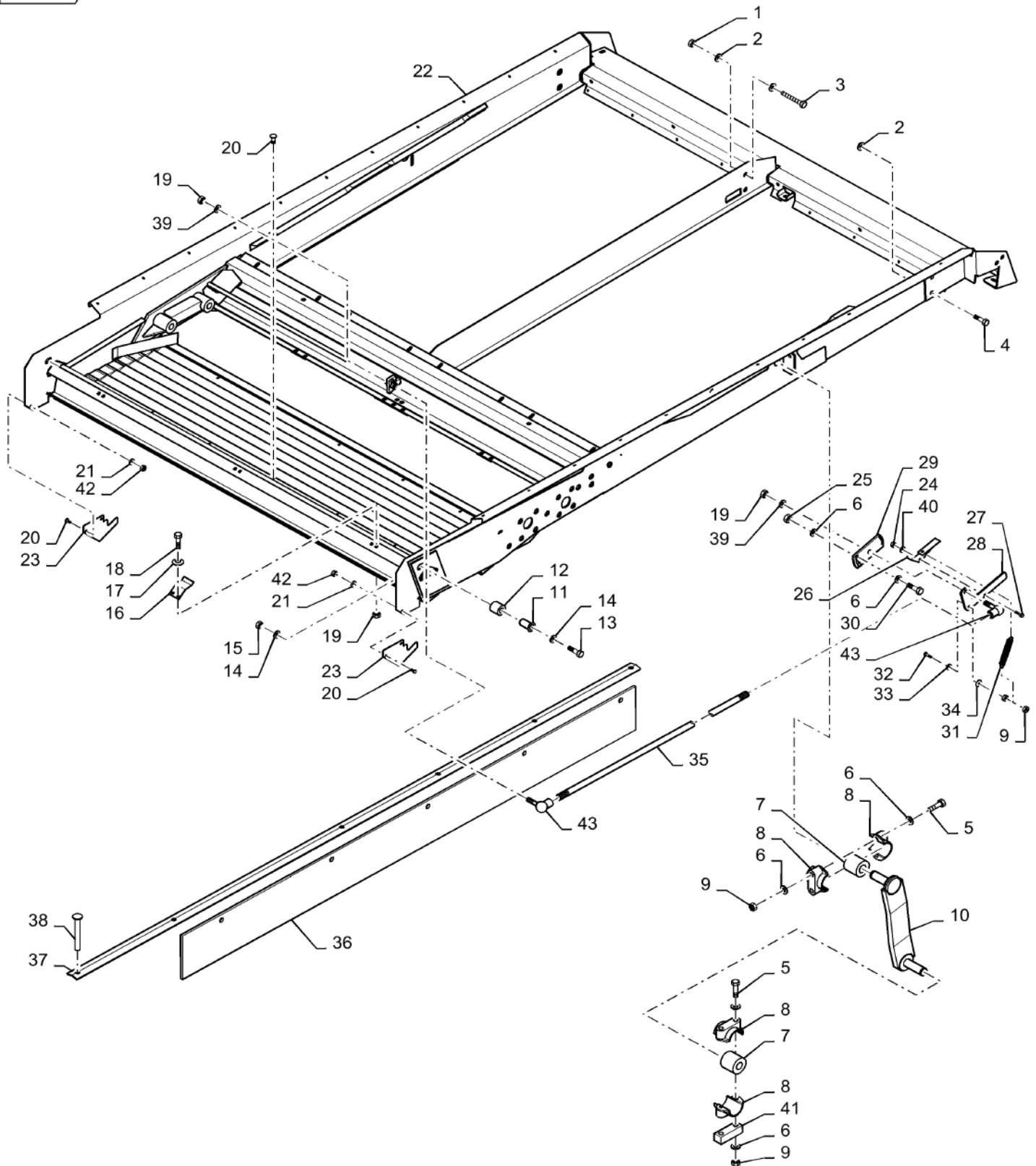
REF FN	PART NUMBER	YR/SN	QTY DESCRIPTION
1	9706685		1 NUT M12, CI 8
2	140046		4 BELLEVILLE WASHER Belleville, M12
3	86629541		10 BOLT Hex, M12 x 40mm, CI 8.8, Full Thd
4	9706687		2 BOLT Hex, M12 x 1.75 x 30mm, CI 8.8, Full Thd
5	120062		8 BOLT Hex, M8 x 70, 8.8
6	322358		17 BELLEVILLE WASHER M8
7	84000052		4 RUBBER BUSHING
8	320033		8 BEARING HALF
9	86629542		10 NUT M8 x 1.25, CI 8
10	87314041		2 ARM
11	84052651		2 BUSHING
12	338222		2 RUBBER BUSHING
13	350616		2 BOLT Hex, M16 x 2 x 90mm, CI 8.8
14	378246		2 WASHER M16
15	86000441		2 NUT M16 x 2, CI 8
16	84462716		3 TAB SPRING
17	412649		6 BELLEVILLE WASHER Belleville, M6
18	86512439		6 CARRIAGE BOLT Sht Nk, M6 x 16mm, CI 8.8, Full Thd
19	9706755		6 NUT M6, CI 8
20	445394		AR RIVET Pop, M4.8 x 12.7
21	140182		4 WASHER M5 x 18 x 2
22	47449917		1 SHAKER SHOE
23	87333110		2 SEAL PROTECTION
23	84989409		2 PLATE
24	353308		1 NUT M6 x 1, CI 8
25	9706690		1 NUT Hex, M8, 1.25mm Pitch, 6.80mm High, CI 8, ZND
26	84434086		1 HANDLE
27	86508568		1 BOLT Hex, M6 x 16mm, CI 8.8, Full Thd
28	84457706		1 HANDLE
			7230 8230 9230

74.114.AY

p2

10/201
3

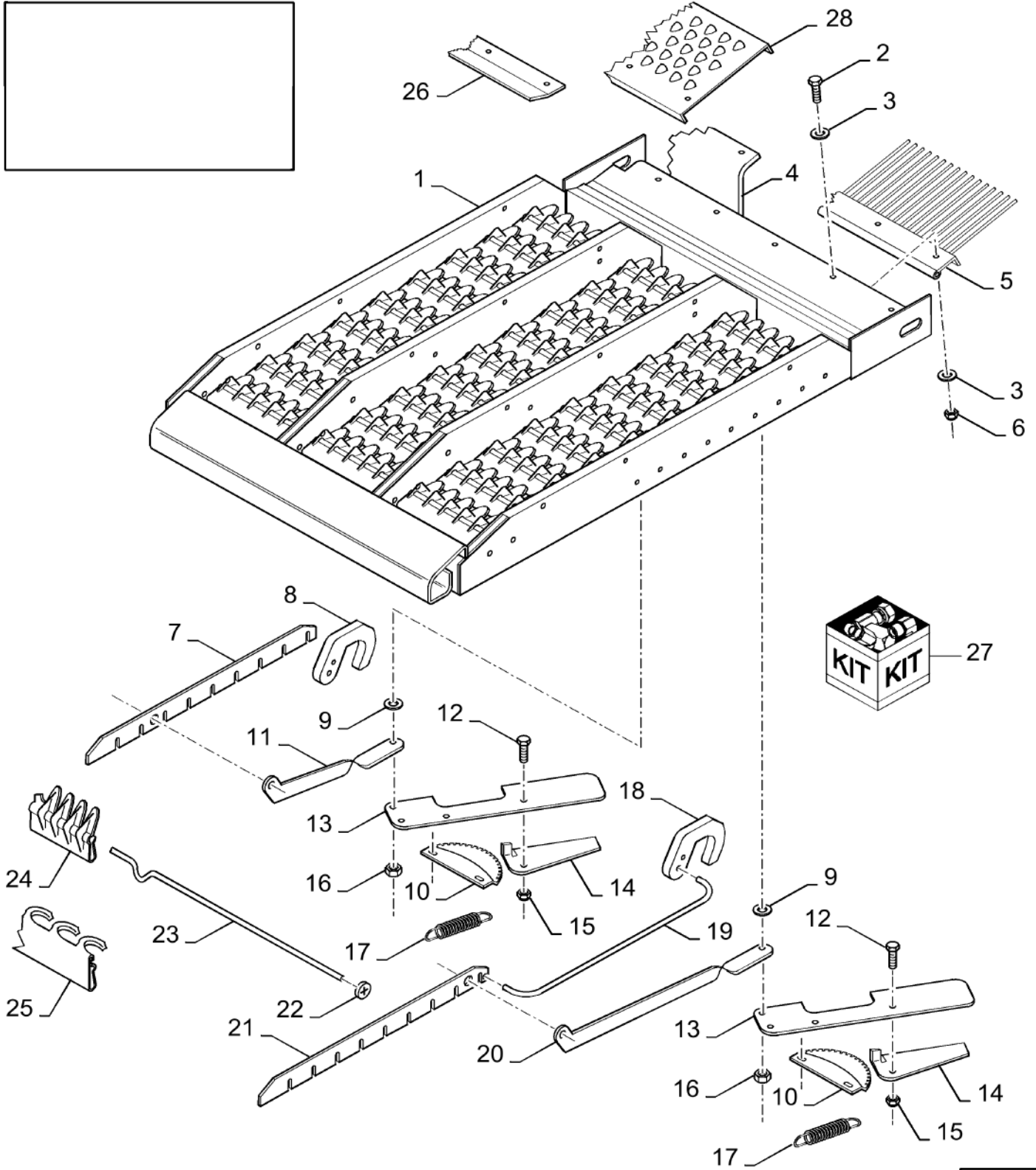
UPPER SHAKER SHOE



UPPER SHAKER SHOE

REF FN	PART NUMBER	YR/SN	QTY DESCRIPTION
29	84457729		1 PLATE
30	120104		1 BOLT Hex, M8 x 1.25 x 20mm, Cl 8.8, Full Thd
31	9832711		1 SPRING
32	300381		1 BOLT Hex, M8 x 1.25 x 35mm, Cl 8.8, Full Thd
33	378243		1 WASHER M8
34	397881		1 SPRING WASHER
35	84457696		1 ROD
36	84071063		2 SEAL
37	84076111		2 STRIP
38	80445395		22 RIVET Pop, M4.8 x 18.1
39	322357		2 BELLEVILLE WASHER M6
40	9824259		1 WASHER 6.40mm ID x 12.00mm OD x 1.60mm, CST ZND
41	87314695		2 SPACER
42	86508813		4 NUT M5, Cl 8
43	84021043		2 BALL JOINT
			7230 8230 9230

UPPER SIEVES



UPPER SIEVES

REF	FN	PART NUMBER	YR/SN	QTY DESCRIPTION
1	1	84100965		2 SIEVE HC Slat, 1 1/8inch (7 to 24) - PAINTED
1	1	47389898		2 SIEVE Up, Wide, 1 1/8inch(7 to 24) - GALVANIZED
1	1	84320037		2 SIEVE Closz Slat, 1 5/8inch (7 to 17, 22 to 24) - PAINTED
1	1	87109834		2 SIEVE Corn, 1 5/8inch (7 to 24) - GALVANIZED
1	1	87109838		2 SIEVE CLOSZ Slat, 1 5/8inch (7 to 24) - GALVANIZED
1	1	84100990		2 SIEVE Peterson, 1 1/8inch (7 to 24) - PAINTED
1	1	87109842		2 SIEVE Peterson, 1 1/8inch (7 to 24) - GALVANIZED
1	1	84437315		2 SIEVE CLOSZ Slat, 1 1/8inch (7 to 24) - PAINTED
2		120100		AR BOLT Hex, M6 x 1 x 20mm, CI 8.8
2		86508568		AR BOLT Hex, M6 x 16mm, CI 8.8, Full Thd
3		412653		AR BELLEVILLE WASHER Belleville, M6
4		84320875		AR SEAL
5		84100961		2 RAKE
6		9706755		AR NUT M6, CI 8
7	2	84056237		1 ADJUSTING PLATE
7	3	84056235		1 ADJUSTING PLATE
8	2	84056254		1 INDICATOR
8	3	84056253		1 INDICATOR
9		378243		2 WASHER M8
10		426565		2 QUADRANT
11	2	84053320		1 LEVER
11	3	84056678		1 LEVER

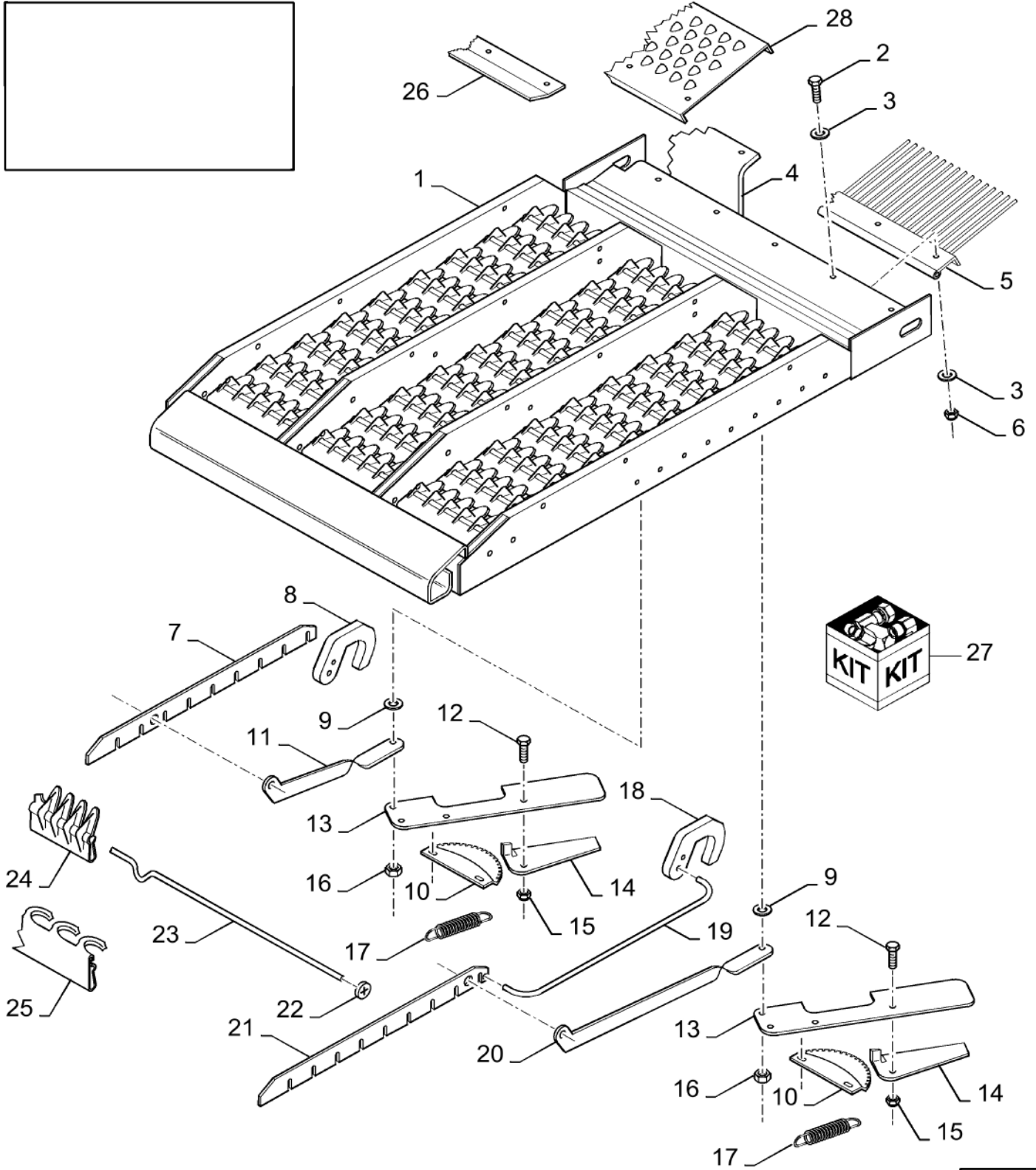
(1) Part is Not Remote Ready; Refer to Ref 27

(2) For 1-1/8inch Sieve Only

(3) For 1-5/8inch Sieve Only

7230 8230 9230

UPPER SIEVES



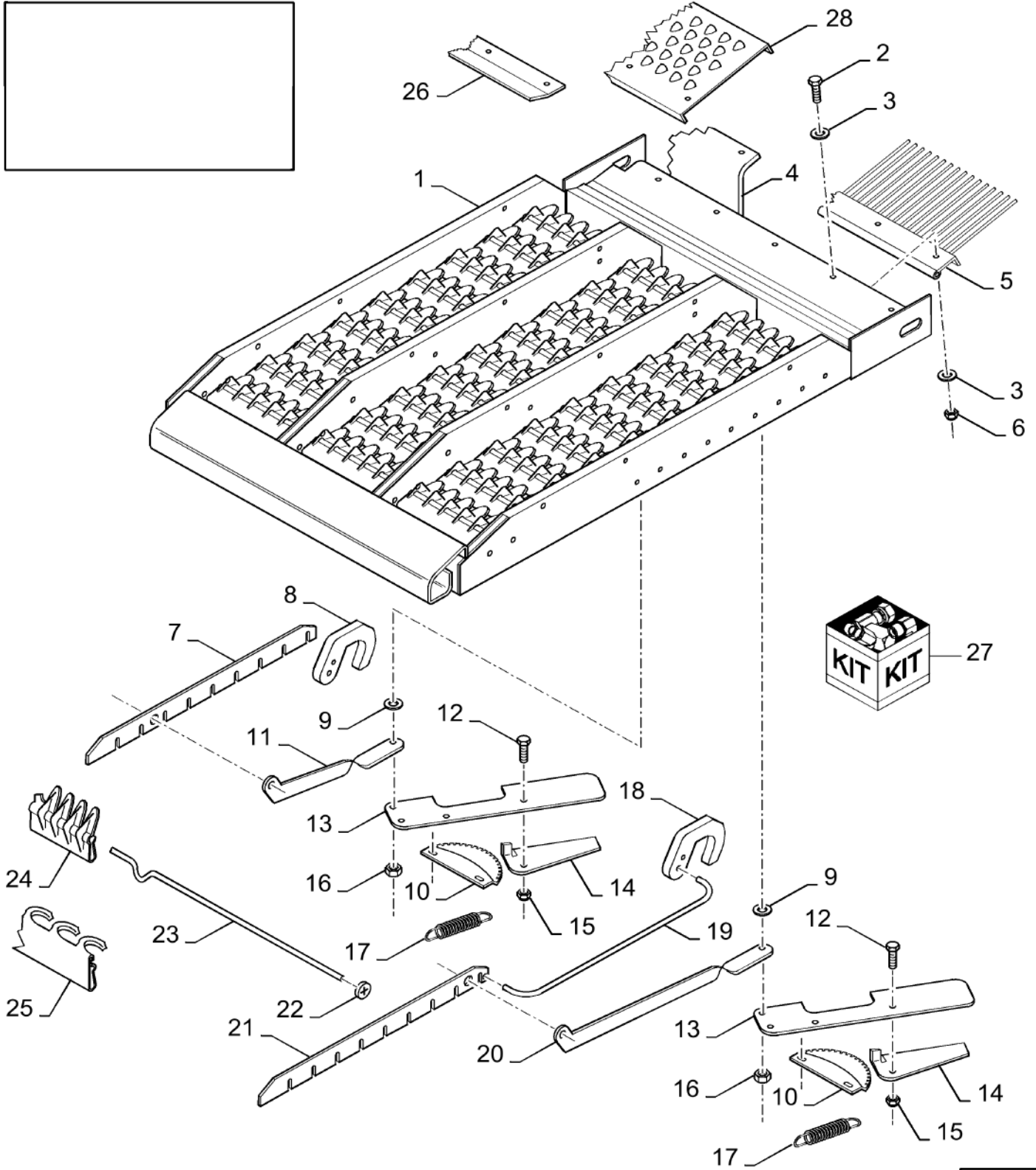
UPPER SIEVES

REF FN	PART NUMBER	YR/SN	QTY DESCRIPTION
12	86508568		2 BOLT Hex, M6 x 16mm, CI 8.8, Full Thd
13	9817781		2 HANDLE
14	432187		2 HANDLE
15	353308		2 NUT M6 x 1, CI 8
16	86629542		2 NUT M8 x 1.25, CI 8 Prevailing Torque
17	449942		2 SPRING
18	1 84056802		1 INDICATOR
19	1 84056247		1 ROD
20	1 84053321		1 LEVER
21	1 84056236		1 ADJUSTING PLATE
22	398561		6 CLIP
23	453189		AR RETAINING WIRE
24	1 445569		47 BAR HC 1 1/8inch-240
24	324715		94 BAR HC 1 1/8inch-230
24	445569		235 BAR HC 1 1/8inch-240
24	80445568		33 BAR HC 1 5/8inch-240
24	80396505		66 BAR HC 1 5/8inch-230
24	80445568		165 BAR HC 1 5/8inch-240
25	89832566		47 BAR HC 1 1/8inch-240
25	89832565		94 BAR HC 1 1/8inch-230
25	89832566		235 BAR HC 1 1/8inch-240
26	84100993		2 PLATE
27	84084984		AR SIEVE Kit, HC, 1-1/8inch; Incl Ref 1, 87109830 (2), Ref 2, 86508568 (8), Ref 3, 412653 (16), Ref 5, 84100961 (2), Ref 6, 9706755 (8)
27	84084981		AR SIEVE Kit, PET, 1-1/8inch; Incl Ref 1, 87109842 (2), Ref 2, 86508568 (8), Ref. 3, 412653 (16), Ref 5, 84100961 (2), Ref 6, 9706755 (8)

(1) For 1-1/8inch Sieve Only

7230 8230 9230

UPPER SIEVES



74.114.AZ

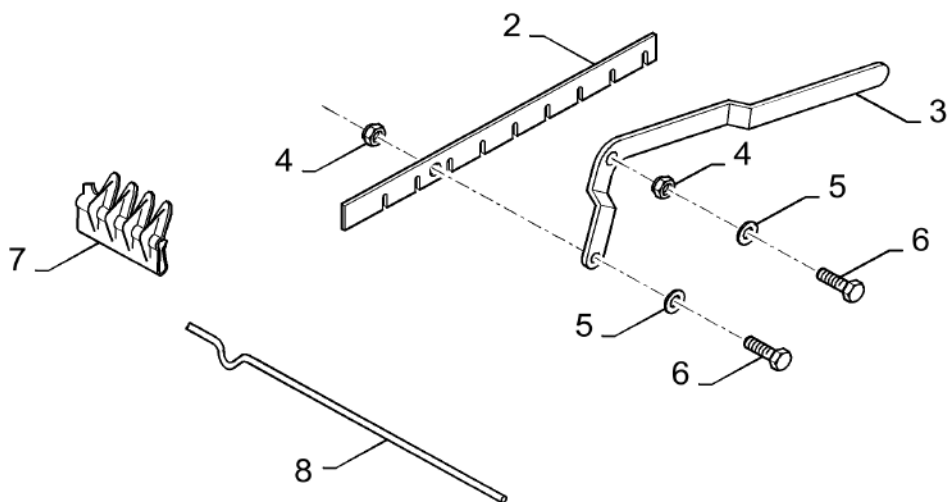
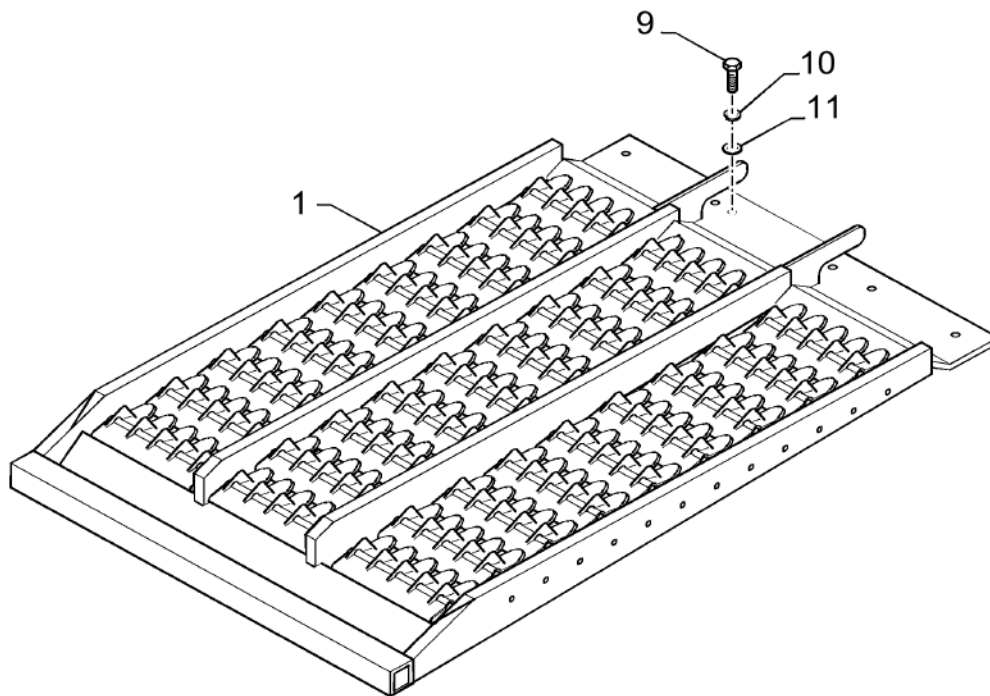
01

p3

10/201
3**UPPER SIEVES**

REF FN	PART NUMBER	YR/SN	QTY DESCRIPTION
27	84084324		AR DIA KIT, HARVESTER Closz, 1-5/8inch; Incl Ref 1, 87109838 (2), Ref 2, 86508568 (8), Ref. 3 412653 (16), Ref 5, 84100961 (2), Ref 6, 9706755 (8)
28	453266		2 SIEVE EXTENSION Optional Graepel Sieve Extension - 784 mm Long
28	430384		1 SIEVE EXTENSION Optional Graepel Sieve Extension - 1316 mm Long
29	84084664		1 DIA KIT, HARVESTER Chaffer, Adj, 1-5/8inch; Incl Ref 1, 87109834 (2), Ref 2, 120100 (8), Ref 3 (16), Ref 4 (2), Ref 5, 84100961 (2), Ref 6 (8), Plus Remote Plates & Hdw
			7230 8230 9230

PRESIEVE



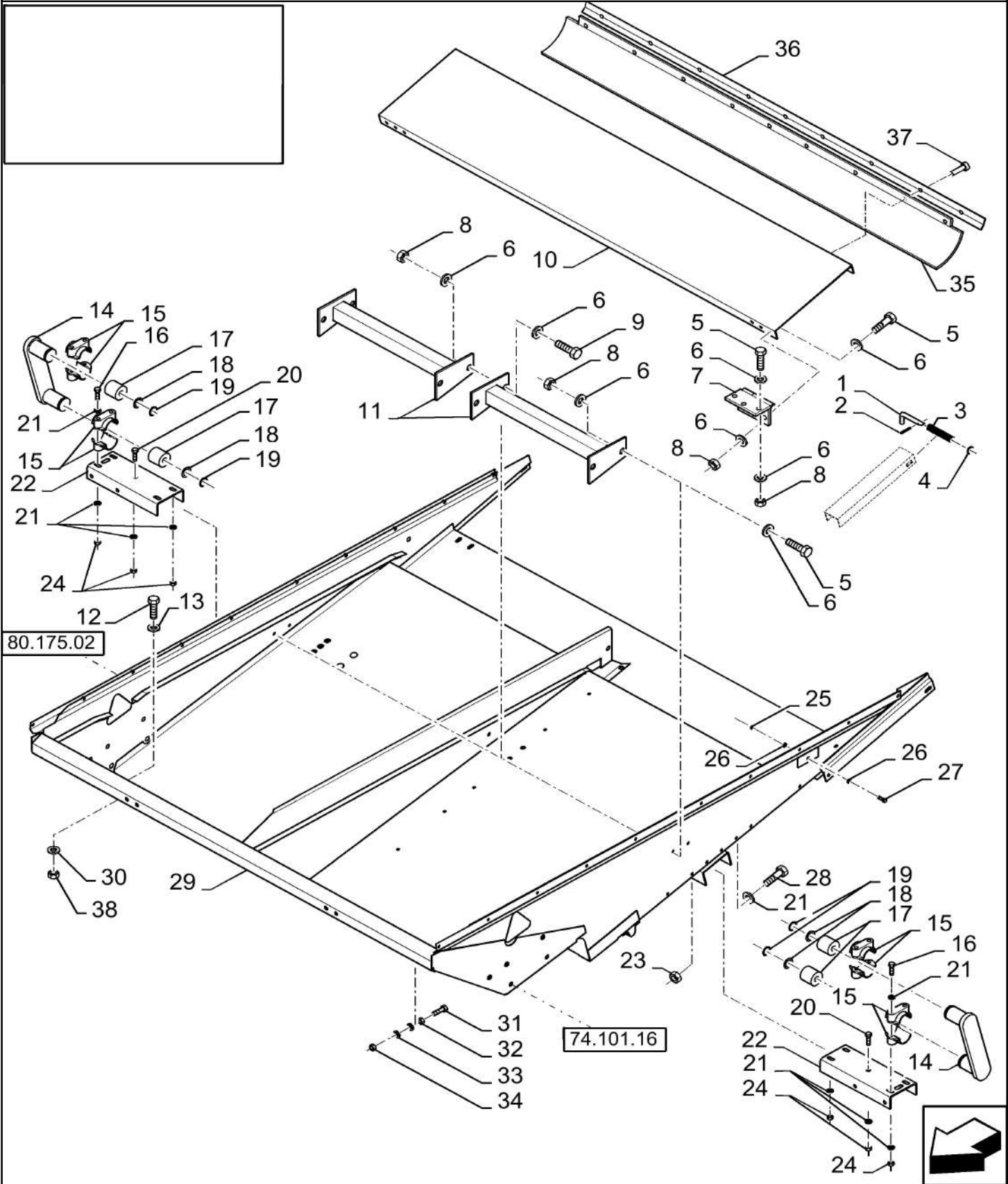
PRESIEVE

REF FN	PART NUMBER	YR/SN	QTY DESCRIPTION
1	87109817		1 GRAIN SIEVE 1-1/8in - Galvanized
1	84076561		1 SIEVE 1-1/8in - Painted
1	87105820		1 SIEVE CL 1-5/8in
1	87109826		1 SIEVE CL 1-5/8in - Galvanized
1	87109821		1 SIEVE Corn, Galvanized Slats
1 1	84432132		1 SIEVE Corn, H-C, 1-5/8in, Painted
1	84050436		1 PRE SIEVE EU Only, H-C 1 5/8in, Galvanized
2	NS		1 NOT SERVICED Plate
3	84434245		1 LEVER
4	353308		2 NUT M6 x 1, CI 8
5	86588450		2 WASHER M6 x 12 x 1.6 Thk
6	86508568		2 BOLT Hex, M6 x 16mm, CI 8.8, Full Thd
7	481730		40 BAR L=230 MM
7	445571		80 BAR L=240 MM
7	87281019		28 BAR SLAT, Corn, Galvanized - L=233 MM
7	87281020		56 BAR SLAT, Corn, Galvanized - L=240.5 MM
8	452791		20 RETAINING WIRE
8	NS		14 NOT SERVICED WIRE, Corn, Galvanized Slats
9	{43139}		2
10	140045		2 BELLEVILLE WASHER M10
11	378244		2 WASHER M10 x 24 x 2 Thk
12	84050436		1 PRE SIEVE

(1) EU Only

7230 8230 9230

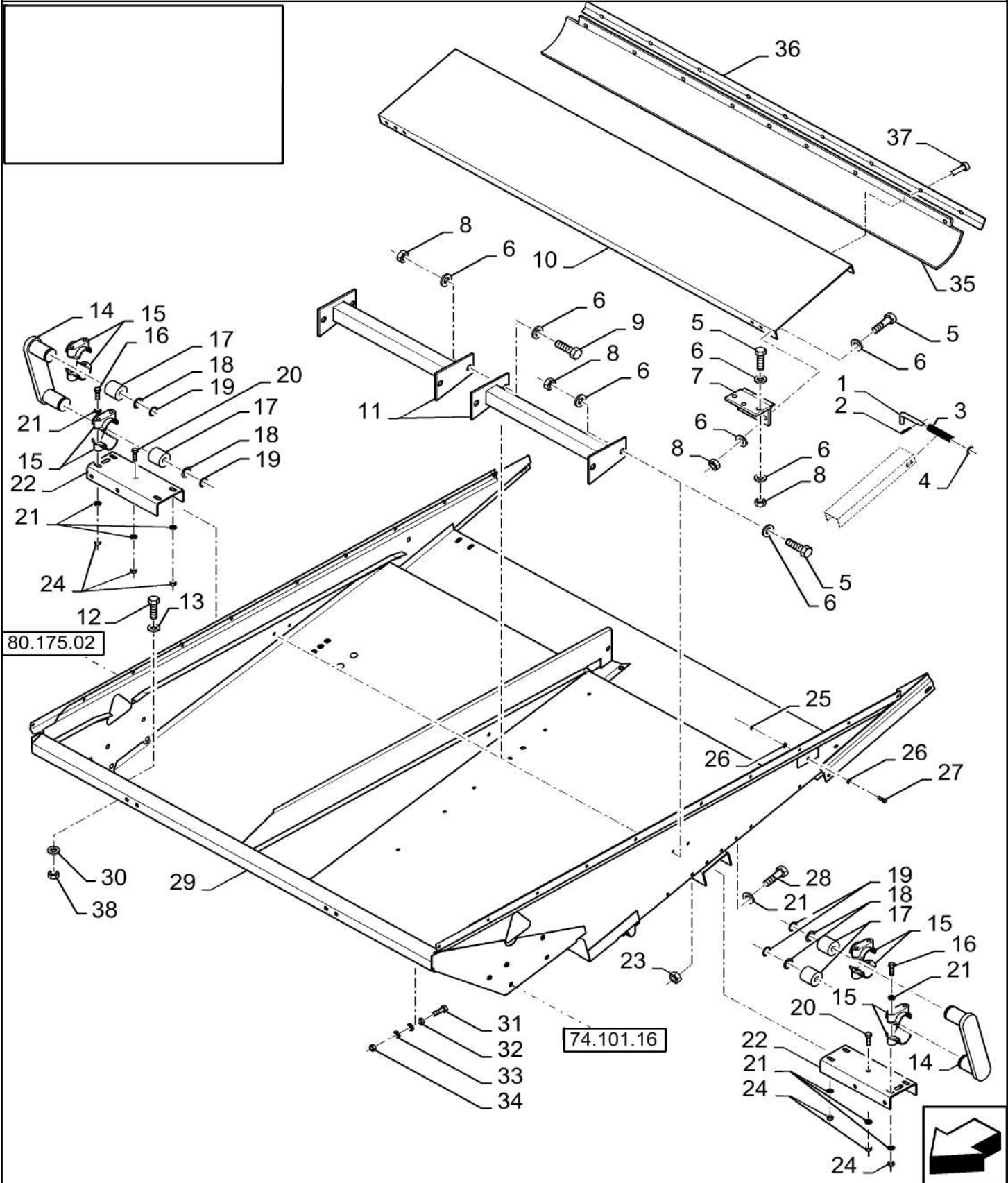
LOWER SHOE DRIVE



LOWER SHOE DRIVE

REF FN	PART NUMBER	YR/SN	QTY DESCRIPTION
1	394549		2 HANDLE
2	130003		2 COTTER PIN M3.2 x 20
3	84814911		2 SPRING
4	140223		2 WASHER M13 x 25 x 2 Thk
5	86508568		8 BOLT Hex, M6 x 16mm, CI 8.8, Full Thd
6	412649		14 BELLEVILLE WASHER Belleville, M6
7	86529373		3 HINGE
8	9706755		14 NUT M6, CI 8
9	120100		2 BOLT Hex, M6 x 1 x 20mm, CI 8.8
10	84390706		1 COVER
11	84320452		2 PROFILE
12	120104		2 BOLT Hex, M8 x 1.25 x 20mm, CI 8.8, Full Thd
13	322		2 WASHER 11/32" x 1 21/32" x .135" Thk
14	87562561		2 ARM
15	320033		8 BEARING HALF
16	120062		4 BOLT Hex, M8 x 70, 8.8
17	84000052		4 RUBBER BUSHING
18	84032520		4 WASHER M19.5 x 29 x 1 Thk
19	300627		4 SNAP RING M19, Ext
20	412597		2 CARRIAGE BOLT Sq Nk, M8 x 25mm, CI 8.8
21	322358		18 BELLEVILLE WASHER M8
22	747826		2 SUPPORT
23	9706690		AR NUT Hex, M8, 1.25mm Pitch, 6.80mm High, CI 8, ZND
24	86629542		6 NUT M8 x 1.25, CI 8
25	9706685		1 NUT M12, CI 8
26	140046		2 BELLEVILLE WASHER Belleville, M12
27	43154		1 BOLT M12 x 40
28	120104		4 BOLT Hex, M8 x 1.25 x 20mm, CI 8.8, Full Thd
29	84393491		1 SHAKER SHOE Lower
			7230 8230 9230

LOWER SHOE DRIVE



LOWER SHOE DRIVE

REF FN	PART NUMBER	YR/SN	QTY DESCRIPTION
30	322358		4 BELLEVILLE WASHER M8
31	86977775		1 BOLT Hex, M10 x 1.5 x 60mm, CI 8.8, Full Thd
32	320648		1 NUT M10, CI 8
33	378244		2 WASHER M10 x 24 x 2 Thk
34	100016		1 NUT M10, CI 8
35	87105832		1 CANVAS Rubber
36	87000280		1 STRIP
37	84446204		10 RIVET Pop, M6 x 19.5
38	86629542		2 NUT M8 x 1.25, CI 8
			7230 8230 9230

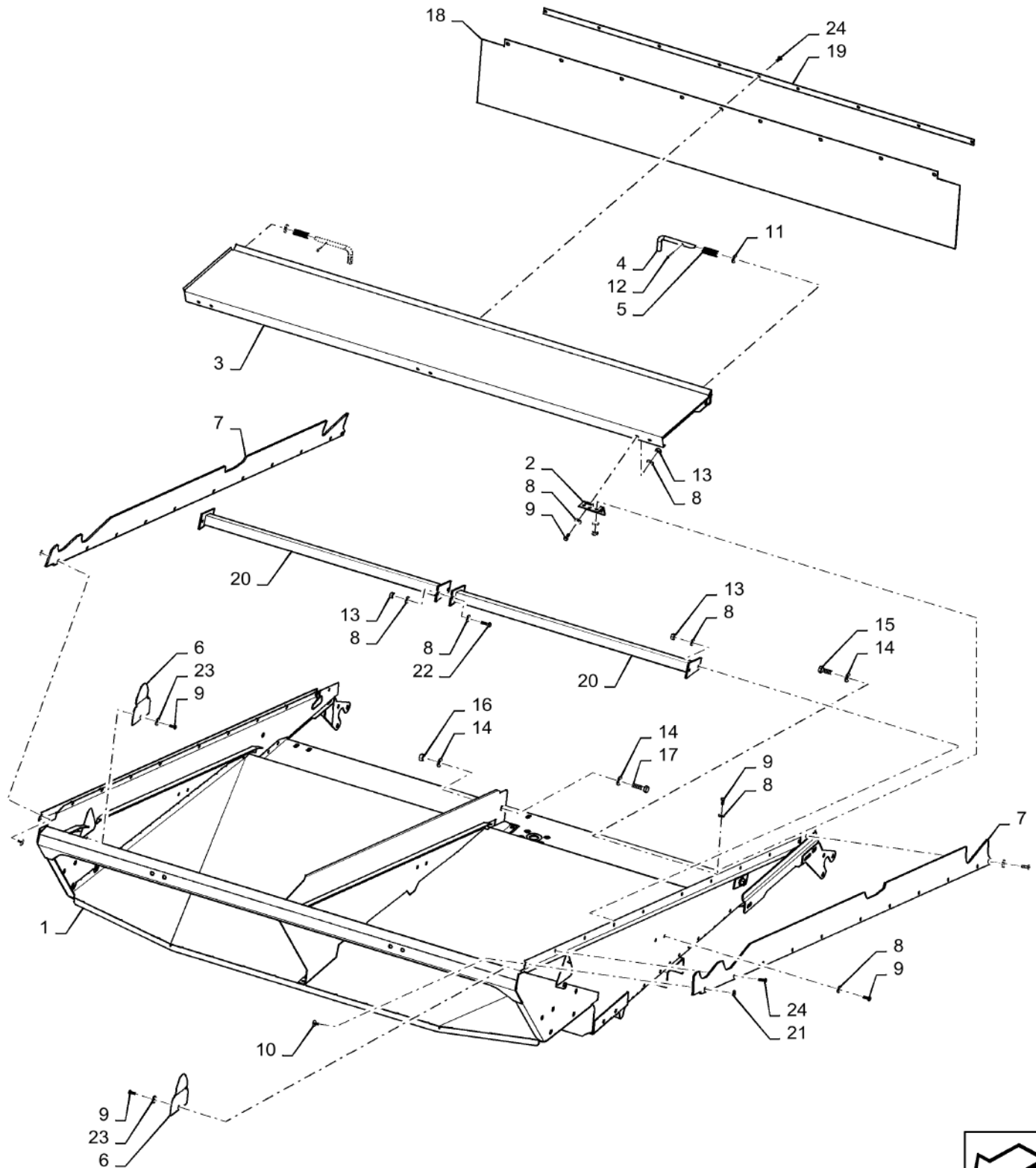
74.118.AA

02

p1

10/201
3

SHAKER SHOE HOUSING, LOWER



74.118.AA

02

p1

10/201
3**SHAKER SHOE HOUSING, LOWER**

REF FN	PART NUMBER	YR/SN	QTY DESCRIPTION
1	84567624		1 SHAKER SHOE Lower
2	86529373		3 HINGE Rear Shaker
3	84390706		1 COVER Rear Shaker
4	394549		2 HANDLE Retaining
5	84814911		2 SPRING Compression
6	87535684		2 COVER Plated
7	87585352		2 CANVAS SideShoe Seal
8	412649		36 BELLEVILLE WASHER Belleville, M6
9	86508568		18 BOLT Hex, M6 x 16mm, CI 8.8, Full Thd
10	9512968		2 RIVET Aluminum, 4.8mm OD X 11.2mm
11	140223		2 WASHER M13 x 25 x 2 Thk
12	130003		2 COTTER PIN M3.2 x 20
13	9706755		18 NUT M6, CI 8
14	140046		4 BELLEVILLE WASHER Belleville, M12
15	9706687		2 BOLT Hex, M12 x 1.75 x 30mm, CI 8.8, Full Thd
16	9706685		1 NUT M12, CI 8
17	86629541		1 BOLT Hex, M12 x 40mm, CI 8.8, Full Thd
18	87105832		1 CANVAS Rear Shoe Seal
19	87000280		1 STRIP Retaining
20	84320452		2 PROFILE Rear Support
21	322356		2 BELLEVILLE WASHER M5.1 x 12 x 1.85, HDN
22	120100		2 BOLT Hex, M6 x 1 x 20mm, CI 8.8
23	140040		4 WASHER M6 x 22 x 2
24	84446204		29 RIVET Pop, M6 x 19.5
			7230 8230 9230

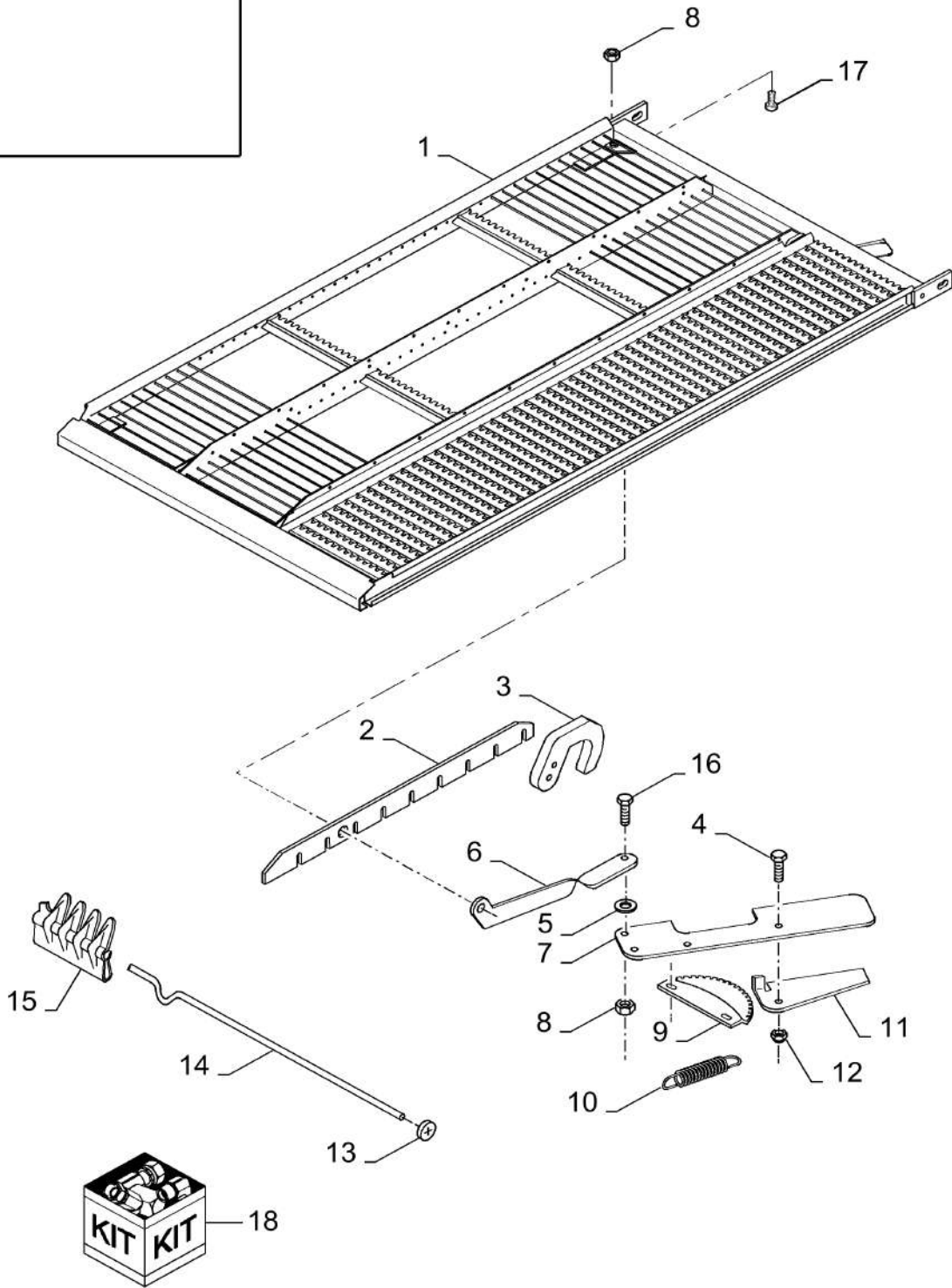

74.118.AD

01

p1

10/201
3

LOWER SIEVES



LOWER SIEVES

REF	FN	PART NUMBER	YR/SN	QTY DESCRIPTION
1	1	84320021		2 SIEVE GRAIN 1 1/8in (3 to 15) - Painted
1		47389892		2 SIEVE Grain 1-1/8in Wide, Part Is Not Remote Ready; Refer to Ref 18
1	1	84400473		2 SIEVE CLOSZ 1 5/8in (3 to 15) - Painted
1	1	87109850		2 SIEVE CLOSZ 1 5/8in (3 to 15) - Galvanized
1		84319323		2 SIEVE Grain 1 /8in (3 - 15) Galvanized
2		84056678		1 LEVER
7		9817781		1 HANDLE
8		86629542		5 NUT M8 x 1.25, CI 8
9		426565		1 QUADRANT
10		449942		1 SPRING
11		432187		1 HANDLE
12		353308		1 NUT M6 x 1, CI 8
13		398561		AR CLIP
14		453189		47 RETAINING WIRE L = 766 MM
14		428728		47 RETAINING WIRE L = 1298 MM
15		445571		47 BAR CL 1-1/8in-240
15		481730		94 BAR CL 1-1/8in-230
15		445571		235 BAR CL 1-1/8in-240
16		120104		1 BOLT Hex, M8 x 1.25 x 20mm, CI 8.8, Full Thd
17		412495		4 HEX SOC SCREW Hex Soc Flat Hd, M8 x 20, 8.8
18		84084326		1 DIA KIT, HARVESTER Sieve; Incl Ref 1, 87109846 (2), Plus Adjusting Plates 84062611 (1), 84053677 (1), And Necessary Mounting Hardware

(1) Part is Not Remote Ready; Refer to Ref 18

7230 8230 9230

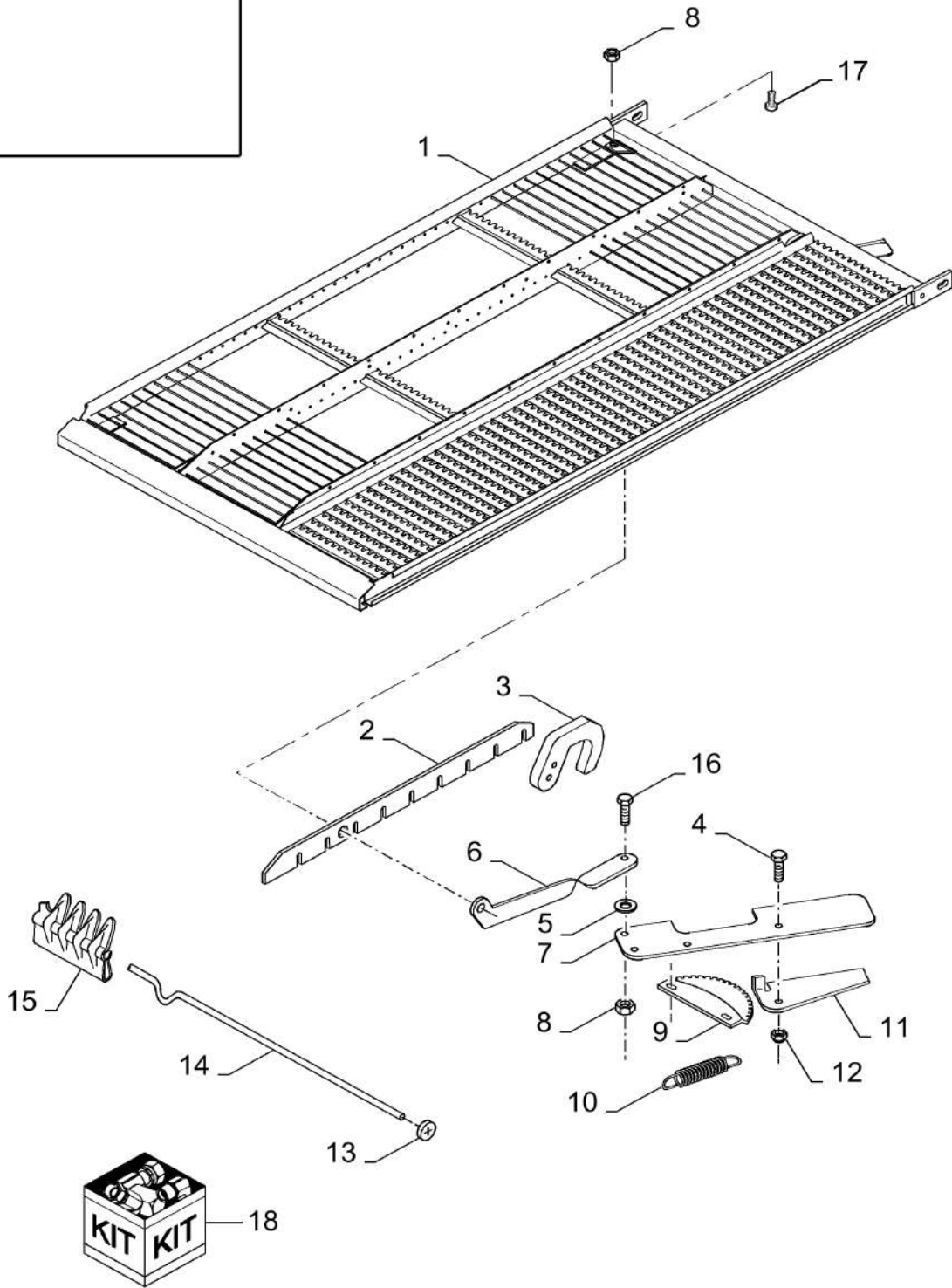
74.118.AD

01

p2

10/201
3

LOWER SIEVES



74.118.AD

01

p2

10/201
3

LOWER SIEVES

REF FN	PART NUMBER	YR/SN	QTY DESCRIPTION
18	84084328		1 DIA KIT, HARVESTER Sieve; Incl Ref 1, 87109850 (2), Adjusting Plates 84062611 (1) & 84053677 (1), Plus Mounting Hardware
			7230 8230 9230

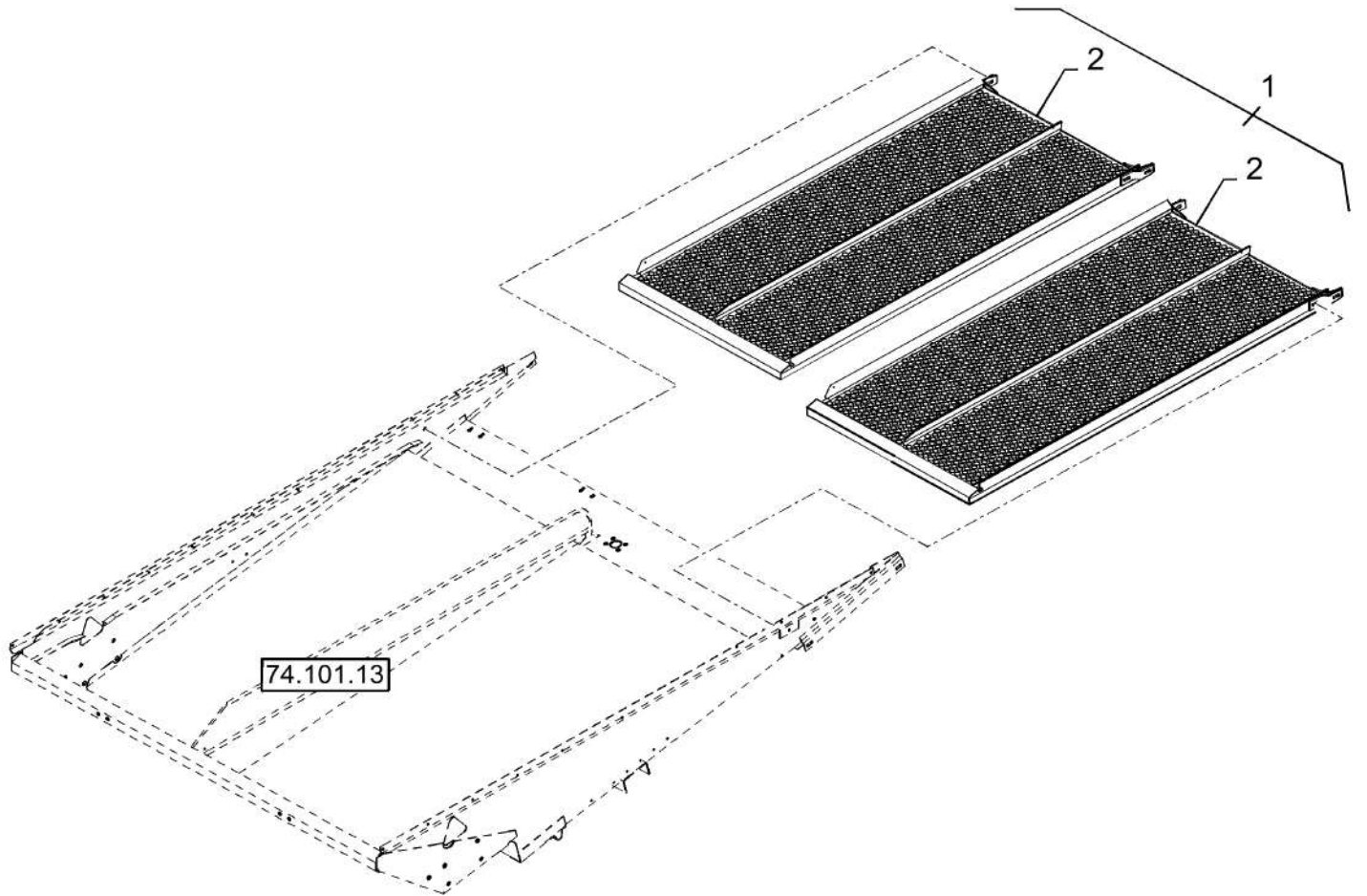
74.118.AD

02

p1

10/201
3

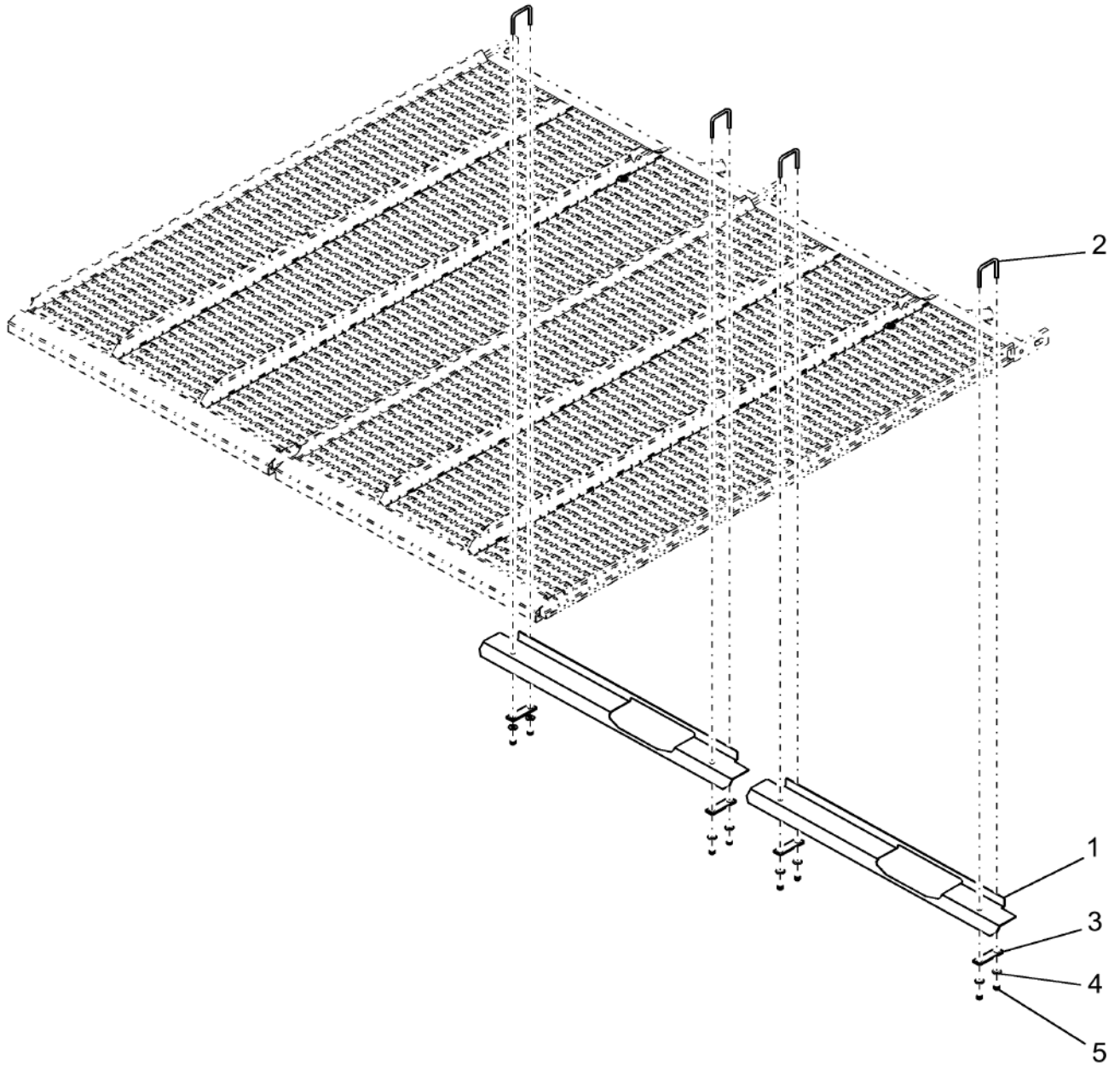
LOWER SIEVE, INTERCHANGEABLE



LOWER SIEVE, INTERCHANGEABLE

REF FN	PART NUMBER	YR/SN	QTY DESCRIPTION
1	742135		1 DIA KIT, HARVESTER Frame, Blank
1	9560147		1 ROUNDHOLE SIEVE D=16 MM
1	9560148		1 ROUNDHOLE SIEVE D=18 MM
1	84084507		1 SIEVE Kit, Round Hole; D=2.5 MM
1	84084511		1 SIEVE Kit, Round Hole; D=10 MM
2	740819		2 FRAME Blank
2	9500737		2 SIEVE D=16 MM
2	9500738		2 SIEVE D=18 MM
2	86975821		2 SIEVE Kit, Round Hole; D=2.5 MM
2	86975827		2 SIEVE Kit, Round Hole; D=10 MM
			7230 8230 9230

AIR DAM, LOWER SIEVES



74.118.AK

p1

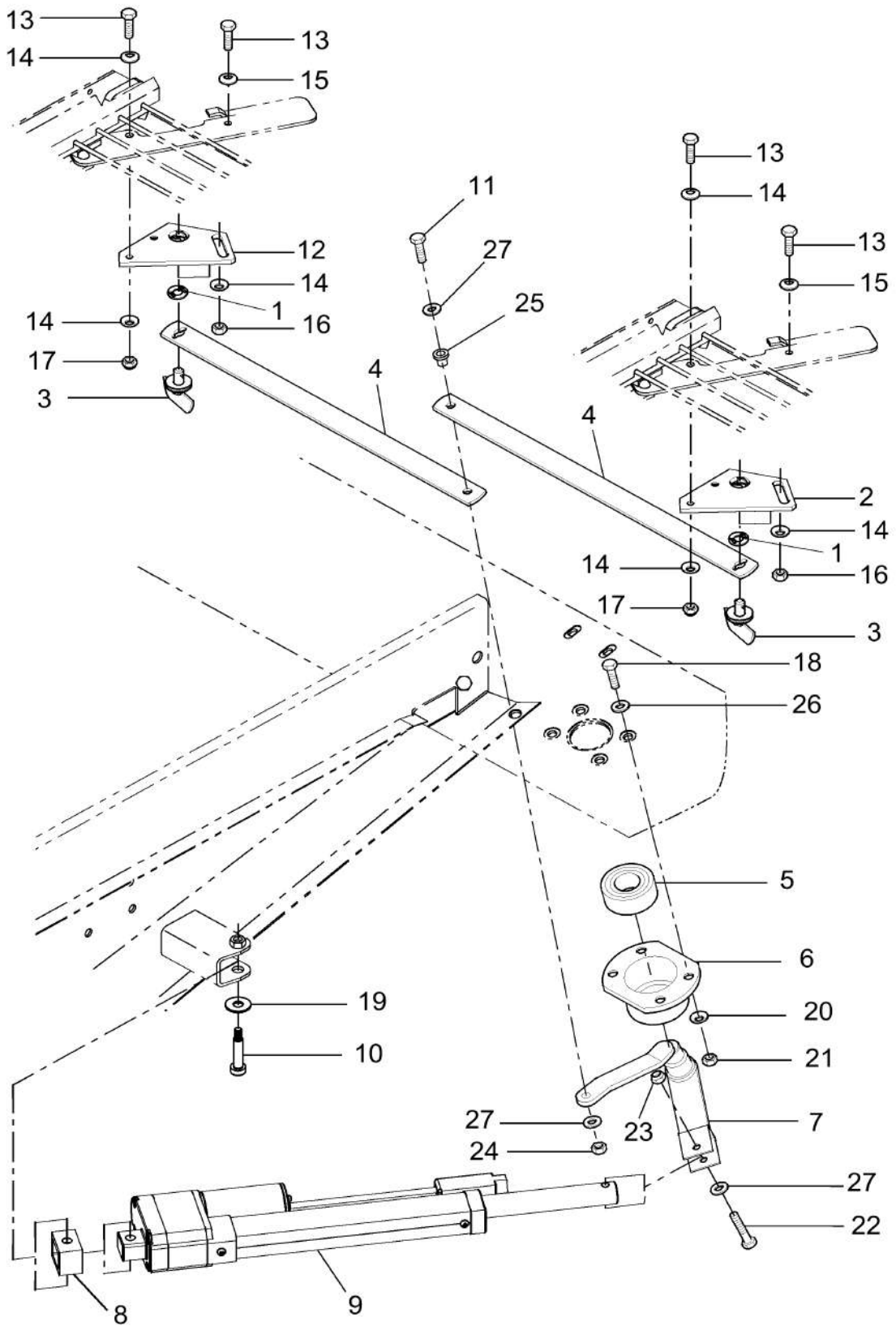
10/201
3

AIR DAM, LOWER SIEVES

REF FN	PART NUMBER	YR/SN	QTY DESCRIPTION
1	87668175		2 BRACKET Air Dam
2	87668420		4 U-BOLT M6
3	87668213		4 PLATE
4	412649		8 BELLEVILLE WASHER Belleville, M6
5	353308		8 NUT M6 x 1, CI 8

7230 8230 9230

REMOTE LOWER SIEVE, ADJUSTMENT

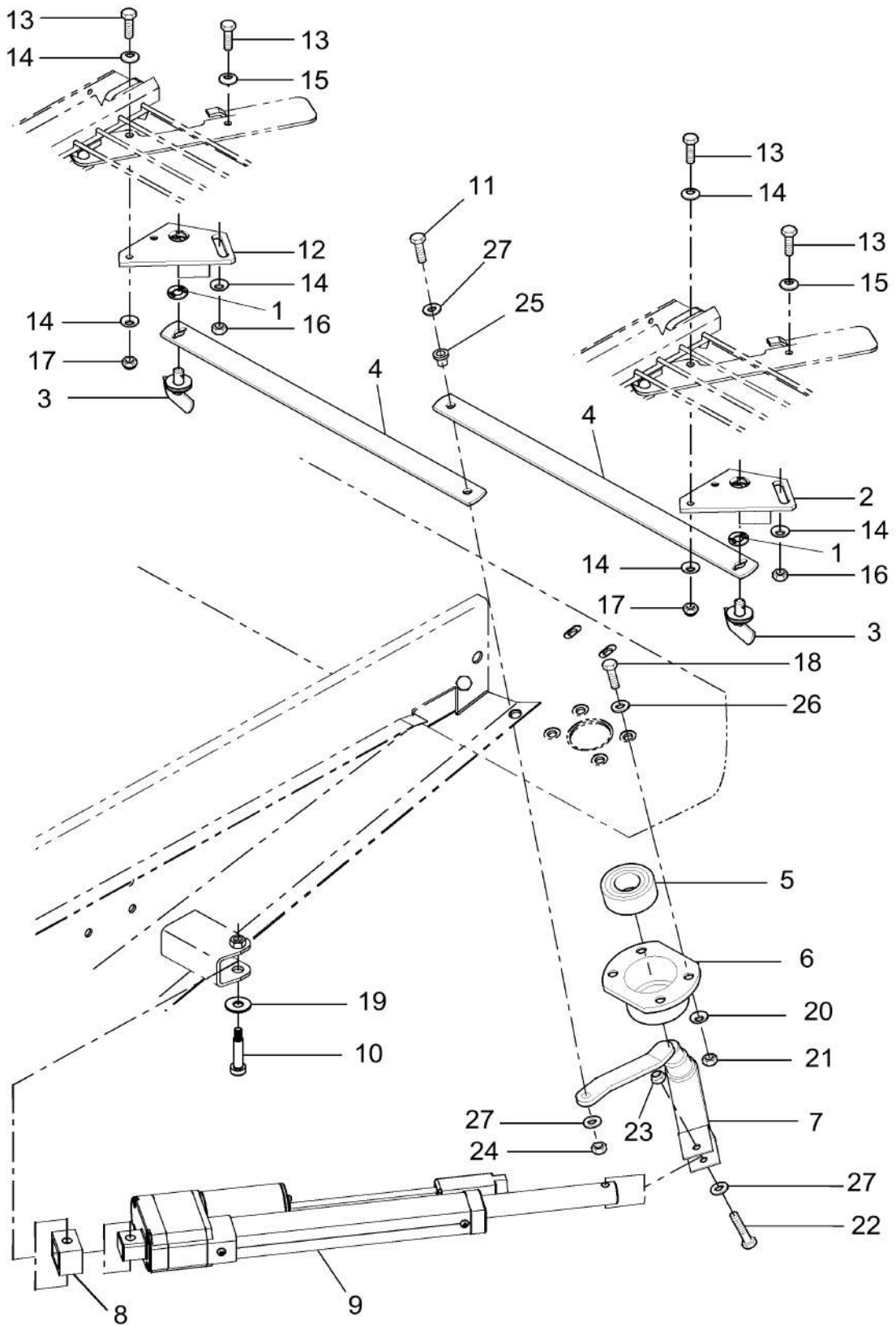


REMOTE LOWER SIEVE, ADJUSTMENT

REF FN	PART NUMBER	YR/SN	QTY DESCRIPTION
1	9514605		2 LOCK WASHER M9.8 x 18.5
2	84062611		1 PLATE
3	9831581		2 LOCK
4	87011102		2 LEVER
5	{34439}		1
6	87526988		1 COVER
7	87011804		1 LEVER
8	87711044		1 BLOCK
9	87711042		1 ACTUATOR
	84208481R		1 REMAN-HYD MOTOR 7230, 8230 Both COMBINE - TIER 4 COMMON CAB (1/13-) Reman for New P/N 87711042
	84208481C		ACTUATOR Return Number
9	84208481		1 ACTUATOR
	84208481R		1 REMAN-HYD MOTOR 7230, 8230 Both - COMBINE - TIER 4 COMMON CAB (1/13-)
	84208481C		ACTUATOR Return Number
10	87471830		1 STEP BOLT M6 x 41, 8 x 30mm shldr, CI 12.9
11	43128		1 BOLT Hex, M8 x 1.25 x 30.00mm, CI 8.8, ZND
12	84053677		1 PLATE
13	120100		4 BOLT Hex, M6 x 1 x 20mm, CI 8.8
14	412649		6 BELLEVILLE WASHER Belleville, M6
15	322357		2 BELLEVILLE WASHER M6
16	9706755		2 NUT M6, CI 8
17	353308		2 NUT M6 x 1, CI 8
18	120104		4 BOLT Hex, M8 x 1.25 x 20mm, CI 8.8, Full Thd
19	378243		1 WASHER M8
20	322358		4 BELLEVILLE WASHER M8
21	9706690		4 NUT Hex, M8, 1.25mm Pitch, 6.80mm High, CI 8, ZND
22	87716		1 BOLT Hex, 1/4" - 20 x 1 1/4", Gr 5

7230 8230 9230

REMOTE LOWER SIEVE, ADJUSTMENT

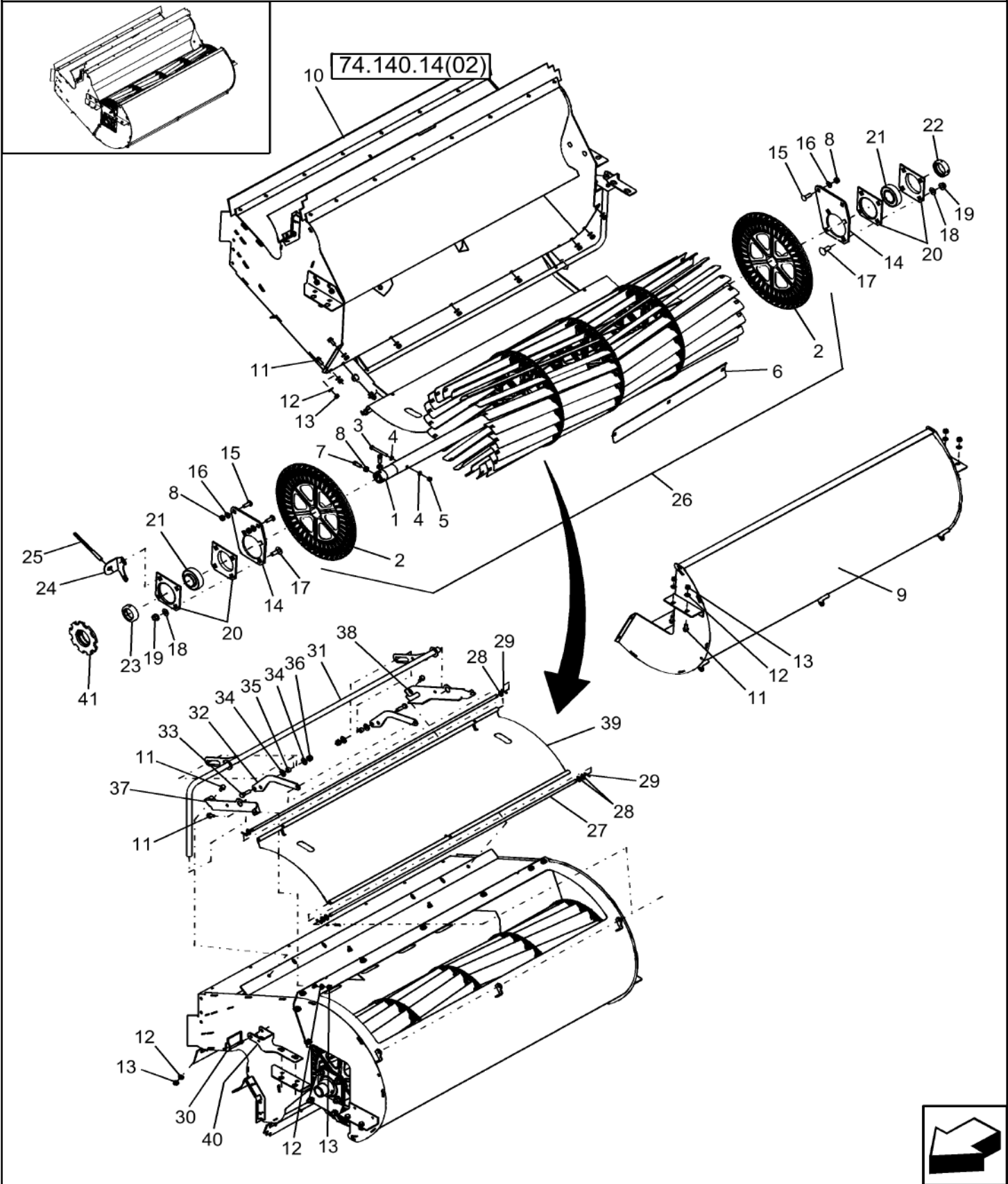


REMOTE LOWER SIEVE, ADJUSTMENT

REF FN	PART NUMBER	YR/SN	QTY DESCRIPTION
23	280129		1 NUT 1/4"-20, GC
24	86629542		1 NUT M8 x 1.25, CI 8
25	87013640		1 BUSHING
26	140041		4 WASHER M8 x 28 x 3
27	140040		3 WASHER M6 x 22 x 2
28	84084338		1 DIA KIT, HARVESTER Remote Sieve Adjustment

7230 8230 9230

CLEANING FAN

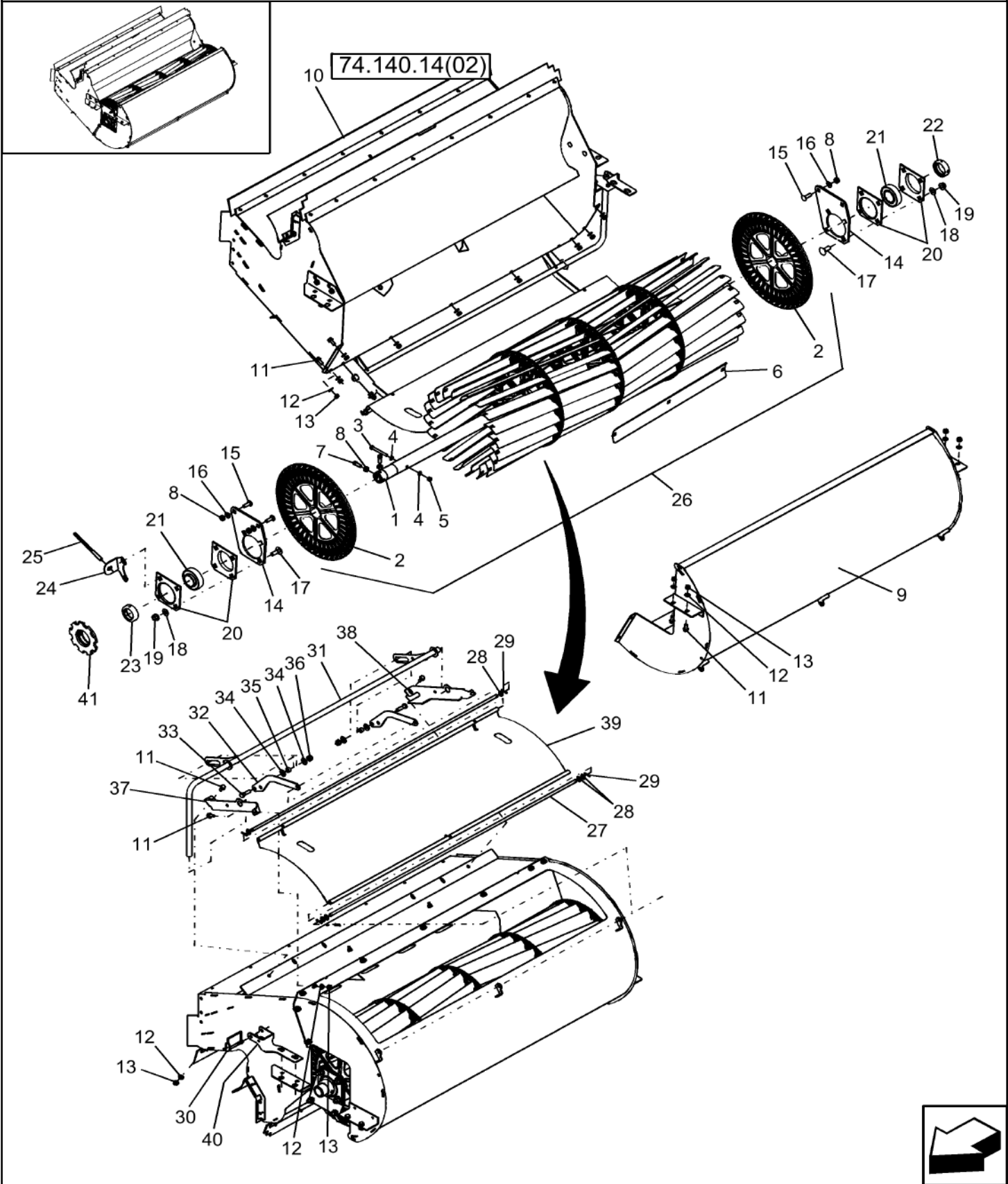


CLEANING FAN

REF FN	PART NUMBER	YR/SN	QTY DESCRIPTION
1	87589411		1 SHAFT Cleaning Fan
1	87495205		1 SHAFT ASSY. Cleaning Fan, NA And EU, Used Only With 710 or 900 Narrow Tire Option, 82/9230 Only
2	86980769		5 DISC Cleaning Fan
3	331175		5 BOLT Hex, M8 x 1.25 x 75mm, CI 8.8 Cap, HH, CL 8.8, M8 x 1.25 s 75
4	86625263		10 WASHER M8 x 20 x 1.6
5	86629542		5 NUT M8 x 1.25, CI 8
6	86997034		40 FAN BLADE Cleaning Fan
7	393599		2 SET SCREW Sq Hd, M10 x 25, CI 12.9
8	100016		6 NUT M10, CI 8
9	87635286		1 COVER ASSY Wrapper, Cleaning Fan
10	87318136		1 HOUSING
11	9804258		11 BOLT Hvy Hex, M8 x 1.25 x 20mm, CI 8.8, Full Thd
12	322358		17 BELLEVILLE WASHER M8
14	86997109		2 PLATE Fan Bearing Support
15	86512446		4 CARRIAGE BOLT Sht Nk, M10 x 30mm, CI 8.8, Full Thd
16	140045		4 BELLEVILLE WASHER M10
17	80328430		8 BOLT Carriage, CL 8.8, M12 x 1.75 x 35
18	140046		8 BELLEVILLE WASHER Belleville, M12
19	9804279		8 FLANGE NUT M12 x 1.75, Flg, CI 8
20	86979948		4 FLANGE
21	668719R92		2 BEARING ASSY 1.7505" ID x 85 mm OD x 1.1875"
22	45631		1 COLLAR Locking
23	86999734		1 COLLAR Cleaning Fan, Speed Pick-up
24	86999732		1 BRACKET Cleaning Fan Speed Sensor
25	87342073		1 SENSOR Cleaning Fan Speed, Two-Wire
26	87107366		1 FAN Assembly; Incl Refs 1 Thru 7
27	87635283		2 ROD

7230 8230 9230

CLEANING FAN



CLEANING FAN

REF FN	PART NUMBER	YR/SN	QTY DESCRIPTION
28	86624176		6 WASHER M10 x 20 x 2
29	130003		4 COTTER PIN M3.2 x 20
30	647695		1 PIN
31	87663339		1 HANDLE
33	43140		2 BOLT Hex, M10 x 30mm, Cl 8.8, Full Thd
34	80702		4 WASHER 3/8"
35	626698		2 SPACER
36	100037		2 NUT M10 x 1.5, Cl 8, Prev Torque
37	87477999		1 BRACKET L.H.
38	87478001		1 BRACKET R.H.
39	87478003		1 DOOR
40	87663341		1 LATCH
41	87399163		1 SPROCKET Speed Pickup

7230 8230 9230

FAN, LOWER

ART

NOT

AVAILABLE

FAN, LOWER

REF FN	PART NUMBER	YR/SN	QTY DESCRIPTION
1	87495205		1 SHAFT ASSY. Narrow (Var. 425258)
1	87589411		1 SHAFT Wide (Var. 722030)
2	86980769		5 DISC Cleaning Fan
3	86625263		10 WASHER M8 x 20 x 1.6
4	331175		5 BOLT Hex, M8 x 1.25 x 75mm, CI 8.8
5	86629542		5 NUT M8 x 1.25, CI 8
6	86997034		40 FAN BLADE Cleaning Fan
7	87487017		1 FAN Narrow, Incl 1 - 6 (Var. 425258)
7	87107366		1 FAN Wide, Incl 1 - 6 (Var. 722030)
8	9804258		11 BOLT Hvy Hex, M8 x 1.25 x 20mm, CI 8.8, Full Thd
9	87698833		4 BOLT Hvy Hex Flg, M8 x 25mm, CI 10.9, Full Thd
10	328430		8 CARRIAGE BOLT Sq Nk, M12 x 1.75 x 35mm, CI 8.8, Full Thd
11	86512446		4 CARRIAGE BOLT Sht Nk, M10 x 30mm, CI 8.8, Full Thd
12	140046		12 BELLEVILLE WASHER Belleville, M12
13	322358		11 BELLEVILLE WASHER M8
14	9804277		15 FLANGE NUT Hex Flg, M8, 1.25 Pitch, Gr 8
15	9804279		8 FLANGE NUT M12 x 1.75, Flg, CI 8
16	140045		4 BELLEVILLE WASHER M10
17	100016		4 NUT M10, CI 8
18	87477999		1 BRACKET LH
19	87478001		1 BRACKET RH
20	87478003		1 DOOR Fan Top
21	87663341		1 LATCH Housing, Side
22	87663339		1 HANDLE Door
23	87663335		2 ARM Latch
24	43140		2 BOLT Hex, M10 x 30mm, CI 8.8, Full Thd
25	80702		4 WASHER 3/8"

7230 8230 9230

FAN, LOWER

ART

NOT

AVAILABLE

74.130.AF

02

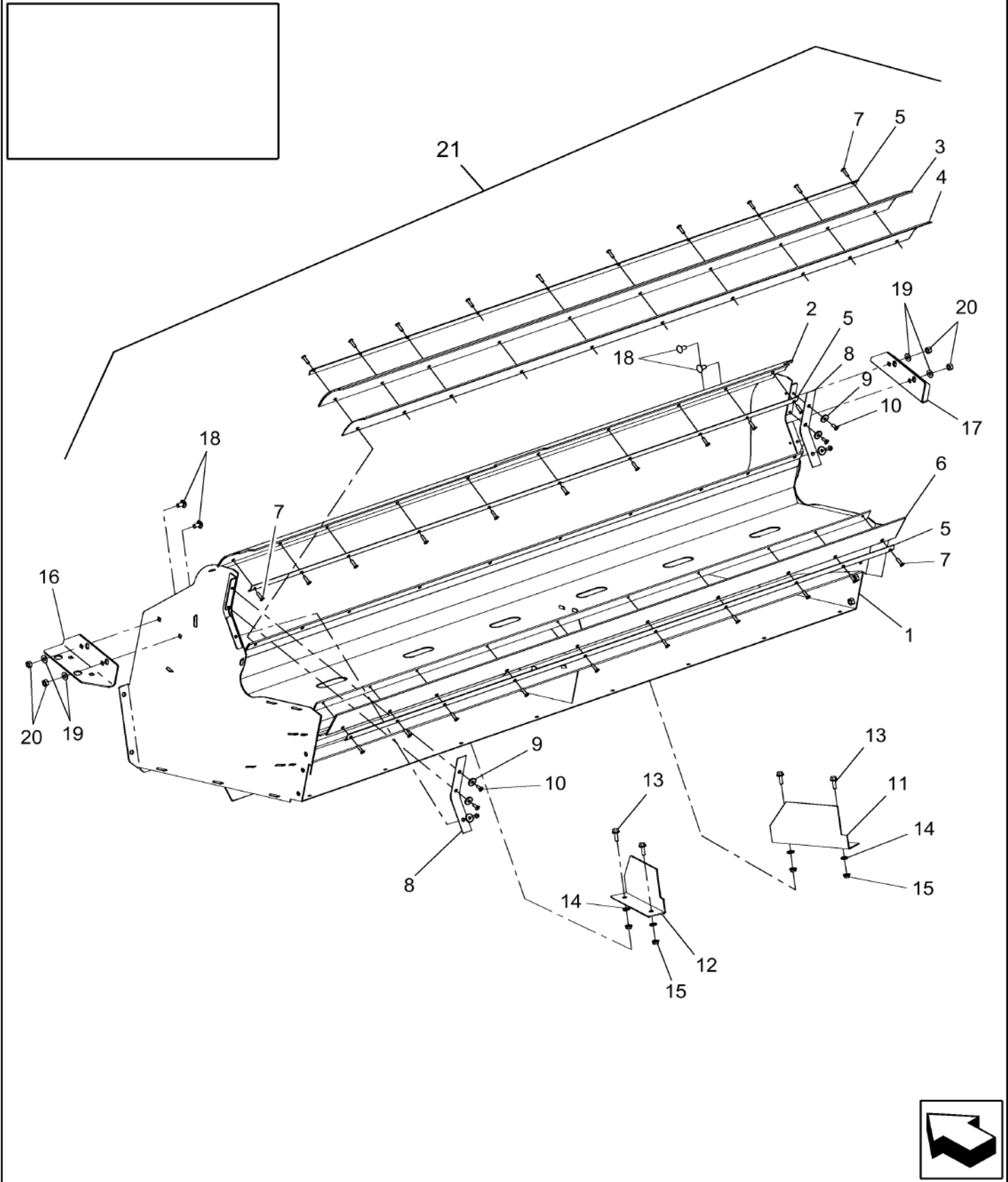
p2

10/201
3**FAN, LOWER**

REF FN	PART NUMBER	YR/SN	QTY DESCRIPTION
26	626698		2 SPACER 9.5mm
27	100037		2 NUT M10 x 1.5, CI 8, Prev Torque
28	87635283		2 ROD Hinge
29	86624176		6 WASHER M10 x 20 x 2
30	130003		4 COTTER PIN M3.2 x 20
31	647695		1 PIN Quick Snap
32	9628065		4 SCREW Hex Cap, M12 x 1.75 x 45.00mm, CI 8.8, ZND
33	100038		4 NUT M12 x 1.75, CI 8
34	47415307		1 FAN Housing
35	87635286		1 COVER ASSY Fan
36	86997109		2 PLATE Fan Bearing Support
37	716840		4 FLANGE 80mm Spherical
38	668719R92		2 BEARING ASSY 1.7505" ID x 85 mm OD x 1.1875"
39	86999734		2 COLLAR 44.45mm, Includes Set Screw (NSS)

7230 8230 9230

HOUSING, FAN



HOUSING, FAN

REF FN	PART NUMBER	YR/SN	QTY DESCRIPTION
1	84335319		1 FAN HOUSING Housing, Fan
2	87361668		1 SEAL
3	84462407		1 SEAL PROTECTION
4	84462409		1 SEAL PROTECTION
5	747558		3 STRIP
6	84818312		1 SEAL
7	445395		30 RIVET Pop, M4.8 x 18.1 7120 (24), 8120 Or 9120 (30)
8	84071827		2 SEAL
9	140182		6 WASHER M5 x 18 x 2
10	445394		6 RIVET Pop, M4.8 x 12.7
11	87109364		1 DEFLECTOR R.H.
12	87109363		1 DEFLECTOR L.H.
13	9804256		4 BOLT Hvy Hex, M6 x 1 x 20mm, CI 8.8, Full Thd
14	322357		4 BELLEVILLE WASHER M6
15	9804276		4 FLANGE NUT M6 x 1, Flg, CI 8
16	87541857		1 SUPPORT
17	87541859		1 SUPPORT
18	86619060		4 CARRIAGE BOLT Sht Sq Nk, M8 x 16mm, CI 8.8, Full Thd
19	322358		4 BELLEVILLE WASHER M8
20	9706690		4 NUT Hex, M8, 1.25mm Pitch, 6.80mm High, CI 8, ZND
21	84407899		1 FAN Incl Refs 1 Thru 20, As Indicated
			7230 8230 9230

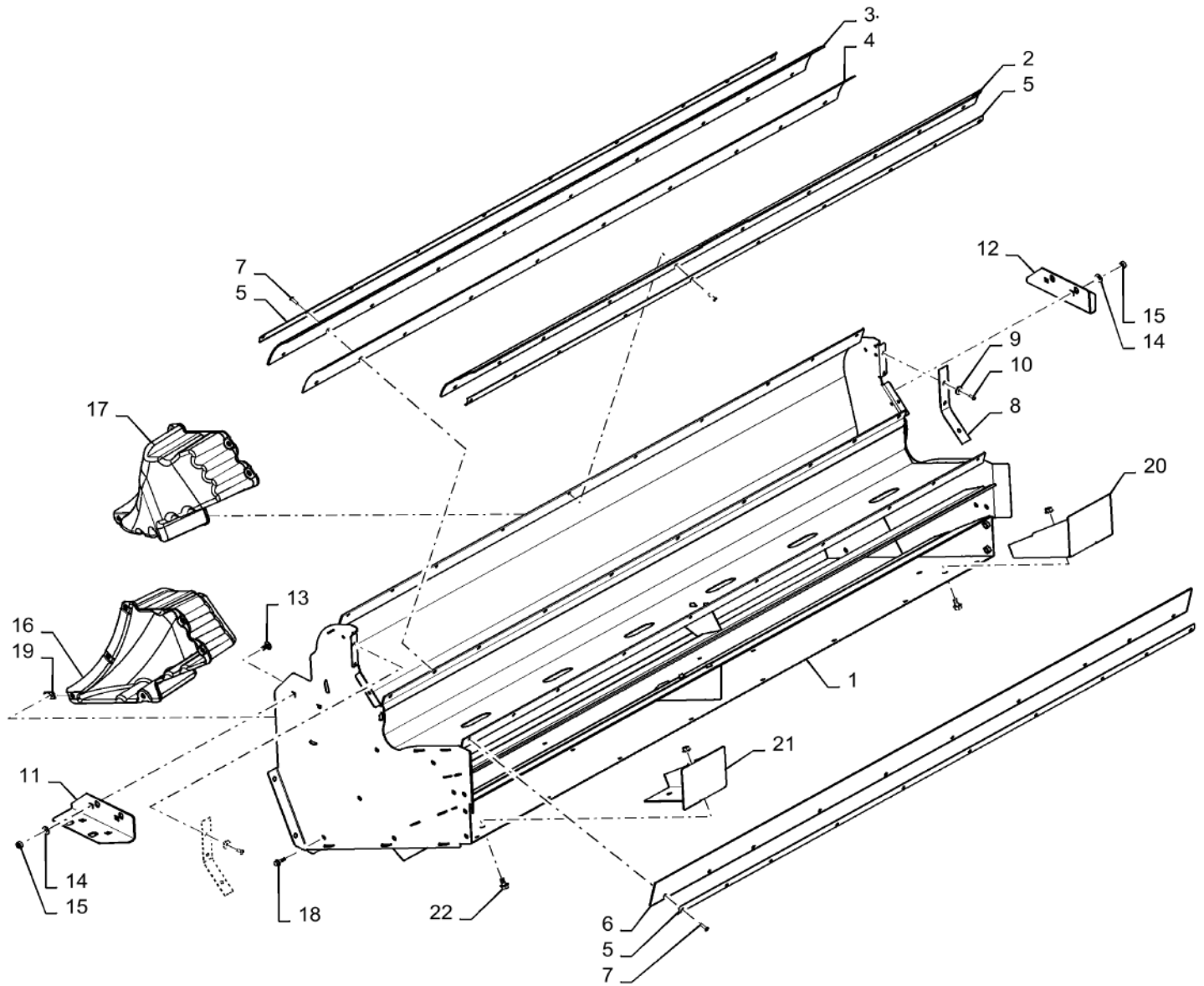
74.130.AH

02

p1

10/201
3

FAN HOUSING, LOWER



74.130.AH

02

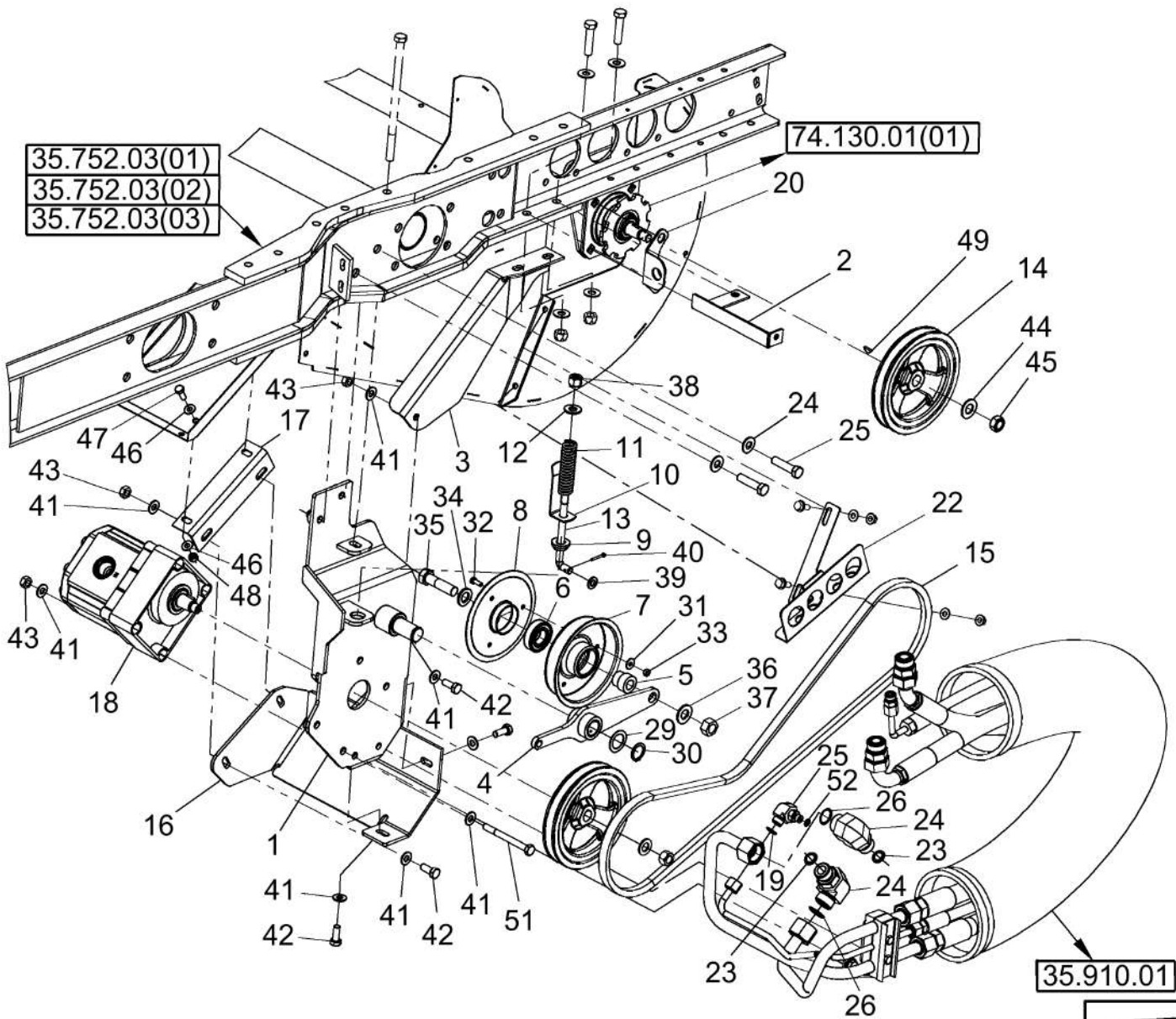
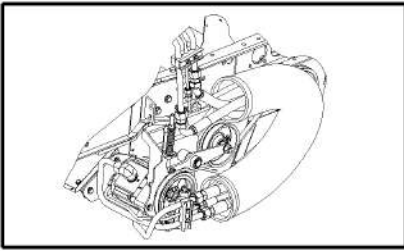
p1

10/201
3**FAN HOUSING, LOWER**

REF FN	PART NUMBER	YR/SN	QTY DESCRIPTION
1	47415305		1 HOUSING Cleaning Fan
2	87361668		1 SEAL Upper Fan
3	84462407		1 SEAL PROTECTION Upper Fan
4	84462409		1 SEAL PROTECTION Lower Secondary
5	747558		3 STRIP Securing
6	84818312		1 SEAL Lower Fan
7	445395		30 RIVET Pop, M4.8 x 18.1
8	84071827		2 SEAL Fan, Side
9	140182		6 WASHER M5 x 18 x 2
10	445394		6 RIVET Pop, M4.8 x 12.7
11	87541857		1 SUPPORT LH, Fan Housing
12	87541859		1 SUPPORT RH, Fan Housing
13	86619060		4 CARRIAGE BOLT Sht Sq Nk, M8 x 16mm, Cl 8.8, Full Thd
14	322358		4 BELLEVILLE WASHER M8
15	9706690		4 NUT Hex, M8, 1.25mm Pitch, 6.80mm High, Cl 8, ZND
16	47435266		1 DEFLECTOR LH
17	47435267		1 DEFLECTOR RH
18	87675531		12 BOLT Flange, M6 X 20mm Full Thread, 10.9
19	86625073		12 SPRING NUT M6, U
20	47415211		1 DEFLECTOR RH
21	47415198		1 DEFLECTOR LH
22	87681207		4 BOLT Hex, M8 X 16mm, Class 10.9

7230 8230 9230

CLEANING FAN DRIVE MOUNTING, NARROW TIRE OPTION

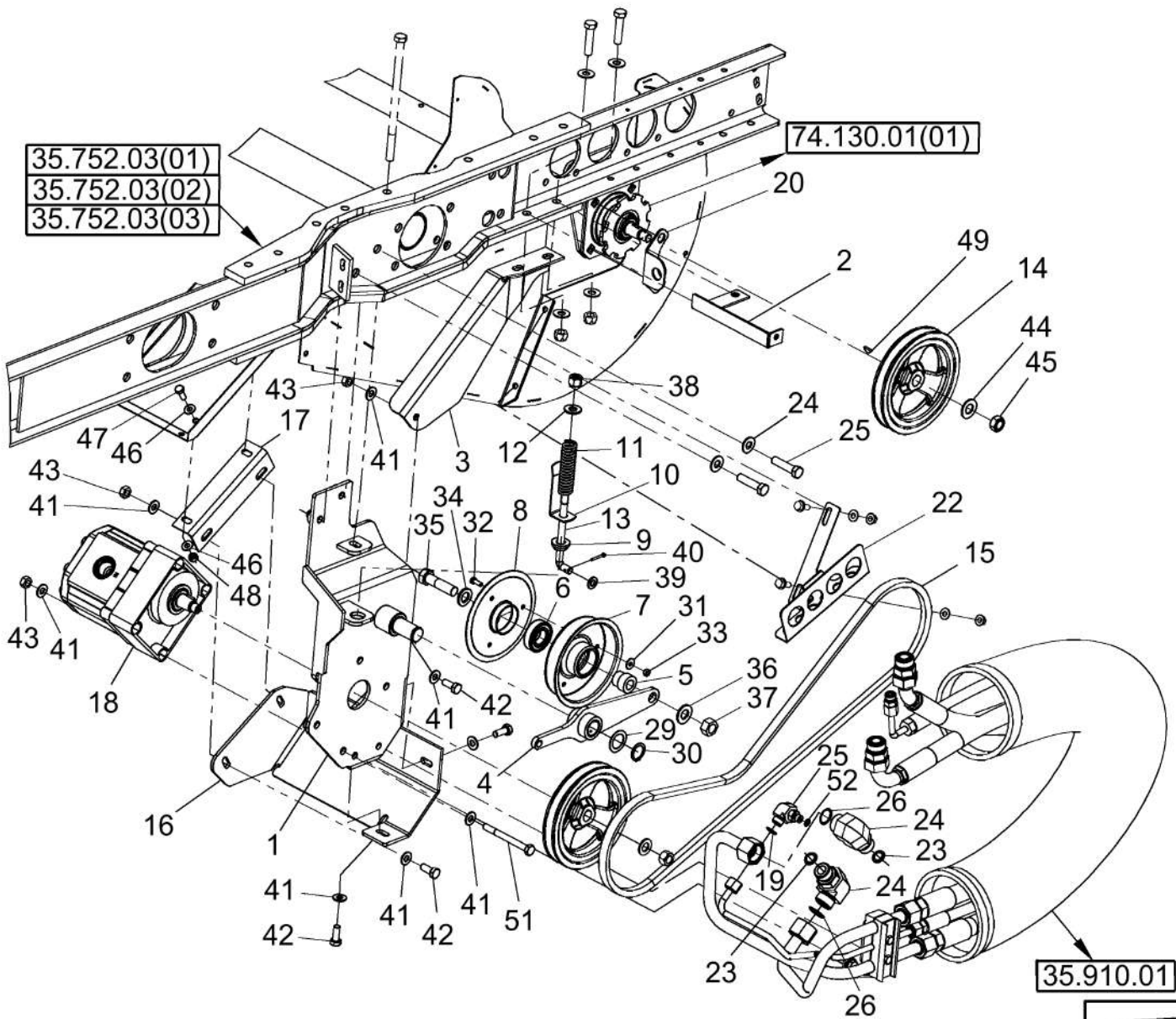
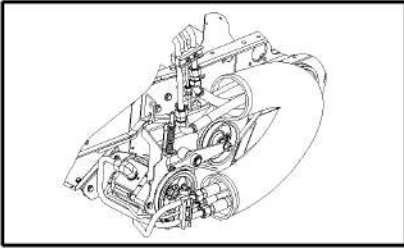


CLEANING FAN DRIVE MOUNTING, NARROW TIRE OPTION

REF FN	PART NUMBER	YR/SN	QTY DESCRIPTION
1	87497372		1 SUPPORT ASSY.
2	84151429		1 BRACKET
3	87497003		1 SUPPORT ASSY.
4	87572171		1 LEVER Lever
5	9515145		1 BUSHING
6	443898		1 BALL BEARING 25 mm ID x 52 mm OD x 15 mm
7	84441735		1 HALF-PULLEY
8	84441841		1 HALF-PULLEY
9	439857		1 BUSHING
10	87498878		1 BRACKET Indicator
11	440651		1 SPRING
12	378245		1 WASHER M13 x 28 x 2 Thk
13	87573545		1 ROD Rod
14	87750927		2 PULLEY Pulley
15	87484708		1 BELT 1805.00 mm L Cleaning fan drive
16	87497174		1 SUPPORT ASSY.
17	87632991		1 FIXING PLATE Plate
18	87483975		1 MOTOR, HYDRAULIC Cleaning Fan
19	9993141		1 O-RING 0.364" ID x 0.504" OD x 0.07"
20	87581722		1 BRACKET
23	86598103		2 O-RING 23.60mm ID x 2.90mm
24	86579697		2 ELBOW 90°, 1 3/16"-12 ORFS x M27 x 2 ORB Incl Refs 23 & 26
25	86580178		1 ELBOW 90°, 11/16"-18 ORFS x M12 x 1.5 ORB Incl Refs 52 & 53
26	9991976		2 O-RING 0.739" ID x 0.879" OD x 0.07"
27	140046		2 BELLEVILLE WASHER Belleville, M12
28	120122		2 BOLT Hex, M12 x 1.75 x 50mm, Cl 8.8, Full Thd
29	140103		1 WASHER M26 x 38 x 1 Thk
30	370002		1 CIRCLIP M25, Ext
31	412649		3 BELLEVILLE WASHER Belleville, M6

7230 8230 9230

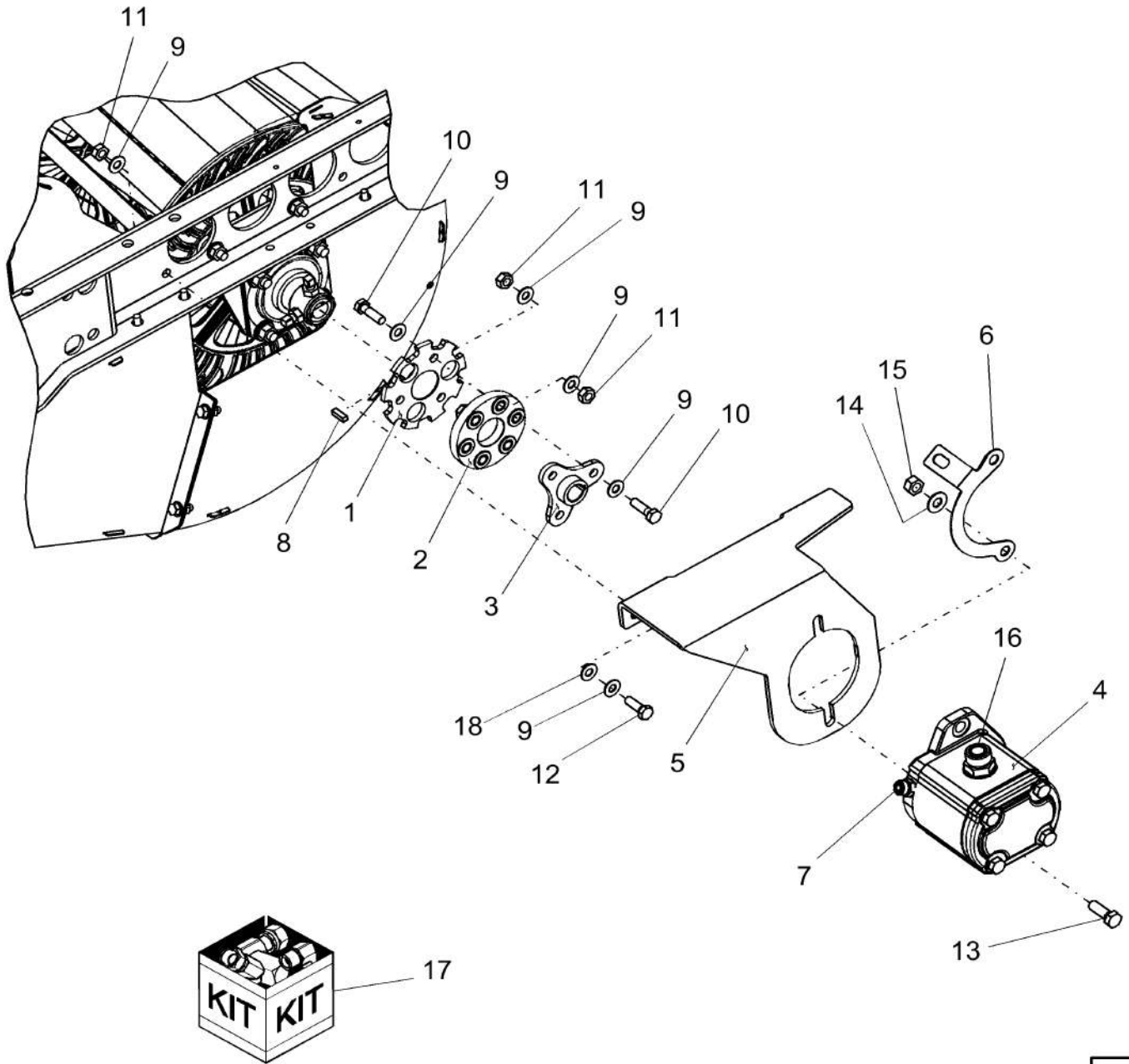
CLEANING FAN DRIVE MOUNTING, NARROW TIRE OPTION



CLEANING FAN DRIVE MOUNTING, NARROW TIRE OPTION

REF FN	PART NUMBER	YR/SN	QTY DESCRIPTION
32	86508568		3 BOLT Hex, M6 x 16mm, CI 8.8, Full Thd
33	9706755		3 NUT M6, CI 8
34	140020		1 WASHER M16 x 30 x 3
35	120091		1 SCREW Hex, M16 x 60, 8.8
36	140048		1 BELLEVILLE WASHER M16
37	100020		1 NUT M16, CI 8
38	412126		1 NUT M12 x 1.75, CI 8
39	140017		1 WASHER M10 x 20 x 2
40	130004		1 COTTER PIN M3.2 x 25
41	140045		16 BELLEVILLE WASHER M10
42	{43139}		5
43	100016		7 NUT M10, CI 8
44	86900752		1 WASHER
45	84814897		1 NUT M12 x 1.5, CI 8
46	322358		4 BELLEVILLE WASHER M8
47	120104		2 BOLT Hex, M8 x 1.25 x 20mm, CI 8.8, Full Thd
48	824-1408		2 NUT M8 x 1.25, CI 10
49	170004		1 KEY
51	120075		4 BOLT Hex, M10 x 1.5 x 100mm, CI 8.8
52	86598098		1 O-RING 9.30mm ID x 2.20mm
			7230 8230 9230

CLEANING FAN DRIVE MOUNTING



CLEANING FAN DRIVE MOUNTING

REF FN	PART NUMBER	YR/SN	QTY DESCRIPTION
1	87635900		1 FLANGE ASSY
2	9811514		1 FLEXIBLE COUPLING
3	87545435		1 FLANGE ASSY
4	87106499		1 HYDRAULIC MOTOR See Also Ref 17
	87105499R		1 REMAN-HYD MOTOR 7230, 8230, 9230 All TIER 4 COMMON CAB (1/13-), Reman for New P/N 87106499
	87105499C		CORE-MOTOR HYDRAULIC Return Number
5	87545740		1 SUPPORT ASSY.
6	87639847		1 BRACKET
7	86580177		1 HYD CONNECTOR 11/16"-16 ORFS x M12 x 1.5 ORB
8	87545936		1 KEY
9	140045		16 BELLEVILLE WASHER M10
10	9706704		6 BOLT Hex, M10 x 1.5 x 35mm, CI 8.8, Full Thd
11	100016		8 NUT M10, CI 8
12	43140		2 BOLT Hex, M10 x 30mm, CI 8.8, Full Thd
13	300389		2 BOLT Hex, M12 x 1.75 x 35mm, CI 8.8, Full Thd
14	140046		2 BELLEVILLE WASHER Belleville, M12
15	9706685		2 NUT M12, CI 8
16	86579682		2 HYD CONNECTOR 1 3/16"-12 ORFS x M27 x 2 ORB
17	87010913		1 SEAL KIT Services Ref 4
18	378244		2 WASHER M10 x 24 x 2 Thk

7230 8230 9230

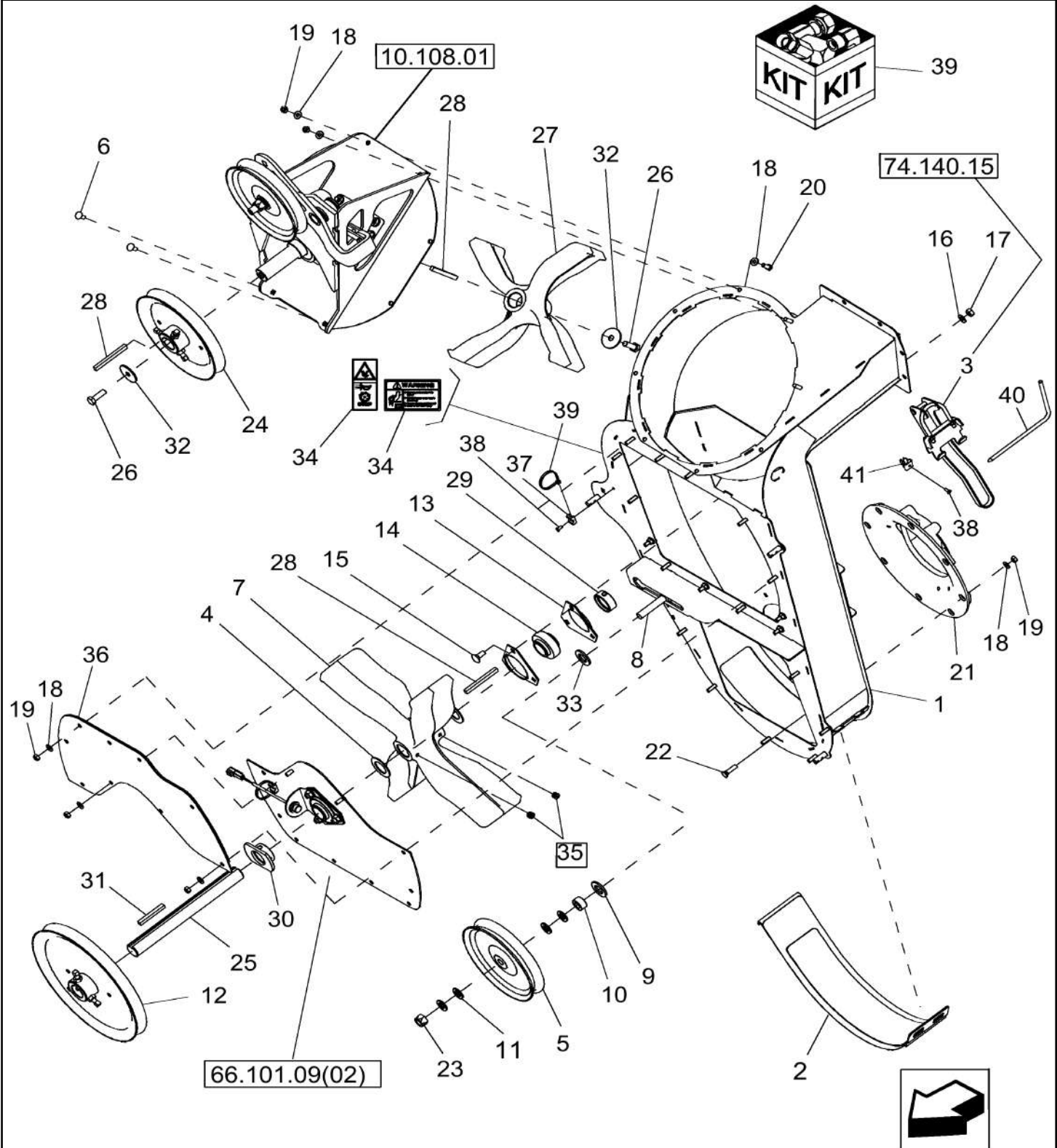
74.140.AK

01

p1

10/201
3

TAILINGS PROCESSOR HOUSING ASSEMBLY



74.140.AK

01

p1

10/201
3**TAILINGS PROCESSOR HOUSING ASSEMBLY**

REF	FN	PART NUMBER	YR/SN	QTY	DESCRIPTION
1	1	87737487		1	HOUSING Incl Ref 34
1	2	87737488		1	HOUSING Incl Ref 34
2		87728882		1	DOOR Clean-out
2	1	87736624		1	DOOR ASSY. Clean-out
2		87737486		1	HATCH Clean-out, Hard Threshing; Included In Kit 87743232
2	1	87737484		1	DOOR ASSY. Clean-out, Hard Threshing; Included In Kit 87743231
3		0C		1	ORDER COMPONENTS Latch
4		87109160		1	SPACER
5		86976165		1	PULLEY Idler
6		86507486		2	CARRIAGE BOLT Sht Sq Nk, M8 x 20mm, CI 8.8, Full Thd
7		87541978		1	BLOWER Machined Impeller; See Also Ref 35
8		120048		1	CARRIAGE BOLT Short NK, M16 x 80, CI 8.8
9		86625256		1	WASHER M12 x 28.5 x 4, HT
10		87108015		1	SPACER
11		86511326		4	WASHER M16 x 30 x 3
12		87283318		1	PULLEY Tailings
13		86620026		2	FLANGED BEARING
14		87605592		1	CYLINDRICAL ROLLER BEARING 35 mm ID x 72 mm OD x 37.6 mm
15		338949		3	CARRIAGE BOLT Sq Nk, M10 x 1.5 x 25mm, CI 8.8, Full Thd
16		140045		3	BELLEVILLE WASHER M10
17		100016		3	NUT M10, CI 8
18		322358		33	BELLEVILLE WASHER M8
19		9706690		27	NUT Hex, M8, 1.25mm Pitch, 6.80mm High, CI 8, ZND

(1) Extended Wear

(2) EU Only, Extended Wear

7230 8230 9230

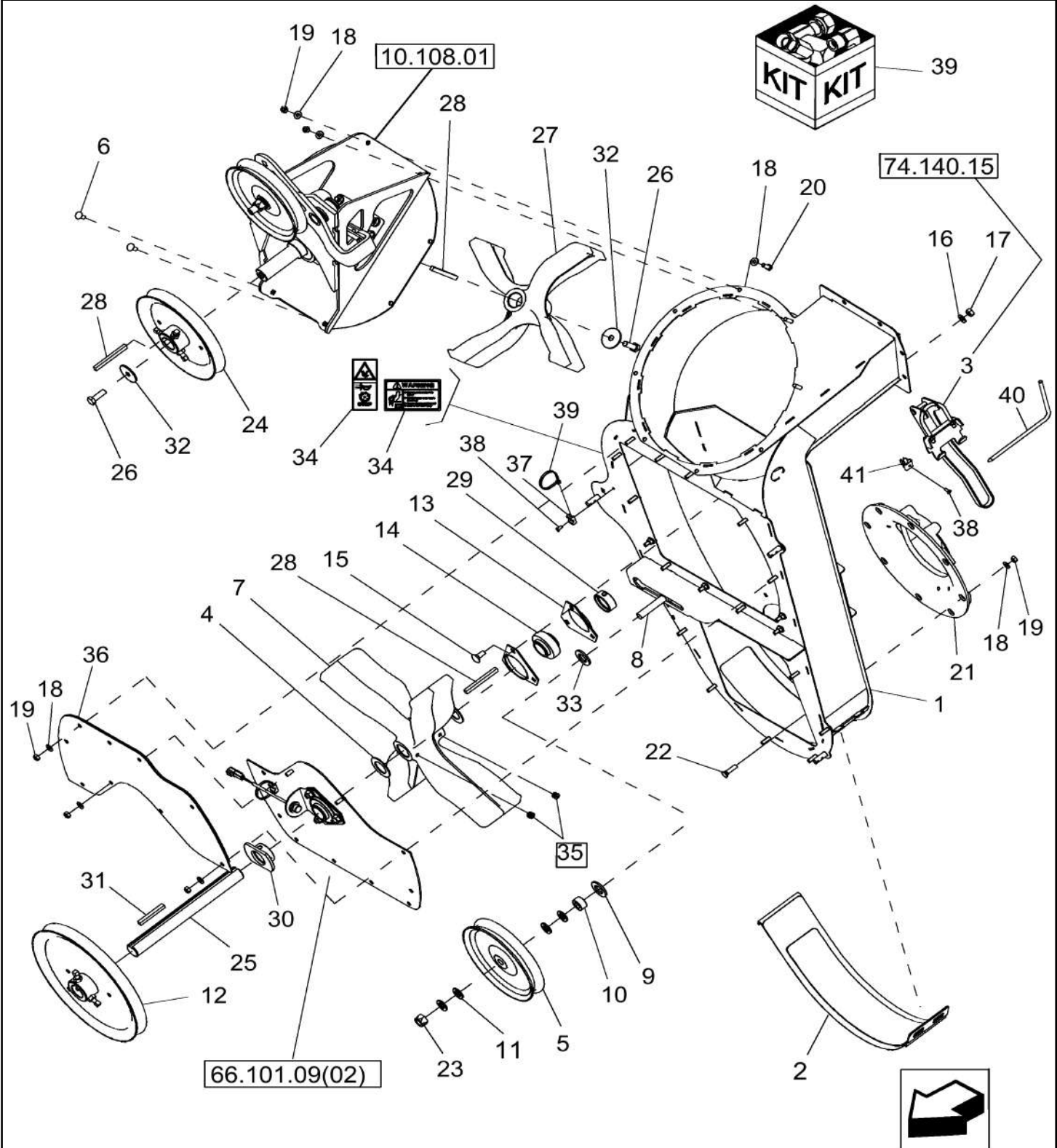
74.140.AK

01

p2

10/201
3

TAILINGS PROCESSOR HOUSING ASSEMBLY



TAILINGS PROCESSOR HOUSING ASSEMBLY

REF FN	PART NUMBER	YR/SN	QTY DESCRIPTION
20	120104		4 BOLT Hex, M8 x 1.25 x 20mm, Cl 8.8, Full Thd
21	86997060		1 HOUSING
22	62196		8 BOLT Plow, M8
23	86000441		1 NUT M16 x 2, Cl 8
24	87283292		1 PULLEY Tailings
25	86997062		1 SHAFT Upper Blower Drive
26	9824642		2 BOLT Hex, M12 x 1.75 x 35mm, Cl 10.9, Full Thd
27	87542137		1 BLOWER Machined Impeller
27 1	87549450		1 IMPELLER
28	86997578		3 KEY
29	86997053		1 COLLAR
30	87107362		1 ROTOR
31	86996914		1 KEY
32	87026355		2 WASHER M12 x 50 x 3, HT
33	498-81010		1 SQ HOLE WASHER 41/64" x 1 1/2" x .105", Sq Hole
34	86626958		1 WARNING DECAL Safety, English
34 2	84014117		1 DECAL Safety
35	84814918		2 SET SCREW Hex Soc, M8 x 12, Cup Pt
36	87684737		1 COVER ASSY
37	86590413		1 BASE
38	445394		2 RIVET Pop, M4.8 x 12.7
40	9819720		1 PIN
41	323307		1 CLAMP

(1) Extended Wear

(2) EU Only

7230 8230 9230

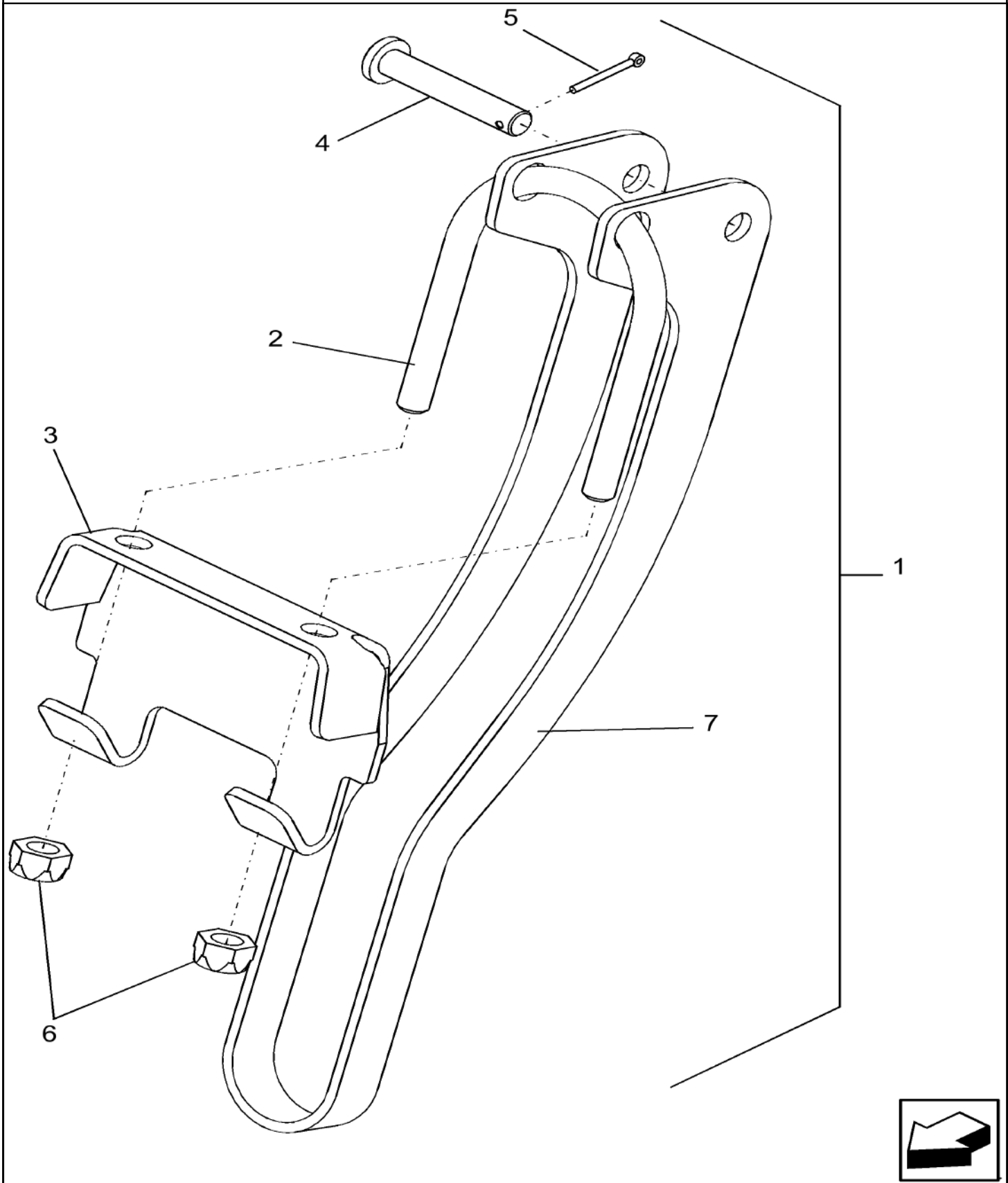
74.140.AK

02

p1

10/201
3

LATCH ASSEMBLY - CLEANOUT DOOR



74.140.AK

02

p1

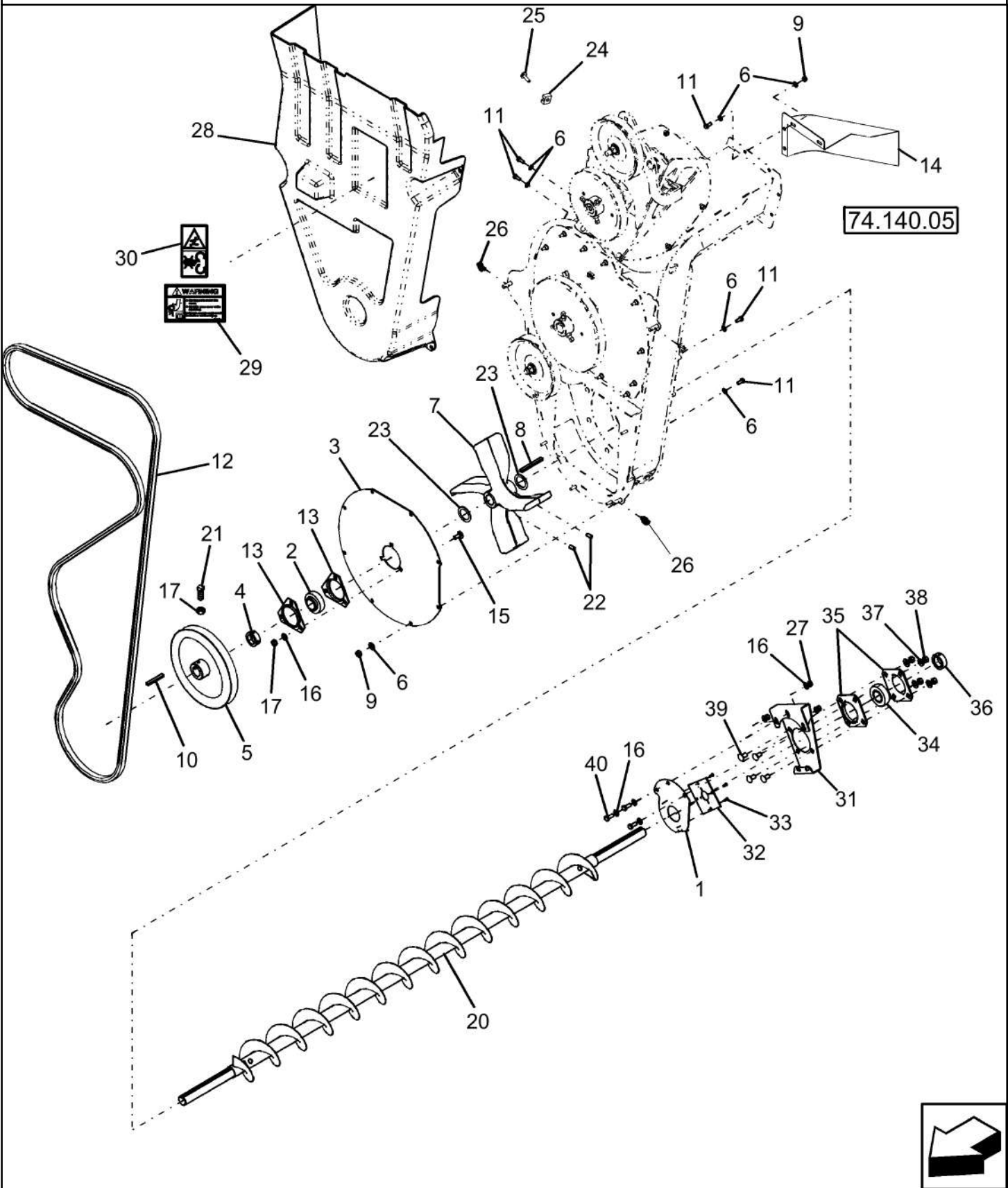
10/201
3

LATCH ASSEMBLY - CLEANOUT DOOR

REF FN	PART NUMBER	YR/SN	QTY DESCRIPTION
1	0C		1 ORDER COMPONENTS Latch Assembly; Incl Refs 2 Thru 7
2	84989315		1 U-BOLT M8
3	87743236		1 HOOK
4	353216		1 CLEVIS PIN M8 x 45
5	9512667		1 COTTER PIN M2 x 20
6	86629542		2 NUT M8 x 1.25, CI 8
7	87757469		1 HANDLE

7230 8230 9230

TAILINGS DRIVE AND AUGER

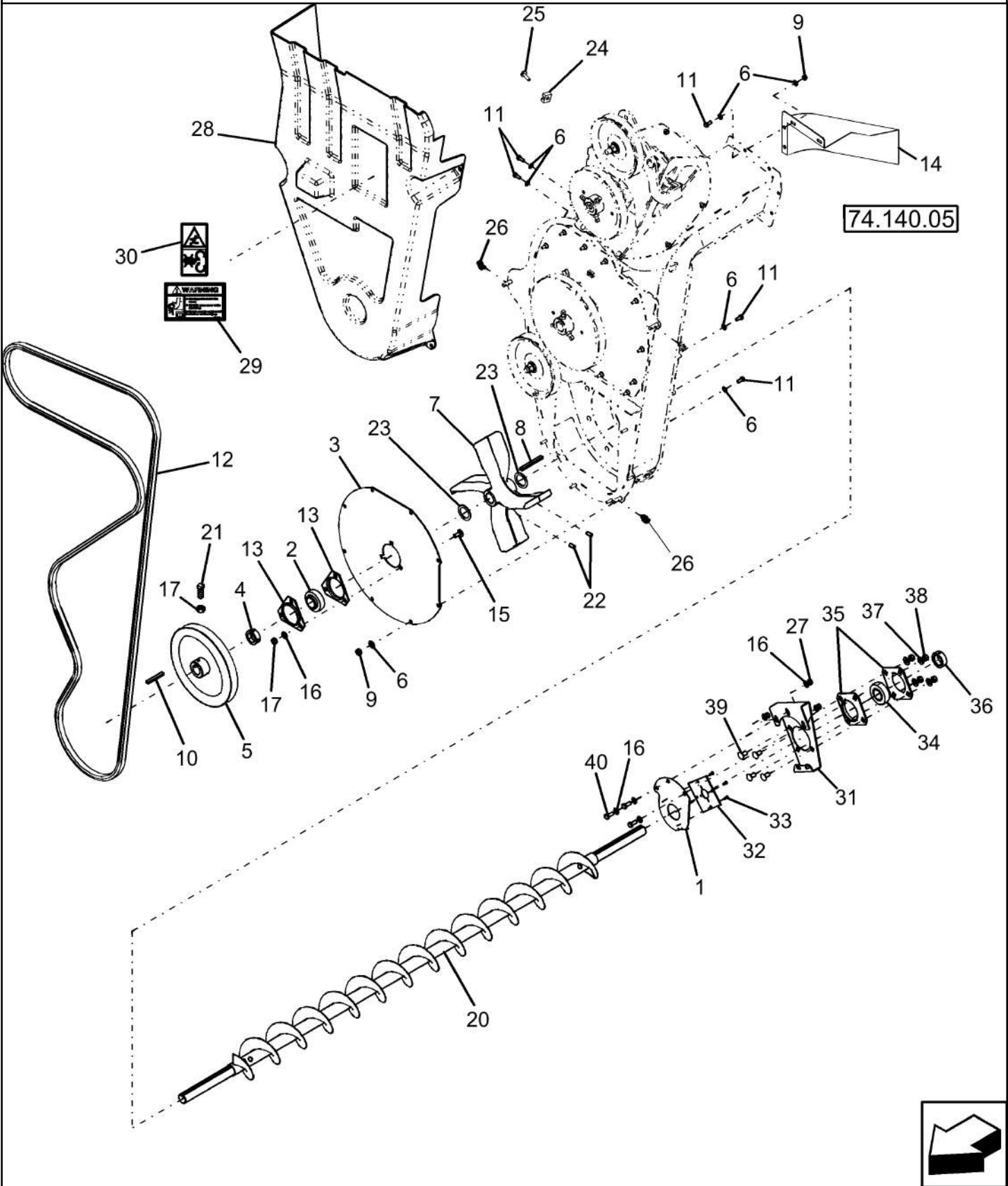


TAILINGS DRIVE AND AUGER

REF FN	PART NUMBER	YR/SN	QTY DESCRIPTION
1	87574415		1 COVER Bracket, L.H., Tailings Bearing Mount
2	87605592		1 CYLINDRICAL ROLLER BEARING 35 mm ID x 72 mm OD x 37.6 mm
3	87109655		1 PLATE Bearing Cover, Tailings Processor
3 1	87736618		1 DOOR ASSY. Plate, Bearing Cover, Tailings Processor
4	86997053		1 COLLAR
5	87282789		1 PULLEY Driven, Tailings - Incl (3) Ref 17 & (3) Ref 21
6	322358		31 BELLEVILLE WASHER M8
7	87542137		1 BLOWER Machined Impeller
7 1	87549450		1 IMPELLER Coated
8	86997578		1 KEY Retaining
9	9706690		14 NUT Hex, M8, 1.25mm Pitch, 6.80mm High, CI 8, ZND
10	86996914		1 KEY Retaining, M10 x 8 x 75
11	120104		17 BOLT Hex, M8 x 1.25 x 20mm, CI 8.8, Full Thd
12	87283139		1 V-BELT 22.33 mm W x 4622.80 mm L Tailings Processor, HCC
13	86620026		2 FLANGED BEARING
14	87339975		1 DEFLECTOR
14 1	87735231		1 DEFLECTOR
15	338949		3 CARRIAGE BOLT Sq Nk, M10 x 1.5 x 25mm, CI 8.8, Full Thd
16	140045		6 BELLEVILLE WASHER M10
17	100016		AR NUT M10, CI 8
18	322358		10 BELLEVILLE WASHER M8
19	43127		5 BOLT Hex, M8 x 1.25 x 25mm, CI 8.8, Full Thd
20	84402650		1 AUGER Standard Wear
(1)	Extended Wear		

7230 8230 9230

TAILINGS DRIVE AND AUGER



TAILINGS DRIVE AND AUGER

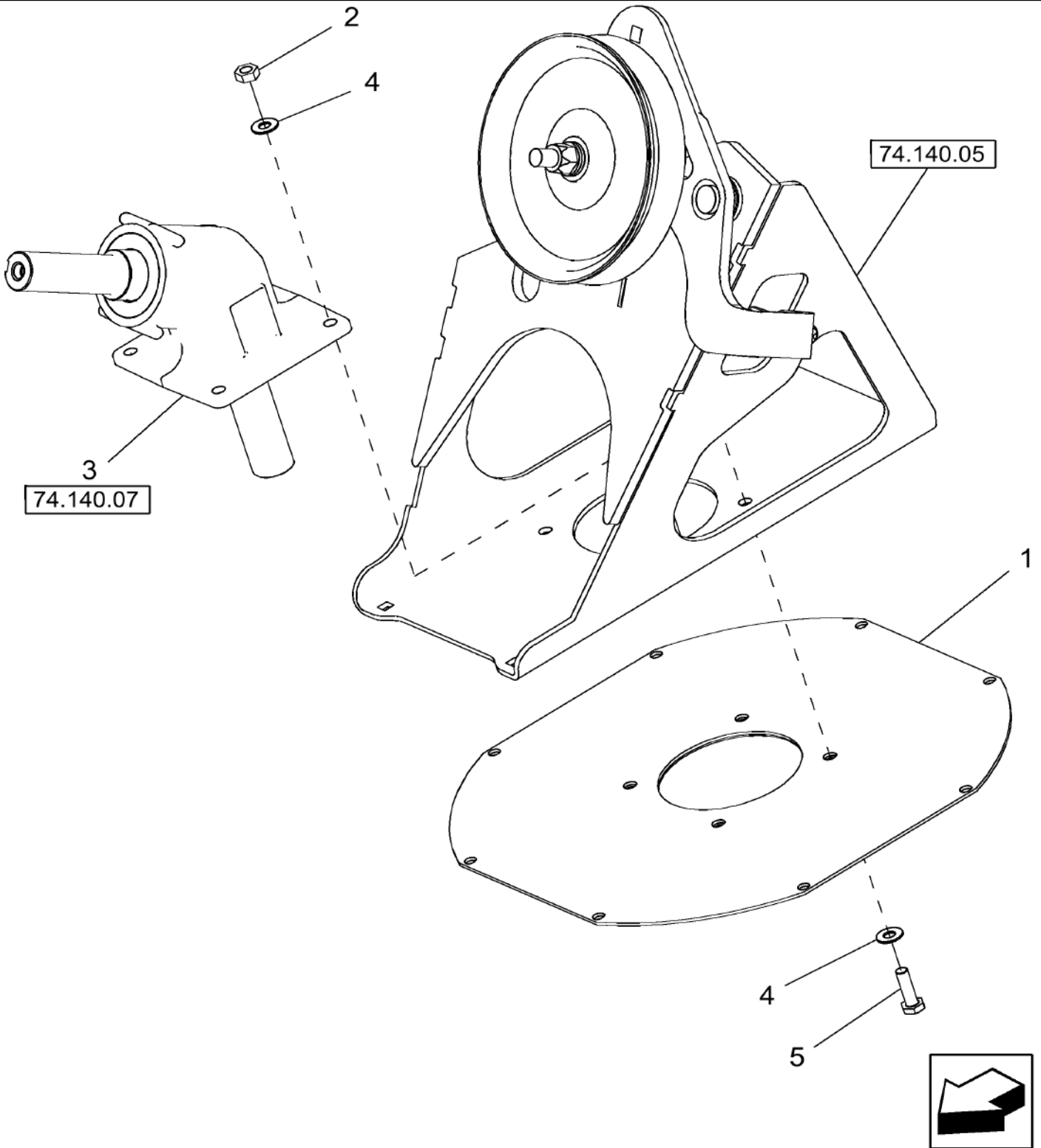
REF FN	PART NUMBER	YR/SN	QTY DESCRIPTION
20	84402652		1 AUGER Extended Wear
21	393599		AR SET SCREW Sq Hd, M10 x 25, CI 12.9
22	84814918		2 SET SCREW Hex Soc, M8 x 12, Cup Pt
23	87109160		2 SPACER
25	445394		2 RIVET Pop, M4.8 x 12.7
26	87109290		3 LOCK PIN
27	86500689		3 NUT M10, CI 10
28	87495666		1 PACKAGE,SERVICE Shield, Tailings Processor; Incl Ref 29 & 30
28	84202382		1 PACKAGE,SERVICE Shield, Tailings Processor; Incl Ref 29 & 30, With NAR
29	86626958		1 WARNING DECAL English
30	84004734		1 WARNING DECAL Safety
31	87542571		1 SUPPORT
32	87528798		1 SEAL
33	9512968		4 RIVET
34	52443		1 BALL BEARING 38.1 mm ID x 80 mm OD x 30.2 mm
35	86974037		2 FLANGE
36	52444		1 COLLAR
37	140046		4 BELLEVILLE WASHER Belleville, M12
38	337475		4 NUT M12, CI 10
39	374895		4 CARRIAGE BOLT Sht Sq Nk, M12 x 1.75 x 25mm, CI 8.8, Full Thd
40	{43139}		3
			7230 8230 9230

74.140.AX

p1

10/201
3

ANGLE DRIVE



74.140.AX

p1

10/201
3

ANGLE DRIVE

REF FN	PART NUMBER	YR/SN	QTY DESCRIPTION
1	87342462		1 PLATE
1 1	87737490		1 TOP COVER
2	100016		4 NUT M10, CI 8
3	87107888		1 GEARBOX
4	140045		8 BELLEVILLE WASHER M10
5	9706704		4 BOLT Hex, M10 x 1.5 x 35mm, CI 8.8, Full Thd

(1) Extended Wear

7230 8230 9230

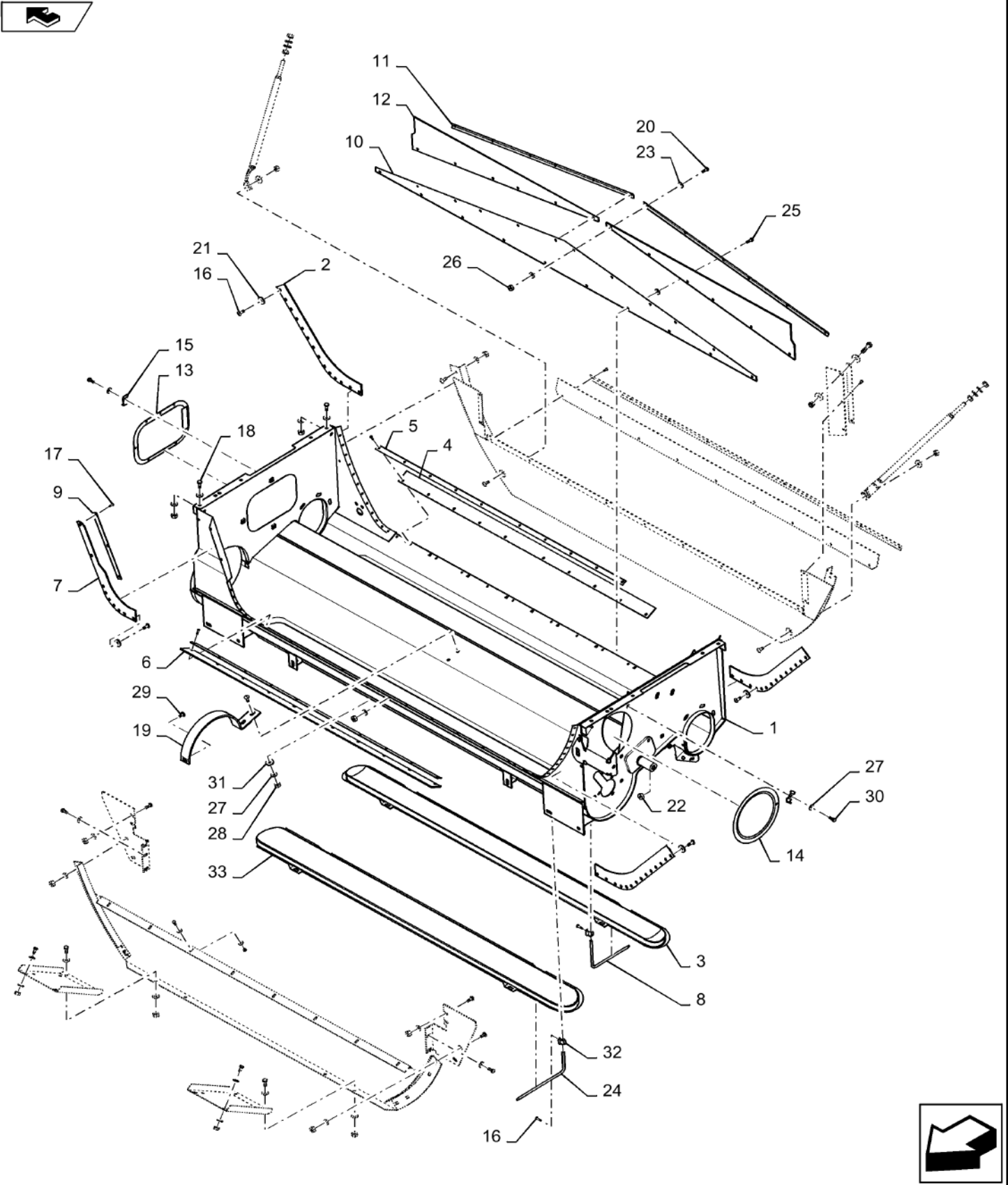
74.140.CM

01

p1

10/201
3

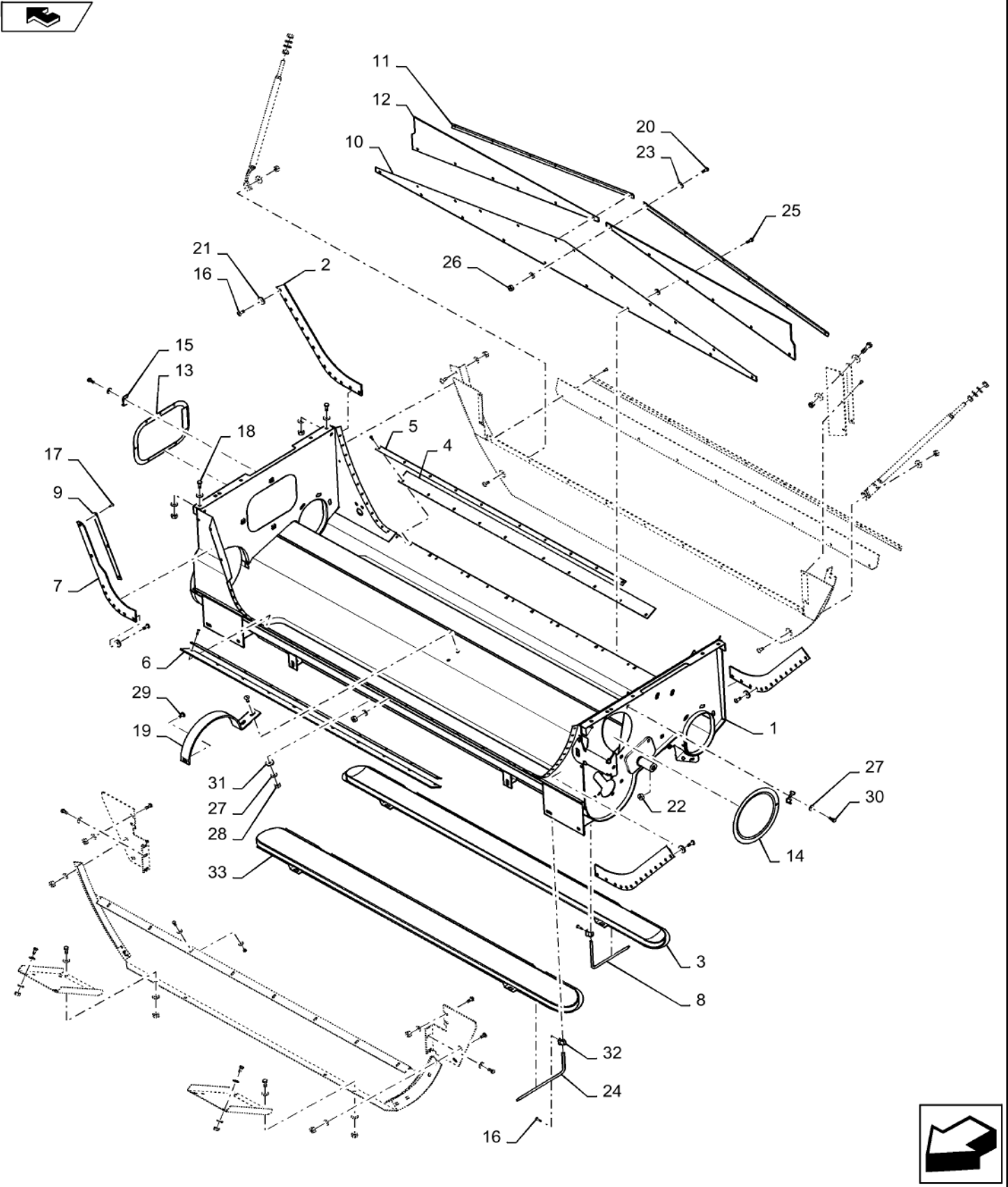
SELF-LEVELING AUGER HOUSING, MAIN BODY



SELF-LEVELING AUGER HOUSING, MAIN BODY

REF FN	PART NUMBER	YR/SN	QTY DESCRIPTION
1	84525091		1 HOUSING Auger Bed Assy
2	87282881		3 SEAL PROTECTION
3	84078027		1 COVER
3	84429238		1 COVER Round Holes
3	740667		1 COVER Slotted Holes
4	451792		1 SEAL PROTECTION
5	84320089		2 STRIP Slat
6	451794		1 SEAL PROTECTION
7	87282880		1 SEAL
8	9819720		2 PIN
9	84320082		3 STRIP Slat
10	87696056		1 MOUNTING PLATE
11	84320079		2 STRIP Slat
12	87552399		2 SEAL PROTECTION
13	84320078		1 DOOR
14	84320087		1 DOOR
15	425093		6 CLIP
16	87658114		52 SUPPORT
17	445395		25 RIVET Pop, M4.8 x 18.1
18	43127		3 BOLT Hex, M8 x 1.25 x 25mm, CI 8.8, Full Thd
19	84072271		1 SUPPORT
20	120100		10 BOLT Hex, M6 x 1 x 20mm, CI 8.8
21	140182		48 WASHER M5 x 18 x 2
22	9706755		8 NUT M6, CI 8
23	412649		36 BELLEVILLE WASHER Belleville, M6
24	9819719		2 PIN
25	86508568		8 BOLT Hex, M6 x 16mm, CI 8.8, Full Thd
26	353308		10 NUT M6 x 1, CI 8
27	412650		29 BELLEVILLE WASHER Belleville, M8
28	9706690		13 NUT Hex, M8, 1.25mm Pitch, 6.80mm High, CI 8, ZND
			7230 8230 9230

SELF-LEVELING AUGER HOUSING, MAIN BODY



SELF-LEVELING AUGER HOUSING, MAIN BODY

REF FN	PART NUMBER	YR/SN	QTY DESCRIPTION
29	86507486		3 CARRIAGE BOLT Sht Sq Nk, M8 x 20mm, Cl 8.8, Full Thd
30	120104		13 BOLT Hex, M8 x 1.25 x 20mm, Cl 8.8, Full Thd
31	140041		2 WASHER M8 x 28 x 3
32	323307		4 CLAMP
33	87693856		1 COVER
33	84429240		1 COVER Round Holes
33	740666		1 COVER Slotted Holes
34	87743232		1 DIA KIT, HARVESTER Hard Thresh tailings, Rought Through Cover For Tailings Auger Plus Bottom Of Tri-Sweep
35	87743231		1 DIA KIT, HARVESTER Same As Kit 87743232 Except The Tri-Sweep Tailings Door Is High Wear

7230 8230 9230

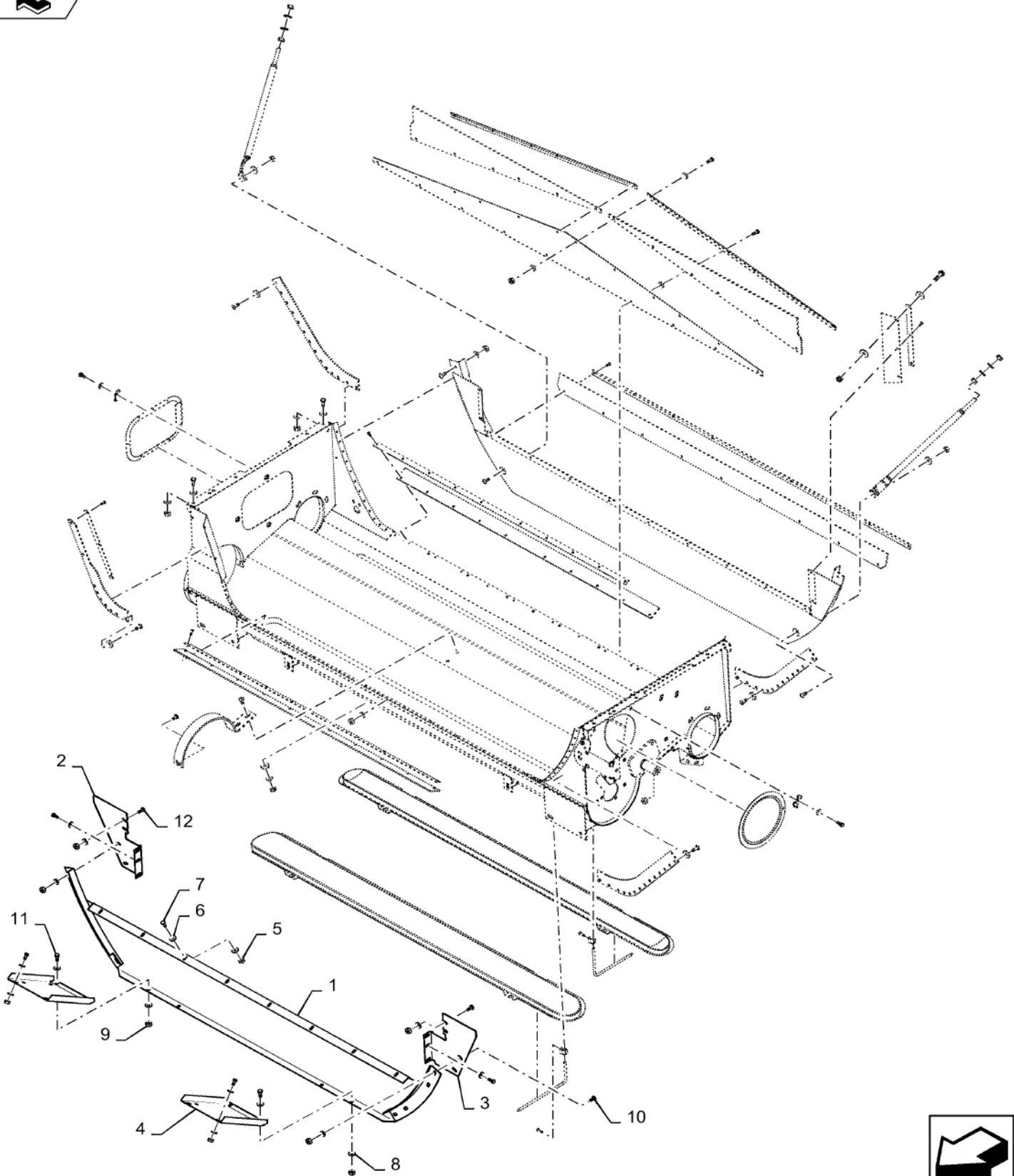
74.140.CM

02

p1

10/201
3

SELF-LEVELING AUGER HOUSING, FRONT SEALS



74.140.CM

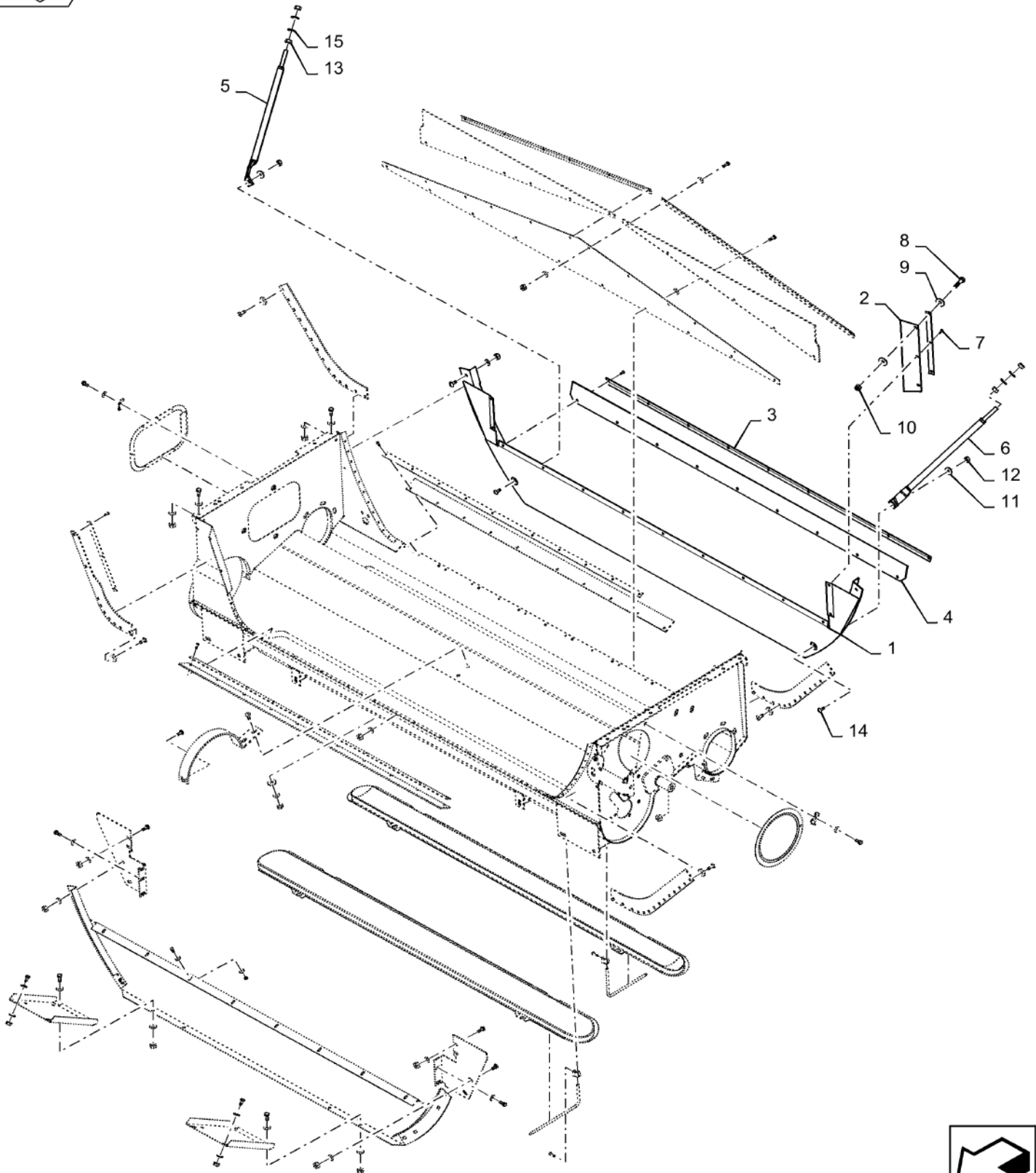
02

p1

10/201
3**SELF-LEVELING AUGER HOUSING, FRONT SEALS**

REF FN	PART NUMBER	YR/SN	QTY DESCRIPTION
1	84320100		1 PLATE
2	87370003		1 PLATE
3	87370005		1 PLATE
4	87658114		2 SUPPORT
5	9706755		8 NUT M6, CI 8
6	412649		16 BELLEVILLE WASHER Belleville, M6
7	86508568		8 BOLT Hex, M6 x 16mm, CI 8.8, Full Thd
8	412650		28 BELLEVILLE WASHER Belleville, M8
9	9706690		16 NUT Hex, M8, 1.25mm Pitch, 6.80mm High, CI 8, ZND
10	86507486		4 CARRIAGE BOLT Sht Sq Nk, M8 x 20mm, CI 8.8, Full Thd
11	120104		12 BOLT Hex, M8 x 1.25 x 20mm, CI 8.8, Full Thd
			7230 8230 9230

SELF-LEVELING AUGER HOUSING, REAR SEALS



74.140.CM

03

p1

10/201
3**SELF-LEVELING AUGER HOUSING, REAR SEALS**

REF FN	PART NUMBER	YR/SN	QTY DESCRIPTION
1	84320102		1 PLATE
2	922272		2 SEAL PROTECTION
3	84320105		1 STRIP
4	84818311		1 SEAL PROTECTION
5	444439		1 SUPPORT
6	444438		1 SUPPORT
7	445395		13 RIVET Pop, M4.8 x 18.1
8	86977786		2 BOLT Hex, M6 x 1 x 25mm, CI 8.8, Full Thd
9	412649		4 BELLEVILLE WASHER Belleville, M6
10	353308		2 NUT M6 x 1, CI 8
11	412650		4 BELLEVILLE WASHER Belleville, M8
12	9706690		4 NUT Hex, M8, 1.25mm Pitch, 6.80mm High, CI 8, ZND
13	9706685		4 NUT M12, CI 8
14	86507486		4 CARRIAGE BOLT Sht Sq Nk, M8 x 20mm, CI 8.8, Full Thd
15	140046		4 BELLEVILLE WASHER Belleville, M12

	7230 8230 9230
--	----------------

SECTION INDEX

Crop storage/Unloading

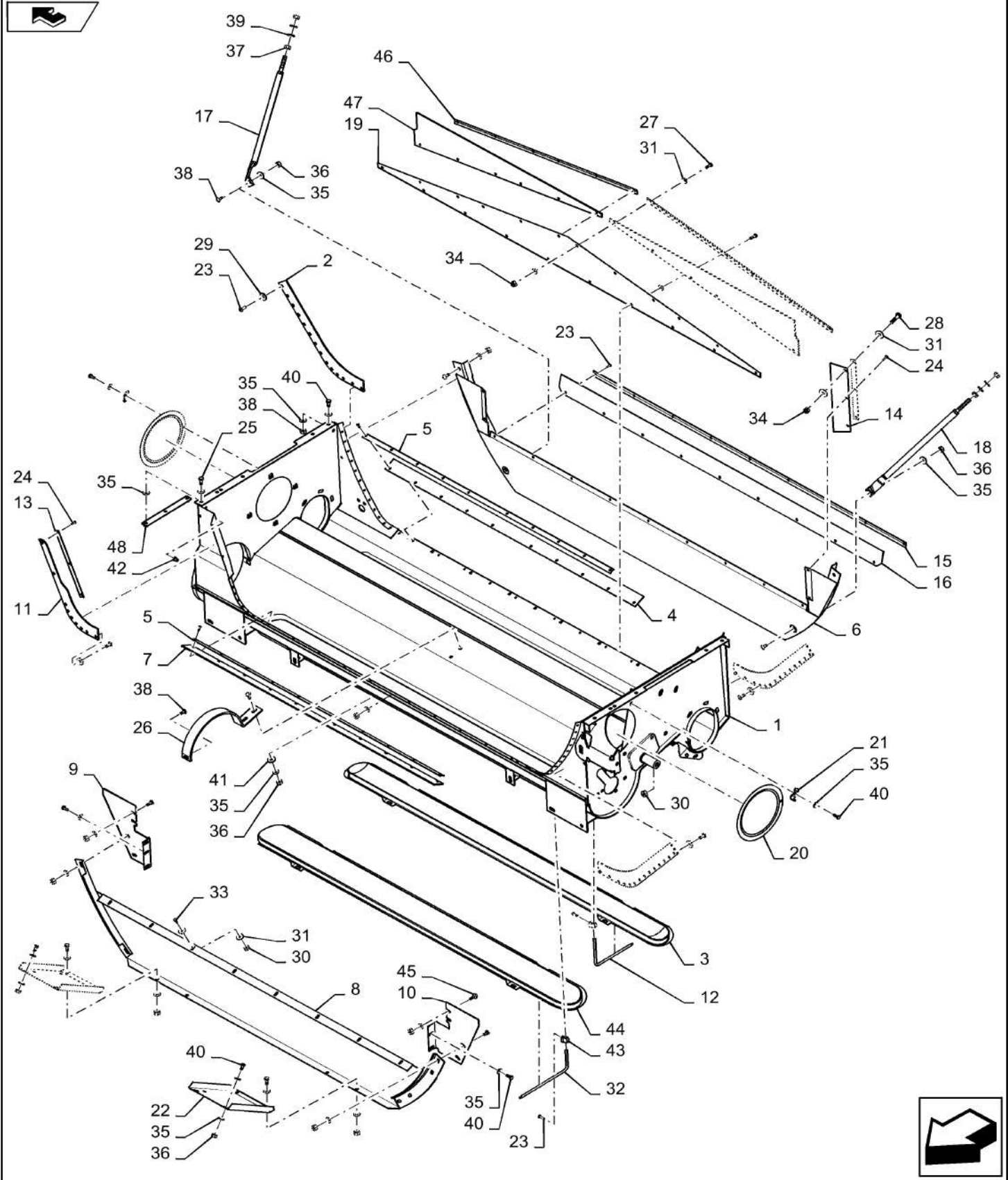
74.140.CM	04	HOUSING, CLEAN GRAIN ELEVATOR, LOWER, SELF-LEVELING,
80.101.AP	01	GRAIN ELEVATOR TENSIONER & CHAIN
80.101.AP	02	SCRAPER BLADES - ELEVATOR CHAIN
80.101.AP	03	GRAIN ELEVATOR, SINGLE SPEED VAR. 722481
80.101.AP	04	CHAIN, CLEAN GRAIN ELEVATOR
80.101.AP	05	CLEAN GRAIN ELEVATOR, HOUSING
80.101.AP	06	GRAIN ELEVATOR, DUAL SPEED VAR. 425241
80.101.AP	07	GRAIN ELEVATOR, DUAL SPEED, VAR. 426363
80.101.AR	01	ELEVATOR HEAD
80.101.AR	02	HEAD, ELEVATOR
80.101.AR	03	BOTTOM BOOT, CLEAN GRAIN ELEVATOR
80.101.AR	04	CLEAN GRAIN ELEVATOR, BOOT, SENSOR, NARROW TRACK
80.101.AR	05	BOOT, CLEAN GRAIN ELEVATOR
80.101.BI	01	AUGER ASSY, CLEAN GRAIN ELEVATOR, STANDARD
80.101.BK		BUBBLE-UP AUGER
80.101.BK	02	BUBBLE-UP TUBE
80.101.BK	03	GEARBOX, BUBBLE-UP AUGER
80.101.BO	01	BUBBLE-UP AUGER DRIVE
80.101.BO	02	AUGER SPRING & CABLE, BUBBLE-UP AUGER DRIVE
80.150.AI	01	GRAIN TANK - BOTTOM AND AUGERS
80.150.AI	02	GRAIN TANK - BOTTOM AND AUGERS, HIGH CAPACITY
80.150.AI	03	GRAIN TANK AUGERS
80.150.AI	04	BOTTOM, GRAIN TANK, STANDARD
80.150.AI	05	BOTTOM, GRAIN TANK, HC
80.150.AR	01	GRAIN TANK, STANDARD
80.150.AR	02	GRAIN TANK HARDWARE
80.150.AR	03	GRAIN TANK, HIGH CAPACITY, HARDWARE
80.150.AR	04	GRAIN TANK CORNER PANELS
80.150.BF	01	GRAIN TANK COVERS, 315 & 350 BUSHEL
80.150.BF	02	HINGE SYSTEM, GRAIN TANK, POWER EXTENSIONS
80.150.BF	03	HINGE SYSTEM, GRAIN TANK, POWER COVERS
80.150.BG	01	GRAIN TANK, HIGH CAPACITY
80.150.BG	02	EXTENSION, GRAIN BIN, PWR, 315 & 350 BU
80.150.BG	03	EXTENSION, GRAIN BIN, MANUAL, 315 & 350 BU
80.150.BH		LATCH, HC, MAN EXT, 315 & 350

SECTION INDEX

Crop storage/Unloading

80.175.AG	01	UNLOADING DRIVE,DUAL DRIVE
80.175.AG	02	TENSIONER,DUAL DRIVE
80.175.AG	03	UNLOADING DRIVE,STANDARD
80.175.AG	04	TENSIONER, STANDARD DRIVE
80.175.AK	01	UNLOADING CHAIN DRIVE
80.175.AK	02	UNLOAD CHAIN DRIVE, DUAL DRIVE
80.175.AK	03	UNLOAD CHAIN DRIVE DUAL DRIVE CONTINUED
80.175.AK	04	UNLOAD CHAIN DRIVE, STANDARD
80.175.AK	05	UNLOAD CHAIN DRIVE STANDARD CONTINUED
80.180.AP	01	UNLOADING TUBE, STANDARD, 21 FT.
80.180.AP	02	UNLOADING TUBE, STANDARD , PERFORATED 21 FT
80.180.AP	03	UNLOADING TUBE, HIGH SPEED, HIGH CAPACITY 6.4M (21 FT)
80.180.AP	04	UNLOADING TUBE, HIGH SPEED, HIGH CAPACITY,
80.180.AP	05	UNLOADING TUBE, HIGH SPEED, EXTENSION, ASSY
80.180.AP	06	UNLOADING TUBE, HIGH SPEED, EXTENSION, PERFORATED
80.180.AP	07	UNLOADING TUBE, AUGER ASSY, HIGH SPEED, FOLDING
80.180.AP	08	UNLOADING TUBE, HIGH SPEED, EXTENSION, ASSY
80.180.AQ	01	UNLOADING TUBE, STANDARD , AUGER ASSY
80.180.AQ	02	UNLOADING TUBE, STANDARD, AUGER ASSY, PERFORATED
80.180.AQ	03	UNLOADING TUBE, SPOUT EXTENTION KIT, PIVOT
80.180.AQ	04	UNLOADING TUBE, HIGH SPEED, AUGER ASSY, 6.4M (21 FT)
80.180.AQ	05	UNLOADING TUBE, HIGH SPEED,AUGER ASSY, 6.4M (21FT)
80.180.AQ	06	UNLOADING TUBE, DISCHARGE SPOUT, STANDARD , HIGH
80.180.AQ	07	UNLOADING TUBE, HIGH SPEED, FOLDING
80.180.AQ	08	UNLOADING TUBE, HINGE
80.180.AR	01	GEARBOX, STANDARD , LOWER, UNLOADING & FLOW
80.180.AR	02	GEARBOX, STANDARD , UPPER, UNLOADING & FLOW
80.180.AR	03	GEARBOX, HIGH SPEED, LOWER, UNLOADING & FLOW
80.180.AR	04	GEARBOX, HIGH SPEED, UPPER, UNLOADING & FLOW
80.180.AU	01	UNLOADING AUGER, VERTICAL
80.180.AU	02	UNLOADING AUGER, VERTICAL, HC VERSION
80.180.BF		UNLOAD TENSION ROD ASSY
80.180.BL		AUGER ASSY, CROSS
80.180.BN		UNLOADING AUGER, GEARBOX, LOWER

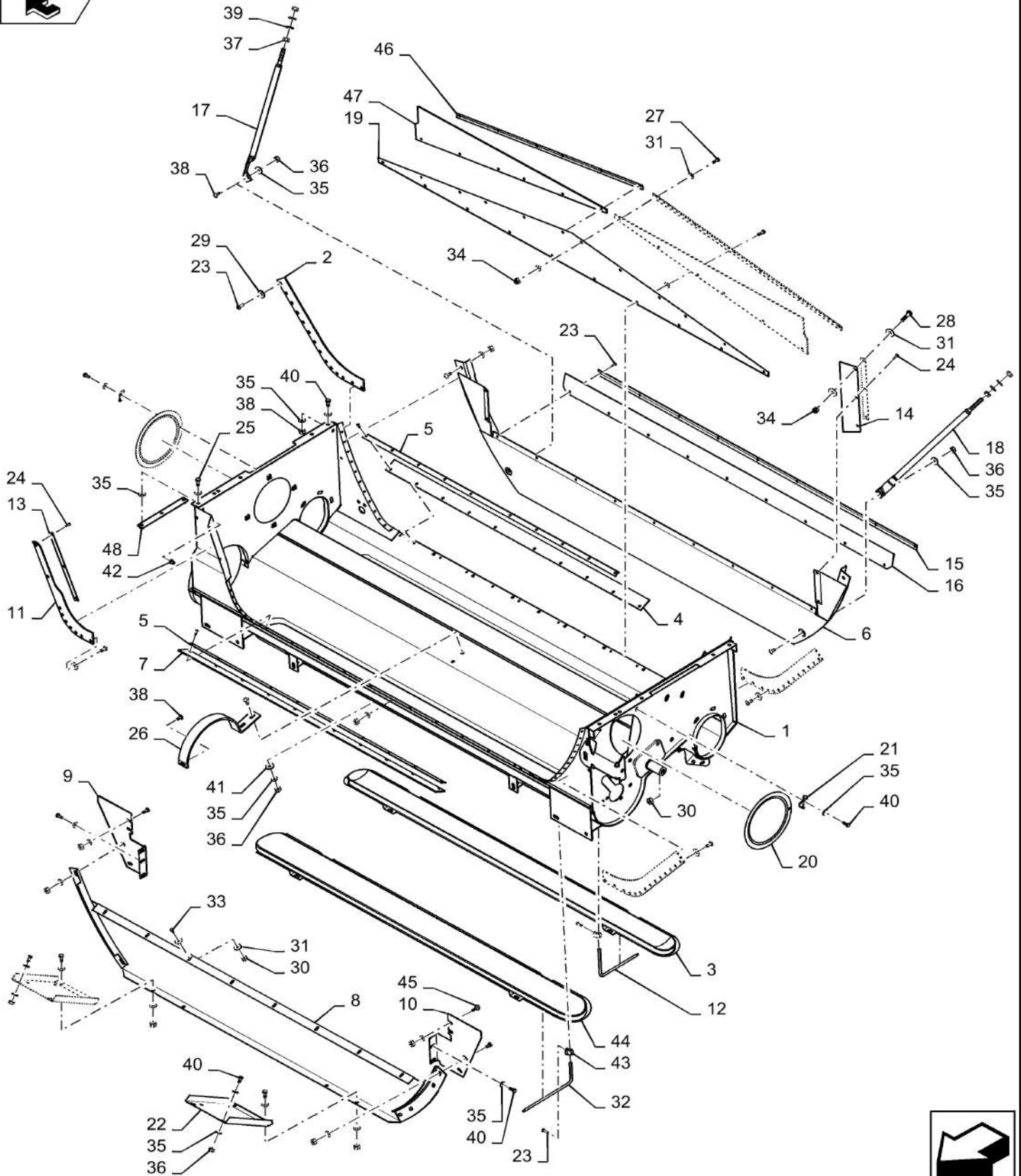
HOUSING, CLEAN GRAIN ELEVATOR, LOWER, SELF-LEVELING, STANDARD



HOUSING, CLEAN GRAIN ELEVATOR, LOWER, SELF-LEVELING, STANDARD

REF FN	PART NUMBER	YR/SN	QTY DESCRIPTION
1	47455502		1 HOUSING Lower Augers
2	87282881		3 SEAL PROTECTION Side Housing
3	84078027		1 COVER Auger Trough
4	451792		1 SEAL PROTECTION Rear Housing
5	84320089		2 STRIP Seal Retaining
6	84320102		1 PLATE Rear Housing
7	451794		1 SEAL PROTECTION Front Housing
8	84320100		1 PLATE Front Housing
9	87370003		1 PLATE Front Housing
10	87370005		1 PLATE Front Support
11	87282880		1 SEAL Side Housing, Front
12	9819720		2 PIN 90 Degree
13	84320082		3 STRIP Front, Seal Securing
14	922272		2 SEAL PROTECTION Rear Housing
15	84320105		1 STRIP Rear Housing
16	84819311		1 SUPPORT Rear Housing
17	444439		1 SUPPORT RH Tube
18	444438		1 SUPPORT LH Tube
19	47413850		1 PLATE Upper Housing Seal
20	84320087		2 DOOR Rear Auger
21	425093		6 CLIP Door
22	87658114		2 SUPPORT Front Housing
23	445394		54 RIVET Pop, M4.8 x 12.7
24	445395		36 RIVET Pop, M4.8 x 18.1
25	43128		3 BOLT Hex, M8 x 1.25 x 30.00mm, CI 8.8, ZND
26	84072271		1 SUPPORT Auger Cover
27	120100		10 BOLT Hex, M6 x 1 x 20mm, CI 8.8
28	86977786		2 BOLT Hex, M6 x 1 x 25mm, CI 8.8, Full Thd
29	140182		48 WASHER M5 x 18 x 2
30	9706755		16 NUT M6, CI 8
31	412649		56 BELLEVILLE WASHER Belleville, M6
32	9819719		2 PIN 90 Degree
			7230 8230 9230

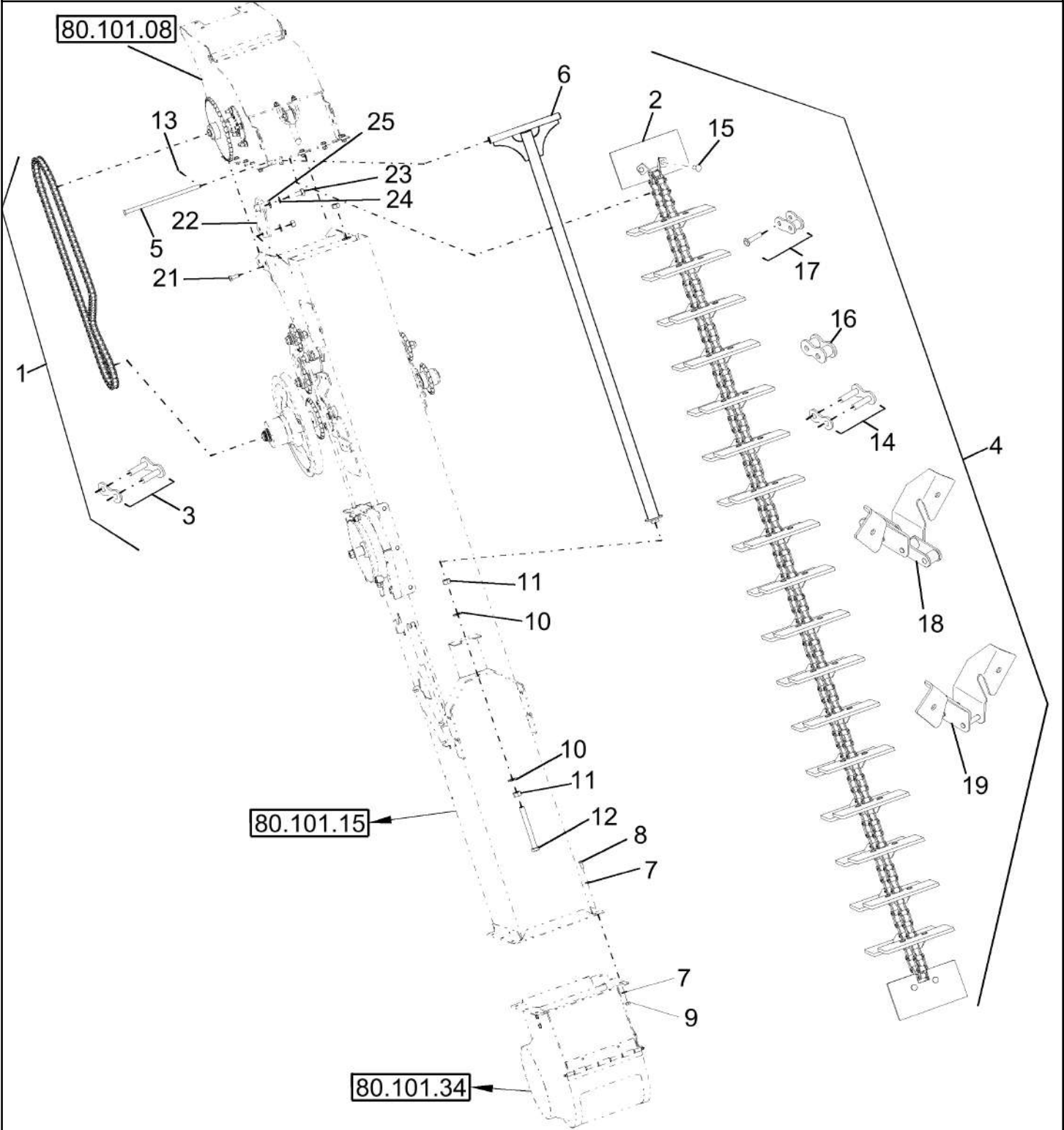
HOUSING, CLEAN GRAIN ELEVATOR, LOWER, SELF-LEVELING, STANDARD



HOUSING, CLEAN GRAIN ELEVATOR, LOWER, SELF-LEVELING, STANDARD

REF FN	PART NUMBER	YR/SN	QTY DESCRIPTION
33	86508568		16 BOLT Hex, M6 x 16mm, CI 8.8, Full Thd
34	353308		12 NUT M6 x 1, CI 8
35	412650		62 BELLEVILLE WASHER Belleville, M8
36	9706690		30 NUT Hex, M8, 1.25mm Pitch, 6.80mm High, CI 8, ZND
37	9706685		4 NUT M12, CI 8
38	86507486		11 CARRIAGE BOLT Sht Sq Nk, M8 x 20mm, CI 8.8, Full Thd
39	140046		4 BELLEVILLE WASHER Belleville, M12
40	120104		25 BOLT Hex, M8 x 1.25 x 20mm, CI 8.8, Full Thd
41	140041		2 WASHER M8 x 28 x 3
42	86976968		2 INSERT 10mm Well
43	323307		4 CLAMP Spring Clip
44	87693856		1 COVER RFC, Auger
45	43127		4 BOLT Hex, M8 x 1.25 x 25mm, CI 8.8, Full Thd
46	{47413862}		2 Mounting
47	47393265		2 SEAL PROTECTION Rear Housing
48	47575170		1 PLATE Securing
			7230 8230 9230

GRAIN ELEVATOR TENSIONER & CHAIN



80.101.AP

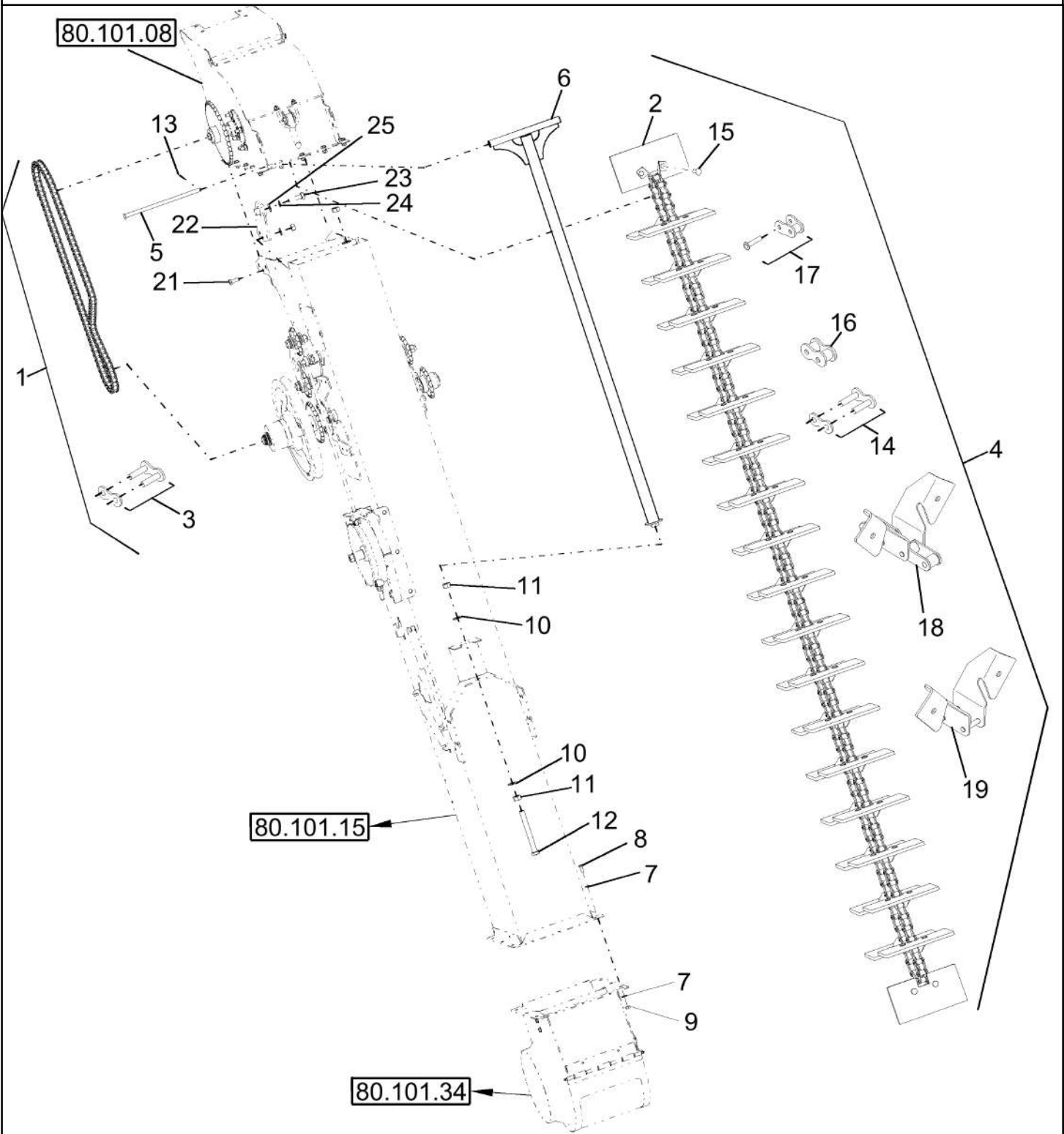
01

p1

10/201
3**GRAIN ELEVATOR TENSIONER & CHAIN**

REF FN	PART NUMBER	YR/SN	QTY DESCRIPTION
1	87470737		1 CHAIN Roller, 104 Links, 1981.08 MM, Long
2	87282471		35 BLADE
3	87470738		1 LINK Connector; Incl Shepherd's Hook Fastener
4	87281911		1 ELEVATOR CHAIN
5	84214452		1 GROOVED PIN
6	87284481		1 SUPPORT
7	322358		20 BELLEVILLE WASHER M8
8	120104		7 BOLT Hex, M8 x 1.25 x 20mm, Cl 8.8, Full Thd
9	9706690		13 NUT Hex, M8, 1.25mm Pitch, 6.80mm High, Cl 8, ZND
10	140048		2 BELLEVILLE WASHER M16
11	825-1416		2 NUT M16, Cl 8
12	359211		1 BOLT Hex, M16 x 2 x 150mm, Cl 8.8, Full Thd
13	216698		2 HAIR PIN COTTER Int, 5/16" x 1.75" x 0.125"
14	87282356		AR CONNECTING LINK Incl S-Pin
14	87610182		AR PIN S
15	86999835		AR RIVET
16	86575773		AR LINK CHAIN Roller
17	86995345		6 CHAIN LINK
18	87281918		AR CHAIN LINK Blade Attachment
19	87281909		AR LINK CHAIN Attachment
20	23442R1		AR PIN S - For Ref 17 - NOT SHOWN
21	43127		6 BOLT Hex, M8 x 1.25 x 25mm, Cl 8.8, Full Thd
22	87678426		2 PIVOT ASSY.
23	43140		2 BOLT Hex, M10 x 30mm, Cl 8.8, Full Thd
24	140045		2 BELLEVILLE WASHER M10
25	140042		2 WASHER M10 x 34 x 3
			7230 8230 9230

GRAIN ELEVATOR TENSIONER & CHAIN



80.101.AP

01

p2

10/201
3

GRAIN ELEVATOR TENSIONER & CHAIN

REF FN PART NUMBER

YR/SN

QTY DESCRIPTION

26

87717729

1 OFFSET LINK Link offset. Not Shown

7230 8230 9230

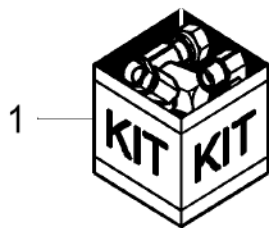
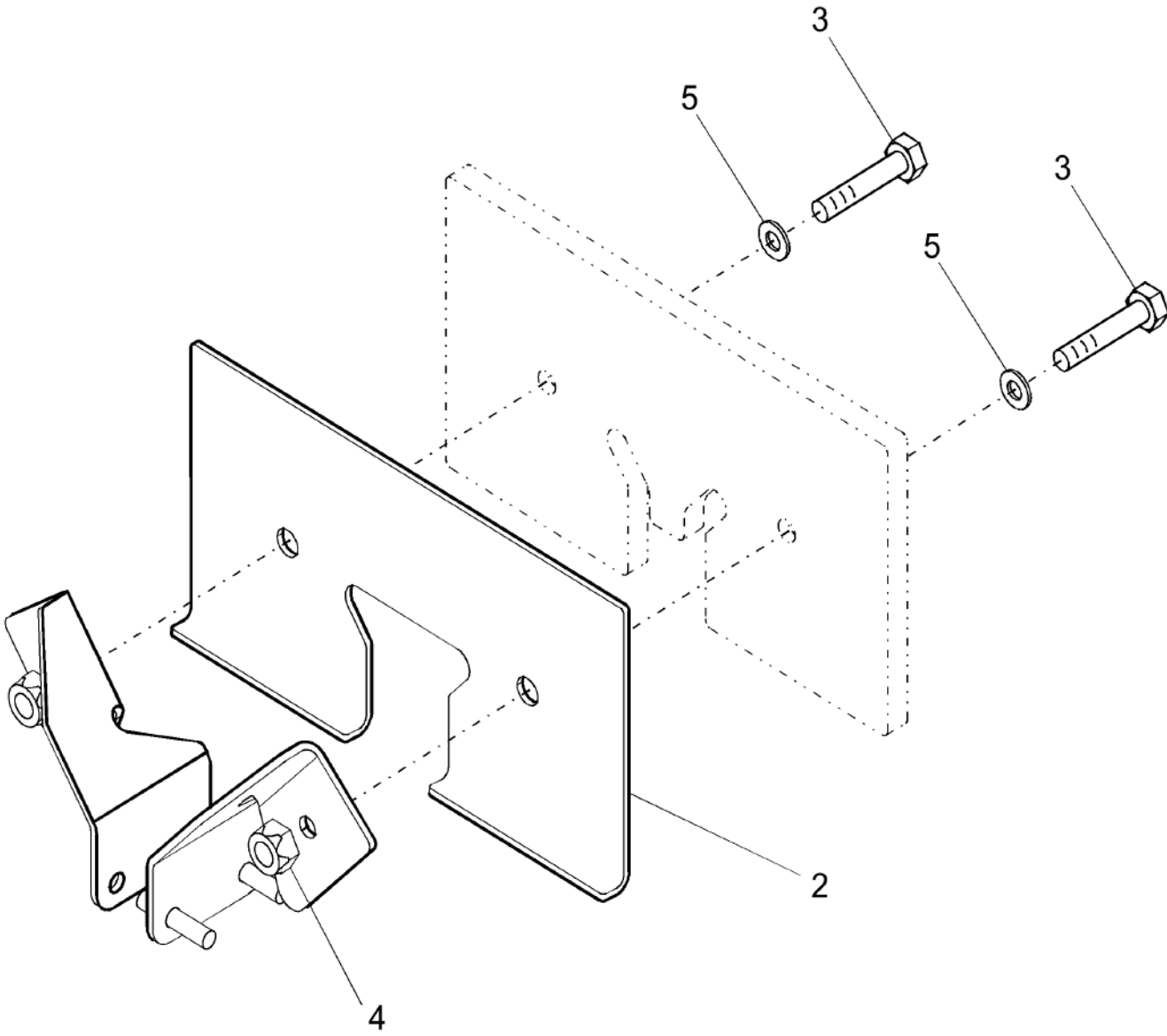
80.101.AP

02

p1

10/201
3

SCRAPER BLADES - ELEVATOR CHAIN



80.101.AP

02

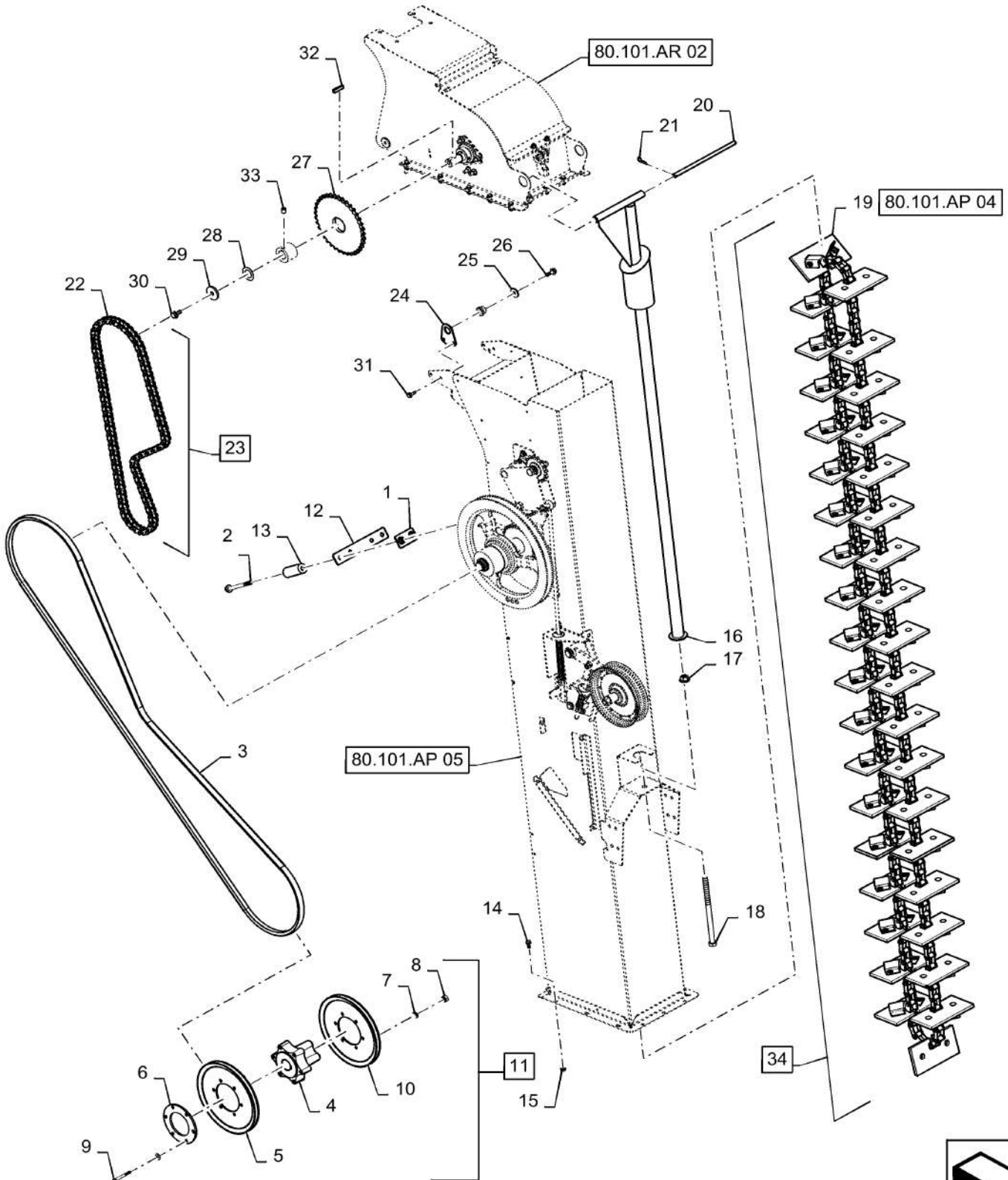
p1

10/201
3

SCRAPER BLADES - ELEVATOR CHAIN

REF FN	PART NUMBER	YR/SN	QTY DESCRIPTION
1	84083472		1 KIT Scraper Blades
2	87283161		2 BLADE Scraper
3	43128		4 BOLT Hex, M8 x 1.25 x 30.00mm, CI 8.8, ZND
4	86629542		4 NUT M8 x 1.25, CI 8
5	140041		4 WASHER M8 x 28 x 3
			7230 8230 9230

GRAIN ELEVATOR, SINGLE SPEED VAR. 722481



GRAIN ELEVATOR, SINGLE SPEED VAR. 722481

REF FN	PART NUMBER	YR/SN	QTY DESCRIPTION
1	47462062		2 PLATE Elevator Mounting
2	87742362		4 BOLT Hvy Hex Flg, M12 x 130mm, CI 10.9
3	86975809		1 V-BELT 0.88" W x 72.60" L Elevator Drive
4	84544453		1 HUB Elevator Drive Pulley
5	84128455		1 PULLEY ASSY. Outside
6	84252607		1 WASHER Retaining Ring
7	322358		12 BELLEVILLE WASHER M8
8	43362		6 NUT Hex, M8, CI 10, ZND
9	84042348		6 BOLT Hex, M8 x 1.25 x 70mm, CI 10.9
10	84533567		1 PULLEY Inside
11	84556993		1 PULLEY Complete, Incl 4 - 10
12	{47484338}		1 Elevator Mounting
13	{47579346}		4 Elevator Mounting
14	87656137		11 BOLT Hvy Hex, M8 x 20mm, CI 10.9
15	86507066		17 FLANGE NUT M8 x 1.25, Flg, CI 10
16	87284481		1 SUPPORT Elevator Head
17	86512498		2 FLANGE NUT M16 x 2, Flg, CI 10
18	359211		1 BOLT Hex, M16 x 2 x 150mm, CI 8.8, Full Thd
19	47429223		1 ELEVATOR CHAIN Clean Grain Elevator
20	84214452		1 GROOVED PIN 292mm Tapered
21	216698		2 HAIR PIN COTTER Int, 5/16" x 1.75" x 0.125"
22	87470737		1 CHAIN RC60, 103 Links
23	87470738		1 LINK RC60, Services 22
24	87678426		2 PIVOT ASSY. Support
25	140042		2 WASHER M10 x 34 x 3
26	87698837		2 BOLT Flange, M10 X 30mm Full Thread, 10.9
27	87748377		1 SPROCKET ASSY. 37 Tooth, Driven
28	87584813		8 WASHER M30 x 51 x 1 Thk
29	87023036		1 WASHER 1/2" x 2 x 1/4" Thk, HDN
			7230 8230 9230

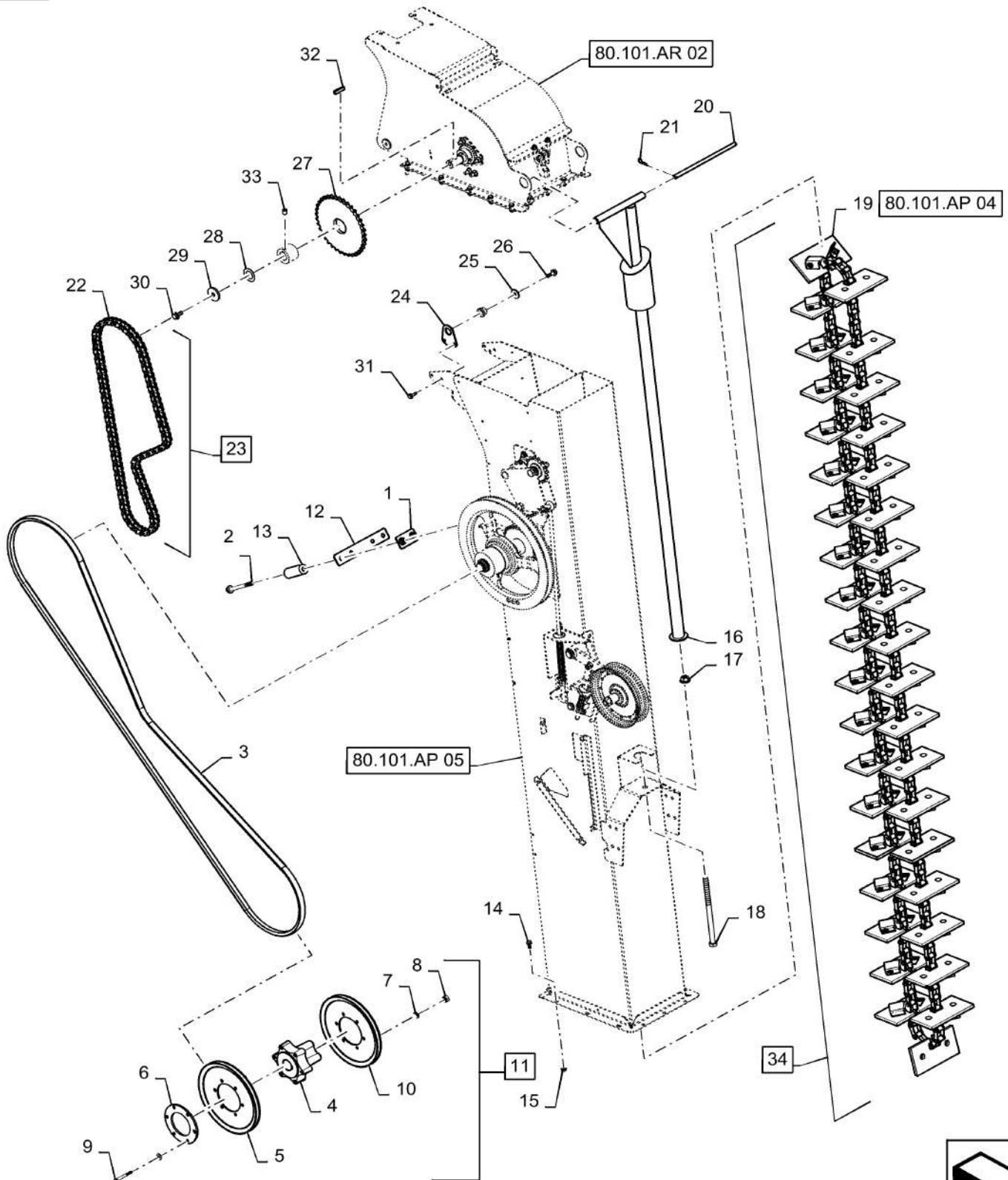
80.101.AP

03

p2

10/201
3

GRAIN ELEVATOR, SINGLE SPEED VAR. 722481



80.101.AP

03

p2

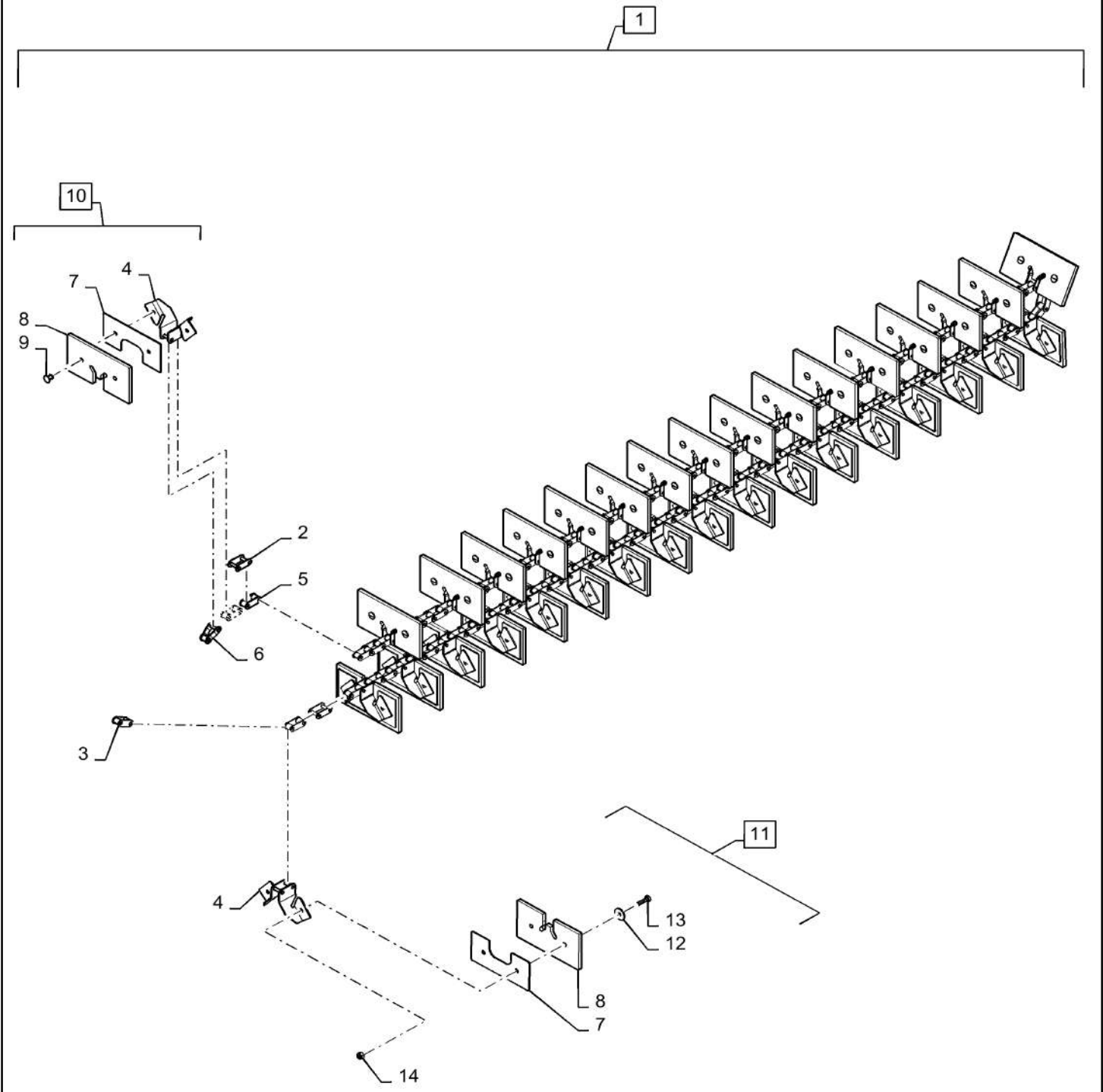
10/201
3

GRAIN ELEVATOR, SINGLE SPEED VAR. 722481

REF FN	PART NUMBER	YR/SN	QTY DESCRIPTION
30	87343550		1 BOLT Flange, M12 X 25mm Full Thread, 10.9
31	87698833		6 BOLT Hvy Hex Flg, M8 x 25mm, CI 10.9, Full Thd
32	87283679		1 KEY M8 x 10 x 41
33	380530		1 SET SCREW Hex Soc, M8 x 10, Cup Pt
34	87282356		1 CONNECTING LINK 550, Services 19

7230 8230 9230

CHAIN, CLEAN GRAIN ELEVATOR



80.101.AP

04

p1

10/201
3**CHAIN, CLEAN GRAIN ELEVATOR**

REF FN	PART NUMBER	YR/SN	QTY DESCRIPTION
1	47429223		1 ELEVATOR CHAIN Complete, Incl 2 - 14
2	87282356		1 CONNECTING LINK Services 1
3	86995346		72 CHAIN 550 Link
4	NSS		35 NOT SERVICED SEPARATELY Link, Order 10
5	86995348		32 CHAIN Rivited Link 550HD
6	87717729		1 OFFSET LINK 550HD
7	NSS		35 NOT SERVICED SEPARATELY Mounting Plate, Order 10
8	NSS		35 NOT SERVICED SEPARATELY Paddle, Order 10
9	NSS		70 NOT SERVICED SEPARATELY Rivet, Order 10
10	47429227		AR ELEVATOR CHAIN Incl 3,4,7 - 9
11	47429241		AR PADDLE Incl 7,8, 12 - 14
12	140042		2 WASHER M10 x 34 x 3
13	43140		2 BOLT Hex, M10 x 30mm, Cl 8.8, Full Thd
14	100037		2 NUT M10 x 1.5, Cl 8, Prev Torque

7230 8230 9230

80.101.AP

05

p1

10/201
3

CLEAN GRAIN ELEVATOR, HOUSING

ART

NOT

AVAILABLE

CLEAN GRAIN ELEVATOR, HOUSING

REF FN	PART NUMBER	YR/SN	QTY DESCRIPTION
1	{47592275}		1 Clean Grain Elevator W/ Decal (Var. 722481,425241)
1	{47592272}		1 Clean Grain Elevator W/Decal (Var. 425363)
2	84414985		4 FLANGED BEARING Triangle Shape
3	87605592		1 CYLINDRICAL ROLLER BEARING 35 mm ID x 72 mm OD x 37.6 mm
4	87605590		1 BEARING ASSY 35 mm ID x 72 mm OD x 51.2 mm
5	87283680		1 SHAFT Idler
6	84128631		1 PULLEY ASSY. Single Speed (Var. 722481)
6	86976480		1 PULLEY Two Speed (Var. 425241, 425363)
7	87527860		1 CLUTCH ASSEMBLY Speed Slip
8	851000		2 SNAP RING 1.276"
9	87108857		1 MOUNTING PLATE Idler Pulley
10	84155077		1 ARM Idler
11	86999557		1 ADJUSTMENT ROD Idler Adjustment
12	87719433		1 DECAL Adjustment
13	84334697		3 BUSHING Upper Idler
14	682452		2 FLANGED BEARING Spherical Retaining
15	87550645		1 SUPPORT ASSY. Double Idler
16	47376938		1 SPROCKET ASSY. 24 Tooth Drive
17	87283679		2 KEY M8 x 10 x 41
18	86560521		2 PIVOT Poly
19	84073601		1 INDICATOR Tension
20	681902		1 SPRING Compression
21	378245		2 WASHER M13 x 28 x 2 Thk
22	9706685		4 NUT M12, CI 8
23	322362		1 CARRIAGE BOLT Short NK, M16 x 100, CI8.8
24	370002		1 CIRCLIP M25, Ext
25	140103		2 WASHER M26 x 38 x 1 Thk

7230 8230 9230

CLEAN GRAIN ELEVATOR, HOUSING

ART

NOT

AVAILABLE

CLEAN GRAIN ELEVATOR, HOUSING

REF FN	PART NUMBER	YR/SN	QTY DESCRIPTION
26	100037		1 NUT M10 x 1.5, CI 8, Prev Torque
27	9706704		1 BOLT Hex, M10 x 1.5 x 35mm, CI 8.8, Full Thd
28	86624167		AR WASHER 1 1/64" x 1 3/4" x .033"
29	87731456		1 SPROCKET 17 Tooth
30	120041		6 CARRIAGE BOLT Short NK, M10 x 20, CI8.8, Full Thd
31	140045		6 BELLEVILLE WASHER M10
32	100016		6 NUT M10, CI 8
33	9515820		1 COTTER PIN M6.3 x 40
34	87550634		1 PLATE ASSY. Side Adjustment
35	86553833		1 SCREW Flat , M12 x 1.75 x 50mm, CI 10.9
36	380530		2 SET SCREW Hex Soc, M8 x 10, Cup Pt
37	378246		14 WASHER M16
38	140048		3 BELLEVILLE WASHER M16
39	120092		2 BOLT Hex, M16 x 70, 8.8
40	100020		4 NUT M16, CI 8
41	140046		4 BELLEVILLE WASHER Belleville, M12
42	300388		4 BOLT Hex, M12 x 25mm, CI 8.8
43	86588003		1 IDLER Wheel
44	86511326		3 WASHER M16 x 30 x 3
45	86975913		1 SPACER 33mm Long
46	87284462		1 THRUST WASHER 50mm OD
47	87280749		23 WASHER 47mm OD
48	322358		10 BELLEVILLE WASHER M8
49	43129		6 BOLT Hex, M8 x 1.25 x 40mm, CI 8.8
50	130004		1 COTTER PIN M3.2 x 25
51	87283101		3 SPROCKET 15 Tooth Driven
52	120047		1 CARRIAGE BOLT Short NK, M16 x 70, CI8.8
53	87108864		1 EYEBOLT M12
54	87719434		1 COIL SPRING Compression
55	86590413		4 BASE Wire Tie
			7230 8230 9230

80.101.AP

05

p3

10/201
3

CLEAN GRAIN ELEVATOR, HOUSING

ART

NOT

AVAILABLE

80.101.AP

05

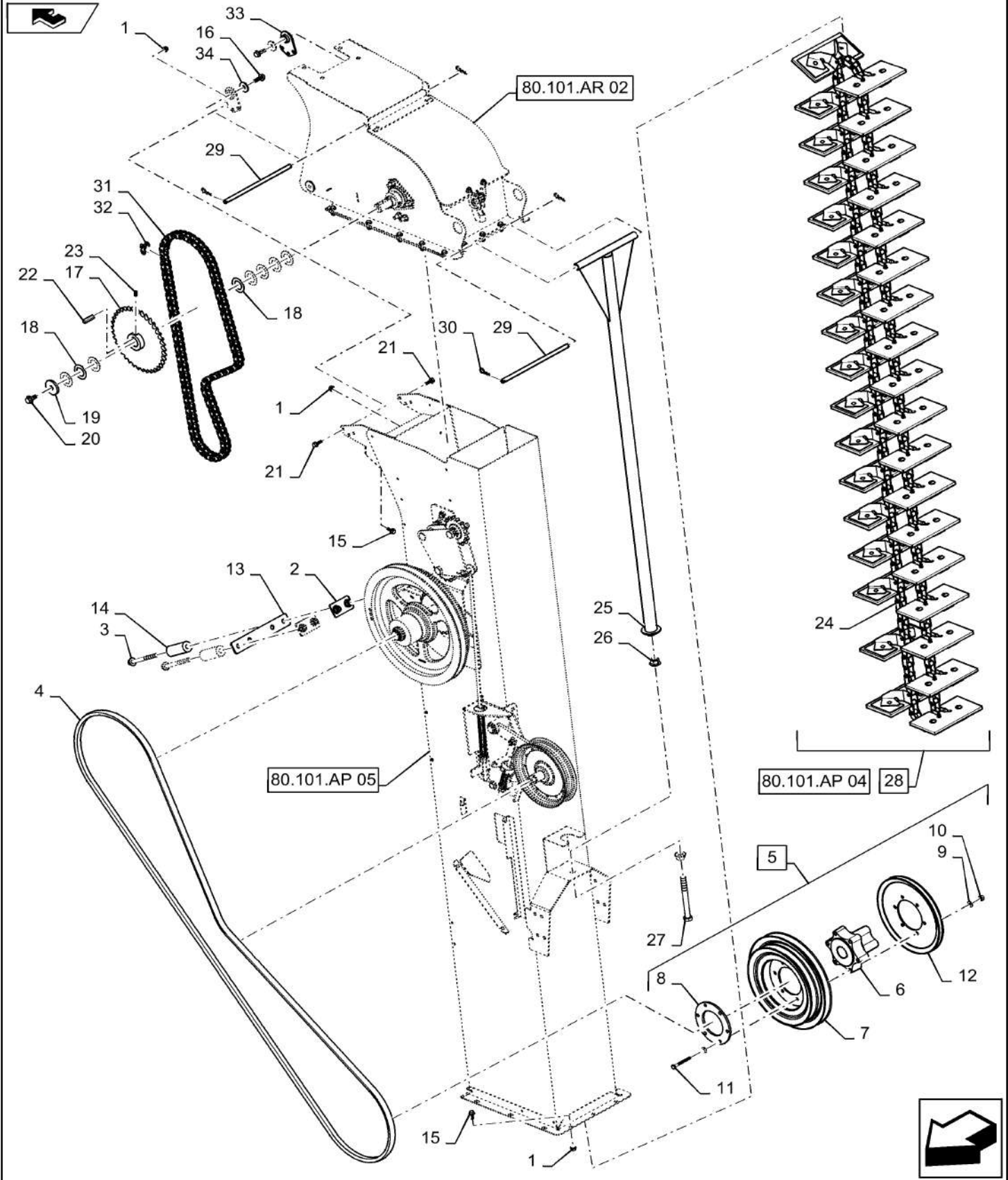
p3

10/201
3

CLEAN GRAIN ELEVATOR, HOUSING

REF FN	PART NUMBER	YR/SN	QTY DESCRIPTION
56	445394		4 RIVET Pop, M4.8 x 12.7
57	43127		4 BOLT Hex, M8 x 1.25 x 25mm, Cl 8.8, Full Thd
58	393062		14 WASHER M17 x 45 x 0.9 Thk
59	87036419		1 SPACER 1" Pipe x 3/4"
60	84018348		1 CLEVIS PIN M12 x 60
61	140018		1 WASHER M12 x 24 x 2.5
			7230 8230 9230

GRAIN ELEVATOR, DUAL SPEED VAR. 425241



GRAIN ELEVATOR, DUAL SPEED VAR. 425241

REF FN	PART NUMBER	YR/SN	QTY DESCRIPTION
1	86507066		17 FLANGE NUT M8 x 1.25, Flg, CI 10
2	47462062		2 PLATE Elevator Mounting
3	87742362		4 BOLT Hvy Hex Flg, M12 x 130mm, CI 10.9
4	86975809		1 V-BELT 0.88" W x 72.60" L Clean Grain Elevator Drive
5	84556994		1 PULLEY 2 Speed Driver, Incl 6 - 12
6	84544453		1 HUB Driving
7	86999007		1 PULLEY Outer
8	84252607		1 WASHER Retaining Ring
9	322358		12 BELLEVILLE WASHER M8
10	43362		6 NUT Hex, M8, CI 10, ZND
11	84042348		6 BOLT Hex, M8 x 1.25 x 70mm, CI 10.9
12	84533567		1 PULLEY Inner
13	{47484338}		1 Elevator Mounting
14	{47579346}		4 Elevator Mounting
15	87656137		2 BOLT Hvy Hex, M8 x 20mm, CI 10.9
16	87698837		2 BOLT Flange, M10 X 30mm Full Thread, 10.9
17	87748377		1 SPROCKET ASSY. 37 Tooth Driven
18	87584813		8 WASHER M30 x 51 x 1 Thk
19	87023036		1 WASHER 1/2" x 2 x 1/4" Thk, HDN
20	{87353550}		1 M12 X 25mm Full Thread, 10.9
21	87698833		6 BOLT Hvy Hex Flg, M8 x 25mm, CI 10.9, Full Thd
22	87283679		1 KEY M8 x 10 x 41
23	380530		1 SET SCREW Hex Soc, M8 x 10, Cup Pt
24	87282356		1 CONNECTING LINK 550 Chain, Services
25	87284481		1 SUPPORT Elevator Head
26	86512498		2 FLANGE NUT M16 x 2, Flg, CI 10
27	359211		1 BOLT Hex, M16 x 2 x 150mm, CI 8.8, Full Thd
28	47429223		1 ELEVATOR CHAIN Clean Grain Elevator, Incl 24
			7230 8230 9230

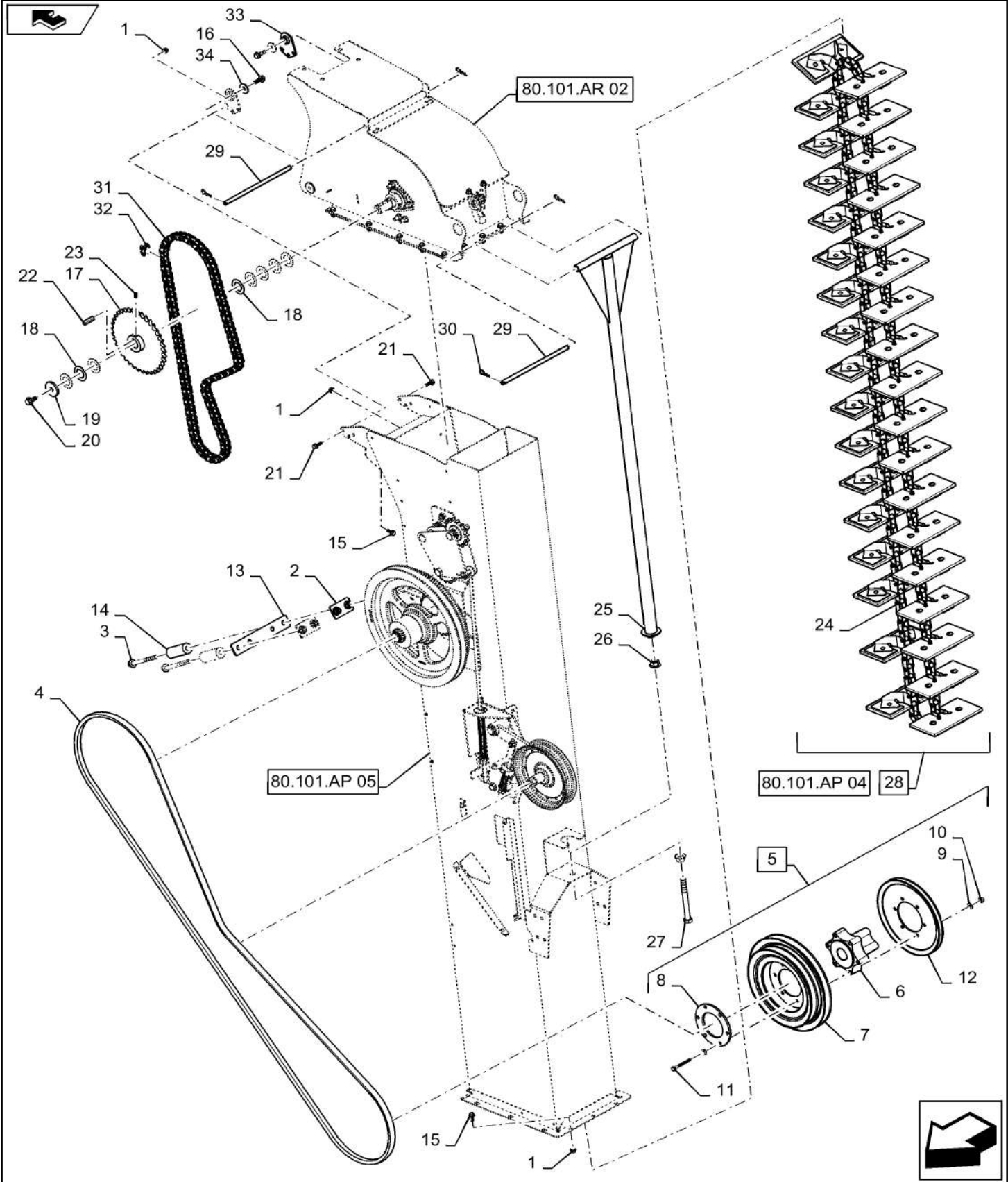
80.101.AP

06

p2

10/201
3

GRAIN ELEVATOR, DUAL SPEED VAR. 425241



80.101.AP

06

p2

10/201
3

GRAIN ELEVATOR, DUAL SPEED VAR. 425241

REF FN	PART NUMBER	YR/SN	QTY DESCRIPTION
29	84214452		1 GROOVED PIN Tapered, 292mm Long
30	216698		2 HAIR PIN COTTER Int, 5/16" x 1.75" x 0.125"
31	87470737		1 CHAIN RC60, 104 Links
32	87470738		1 LINK Connecting, Services 31
33	87678426		2 PIVOT ASSY. Elevator
34	140042		2 WASHER M10 x 34 x 3

7230 8230 9230

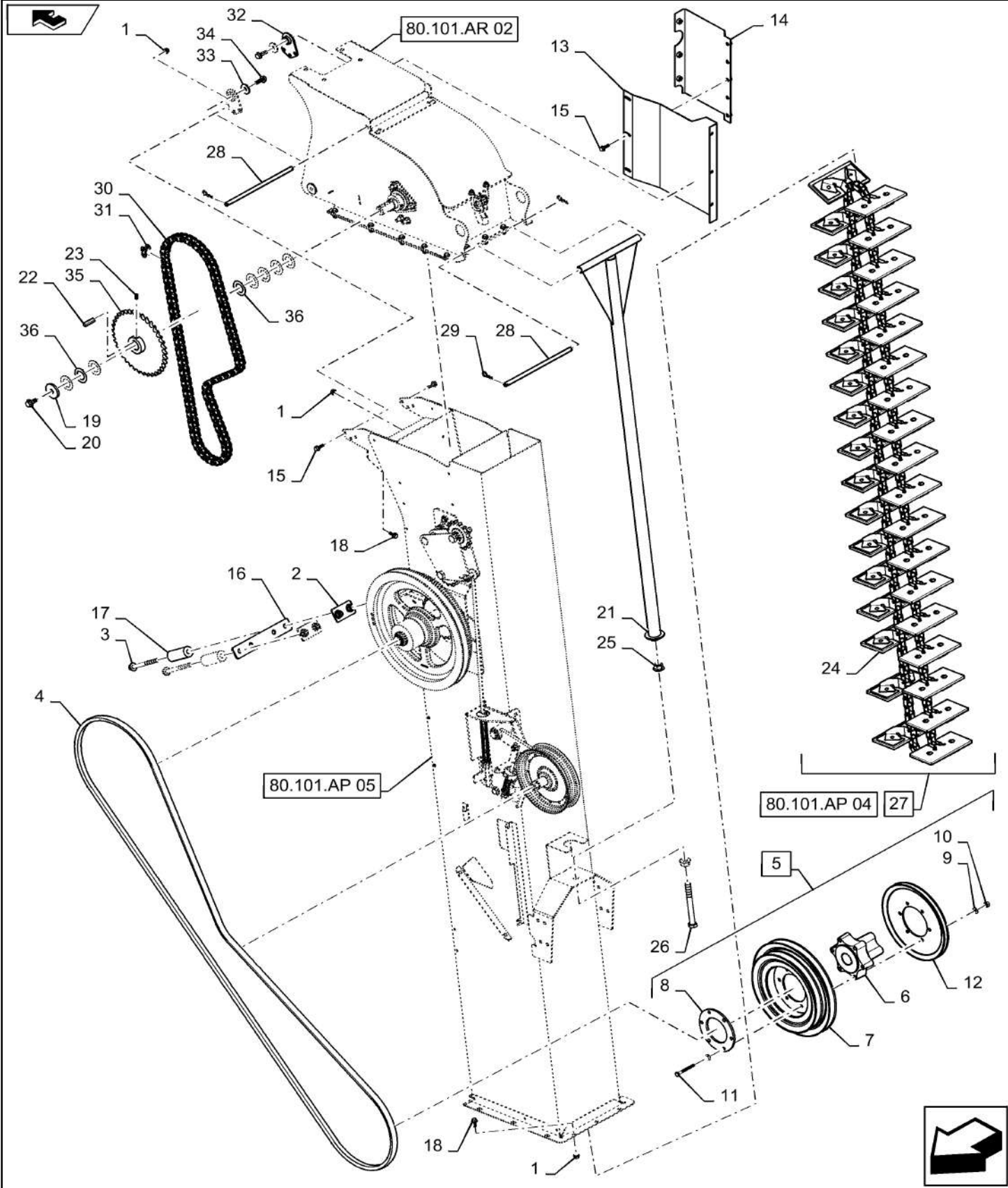
80.101.AP

07

p1

10/201
3

GRAIN ELEVATOR, DUAL SPEED, VAR. 426363



GRAIN ELEVATOR, DUAL SPEED, VAR. 426363

REF FN	PART NUMBER	YR/SN	QTY DESCRIPTION
1	86507066		17 FLANGE NUT M8 x 1.25, Flg, CI 10
2	47462062		2 PLATE Elevator Mounting
3	87742362		4 BOLT Hvy Hex Flg, M12 x 130mm, CI 10.9
4	86975809		1 V-BELT 0.88" W x 72.60" L Clean Grain Elevator Drive
5	84556994		1 PULLEY Driver, Two Speed, Incl 6 - 12
6	84544453		1 HUB Driving
7	86999007		1 PULLEY Outer
8	84252607		1 WASHER Retaining Ring
9	322358		12 BELLEVILLE WASHER M8
10	43362		6 NUT Hex, M8, CI 10, ZND
11	84042348		6 BOLT Hex, M8 x 1.25 x 70mm, CI 10.9
12	84533567		1 PULLEY Inner
13	87645802		1 PLATE Deflection
14	87645805		1 PLATE Deflection
15	87698833		12 BOLT Hvy Hex Flg, M8 x 25mm, CI 10.9, Full Thd
16	{47484338}		1 Elevator Mounting
17	{47579346}		4 Elevator Mounting
18	87656137		11 BOLT Hvy Hex, M8 x 20mm, CI 10.9
19	87023036		1 WASHER 1/2" x 2 x 1/4" Thk, HDN
20	87343550		1 BOLT Flange, M12 X 25mm Full Thread, 10.9
21	87284481		1 SUPPORT Elevator
22	87283679		1 KEY M8 x 10 x 41
23	380530		1 SET SCREW Hex Soc, M8 x 10, Cup Pt
24	87282356		1 CONNECTING LINK Services 27
25	86512498		2 FLANGE NUT M16 x 2, Flg, CI 10
26	359211		1 BOLT Hex, M16 x 2 x 150mm, CI 8.8, Full Thd
27	47429223		1 ELEVATOR CHAIN Clean Grain Elevator, Incl 24
			7230 8230 9230

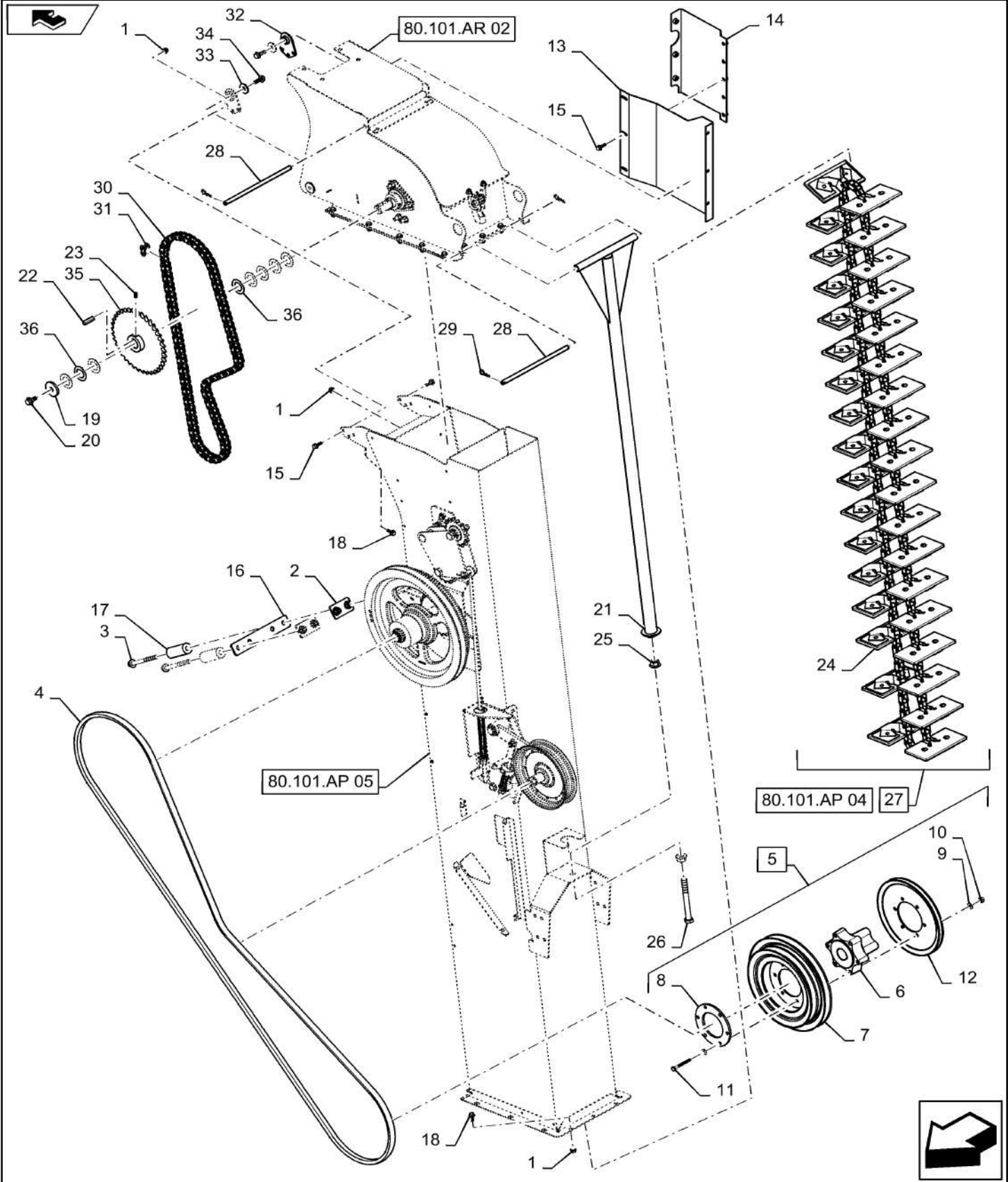
80.101.AP

07

p2

10/201
3

GRAIN ELEVATOR, DUAL SPEED, VAR. 426363



80.101.AP

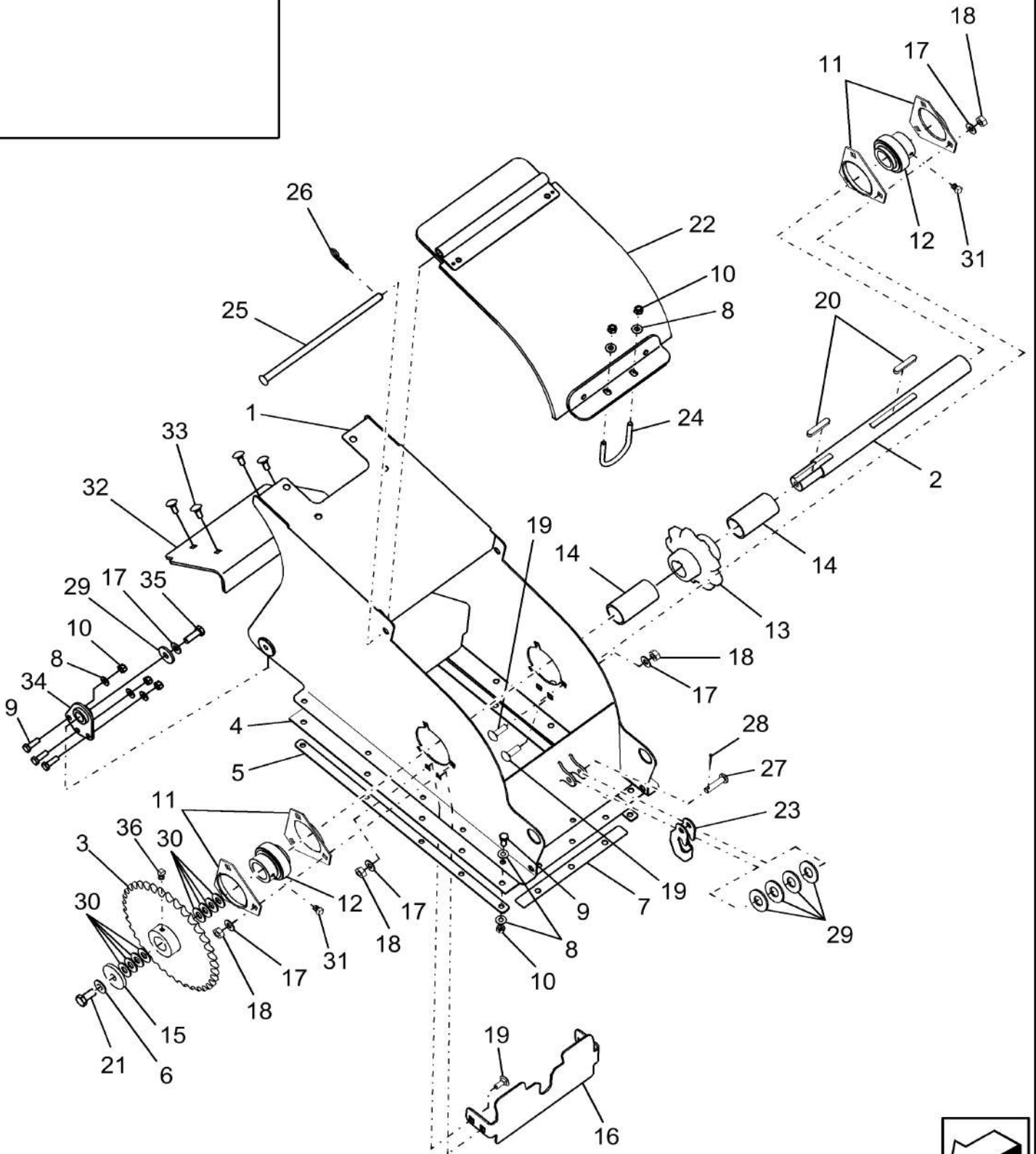
07

p2

10/201
3**GRAIN ELEVATOR, DUAL SPEED, VAR. 426363**

REF FN	PART NUMBER	YR/SN	QTY DESCRIPTION
28	84214452		1 GROOVED PIN Tapered, 292mm Long
29	216698		2 HAIR PIN COTTER Int, 5/16" x 1.75" x 0.125"
30	87470737		1 CHAIN RC60, 104 Links
31	87470738		1 LINK Connector, Services 30
32	87678426		2 PIVOT ASSY. Elevator
33	140042		2 WASHER M10 x 34 x 3
34	87698837		2 BOLT Flange, M10 X 30mm Full Thread, 10.9
35	87748377		1 SPROCKET ASSY. 37 Tooth, Driven
36	87584813		8 WASHER M30 x 51 x 1 Thk
			7230 8230 9230

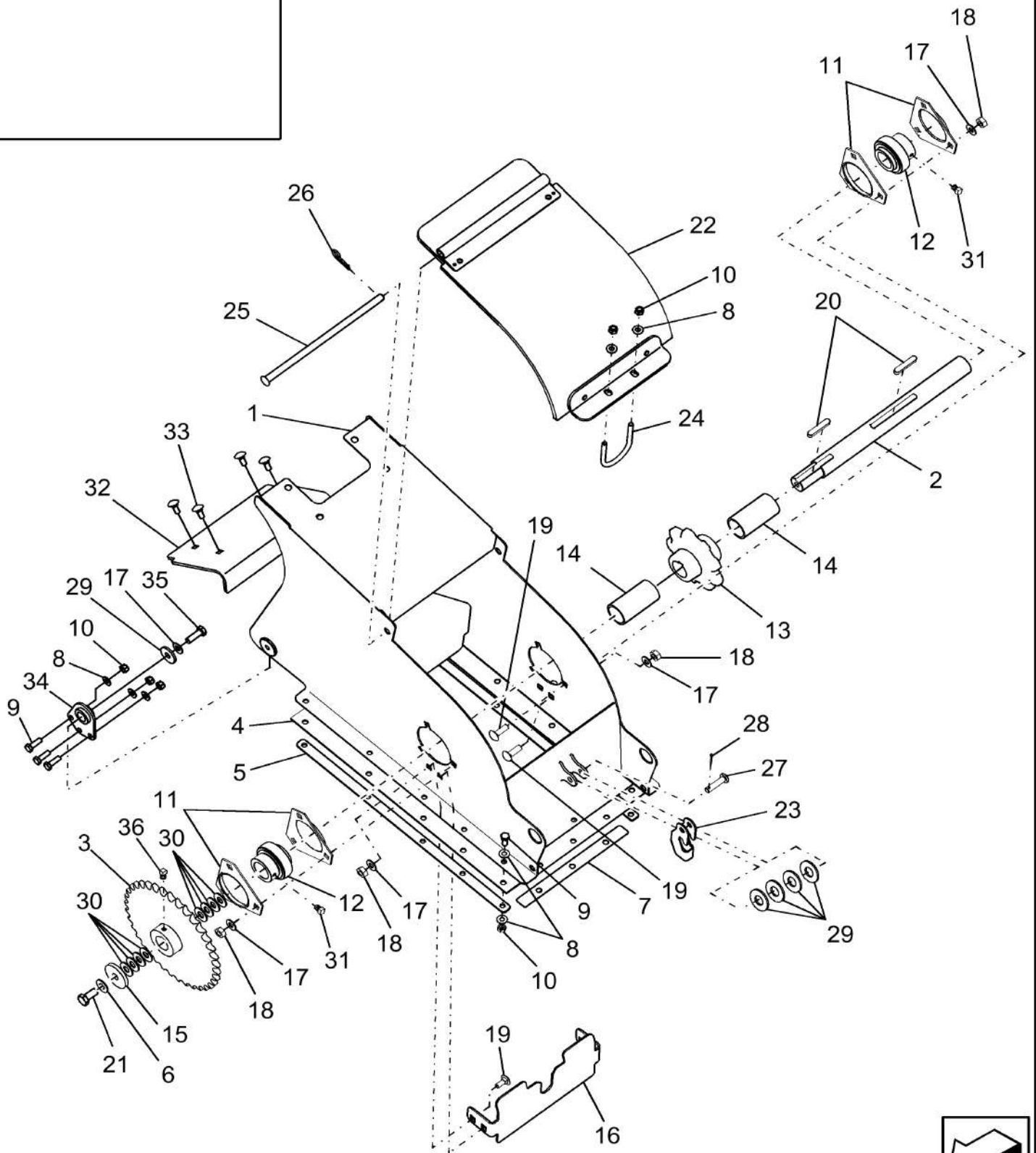
ELEVATOR HEAD



ELEVATOR HEAD

REF FN	PART NUMBER	YR/SN	QTY DESCRIPTION
1	87584809		1 FRAME
1	87733833		1 FRAME Extended Wear
2	86998178		1 SHAFT
3	87748377		1 SPROCKET ASSY. Driven
4	87283706		1 SEAL
5	86998906		2 PLATE
6	140046		1 BELLEVILLE WASHER Belleville, M12
7	86998908		1 PLATE
8	322358		AR BELLEVILLE WASHER M8 28 (Std Wear), 32 (Ext Wear)
9	43127		19 BOLT Hex, M8 x 1.25 x 25mm, CI 8.8, Full Thd
10	86629542		AR NUT M8 x 1.25, CI 8 15 (Std Wear), 19 (Ext Wear)
11	86620026		4 FLANGED BEARING
12	87605590		2 BEARING ASSY 35 mm ID x 72 mm OD x 51.2 mm & Locking Collar
13	87283438		1 SPROCKET Drive
14	86998922		2 SPACER 36.45 mm ID x 42.92 mm OD x 83 mm L Spacer, Elevator Head
15	87023036		1 WASHER 1/2" x 2 x 1/4" Thk, HDN
16	86998886		1 PLATE Strip-off
17	140045		12 BELLEVILLE WASHER M10
18	100016		10 NUT M10, CI 8
19	86512446		10 CARRIAGE BOLT Sht Nk, M10 x 30mm, CI 8.8, Full Thd
20	170012		2 KEY M10 x 8 x 50, Par
21	300388		1 BOLT Hex, M12 x 25mm, CI 8.8
22	87109213		1 COVER Top
22	87733829		1 COVER ASSY Top; Extended Wear
23	86581559		1 HANDLE
24	84989315		1 U-BOLT M8
25	86998942		1 PIN
			7230 8230 9230

ELEVATOR HEAD



ELEVATOR HEAD

REF FN	PART NUMBER	YR/SN	QTY DESCRIPTION
25	84214452		1 GROOVED PIN MY10, Headless Pin, Use Ref 26, One on Each Side, Must Be Used with New Grain Covers
26	216698		2 HAIR PIN COTTER Int, 5/16" x 1.75" x 0.125"
27	9507095		1 CLEVIS PIN M10 x 40
28	280251		1 COTTER PIN 3/32" x 1"
29	140042		6 WASHER M10 x 34 x 3
30	87584813		8/AR WASHER M30 x 51 x 1 Thk
31	87016482		2 SET SCREW Hex Soc, M10 x 10, Cup Pt
32	87733824		1 WEAR PLATE Extended Wear
33	86512420		4 CARRIAGE BOLT Sq Nk, M8 x 20mm, Cl 8.8, Full Thd
34	87678426		2 PIVOT ASSY.
35	43140		2 BOLT Hex, M10 x 30mm, Cl 8.8, Full Thd
36	380530		1 SET SCREW Hex Soc, M8 x 10, Cup Pt
			7230 8230 9230

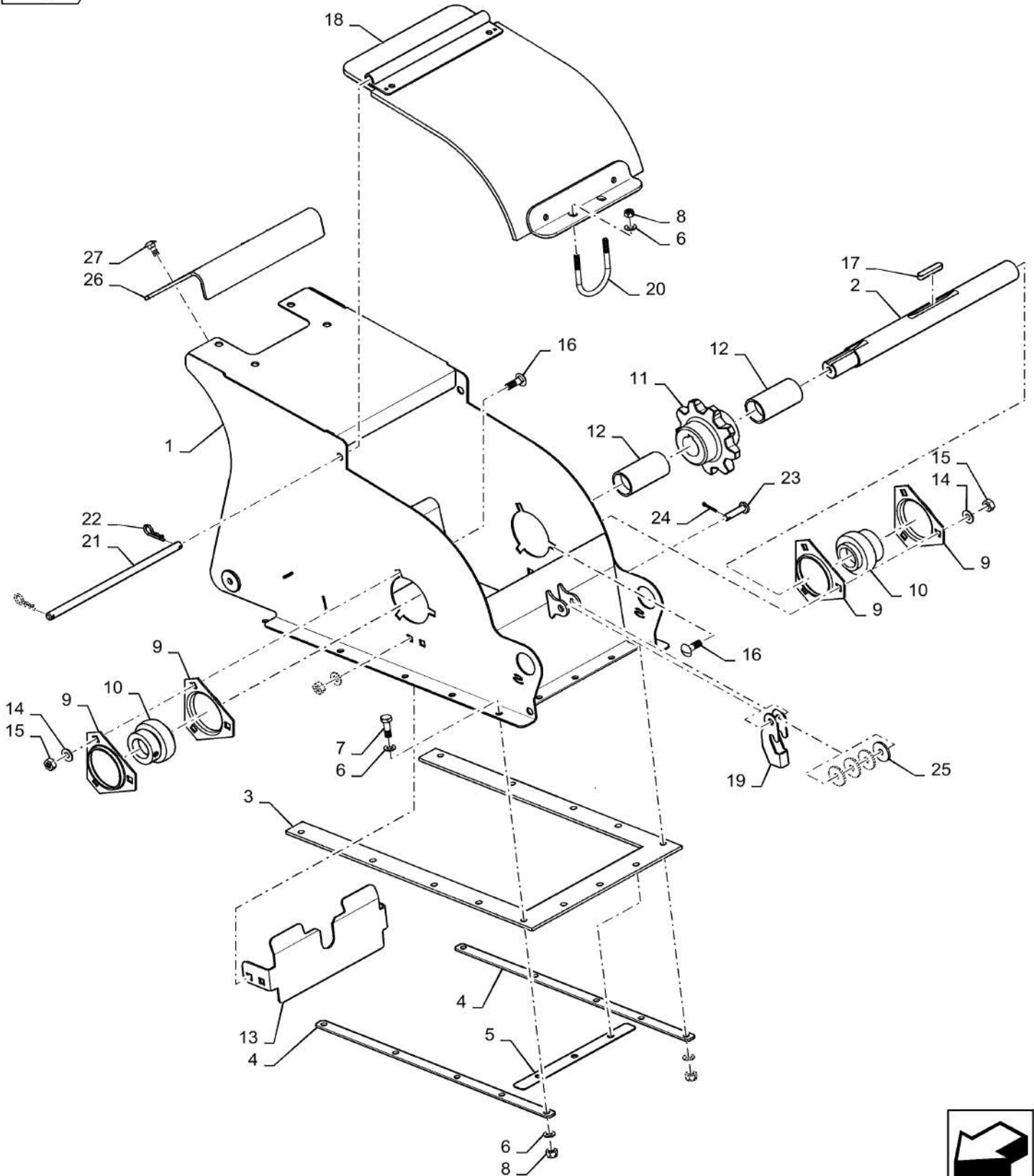
80.101.AR

02

p1

10/201
3

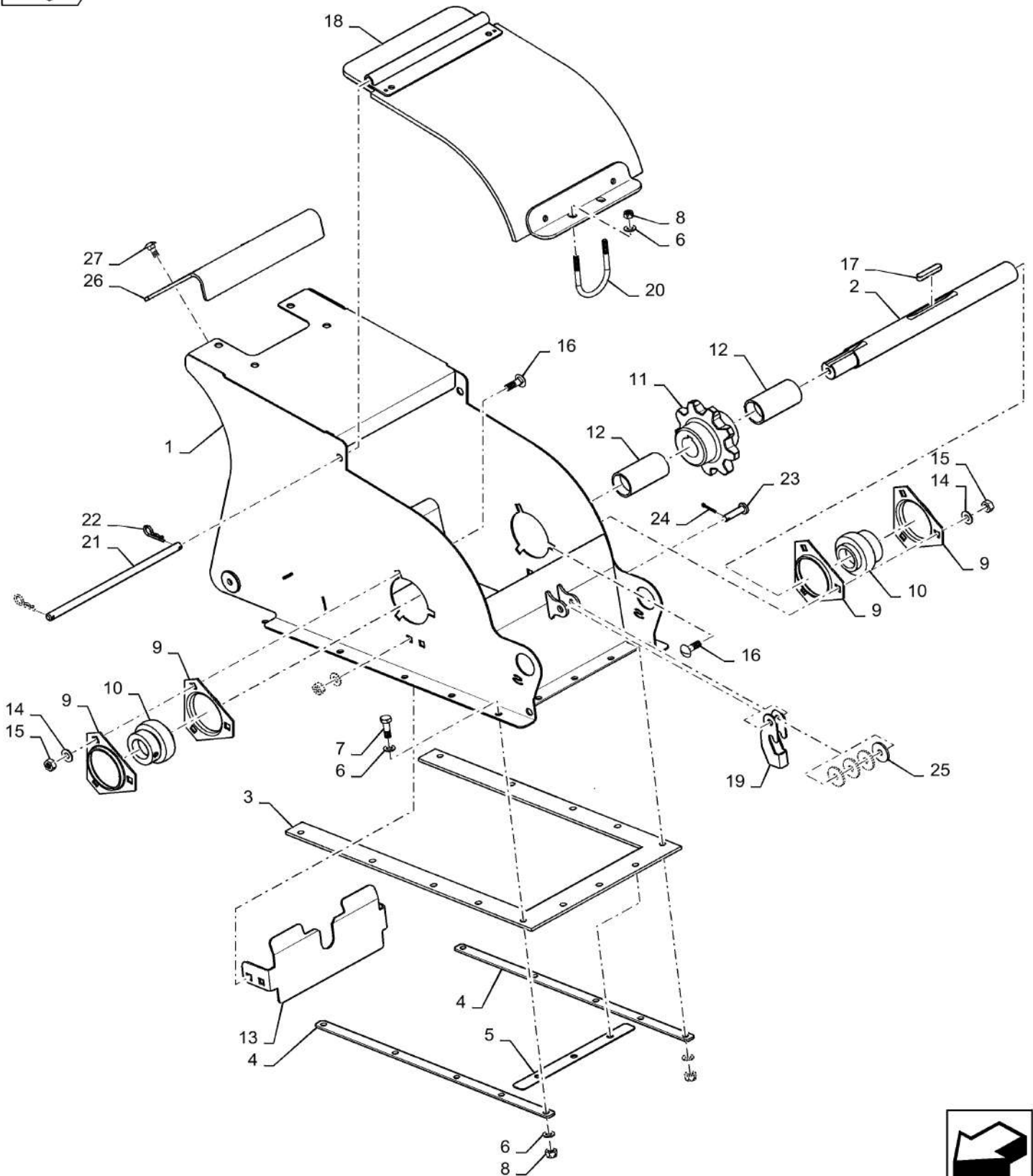
HEAD, ELEVATOR



HEAD, ELEVATOR

REF FN	PART NUMBER	YR/SN	QTY DESCRIPTION
1	87733833		1 FRAME Elevator Head, Red Face Coating (Var. 425363)
1	{47592604}		1 Elevator Head, Std
2	86998178		1 SHAFT Upper Drive
3	87283706		1 SEAL Head To Elevator Tube
4	86998906		2 PLATE Support
5	86998908		1 PLATE Support
6	322358		32 BELLEVILLE WASHER M8
7	43127		13 BOLT Hex, M8 x 1.25 x 25mm, CI 8.8, Full Thd
8	86629542		19 NUT M8 x 1.25, CI 8
9	84414985		4 FLANGED BEARING Triangle
10	87605590		2 BEARING ASSY 35 mm ID x 72 mm OD x 51.2 mm
11	87283438		1 SPROCKET 9 Tooth
12	86998922		2 SPACER 36.45 mm ID x 42.92 mm OD x 83 mm L
13	86998886		1 PLATE Stripper
14	140045		10 BELLEVILLE WASHER M10
15	100016		10 NUT M10, CI 8
16	86512446		10 CARRIAGE BOLT Sht Nk, M10 x 30mm, CI 8.8, Full Thd
17	170012		1 KEY M10 x 8 x 50, Par
18	87733829		1 COVER ASSY Extended Wear (Var. 425363)
18	87109213		1 COVER Std Wear
19	86581559		1 HANDLE Latch
20	84989315		1 U-BOLT M8
21	84214452		1 GROOVED PIN Tapered, 292mm Long
22	216698		2 HAIR PIN COTTER Int, 5/16" x 1.75" x 0.125"
23	9507095		1 CLEVIS PIN M10 x 40
24	280251		1 COTTER PIN 3/32" x 1"
25	140042		4 WASHER M10 x 34 x 3
			7230 8230 9230

HEAD, ELEVATOR



80.101.AR

02

p2

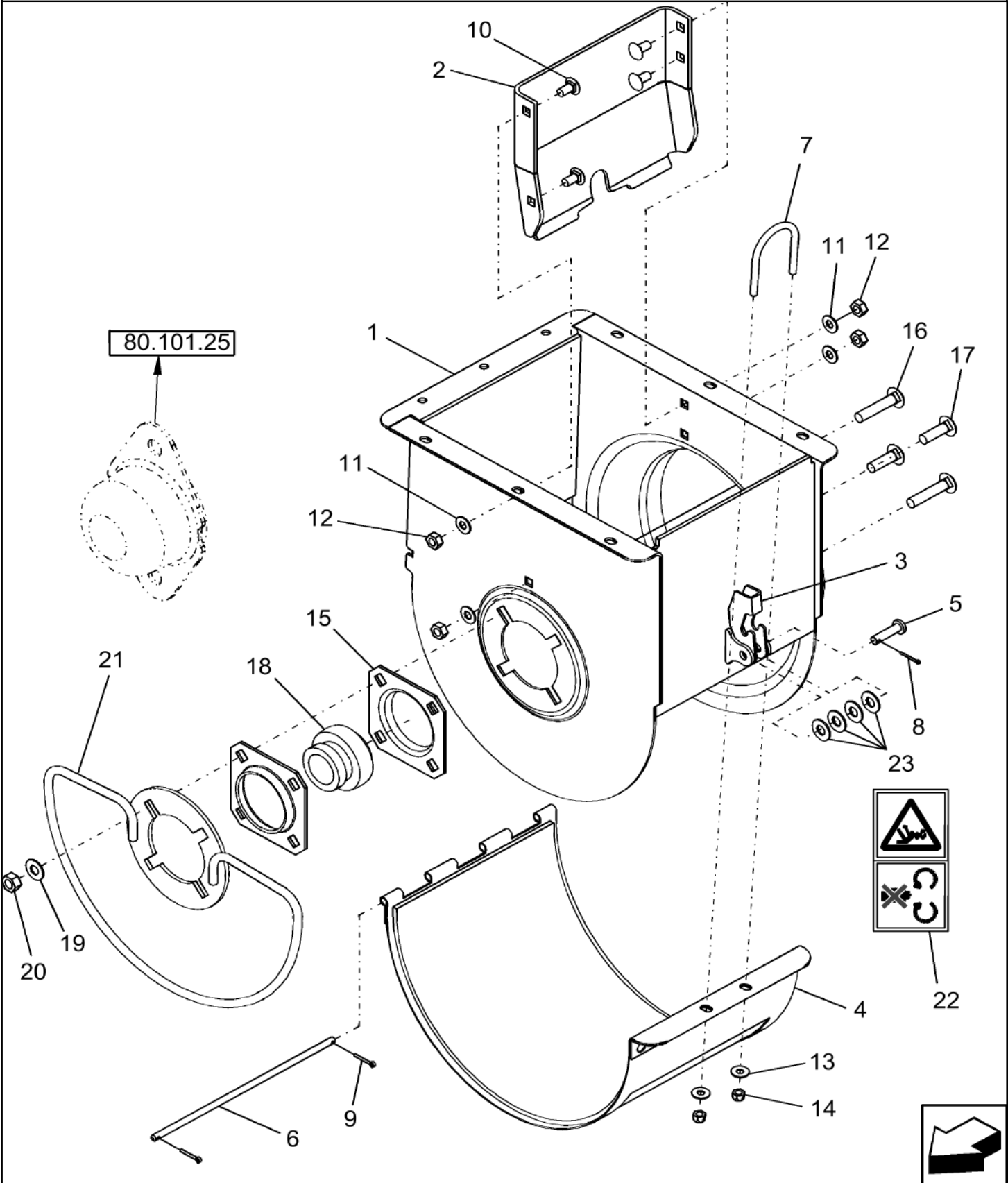
10/201
3

HEAD, ELEVATOR

REF FN	PART NUMBER	YR/SN	QTY DESCRIPTION
26	87733824		1 WEAR PLATE Used On Extended Wear Head (Var. 425363)
27	86512420		4 CARRIAGE BOLT Sq Nk, M8 x 20mm, Cl 8.8, Full Thd Used With 26 (Var. 425363)

7230 8230 9230

BOTTOM BOOT, CLEAN GRAIN ELEVATOR



BOTTOM BOOT, CLEAN GRAIN ELEVATOR

REF FN	PART NUMBER	YR/SN	QTY DESCRIPTION
1	84194821		1 BOOT with Decal, NA and LA
1	84194822		1 BOOT with Decal, EU Only
2	87282158		1 SUPPORT PLATE, Strip Off
3	86581559		1 HANDLE
4	84084680		1 COVER Perf Cover W/ Decal
4	87282183		1 DOOR Non- Perf
5	9507095		1 CLEVIS PIN M10 x 40
6	86998877		1 PIN
7	84989315		1 U-BOLT M8
8	280251		1 COTTER PIN 3/32" x 1"
9	80755		2 COTTER PIN 1/8" x 1" L
10	120041		4 CARRIAGE BOLT Short NK, M10 x 20, CI8.8, Full Thd
11	140045		4 BELLEVILLE WASHER M10
12	100016		4 NUT M10, CI 8
13	378243		2 WASHER M8
14	832-46408		2 NUT M8 x 1.25, CI 8
15	1307583C1		2 FLANGED BEARING Bearing
16	412097		2 CARRIAGE BOLT Short Square Neck, M12 x 1.75 x 60mm, Class 8.8
17	811-12040		2 CARRIAGE BOLT Sht Sq Nk, M12 x 1.75 x 40mm, CI 8.8
18	87605593		1 BEARING ASSY 40 mm ID x 80 mm OD x 56.3 mm
19	140046		4 BELLEVILLE WASHER Belleville, M12
20	9706685		4 NUT M12, CI 8
21	NS		1 NOT SERVICED GUARD - GERMANY Only
22	84004734		1 WARNING DECAL Do Not Open or Remove Safety Shields while Engine is Running
23	140042		4 WASHER M10 x 34 x 3

7230 8230 9230

CLEAN GRAIN ELEVATOR, BOOT, SENSOR, NARROW TRACK VERSION

ART

NOT

AVAILABLE

80.101.AR

04

p1

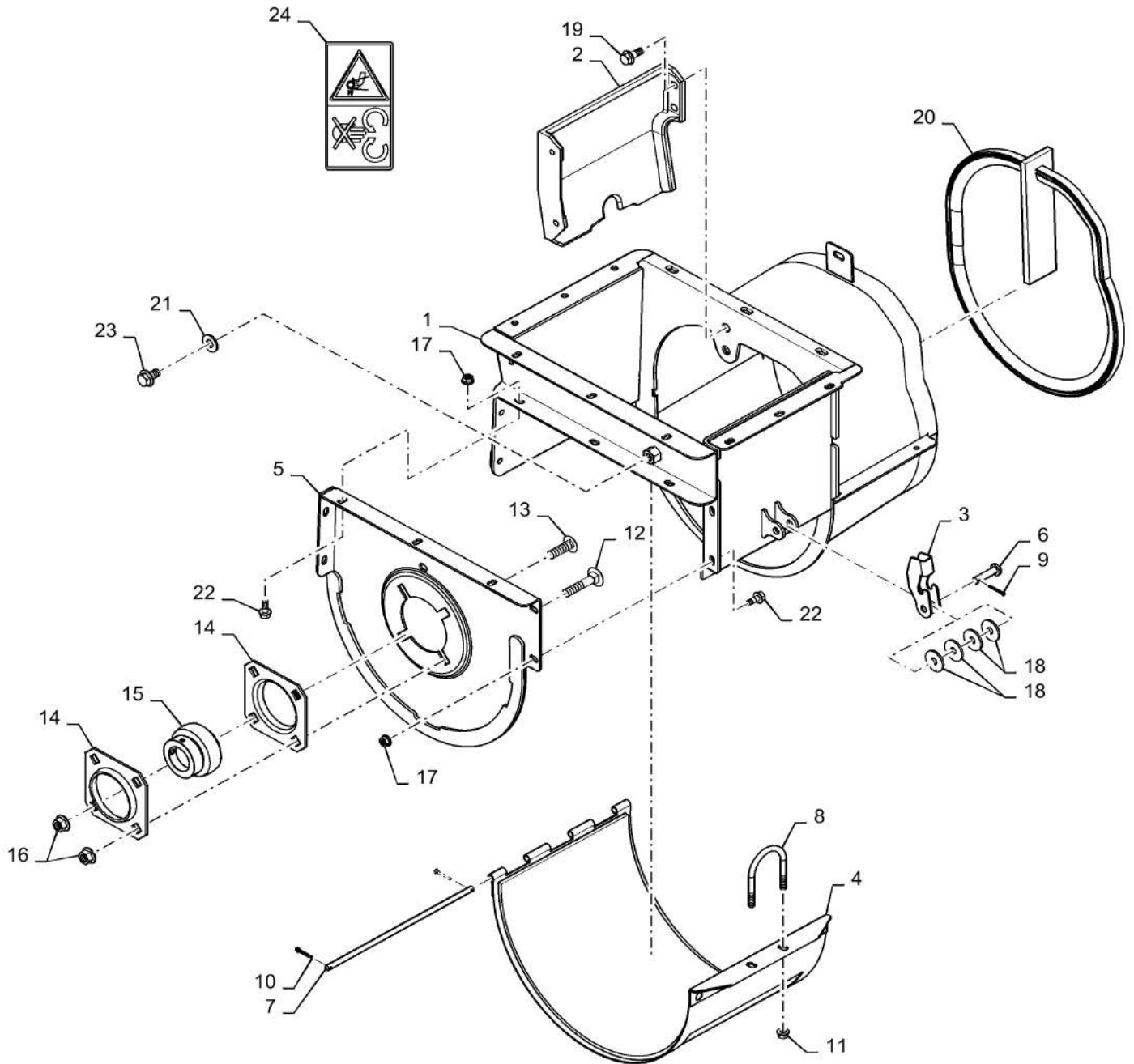
10/201
3

CLEAN GRAIN ELEVATOR, BOOT, SENSOR, NARROW TRACK VERSION

REF FN	PART NUMBER	YR/SN	QTY	DESCRIPTION
---------------	--------------------	--------------	------------	--------------------

				7230 8230 9230
--	--	--	--	----------------

BOOT, CLEAN GRAIN ELEVATOR



BOOT, CLEAN GRAIN ELEVATOR

REF FN	PART NUMBER	YR/SN	QTY DESCRIPTION
1	{47513518}		1 Clean Grain Elevator W/ Decal, Incl 24
2	47564898		1 BOOT Separator
3	86581559		1 HANDLE Latch
4	87282183		1 DOOR Bottom Boot
5	47557349		1 COVER ASSY Boot End
6	9507095		1 CLEVIS PIN M10 x 40
7	86998877		1 PIN Tapered, 294mm Long
8	84989315		1 U-BOLT M8
9	280251		1 COTTER PIN 3/32" x 1"
10	80755		2 COTTER PIN 1/8" x 1" L
11	87681210		2 FLANGE NUT Hex, M8, CI 10
12	120045		2 CARRIAGE BOLT Short NK, M12 x 60, CI 8.8
13	87698852		2 CARRIAGE BOLT Sq Nk, M12 x 40mm, CI 10.9, Full Thd
14	1307583C1		2 FLANGED BEARING Square 4 hole
15	87605593		1 BEARING ASSY 40 mm ID x 80 mm OD x 56.3 mm
16	86512497		4 FLANGE NUT M12 x 1.75, Flg, CI 10
17	86507066		7 FLANGE NUT M8 x 1.25, Flg, CI 10
18	140042		4 WASHER M10 x 34 x 3
19	87698836		4 BOLT Hvy Hex Flg, M10 x 25mm, CI 10.9, Full Thd
20	{47567427}		1 Elevator Boot
21	378245		1 WASHER M13 x 28 x 2 Thk
22	87656137		7 BOLT Hvy Hex, M8 x 20mm, CI 10.9
23	87698844		1 BOLT Hvy Hex Flg, M12 x 20mm, CI 10.9
24	84004734		1 WARNING DECAL Caution

7230 8230 9230

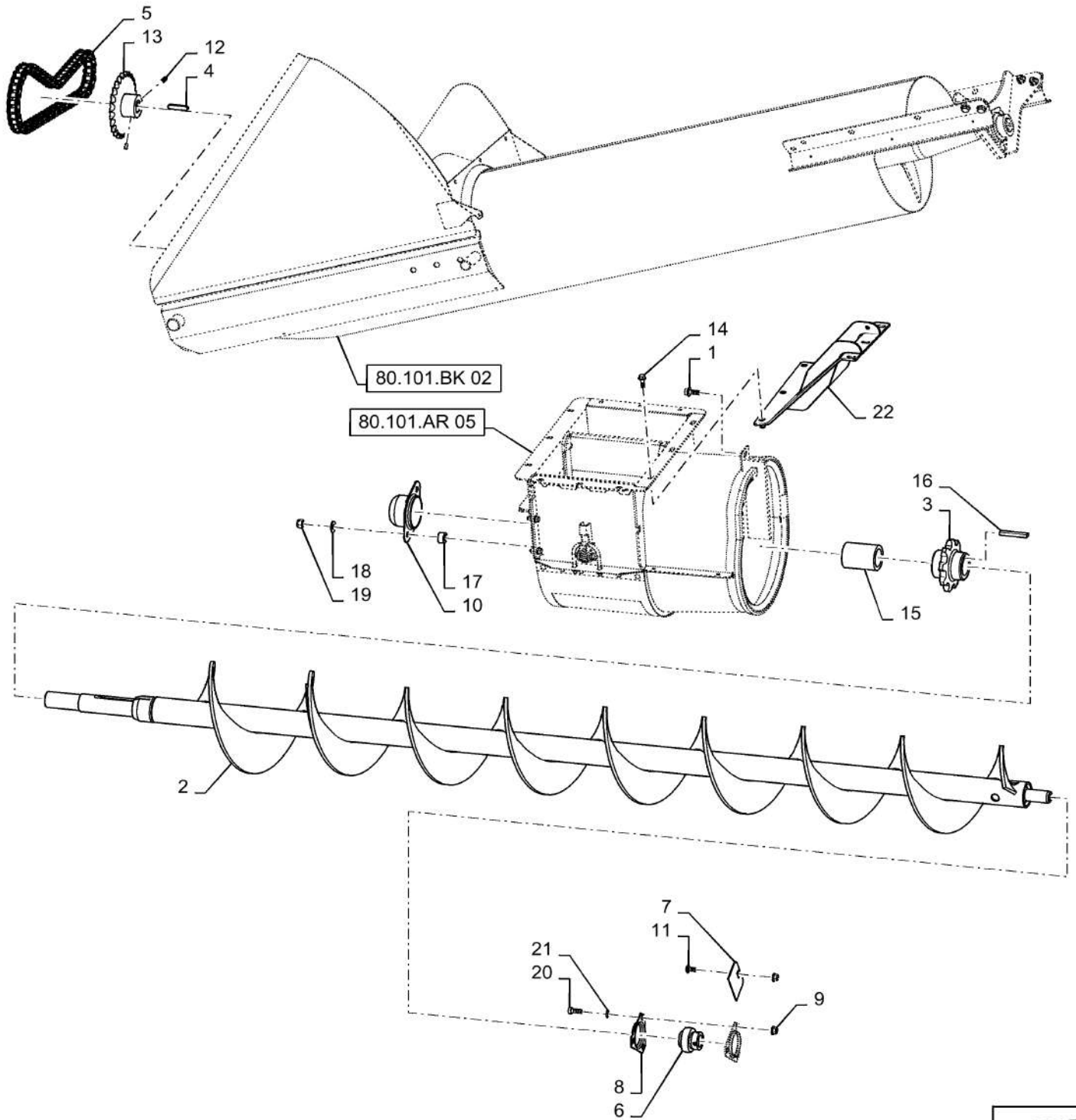
80.101.BI

01

p1

10/201
3

AUGER ASSY, CLEAN GRAIN ELEVATOR, STANDARD



80.101.BI

01

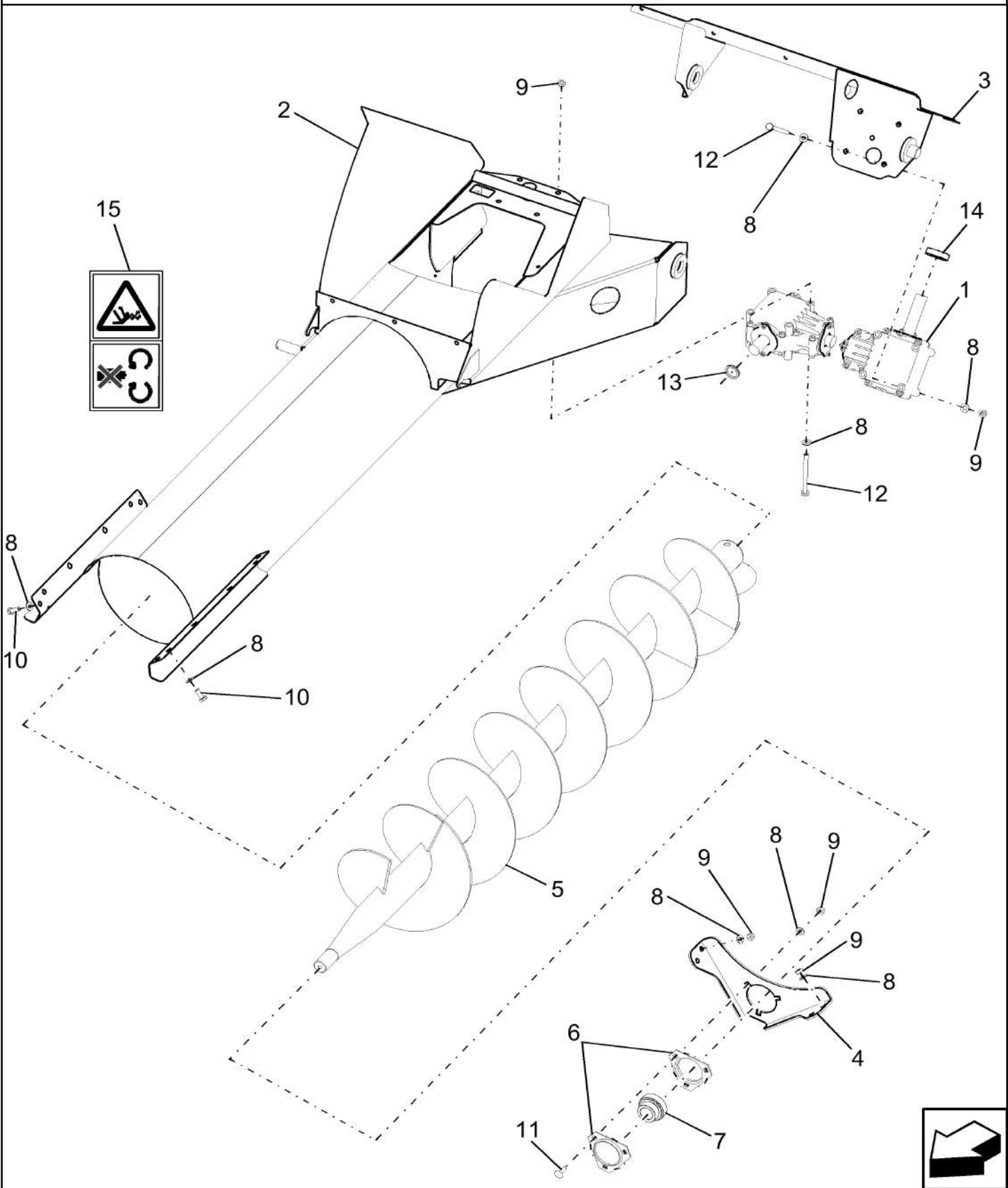
p1

10/201
3**AUGER ASSY, CLEAN GRAIN ELEVATOR, STANDARD**

REF FN	PART NUMBER	YR/SN	QTY DESCRIPTION
1	87698836		1 BOLT Hvy Hex Flg, M10 x 25mm, CI 10.9, Full Thd
2	84577868		1 AUGER Clean Grain, Standard
2	84583816		1 AUGER Clean Grain, Extended Wear (Var. 425363)
3	87283436		1 SPROCKET Lower Elevator Drive, 9 Tooth
4	170012		1 KEY M10 x 8 x 50, Par
5	87470736		1 CHAIN RC60, Bubble Up Auger Drive
6	87044350		1 BEARING ASSY 62mm OD
7	87313383		1 COVER Clean Grain Auger LH Slot
8	84414986		2 FLANGED BEARING Triangle
9	86050279		4 FLANGE NUT M10 x 1.5, Flg, CI 10
10	86996082		1 COVER End Shaft
11	87682390		1 BOLT Carriage, M10 X 20mm 10.9
12	80428		2 SET SCREW Hex Soc, 5/16"-18 x 3/8"
13	86999492		1 SPROCKET 26 Tooth
14	87698833		3 BOLT Hvy Hex Flg, M8 x 25mm, CI 10.9, Full Thd
15	87283950		1 TUBE 45.60 mm ID x 63.60 mm OD x 81.5 mm L
16	87283201		1 KEY 70mm Retaining
17	168368		2 SPACER .53" ID X .99" OD X .437"
18	378245		2 WASHER M13 x 28 x 2 Thk
19	100038		2 NUT M12 x 1.75, CI 8
20	43139		3 BOLT Hex, M10 x 25mm, CI 8.8
21	87698854		3 NUT Push On M10
22	47501422		1 SUPPORT Clean Grain Boot

7230 8230 9230

BUBBLE-UP AUGER



BUBBLE-UP AUGER

REF FN	PART NUMBER	YR/SN	QTY DESCRIPTION
1	87721343		1 GEARBOX Bubble Up Auger Drive
	87721343R		1 REMAN-PTO GEARBOX ASSY. 7230, 8230, 9230, All COMBINE - TIER 4 COMMON CAB (1/13-)
	87721343C		CORE-PTO GEARBOX ASSY. Return Number
2	84386327		1 BUBBLE-UP Tube, Standard Wear, Incl 15
2	84403642		1 BUBBLE-UP Tube, Extended Wear, Incl 15
3	87720826		1 SUPPORT
4	86998682		1 BRACKET
5	87106615		1 AUGER Std Wear, L = 2072 mm
5	87733275		1 AUGER Extended Wear W/ RFC, L = 2072 mm
6	84414985		2 FLANGED BEARING
7	87605590		1 BEARING ASSY 35 mm ID x 72 mm OD x 51.2 mm
	87016482		1 SET SCREW Hex Soc, M10 x 10, Cup Pt Not Shown, Incl W/ Ref 7
8	140045		23 BELLEVILLE WASHER M10
9	100016		15 NUT M10, CI 8
10	{43139}		4
11	87682392		3 BOLT
12	86508574		8 BOLT Hex, M10 x 120mm, CI 8.8
13	87280933		AR SEAL
14	87282653		1 SEAL
15	84004736		1 DECAL

7230 8230 9230

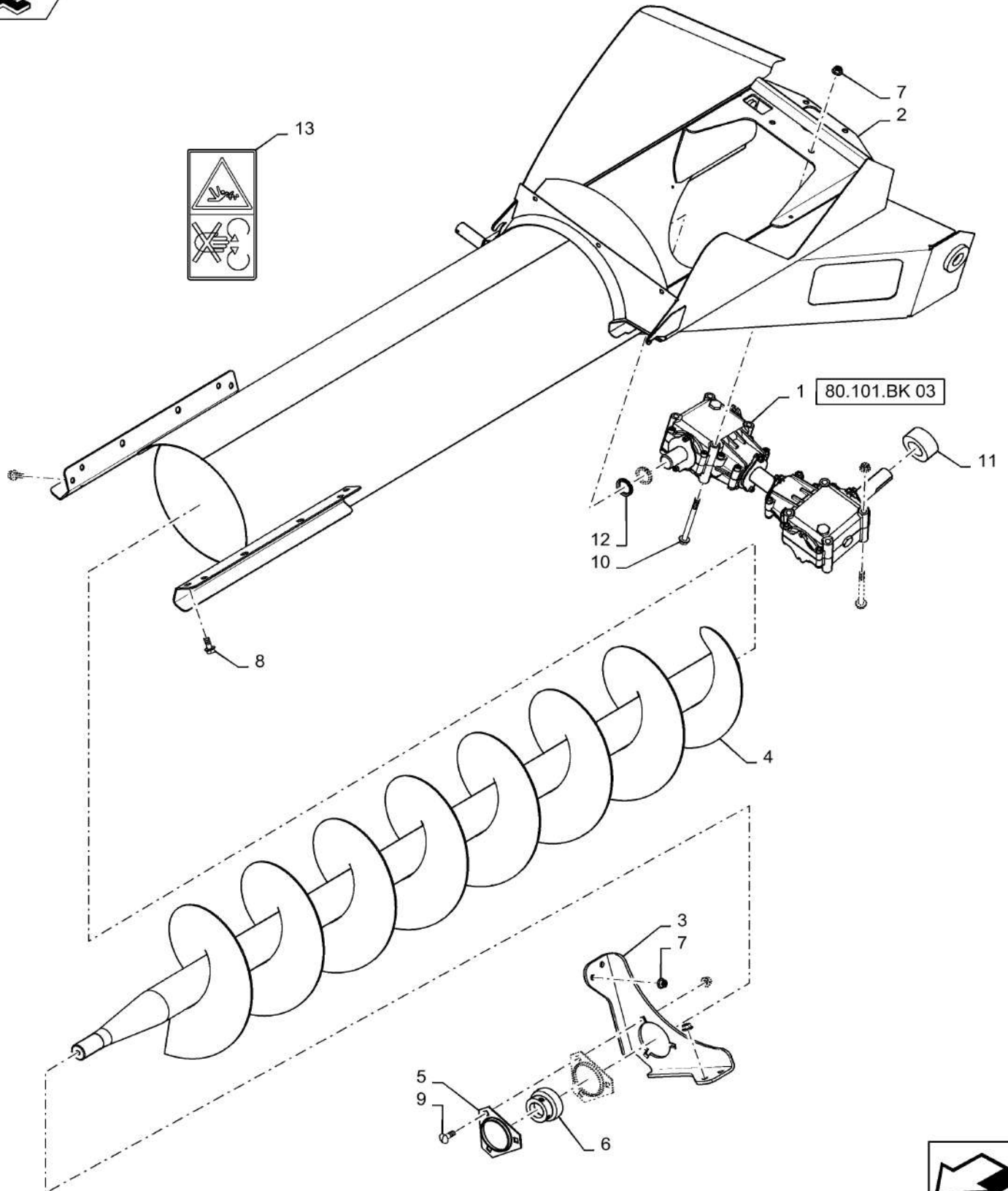
80.101.BK

02

p1

10/201
3

BUBBLE-UP TUBE



80.101.BK

02

p1

10/201
3**BUBBLE-UP TUBE**


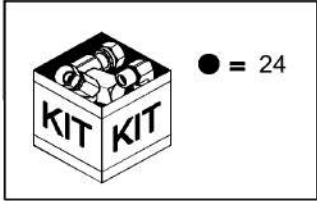
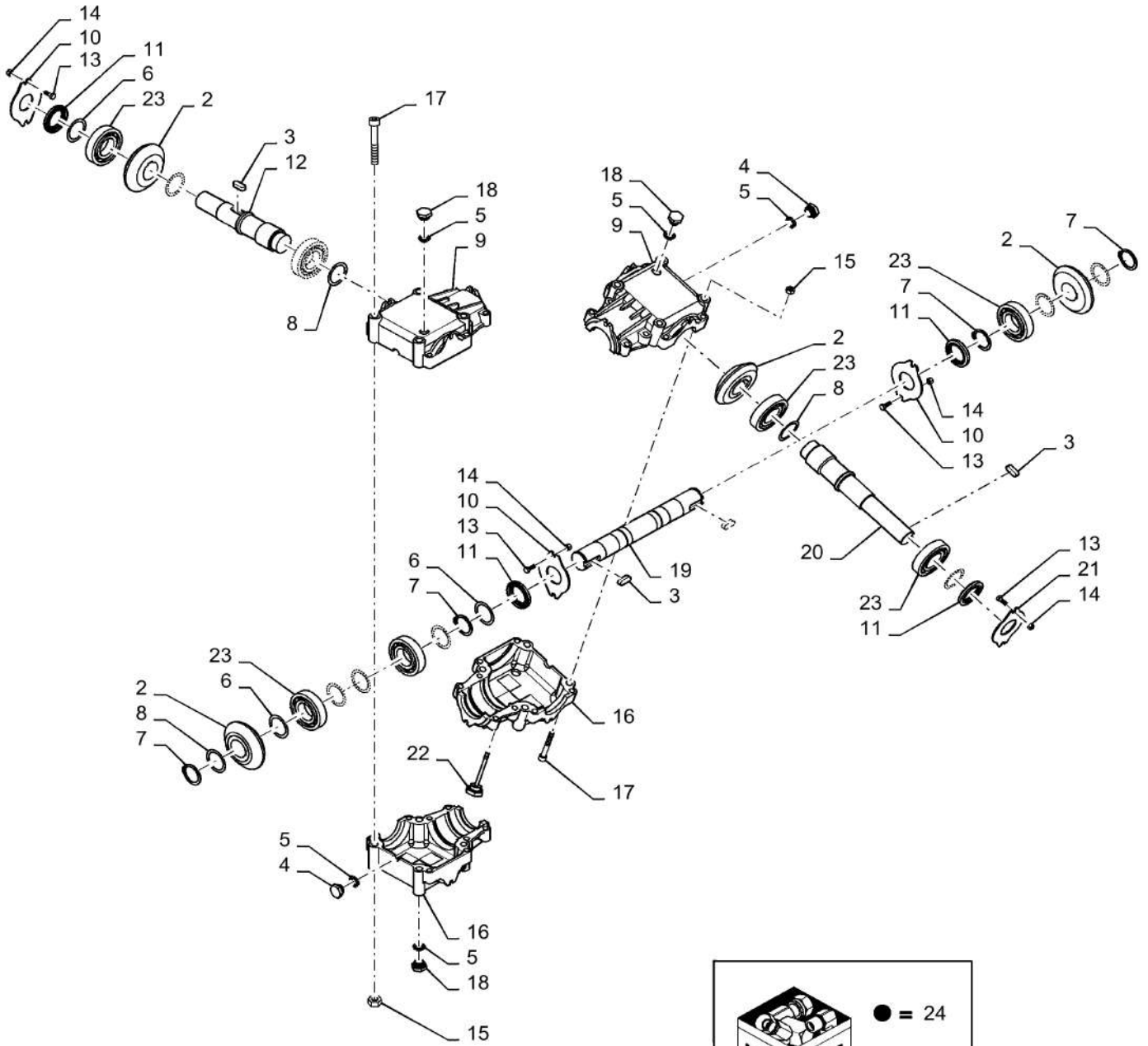
REF FN	PART NUMBER	YR/SN	QTY DESCRIPTION
1	87721343		1 GEARBOX Bubble Up Drive
2	84577855		1 BUBBLE-UP Standard Wear
2	84577856		1 BUBBLE-UP Extended Wear (Var. 425363)
3	86998682		1 BRACKET Bubble Up Support
4	87106615		1 AUGER Standard Wear
4	87733275		1 AUGER Extended Wear (Var. 425363)
5	84414985		2 FLANGED BEARING Triange
6	87605590		1 BEARING ASSY 35 mm ID x 72 mm OD x 51.2 mm
7	86050279		15 FLANGE NUT M10 x 1.5, Flg, CI 10
8	87698836		4 BOLT Hvy Hex Flg, M10 x 25mm, CI 10.9, Full Thd
9	87682392		3 BOLT Carriage, M10 X 30mm 10.9
10	{87698843}		8 Flange, M10 X 120mm 10.9
11	87282653		1 SEAL Bubbler Shaft/Grain Tank
12	87280933		2 SEAL Gearbox Shaft
13	84004736		1 DECAL Caution

7230 8230 9230

GEARBOX, BUBBLE-UP AUGER



1



80.101.BK

03

p1

10/201
3**GEARBOX, BUBBLE-UP AUGER**

REF FN	PART NUMBER	YR/SN	QTY DESCRIPTION
1	87721343		1 GEARBOX Bubble Up, Incl 2 - 23
2	87441215		4 GEAR Bevel, 18 Tooth
3	368317		4 KEY 10mm X 8mm X 25mm
4	87452540		2 DRAIN PLUG 3/8" Gas
5	129979		6 O-RING 0.674" ID x 0.88" OD x 0.103"
6	87039408		8 WASHER Shim, 35mm X 45mm X .3mm
7	370004		4 SNAP RING M35, Ext
8	87039409		2 WASHER Shim, 35mm X 45mm X .5mm
9	84155130		2 GEARBOX Half, Bubble Up Gearbox
10	87281180		3 COVER PLATE 35mm
11	87441213		4 OIL SEAL 35mm X 52mm X 7mm
12	87441212		1 SHAFT Output
13	86508568		8 BOLT Hex, M6 x 16mm, Cl 8.8, Full Thd
14	353308		8 NUT M6 x 1, Cl 8
15	9706690		16 NUT Hex, M8, 1.25mm Pitch, 6.80mm High, Cl 8, ZND
16	87723460		2 GEARBOX Half, Bubble Up Gearbox
17	14302221		16 HEX SOC SCREW Hex Soc Hd, M8 x 55, 8.8
18	87441210		3 PLUG 3/8" Gas
19	87441209		1 SHAFT Intermediate
20	87441208		1 SHAFT Output
21	87281170		1 COVER PLATE 30mm
22	87723461		1 DIPSTICK Oil Level
23	76491H		4 BEARING, BALL 35 mm ID x 72 mm OD x 17 mm
24	87282026		AR SHIM Kit, Contains 87039409 (2), 87039408 (3), 87039407 (4), 87039406 (4)
			7230 8230 9230

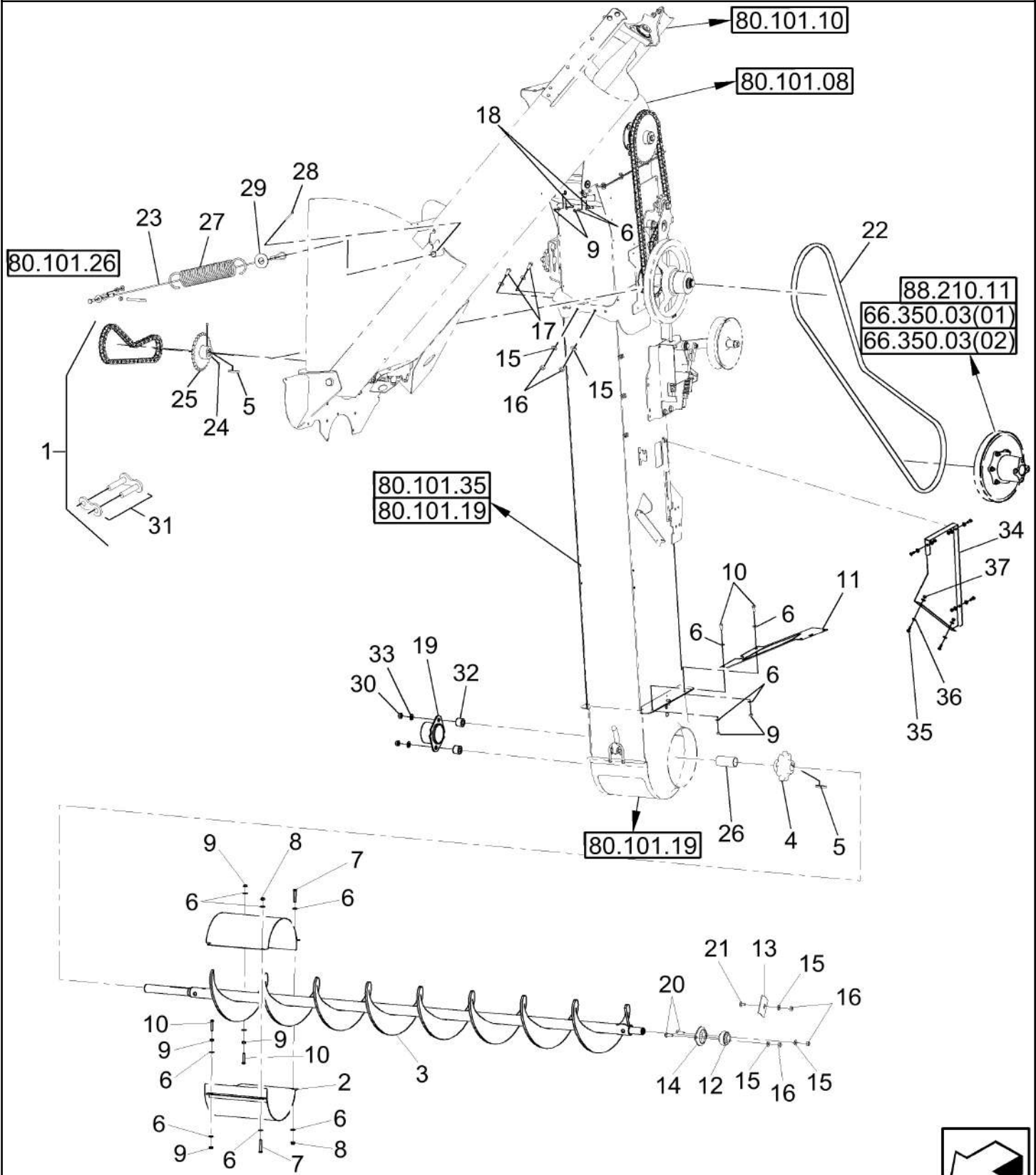
80.101.BO

01

p1

10/201
3

BUBBLE-UP AUGER DRIVE



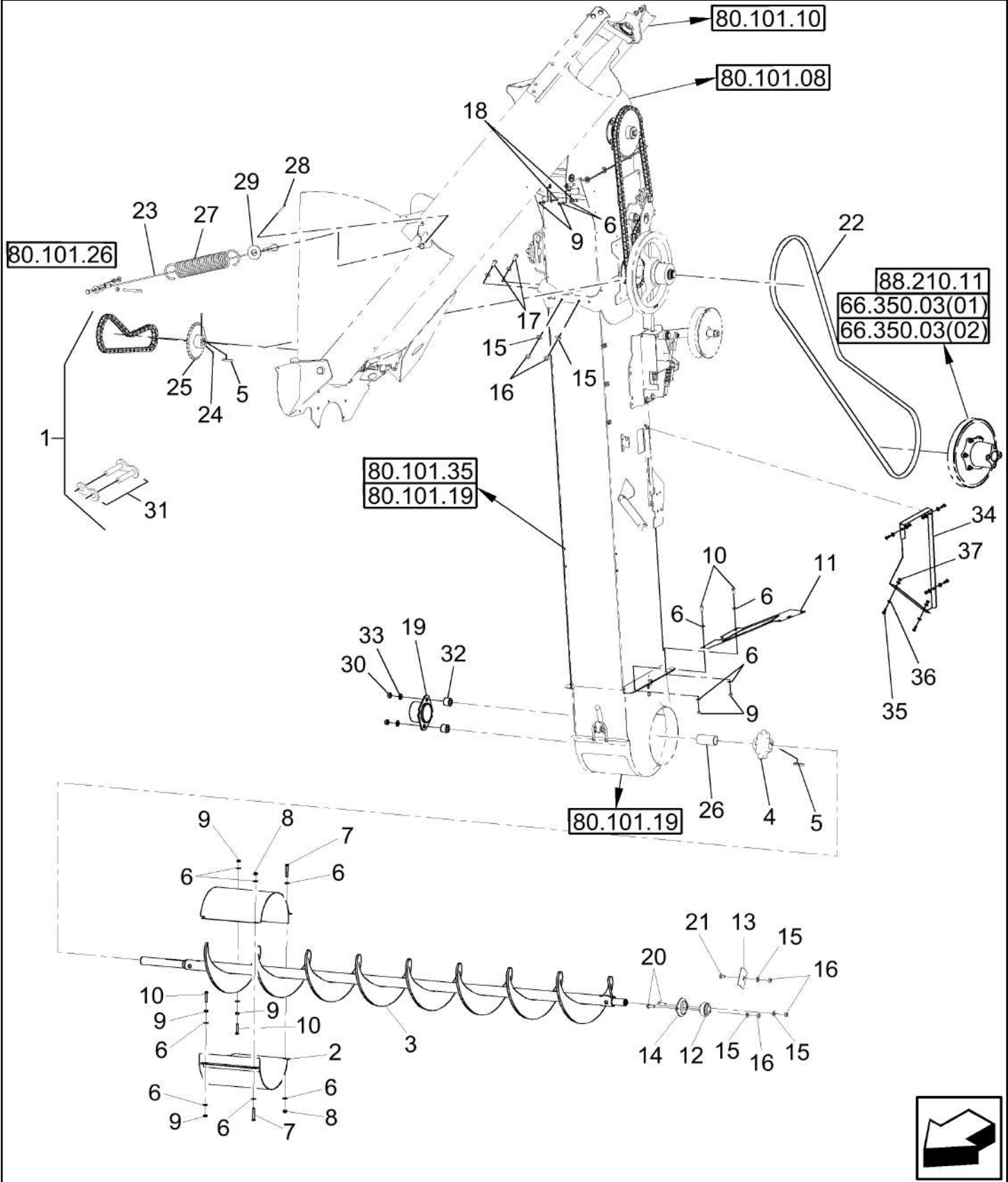
BUBBLE-UP AUGER DRIVE

REF FN	PART NUMBER	YR/SN	QTY DESCRIPTION
1	87470736		1 CHAIN Roller
2	86999480		2 TROUGH
3	87283130		1 AUGER 2SPD RFC
3	87283266		1 AUGER STD Single and 2SPD
4	87283436		1 SPROCKET 45 mm I.D.
5	170012		2 KEY M10 x 8 x 50, Par
6	322358		16 BELLEVILLE WASHER M8
8	832-46408		2 NUT M8 x 1.25, CI 8
9	9706690		8 NUT Hex, M8, 1.25mm Pitch, 6.80mm High, CI 8, ZND
10	43128		4 BOLT Hex, M8 x 1.25 x 30.00mm, CI 8.8, ZND
11	84172628		1 BRACKET 8120LA for MY10
12	87044350		1 BEARING ASSY
13	87313383		1 COVER
14	86548970		2 FLANGED BEARING
15	140045		8 BELLEVILLE WASHER M10
16	100016		6 NUT M10, CI 8
17	43140		2 BOLT Hex, M10 x 30mm, CI 8.8, Full Thd
18	120104		2 BOLT Hex, M8 x 1.25 x 20mm, CI 8.8, Full Thd
19	86996082		1 COVER
20	86512446		2 CARRIAGE BOLT Sht Nk, M10 x 30mm, CI 8.8, Full Thd
21	120041		1 CARRIAGE BOLT Short NK, M10 x 20, CI 8.8, Full Thd
22	86975809		1 V-BELT 0.88" W x 72.60" L Drive
23	87668051		1 CABLE ASSY. L = 1000 mm
23	1 87107054		1 CABLE L = 1350 mm
24	80428		2 SET SCREW Hex Soc, 5/16"-18 x 3/8" HS, Cup Point, .313 x .375
25	86999492		1 SPROCKET Driven

(1) Used W/Grain Tank Covers

7230 8230 9230

BUBBLE-UP AUGER DRIVE

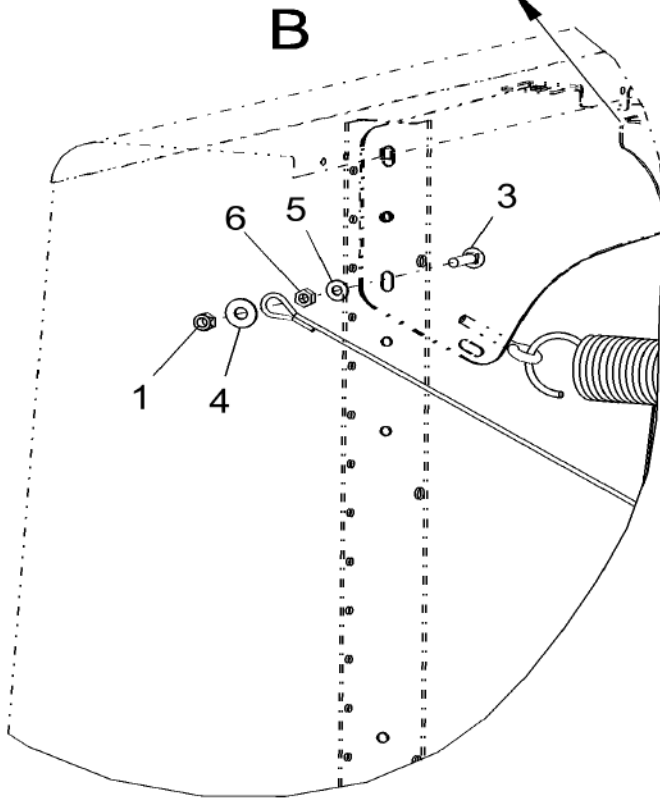


BUBBLE-UP AUGER DRIVE

REF FN	PART NUMBER	YR/SN	QTY DESCRIPTION
26	87283950		1 TUBE 45.60 mm ID x 63.60 mm OD x 81.5 mm L Bubble-Up Auger Drive
27	86975571		1 SPRING
28	87399		1 COTTER PIN 3/16" x 1 3/4"
29	87374		1 WASHER 1"
30	100038		2 NUT M12 x 1.75, CI 8
31	87470738		1 LINK Connecting; W/Shepherd's Hook Connector
32	168368		2 SPACER
33	378245		2 WASHER M13 x 28 x 2 Thk
34	84435183		1 COVER No Yield Monitor
35	86508568		5 BOLT Hex, M6 x 16mm, CI 8.8, Full Thd
36	322357		10 BELLEVILLE WASHER M6
37	9706755		5 NUT M6, CI 8
			7230 8230 9230

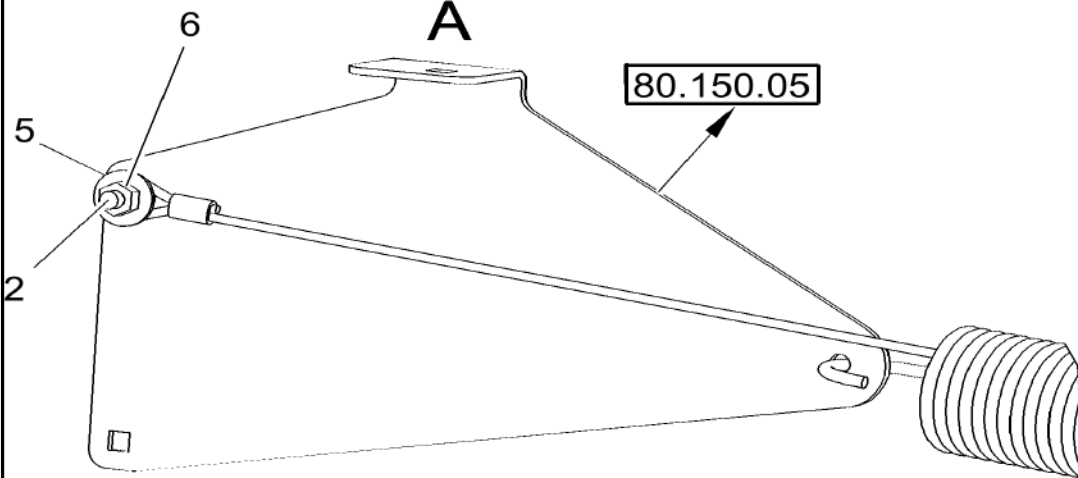
AUGER SPRING & CABLE, BUBBLE-UP AUGER DRIVE

80.150.02



A

80.150.05



80.101.BO

02

p1

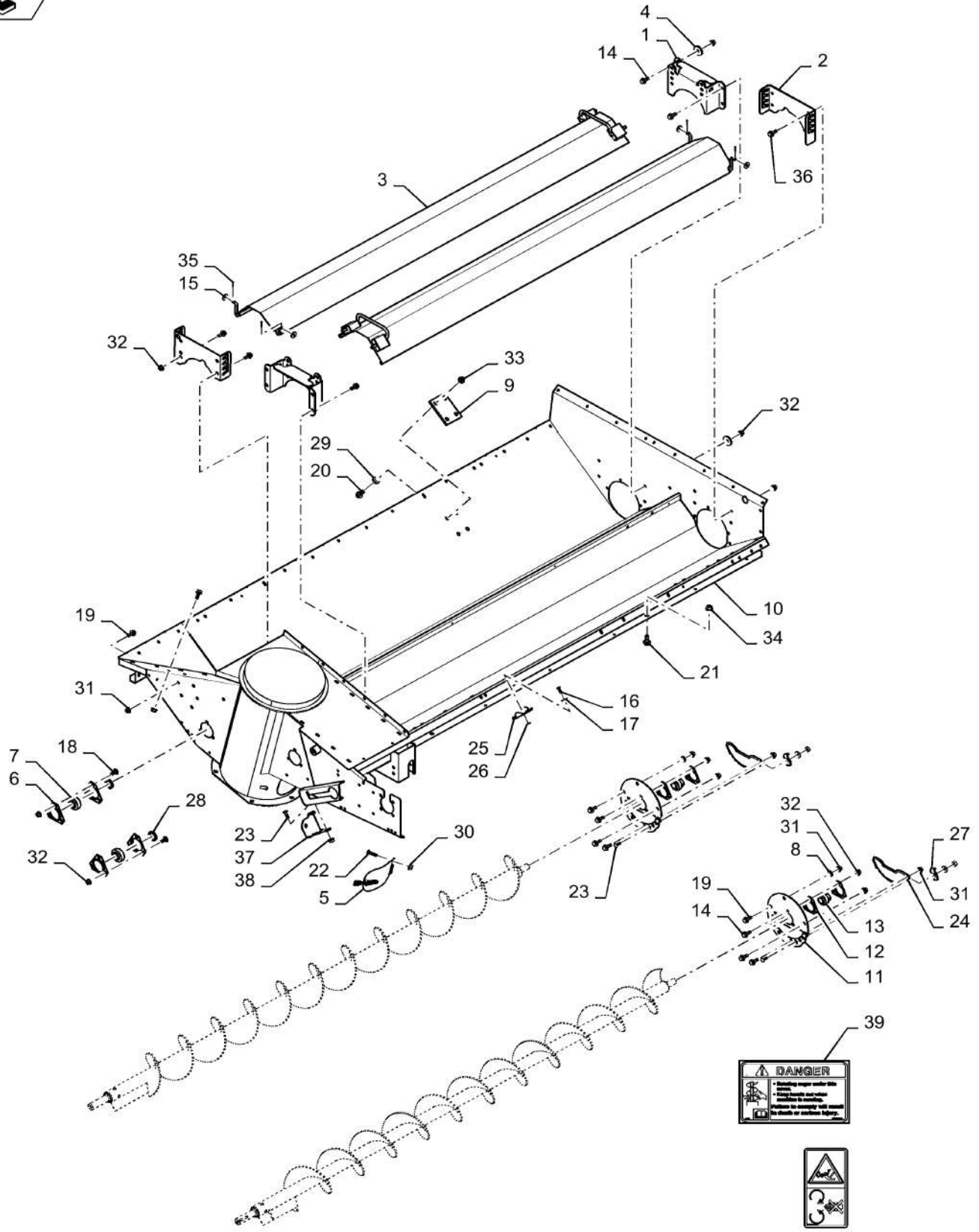
10/201
3

AUGER SPRING & CABLE, BUBBLE-UP AUGER DRIVE

REF FN	PART NUMBER	YR/SN	QTY DESCRIPTION
1	100037		AR NUT M10 x 1.5, CI 8, Prev Torque
2	86512446		AR CARRIAGE BOLT Sht Nk, M10 x 30mm, CI 8.8, Full Thd
3	374892		AR BOLT Short NK, M10 x 40, CI8.8, Full Thd
4	81541		AR WASHER 7/16"
5	140045		AR BELLEVILLE WASHER M10
6	100016		AR NUT M10, CI 8

7230 8230 9230

GRAIN TANK - BOTTOM AND AUGERS



⚠ DANGER
• Never touch the auger while the machine is running.
• Always use proper safety techniques when working with grain.
• Read the operator's manual for more information.
• For details on safety, see the manual or contact your dealer.

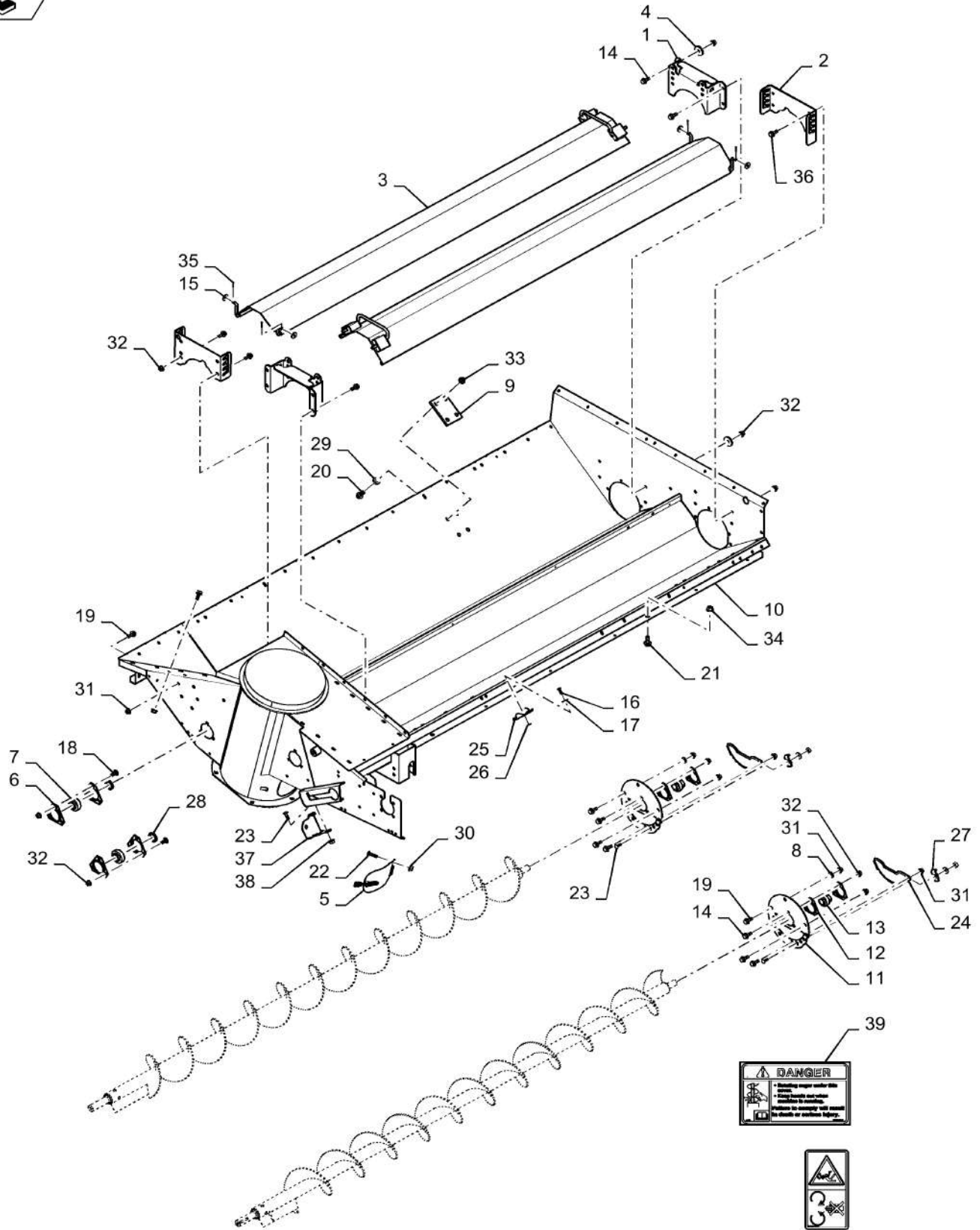


GRAIN TANK - BOTTOM AND AUGERS

REF FN	PART NUMBER	YR/SN	QTY DESCRIPTION
1	86975993		2 BRACKET
2	86975994		2 BRACKET
3	86975412		2 COVER
4	213404		3 SPACER
5	87583588		1 COVER ASSY
6	84414985		4 FLANGED BEARING
7	87605592		2 CYLINDRICAL ROLLER BEARING 35 mm ID x 72 mm OD x 37.6 mm
8	86588500		6 WASHER M8 x 16 x 2
9	87665292		1 PLATE
10	84386325		1 GRAIN TANK
11	87342517		2 BEARING COVER
12	84414986		4 FLANGED BEARING
13	87044350		2 BEARING ASSY
14	87698836		14 BOLT Hvy Hex Flg, M10 x 25mm, CI 10.9, Full Thd
15	86624146		4 WASHER 17/32" x 1" x .120"
16	445394		2 RIVET Pop, M4.8 x 12.7
17	362785		2 BELLEVILLE WASHER M5.5 x 15 x 0.5 Thk
18	87682390		6 BOLT
19	87656137		18 BOLT Hvy Hex, M8 x 20mm, CI 10.9
20	87695413		4 BOLT Flange, M12 x 40mm, Class 10.9, ZND
21	87495304		6 BOLT
22	87752072		2 CARRIAGE BOLT
23	87682384		11 BOLT
24	87342513		2 COVER
25	362786		2 FASTENER
26	9824326		2 WASHER M5 x 10 x 1 Thk
27	425093		6 CLIP
28	84075099		2 WASHER M36 x 51 x 6 Thk
29	394630		4 WASHER M13 x 28 x 4, HT
30	86050300		2 FLANGE NUT M6 x 1, Flg, CI10

7230 8230 9230

GRAIN TANK - BOTTOM AND AUGERS



⚠ DANGER
• Never touch the auger while the machine is running.
• Always use proper safety techniques when working with grain.
• Read the operator's manual for more information.
• For details on safety, see the manual or contact your dealer.



GRAIN TANK - BOTTOM AND AUGERS

REF FN	PART NUMBER	YR/SN	QTY DESCRIPTION
31	86507066		26 FLANGE NUT M8 x 1.25, Flg, CI 10
32	86050279		21 FLANGE NUT M10 x 1.5, Flg, CI 10
33	86512497		4 FLANGE NUT M12 x 1.75, Flg, CI 10
34	86512498		6 FLANGE NUT M16 x 2, Flg, CI 10
35	130004		4 COTTER PIN M3.2 x 25
36	87698837		4 BOLT
37	84178875		1 BRACKET
38	87681210		3 FLANGE NUT Hex, M8, CI 10
39	86640420		1 DANGER DECAL NA ONLY
	84004736		1 DECAL EU ONLY
			7230 8230 9230

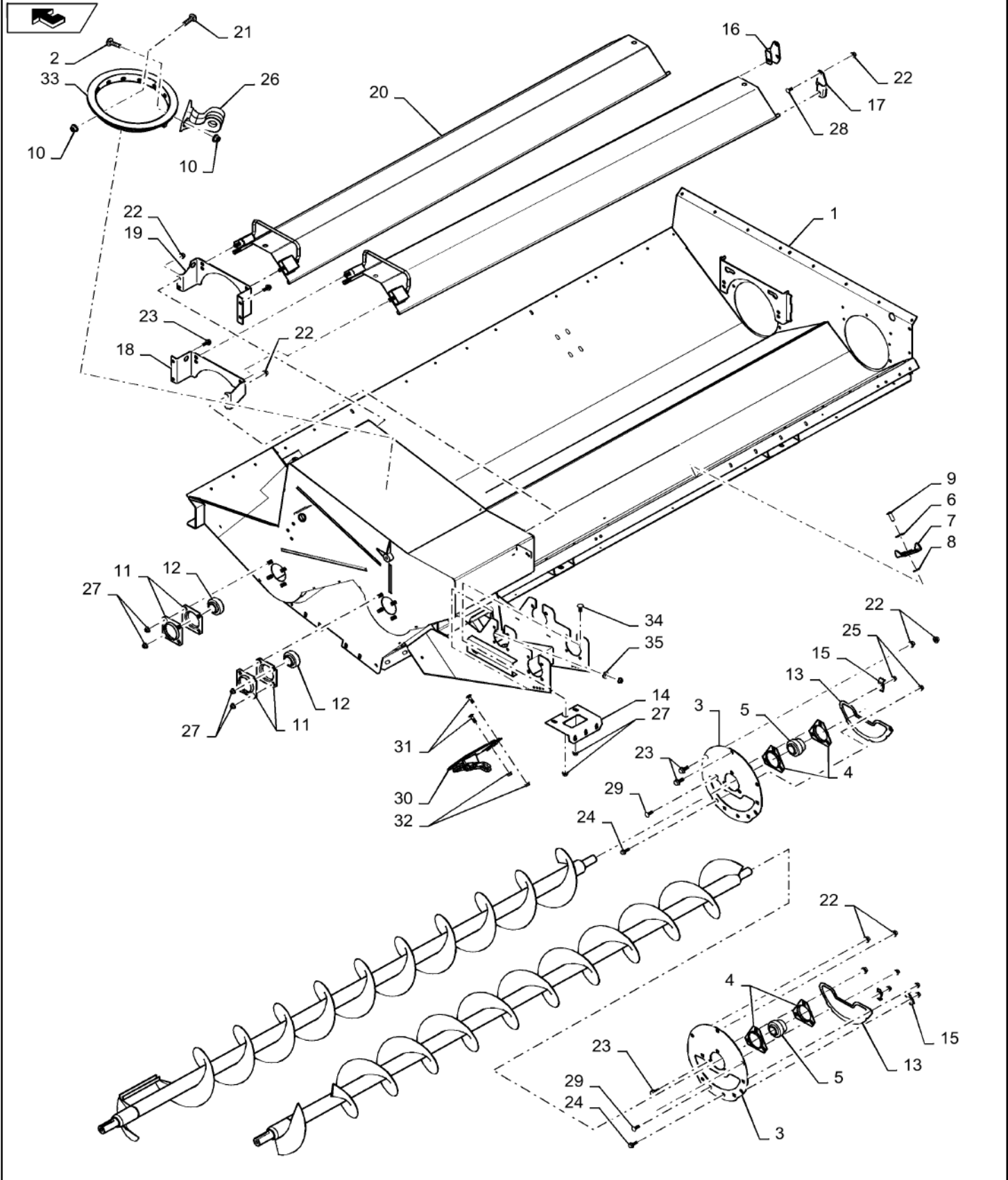
80.150.AI

02

p1

10/201
3

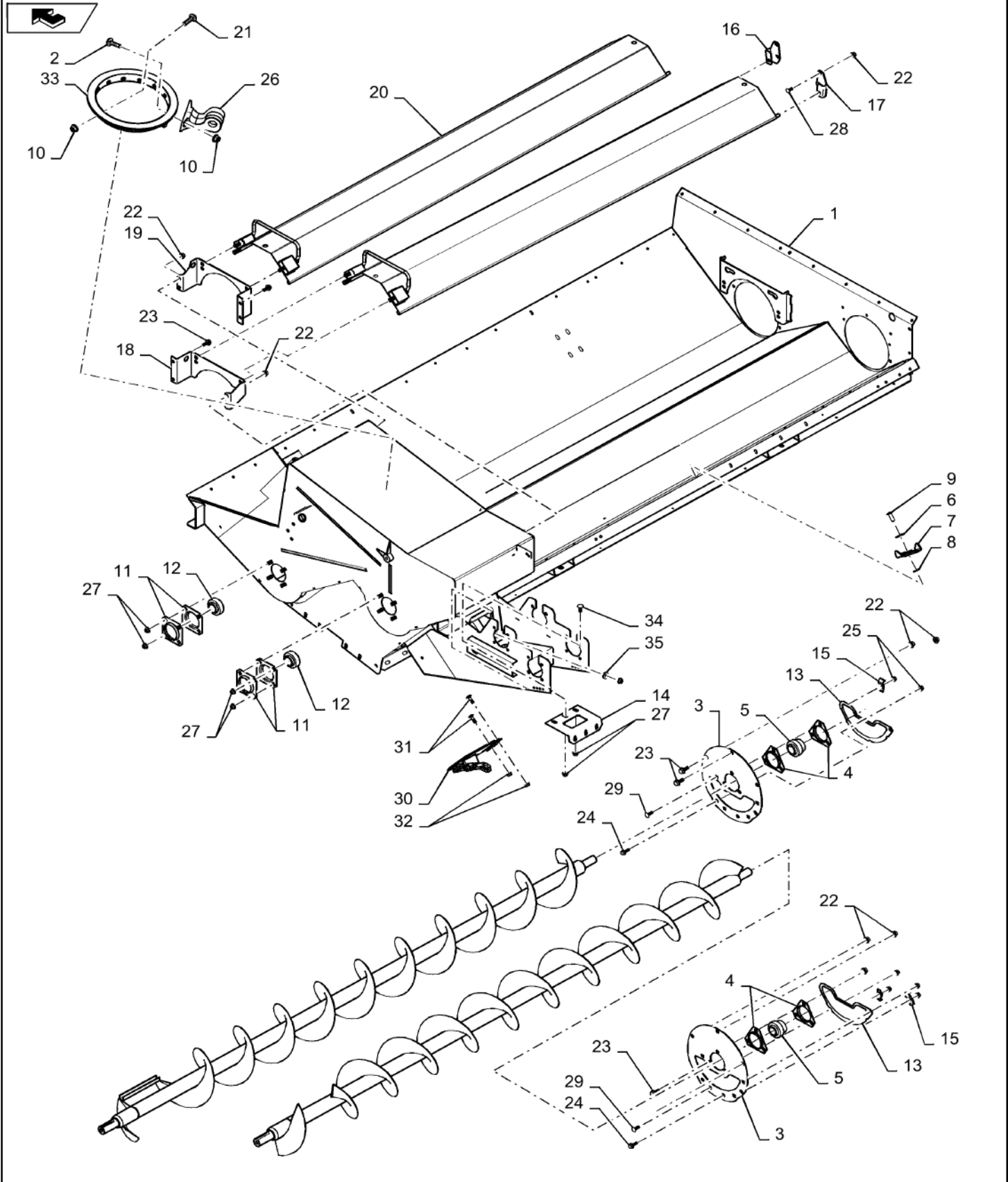
GRAIN TANK - BOTTOM AND AUGERS, HIGH CAPACITY



GRAIN TANK - BOTTOM AND AUGERS, HIGH CAPACITY

REF FN	PART NUMBER	YR/SN	QTY DESCRIPTION
1	NSS		1 NOT SERVICED SEPARATELY
2	84470496		2 CARRIAGE BOLT
3	84524976		2 COVER
4	84414985		4 FLANGED BEARING
5	87605590		2 BEARING ASSY 35 mm ID x 72 mm OD x 51.2 mm
6	9824326		2 WASHER M5 x 10 x 1 Thk
7	362786		2 FASTENER
8	362785		2 BELLEVILLE WASHER M5.5 x 15 x 0.5 Thk
9	445394		2 RIVET Pop, M4.8 x 12.7
10	86512498		14 FLANGE NUT M16 x 2, Flg, CI 10
11	1307583C1		4 FLANGED BEARING
12	87605595		2 BEARING
13	84226493		2 INSPECTION DOOR
14	84517688		1 ANGLE
15	425093		6 CLIP
16	84376421		1 BRACKET
17	84376423		1 BRACKET
18	84524974		1 SUPPORT
19	84524973		1 SUPPORT
20	84524928		2 COVER
	84233663		1 HANDLE component part of 84524928
	80025823		2 SPRING component part of 84524928
	130004		2 COTTER PIN M3.2 x 25 component part of 84524928
	86624146		2 WASHER 17/32" x 1" x .120" component part of 84524928
	86976481		2 COVER component part of 84524928
21	84382750		12 CARRIAGE BOLT
22	86050279		18 FLANGE NUT M10 x 1.5, Flg, CI 10
23	87698836		18 BOLT Hvy Hex Flg, M10 x 25mm, CI 10.9, Full Thd
			7230 8230 9230

GRAIN TANK - BOTTOM AND AUGERS, HIGH CAPACITY

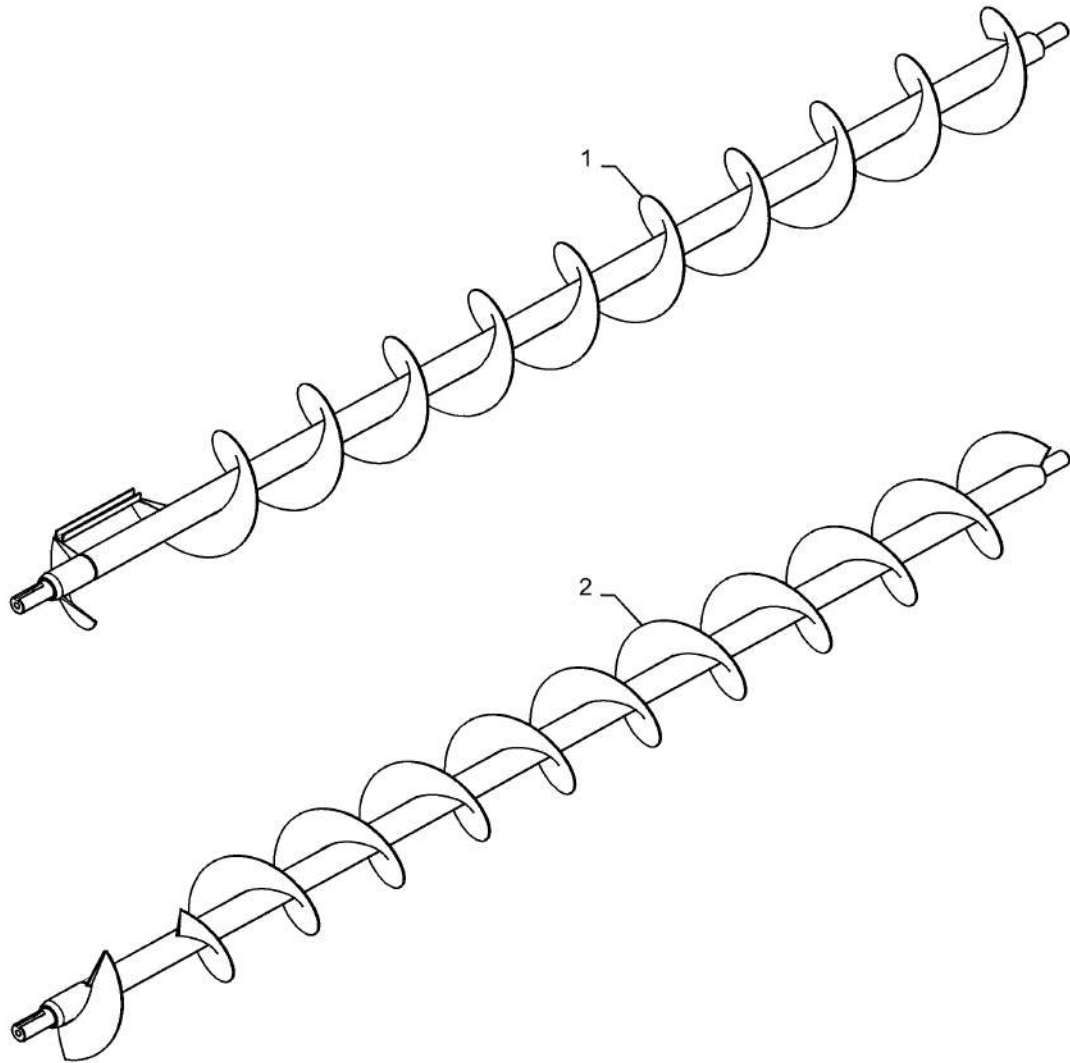


GRAIN TANK - BOTTOM AND AUGERS, HIGH CAPACITY

REF FN	PART NUMBER	YR/SN	QTY DESCRIPTION
24	87698833		6 BOLT Hvy Hex Flg, M8 x 25mm, CI 10.9, Full Thd
25	86507066		14 FLANGE NUT M8 x 1.25, Flg, CI 10
26	84403366		1 CASTING
27	86512497		14 FLANGE NUT M12 x 1.75, Flg, CI 10
28	87682391		4 CARRIAGE BOLT Sht Sq Nk, M10 x 25mm, CI 10.9
29	87682384		8 BOLT
30	84529558		1 COVER
31	87752072		2 CARRIAGE BOLT
32	86050300		2 FLANGE NUT M6 x 1, Flg, CI10
33	84376145		1 RING
34	87695426		6 CARRIAGE BOLT Sht Sq Nk, M12 x 30mm, CI 10.9, Full Thd
35	86585939		3 BELLEVILLE WASHER M13 x 32 x 3.5, HT

7230 8230 9230

GRAIN TANK AUGERS



80.150.AI

03

p1

10/201
3

GRAIN TANK AUGERS

REF FN	PART NUMBER	YR/SN	QTY DESCRIPTION
1	84348185		1 AUGER Standard Wear, Front
1	84368833		1 AUGER Abrasive, Front
2	84348188		1 AUGER Standard Wear, Rear
2	84368835		1 AUGER Abrasive, Rear

7230 8230 9230

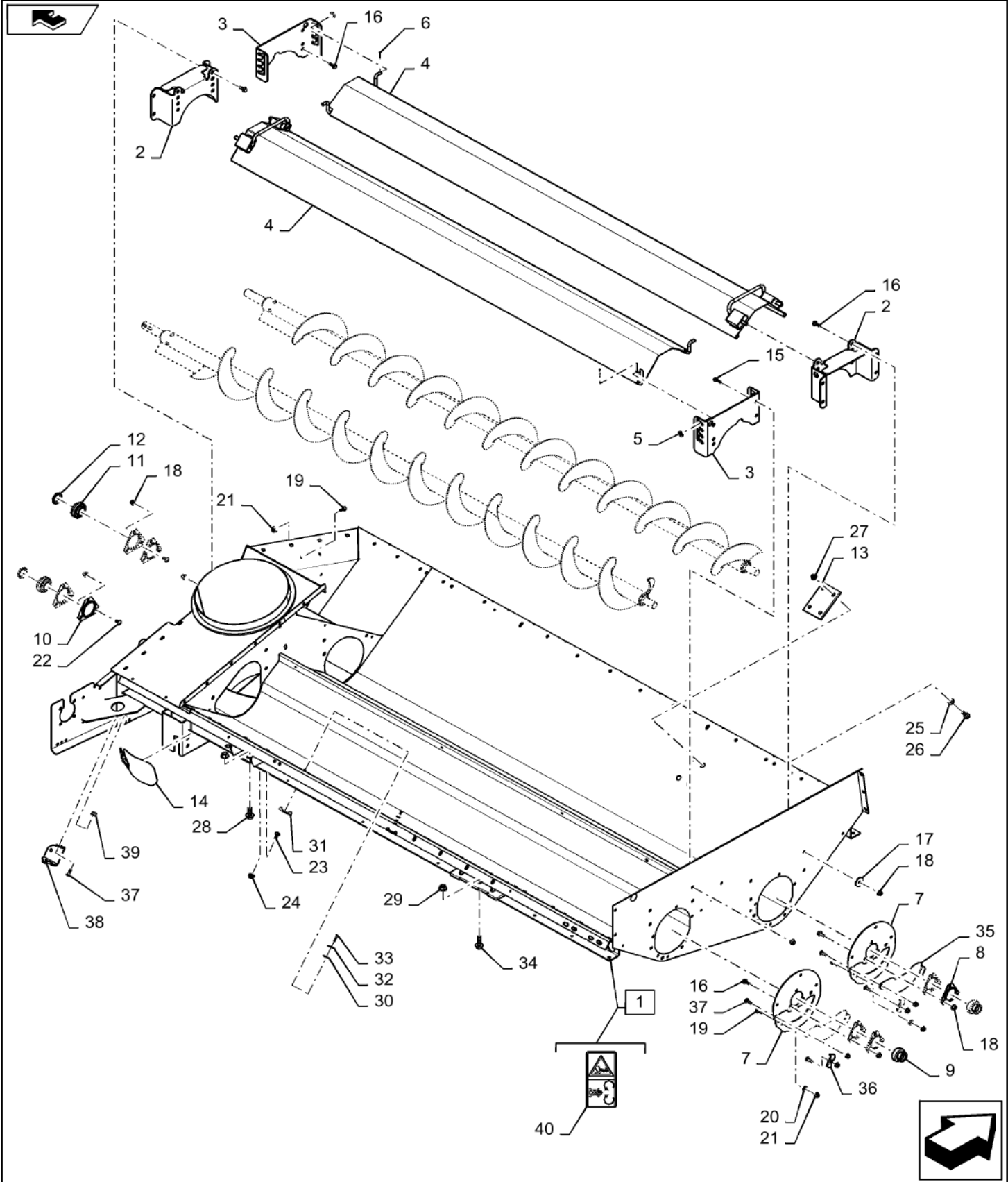
80.150.AI

04

p1

10/201
3

BOTTOM, GRAIN TANK, STANDARD



BOTTOM, GRAIN TANK, STANDARD

REF FN	PART NUMBER	YR/SN	QTY DESCRIPTION
1	47573252		1 GRAIN TANK Includes Decal 40
2	86975993		2 BRACKET Support
3	86975994		2 BRACKET Support
4	86975412		2 COVER Auger Tent
5	86624146		4 WASHER 17/32" x 1" x .120"
6	130004		4 COTTER PIN M3.2 x 25
7	87342517		2 BEARING COVER Grain Tank Cleanout
8	84414986		4 FLANGED BEARING RH, Triangle
9	87044350		2 BEARING ASSY 62mm Spherical
10	84414985		4 FLANGED BEARING LH, Triangle
11	87605592		2 CYLINDRICAL ROLLER BEARING 35 mm ID x 72 mm OD x 37.6 mm
12	84075099		2 WASHER M36 x 51 x 6 Thk
13	87665292		1 PLATE Square
14	87583588		1 COVER ASSY Inspection
15	87698837		4 BOLT Flange, M10 X 30mm Full Thread 10.9
16	87698836		17 BOLT Hvy Hex Flg, M10 x 25mm, CI 10.9, Full Thd
17	213404		3 SPACER 5mm
18	86050279		21 FLANGE NUT M10 x 1.5, Flg, CI 10
19	87656137		18 BOLT Hvy Hex, M8 x 20mm, CI 10.9
20	86588500		6 WASHER M8 x 16 x 2
21	86507066		26 FLANGE NUT M8 x 1.25, Flg, CI 10
22	87682390		6 BOLT Carriage, M10 X 20mm 10.9
23	87752072		2 CARRIAGE BOLT M6 X 20mm 10.9
24	86050300		2 FLANGE NUT M6 x 1, Flg, CI10
25	394630		4 WASHER M13 x 28 x 4, HT
26	87695413		4 BOLT Flange, M12 x 40mm, Class 10.9, ZND
27	86512497		4 FLANGE NUT M12 x 1.75, Flg, CI 10
28	87495304		5 BOLT Flange, M16 X 40mm Full Thread 10.9
29	86512498		6 FLANGE NUT M16 x 2, Flg, CI 10
			7230 8230 9230

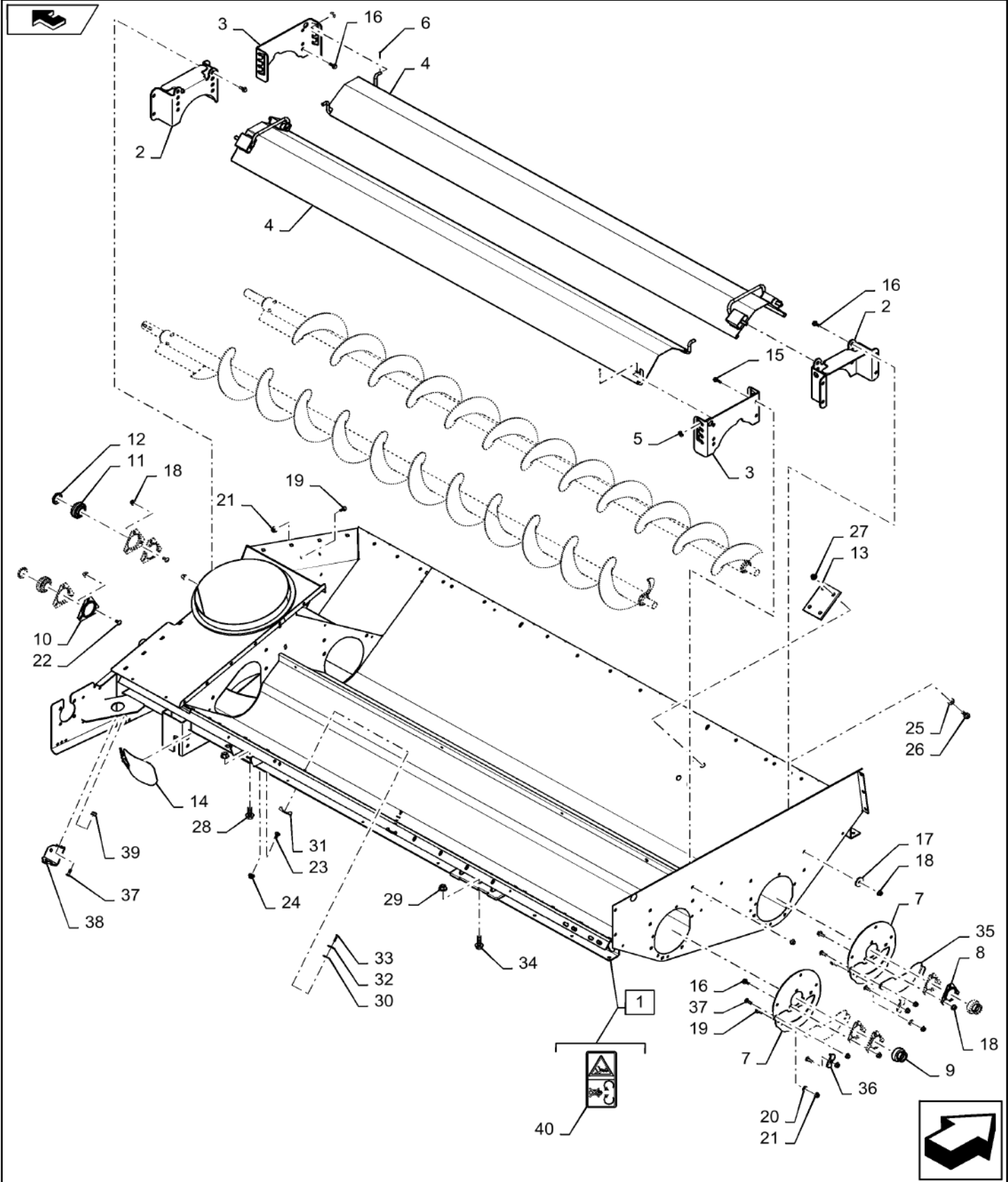
80.150.AI

04

p2

10/201
3

BOTTOM, GRAIN TANK, STANDARD



BOTTOM, GRAIN TANK, STANDARD

REF FN	PART NUMBER	YR/SN	QTY DESCRIPTION
30	9824326		2 WASHER M5 x 10 x 1 Thk
31	362786		2 FASTENER Quick Lock
32	362785		2 BELLEVILLE WASHER M5.5 x 15 x 0.5 Thk
33	445394		2 RIVET Pop, M4.8 x 12.7
34	87698849		1 BOLT Flange, M16 x 50mm, Class 10.9, ZND
35	87342513		2 COVER Cleanout Door
36	425093		6 CLIP L Clamp
37	87682384		11 BOLT Carriage, M8 X 25mm 10.9
38	84178875		1 BRACKET Support
39	87681210		3 FLANGE NUT Hex, M8, CI 10
40	84004736		2 DECAL Auger Entanglement
			7230 8230 9230

80.150.AI

05

p1

10/201
3

BOTTOM, GRAIN TANK, HC

ART

NOT

AVAILABLE

80.150.AI

05

p1

10/201
3

BOTTOM, GRAIN TANK, HC

REF FN	PART NUMBER	YR/SN	QTY DESCRIPTION
---------------	--------------------	--------------	------------------------

{

	7230 8230 9230
--	----------------

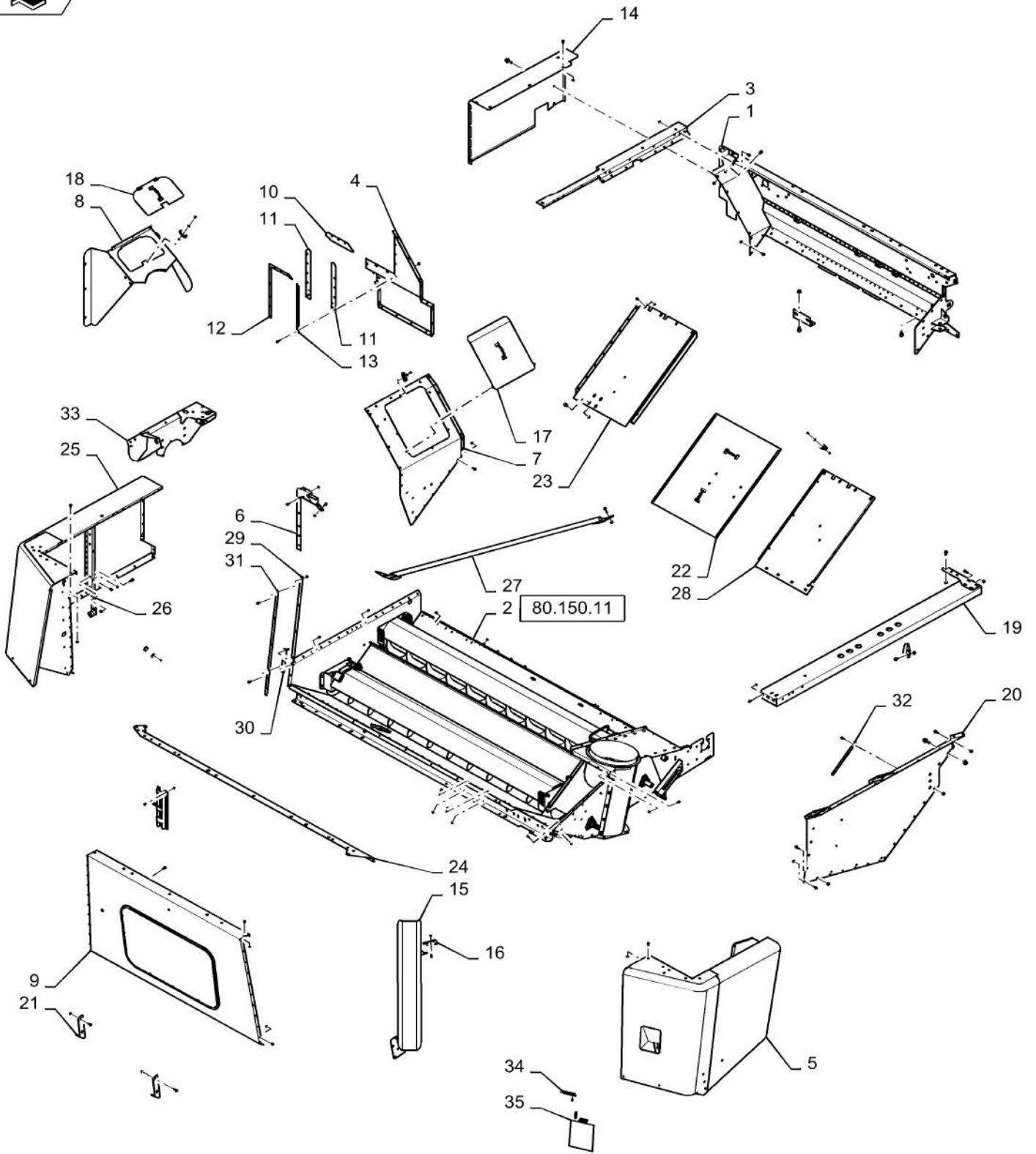
80.150.AR

01

p1

10/201
3

GRAIN TANK, STANDARD



GRAIN TANK, STANDARD

REF FN	PART NUMBER	YR/SN	QTY DESCRIPTION
1	84403639		1 PANEL
2	NSS		1 NOT SERVICED SEPARATELY
3	84355671		1 CHANNEL
4	87551391		1 SHEET ASSY.
5	84386328		1 PANEL Incl Decal
6	87634778		1 SHEET ASSY.
7	84399498		1 SHEET
8	87551404		1 SHIELD
9	84376433		1 SERVICE KIT
10	87634844		1 SEAL
11	87524453		2 SEAL
12	87634845		1 STRIP
13	87551673		1 SHEET
14	84187764		1 COVER
15	87106204		1 CHUTE
16	87551606		1 CLIP
17	87551397		1 COVER
18	87551406		1 COVER
19	84362618		1 PROFILE
20	84373630		1 SHEET
21	84366989		2 ANGLE
22	84536821		1 DOOR
23	84399501		1 FLOOR
24	84510283		1 ANGLE
25	84387543		1 PANEL
26	87657054		1 STRAP
27	84373643		1 SUPPORT TUBE
28	84403650		1 FLOOR
29	87551410		1 STRAP
30	87551412		1 STRAP
31	87551411		1 STRAP
32	84147065		1 ANGLE
33	87720826		1 SUPPORT
34	84077042		1 BRACKET
			7230 8230 9230

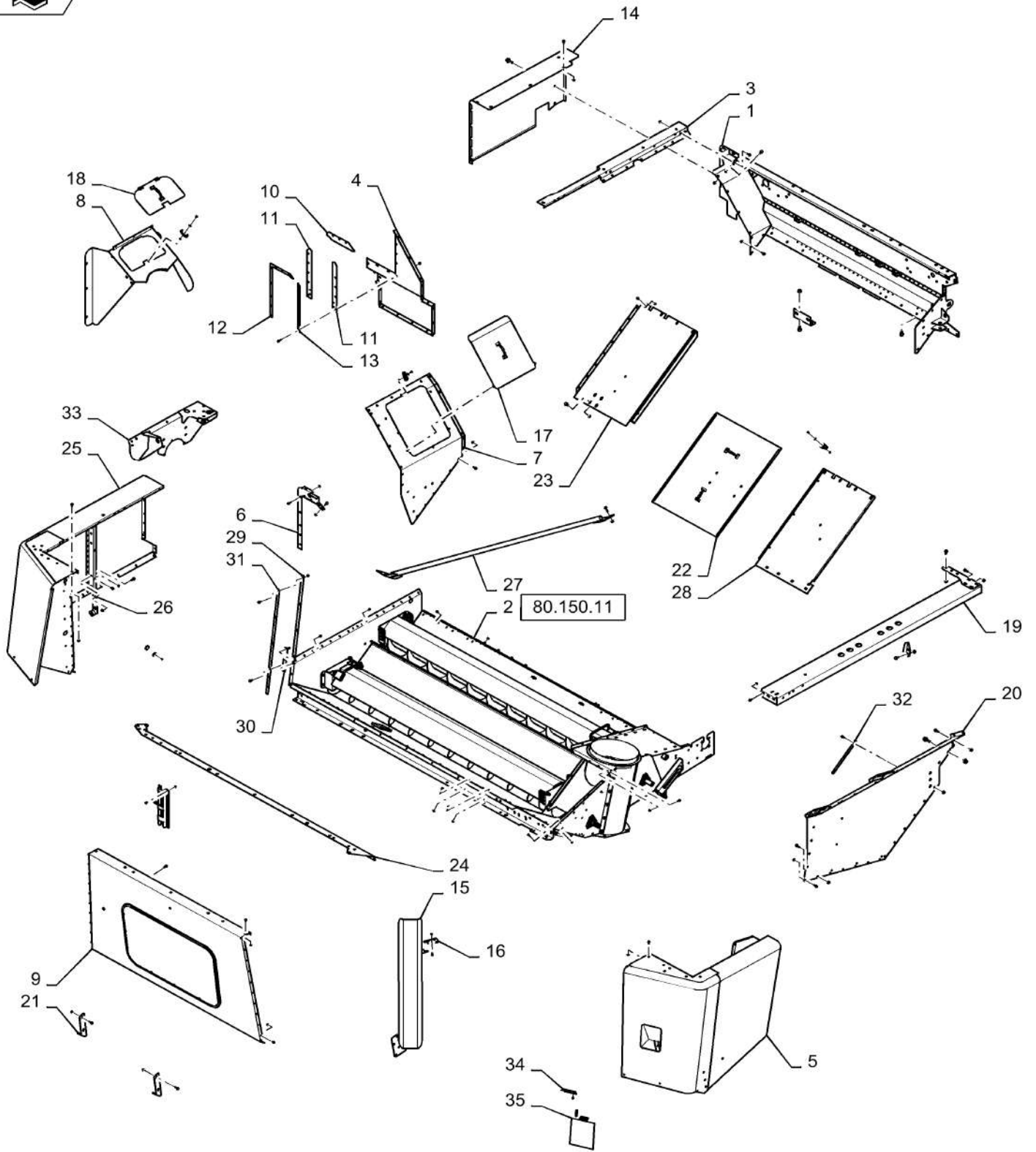
80.150.AR

01

p2

10/201
3

GRAIN TANK, STANDARD



80.150.AR

01

p2

10/201
3

GRAIN TANK, STANDARD

REF FN	PART NUMBER	YR/SN	QTY DESCRIPTION
---------------	--------------------	--------------	------------------------

35	87551345		1 DOOR
----	----------	--	--------

	7230 8230 9230
--	----------------

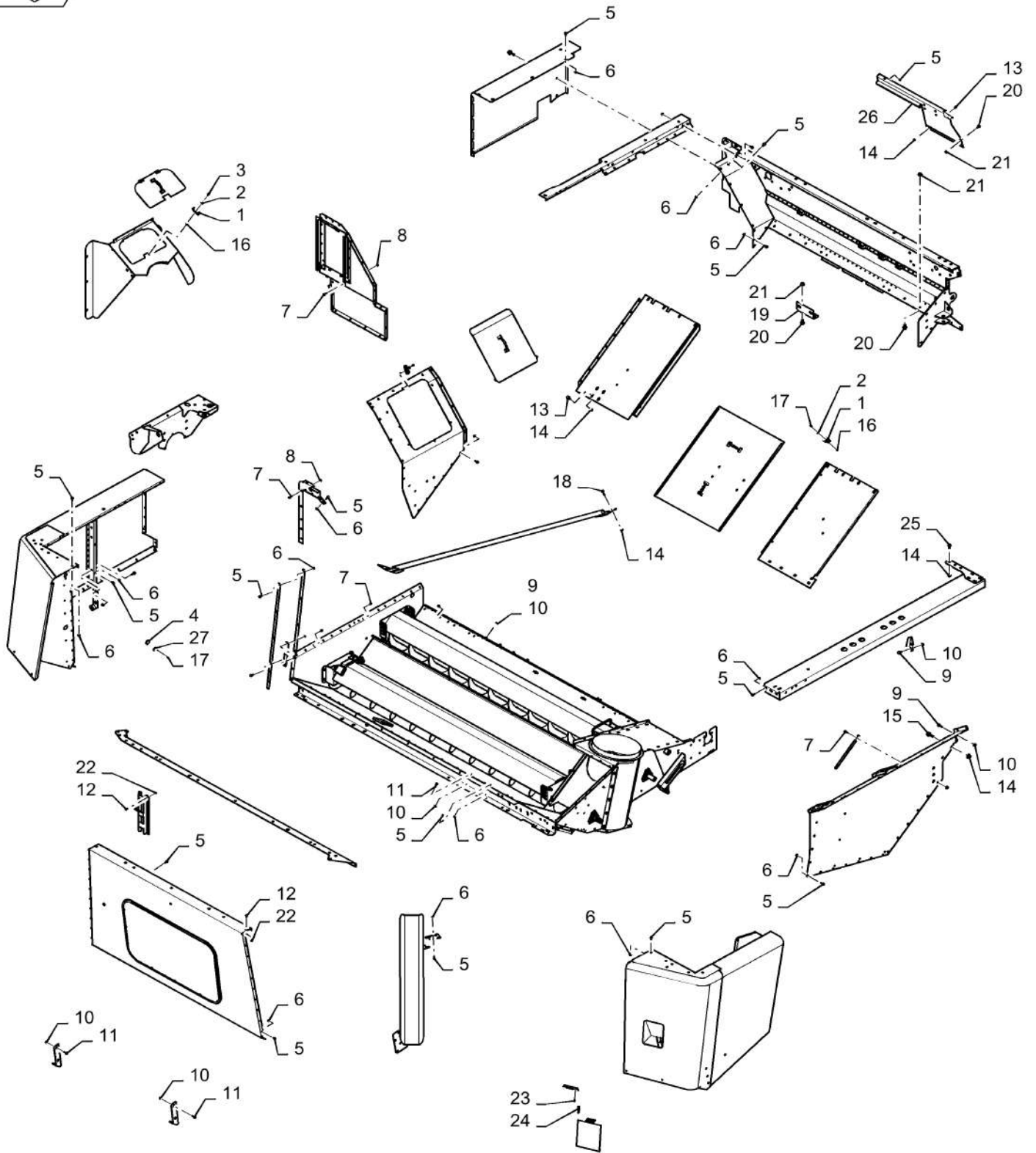
80.150.AR

02

p1

10/201
3

GRAIN TANK HARDWARE



80.150.AR

02

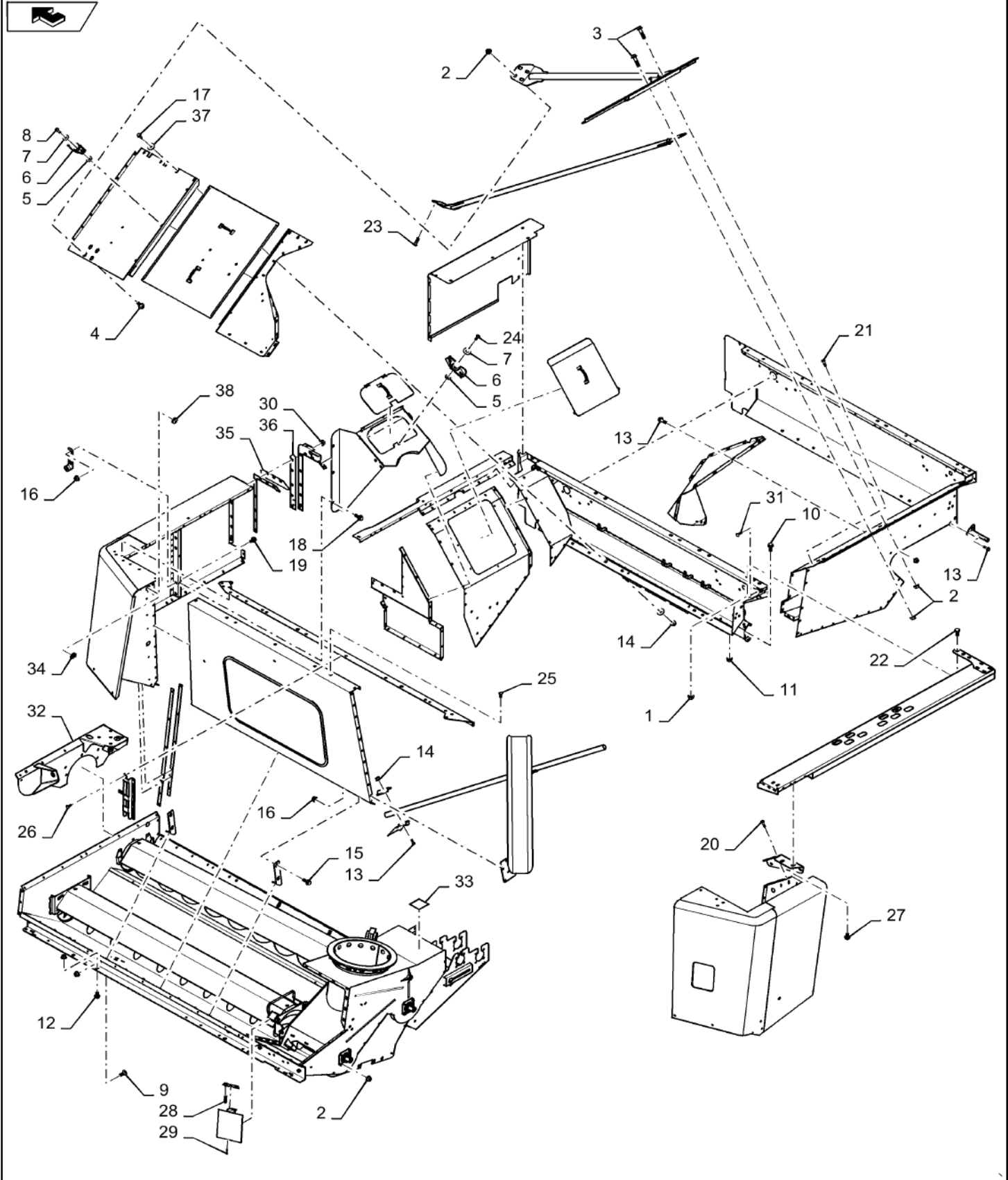
p1

10/201
3**GRAIN TANK HARDWARE**

REF FN	PART NUMBER	YR/SN	QTY DESCRIPTION
1	362786		13 FASTENER
2	362785		13 BELLEVILLE WASHER M5.5 x 15 x 0.5 Thk
3	446453		7 RIVET
4	86625130		1 PLUG Dome, 1.250" hole, Nylon
5	87656137		175 BOLT Hvy Hex, M8 x 20mm, CI 10.9
6	86507066		170 FLANGE NUT M8 x 1.25, Flg, CI 10
7	87698833		18 BOLT Hvy Hex Flg, M8 x 25mm, CI 10.9, Full Thd
8	87681210		13 FLANGE NUT Hex, M8, CI 10
9	87698835		10 BOLT
10	86050279		16 FLANGE NUT M10 x 1.5, Flg, CI 10
11	87698837		6 BOLT
12	87682383		8 BOLT
13	87343550		3 BOLT
14	86512497		13 FLANGE NUT M12 x 1.75, Flg, CI 10
15	87030508		5 BOLT Hvy Hex, M12 x 30mm, CI 10.9
16	9824326		13 WASHER M5 x 10 x 1 Thk
17	445394		7 RIVET Pop, M4.8 x 12.7
18	87695414		2 BOLT Hvy Hex Flg, M12 x 35mm, CI 10.9
19	86600174		1 BRACKET
20	87698766		7 BOLT
21	86512498		7 FLANGE NUT M16 x 2, Flg, CI 10
22	87551580		1 BRACKET
23	87695418		2 BOLT
24	66809		1 SPRING
25	398792		3 SCREW Hex, M12 x 1.75 x 25mm, CI 10.9, Full Thd
26	84405967		1 DEFLECTOR
27	86590413		1 BASE

7230 8230 9230

GRAIN TANK, HIGH CAPACITY, HARDWARE



GRAIN TANK, HIGH CAPACITY, HARDWARE

REF FN	PART NUMBER	YR/SN	QTY DESCRIPTION
1	43436		3 FLANGE NUT M12, Flg Ser
2	86512497		14 FLANGE NUT M12 x 1.75, Flg, CI 10
3	87670764		6 BOLT
4	87695413		4 BOLT Flange, M12 x 40mm, Class 10.9, ZND
5	9824326		13 WASHER M5 x 10 x 1 Thk
6	362786		13 FASTENER
7	362785		13 BELLEVILLE WASHER M5.5 x 15 x 0.5 Thk
8	445394		7 RIVET Pop, M4.8 x 12.7
9	84382750		1 CARRIAGE BOLT
10	87495304		6 BOLT
11	87016581		10 FLANGE NUT M16 x 2, Flg, CI 10
12	87698766		3 BOLT
13	87698833		43 BOLT Hvy Hex Flg, M8 x 25mm, CI 10.9, Full Thd
14	86507066		191 FLANGE NUT M8 x 1.25, Flg, CI 10
15	87698837		8 BOLT
16	86050279		20 FLANGE NUT M10 x 1.5, Flg, CI 10
17	87656137		160 BOLT Hvy Hex, M8 x 20mm, CI 10.9
18	87698835		12 BOLT
19	87698836		2 BOLT Hvy Hex Flg, M10 x 25mm, CI 10.9, Full Thd
20	87030775		4 BOLT Hvy Hex, M8 x 30mm, CI 10.9
21	87030775		2 BOLT Hvy Hex, M8 x 30mm, CI 10.9
22	398792		3 SCREW Hex, M12 x 1.75 x 25mm, CI 10.9, Full Thd
23	87495307		4 BOLT
24	446453		7 RIVET
25	87682384		5 BOLT
26	87682383		3 BOLT
27	87030508		2 BOLT Hvy Hex, M12 x 30mm, CI 10.9
28	66809		1 SPRING
29	87695418		2 BOLT

7230 8230 9230

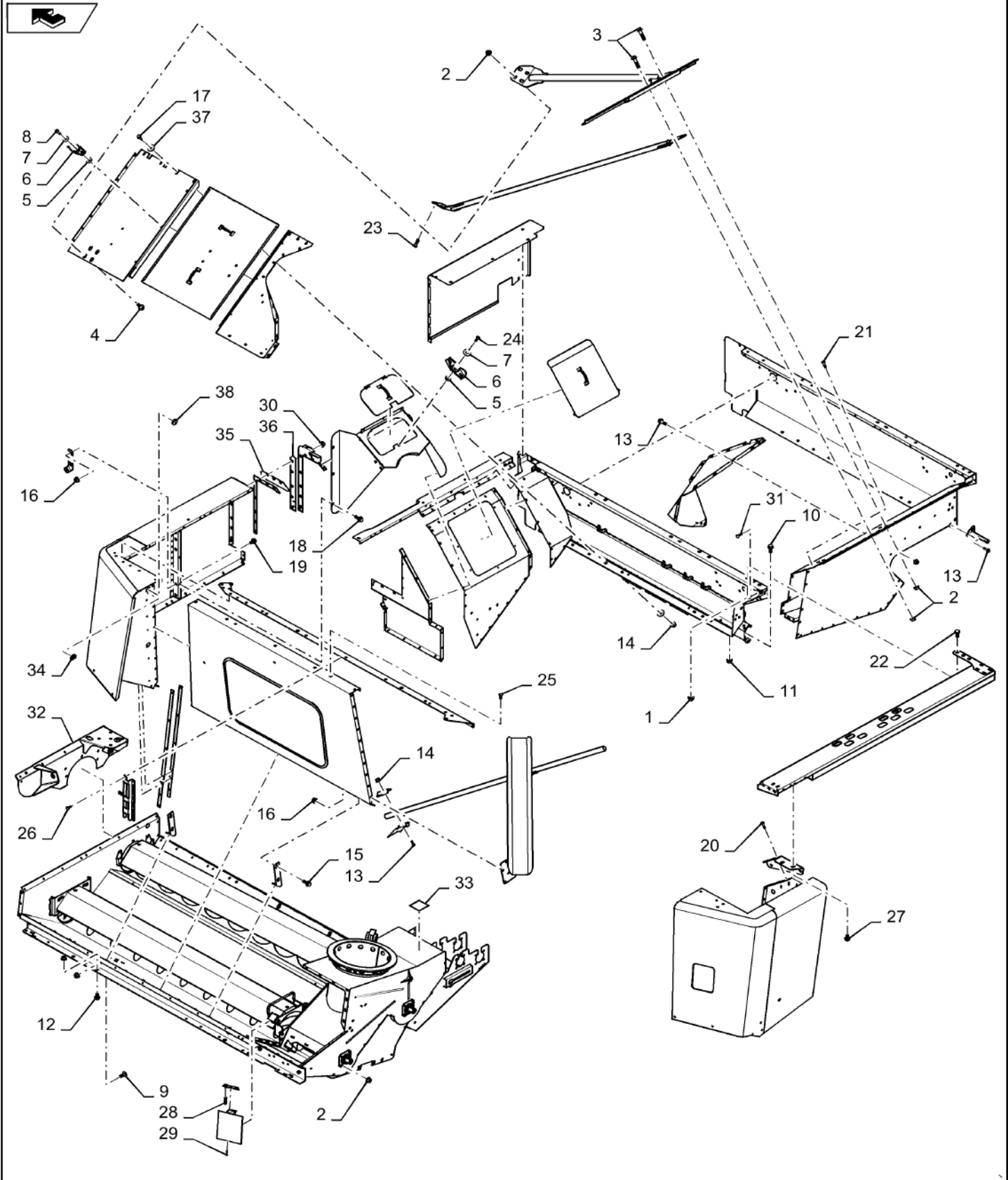
80.150.AR

03

p2

10/201
3

GRAIN TANK, HIGH CAPACITY, HARDWARE



80.150.AR

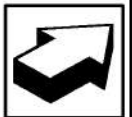
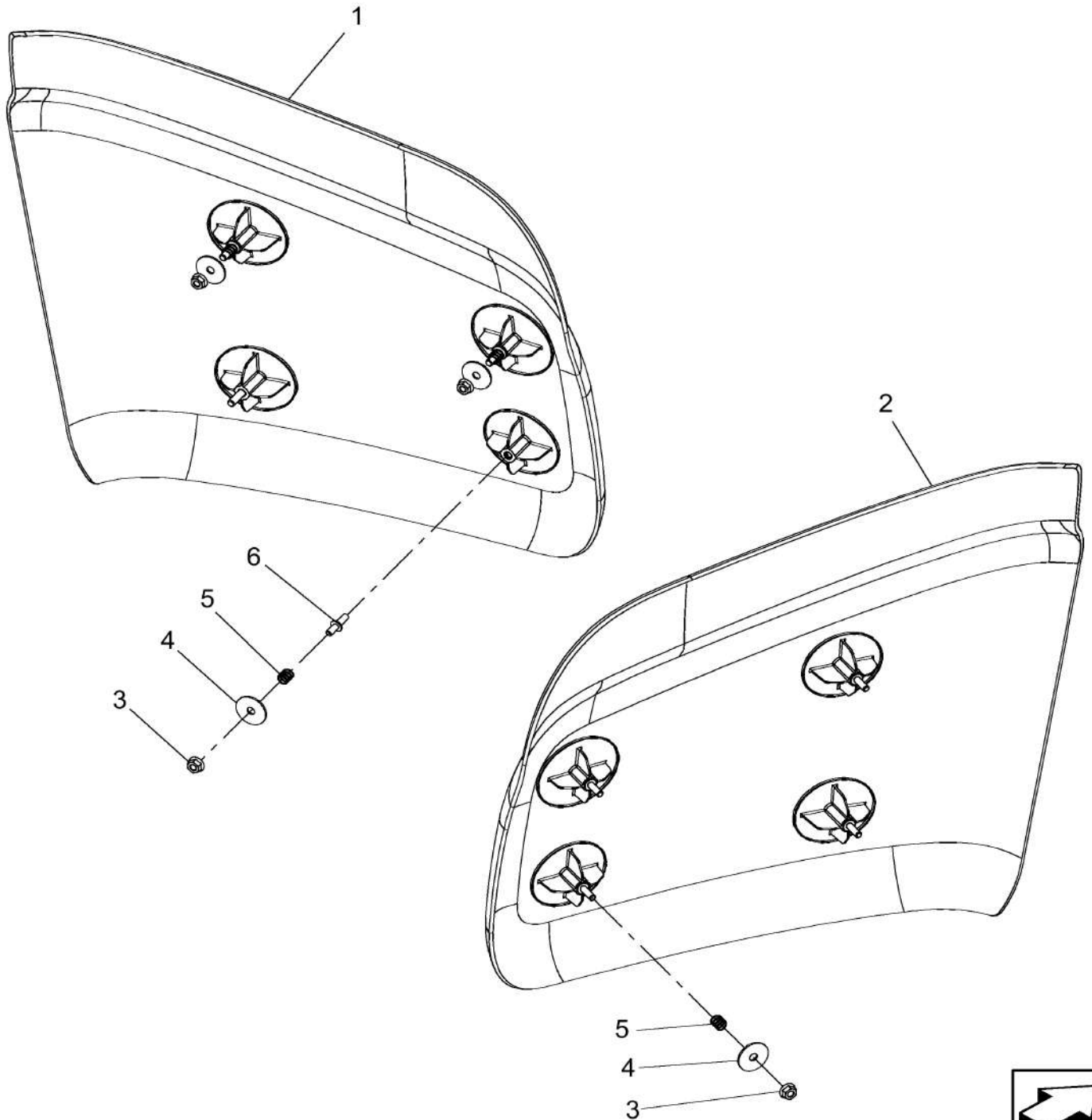
03

p2

10/201
3**GRAIN TANK, HIGH CAPACITY, HARDWARE**

REF FN	PART NUMBER	YR/SN	QTY DESCRIPTION
30	87681210		13 FLANGE NUT Hex, M8, CI 10
31	87682390		1 BOLT
32	84524970		1 SUPPORT
33	84541747		1 DECAL
34	86590413		1 BASE
35	87634844		1 SEAL
36	87524453		2 SEAL
37	87013351		8 WASHER .344" x 1 1/4" x .120"
38	86625130		1 PLUG Dome, 1.250" hole, Nylon
			7230 8230 9230

GRAIN TANK CORNER PANELS



80.150.AR

04

p1

10/201
3

GRAIN TANK CORNER PANELS

REF FN	PART NUMBER	YR/SN	QTY DESCRIPTION
1	87628197		1 PANEL ASSY. Grain Tank Corner, L.H., Includes Ref 6(4)
2	87628196		1 PANEL ASSY. Grain Tank Corner, R.H., Includes Ref 6(4)
3	87681210		8 FLANGE NUT Hex, M8, CI 10
4	87109561		8 SPACER
5	87000806		8 COMPRESSION SPRING
6	87728306		8 KIT

7230 8230 9230

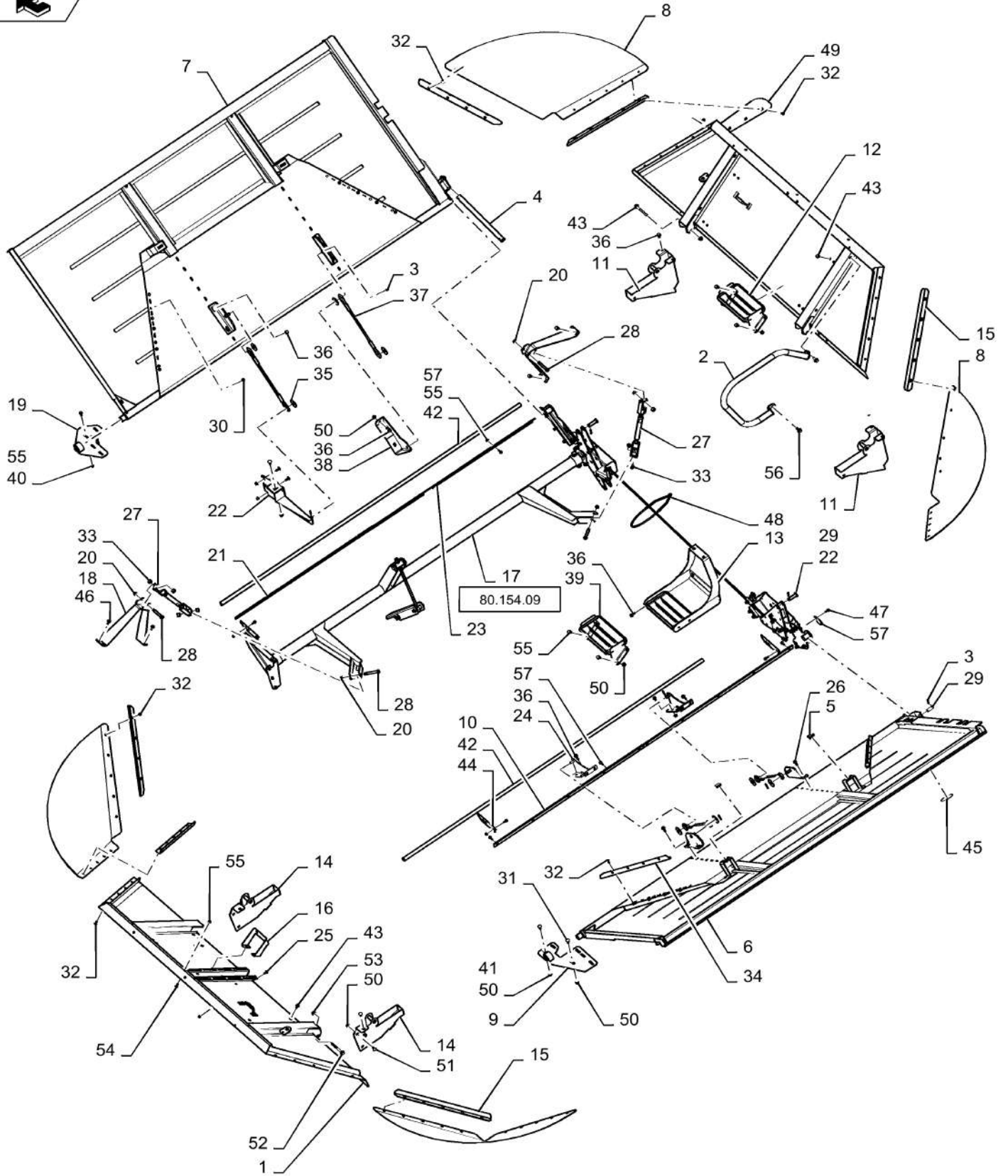
80.150.BF

01

p1

10/201
3

GRAIN TANK COVERS, 315 & 350 BUSHEL



GRAIN TANK COVERS, 315 & 350 BUSHEL

REF FN	PART NUMBER	YR/SN	QTY DESCRIPTION
1	84399508		2 EXTENSION 24 IN, 315 BUSHEL
	84399505		2 EXTENSION 27 IN, 350 BUSHEL
2	84510294		1 HANDLE
3	130004		12 COTTER PIN M3.2 x 25
4	84152697		2 UPPER LINK
5	9617869		4 BUMPER
6	84387538		1 COVER ASSY LH
	87556665		1 BEARING COMPONENT OF PART # 84387538
7	84276252		1 COVER ASSY RH
	87556665		1 BEARING COMPONENT OF PART # 84276252
8	86975520		4 SHEET 24 IN, 315 BUSHEL
	86975734		4 SHEET 27 IN, 350 BUSHEL
9	84510307		1 HINGE
	87556665		1 BEARING COMPONENT OF PART # 84510307
10	84355676		2 BRACKET
11	84174215		2 HINGE
12	84393348		1 STEP
13	84395879		1 STEP
14	87552212		2 BRACKET
15	86975516		4 ANGLE 315 BUSHEL
	86975514		4 ANGLE 350 BUSHEL
16	86975897		1 BRACKET
17	NSS		1 NOT SERVICED SEPARATELY
18	87491039		2 BRACKET
19	84187744		1 HINGE
20	87547587		4 LOCK NUT
21	84403643		1 STRIP RH Front Strip
21	84258603		1 ANGLE LH Front Strip
22	84187736		1 BRACKET
23	84403645		1 STRIP RH Rear Strip
23	84258607		1 ANGLE LH Rear Strip

7230 8230 9230

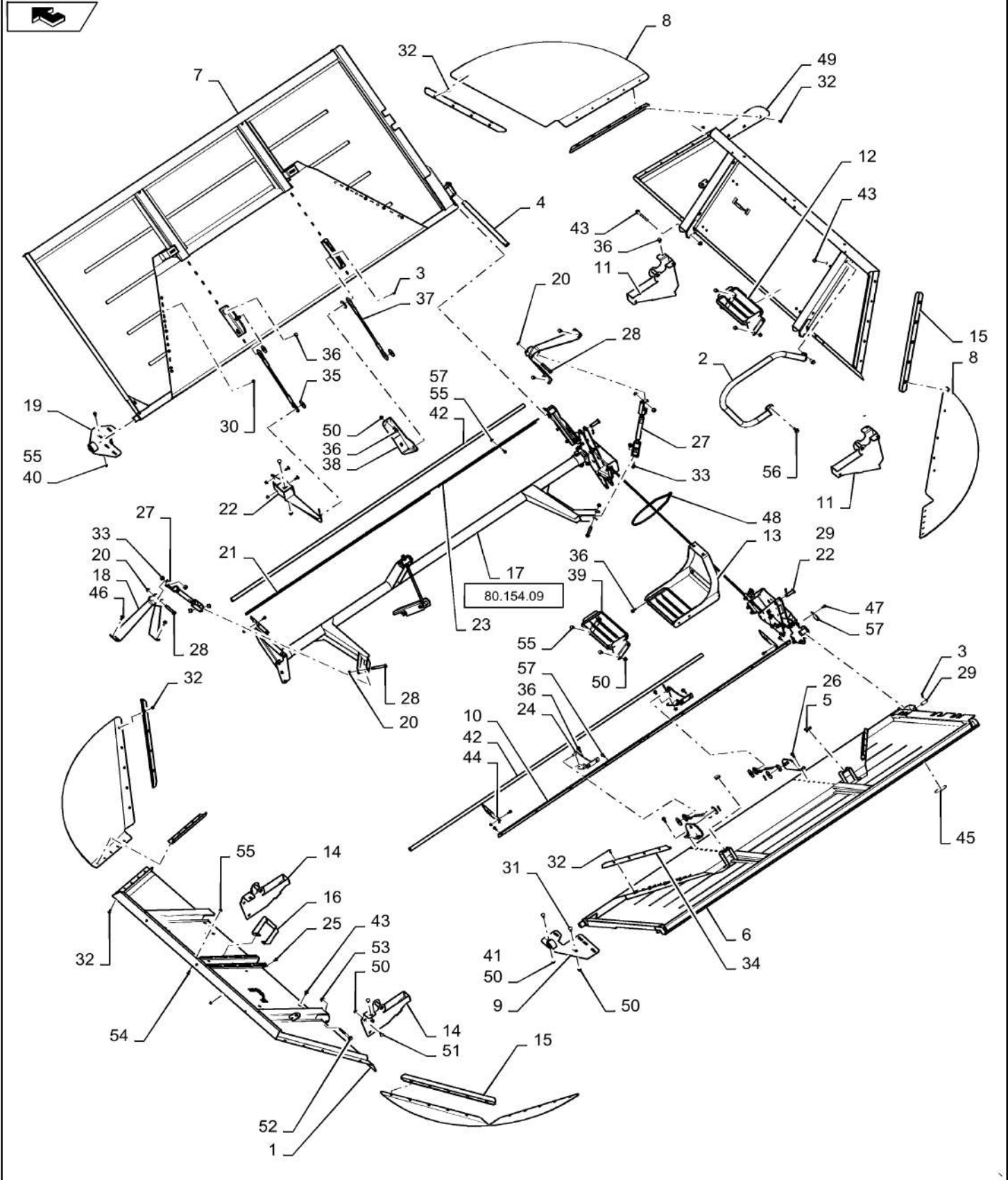
80.150.BF

01

p2

10/201
3

GRAIN TANK COVERS, 315 & 350 BUSHEL



80.150.BF

01

p2

10/201
3**GRAIN TANK COVERS, 315 & 350 BUSHEL**

REF FN	PART NUMBER	YR/SN	QTY DESCRIPTION
24	84359872		2 ANCHOR
25	86975528		1 BRACKET 315 BUSHEL
	86975526		1 BRACKET 350 BUSHEL
26	84194824		4 ANGLE
27	87479911		2 DRAG LINK
28	84182839		4 SCREW M10 x 1.5 x 66.70mm, Heat Treated Steel
29	362528		4 CLEVIS PIN M16 x 55
30	86610200		16 THREADED INSERT
31	87682392		2 BOLT
32	86975890		36 SCREW Pan, M8 x 1.25 x 20mm, Cl 8.8
33	87348842		8 SPACER
34	84165687		4 ANGLE
35	87613264		8 WASHER
36	87698836		27 BOLT Hvy Hex Flg, M10 x 25mm, Cl 10.9, Full Thd
37	84180932		4 CABLE RETAINER
38	84187730		1 BRACKET, SUPPORTING RH
38	84187731		1 BRACKET, SUPPORTING LH (Not Shown)
39	84393346		1 STEP
40	87698833		5 BOLT Hvy Hex Flg, M8 x 25mm, Cl 10.9, Full Thd
41	87682391		7 CARRIAGE BOLT Sht Sq Nk, M10 x 25mm, Cl 10.9
42	84234742		2 DOOR SEAL
43	87021006		12 BOLT Hex Flg, M10 x 16mm, Gr 10.9
44	84326991		4 PLATE
45	84432904		1 DECAL
46	87698835		18 BOLT
47	84391053		2 SHEET
48	801895		1 CABLE TIE 30.63"
49	84385052		1 SHEET 315 BUSHEL
	84385050		1 SHEET 350 BUSHEL
50	86050279		28 FLANGE NUT M10 x 1.5, Flg, Cl 10

7230 8230 9230

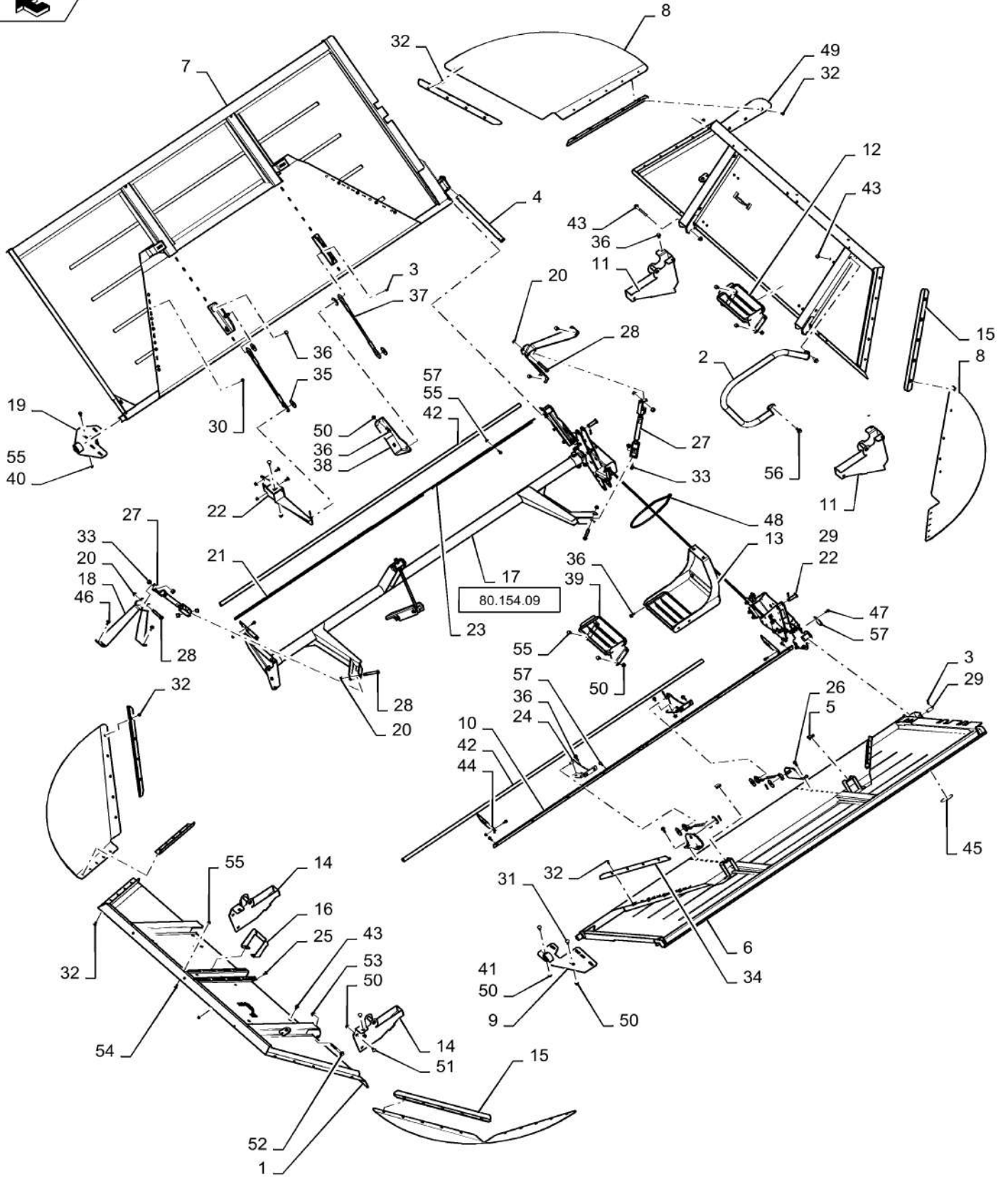
80.150.BF

01

p3

10/201
3

GRAIN TANK COVERS, 315 & 350 BUSHEL



80.150.BF

01

p3

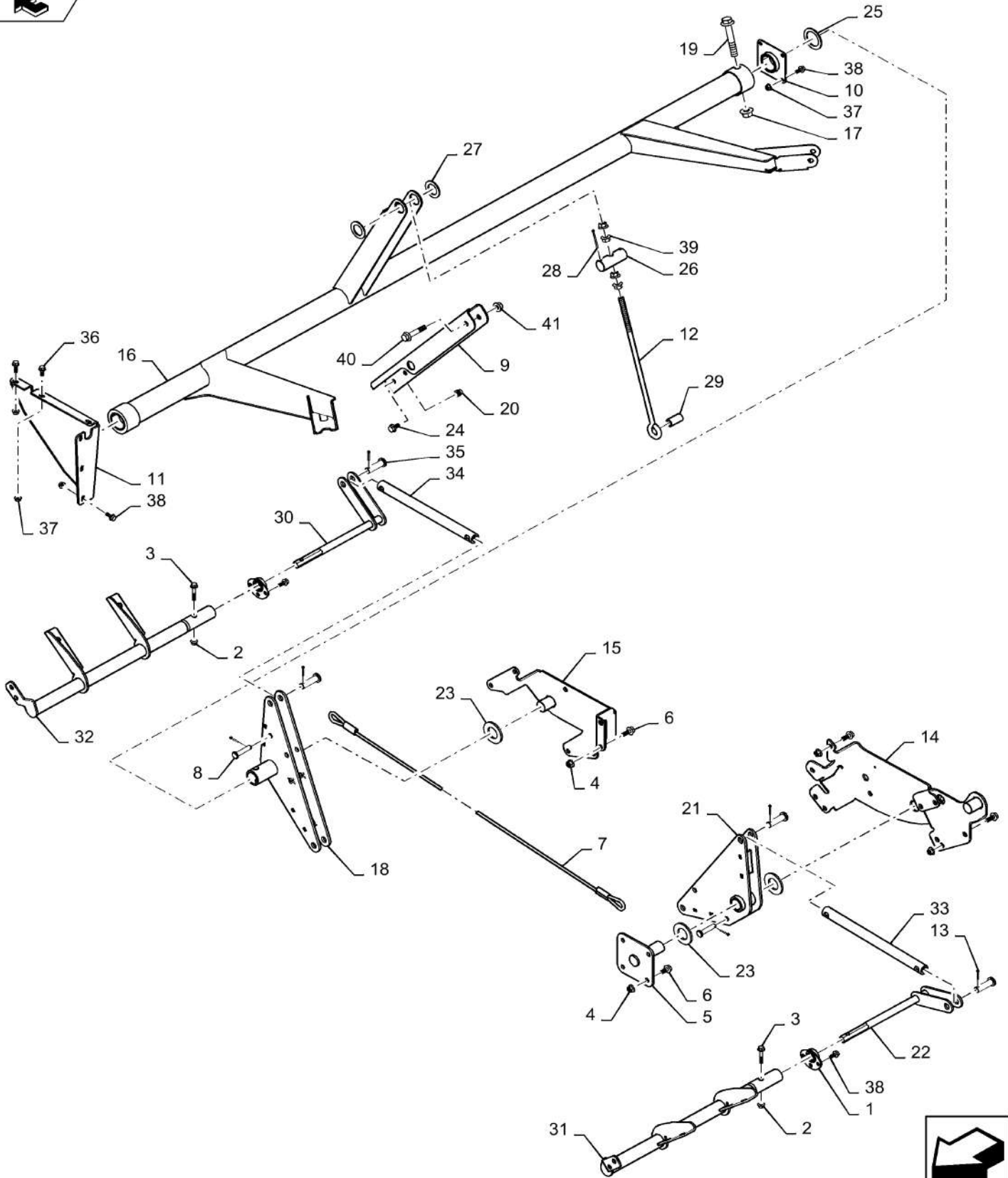
10/201
3

GRAIN TANK COVERS, 315 & 350 BUSHEL

REF FN	PART NUMBER	YR/SN	QTY DESCRIPTION
51	87682390		6 BOLT
52	87032825		4 BOLT Hvy Hex, M12 x 100mm, CI 10.9
53	87681209		4 FLANGE NUT Prev Torque, Hex Flg, M12, 13.80mm High, CI 10
54	87682383		5 BOLT
55	86507066		28 FLANGE NUT M8 x 1.25, Flg, CI 10
56	87343550		2 BOLT
57	87656137		36 BOLT Hvy Hex, M8 x 20mm, CI 10.9

7230 8230 9230

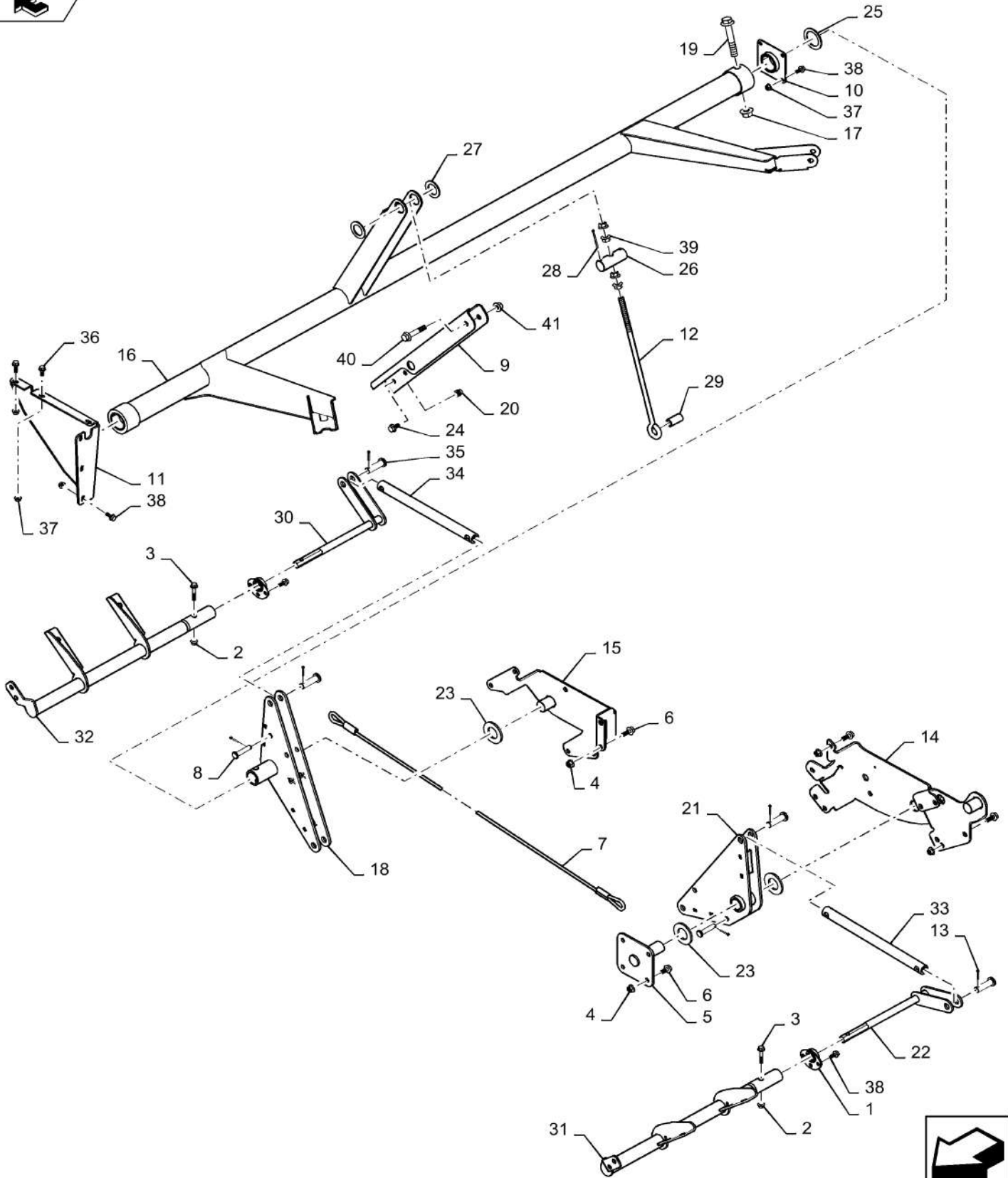
HINGE SYSTEM, GRAIN TANK, POWER EXTENSIONS



HINGE SYSTEM, GRAIN TANK, POWER EXTENSIONS

REF FN	PART NUMBER	YR/SN	QTY DESCRIPTION
1	84386322		2 PLATE
	84386320		2 BUSHING component of part # 84386322
2	87681210		2 FLANGE NUT Hex, M8, CI 10
3	84401335		2 BOLT
4	86050279		16 FLANGE NUT M10 x 1.5, Flg, CI 10
5	84234743		1 BRACKET
6	87698836		16 BOLT Hvy Hex Flg, M10 x 25mm, CI 10.9, Full Thd
7	84187755		1 CABLE
8	728-1255		2 CLEVIS PIN M12 x 55
9	84141618		1 CHANNEL
10	84156236		1 SUPPORT
11	87491002		1 MOUNT
12	84142319		1 ROD
13	130004		6 COTTER PIN M3.2 x 25
14	84395889		1 BRACKET
15	84385064		1 BRACKET
16	84267253		1 ROCKSHAFT
17	87016581		1 FLANGE NUT M16 x 2, Flg, CI 10
18	84395896		1 LINK
	87556665		1 BEARING component of part # 84395896
19	87698850		1 BOLT Hvy Hex Flg, M16 x 100mm, CI 10.9
20	86610200		3 THREADED INSERT
21	84391046		1 LINK
	87556665		2 BEARING component of part # 84391046
22	84546233		1 LINKAGE YOKE
23	86512837		3 WASHER 1 1/4", SAE
24	87698835		3 BOLT
25	87613204		1 WASHER
26	84141615		1 PIN
			7230 8230 9230

HINGE SYSTEM, GRAIN TANK, POWER EXTENSIONS



80.150.BF

02

p2

10/201
3**HINGE SYSTEM, GRAIN TANK, POWER EXTENSIONS**

REF FN	PART NUMBER	YR/SN	QTY DESCRIPTION
27	86632583		2 WASHER 1 9/32" x 2" x .120"
28	300410		2 COTTER PIN M3.2 x 50
29	84194819		1 SPACER
30	84536845		1 LINKAGE YOKE
31	84536839		1 LINKAGE
32	84536842		1 LINKAGE
33	84391048		1 TUBE
34	84391049		1 LINK
35	362528		4 CLEVIS PIN M16 x 55
36	87698833		1 BOLT Hvy Hex Flg, M8 x 25mm, CI 10.9, Full Thd
37	86507066		10 FLANGE NUT M8 x 1.25, Flg, CI 10
38	87656137		15 BOLT Hvy Hex, M8 x 20mm, CI 10.9
39	86512497		4 FLANGE NUT M12 x 1.75, Flg, CI 10
40	84388498		1 BOLT
41	87681209		1 FLANGE NUT Prev Torque, Hex Flg, M12, 13.80mm High, CI 10

7230 8230 9230

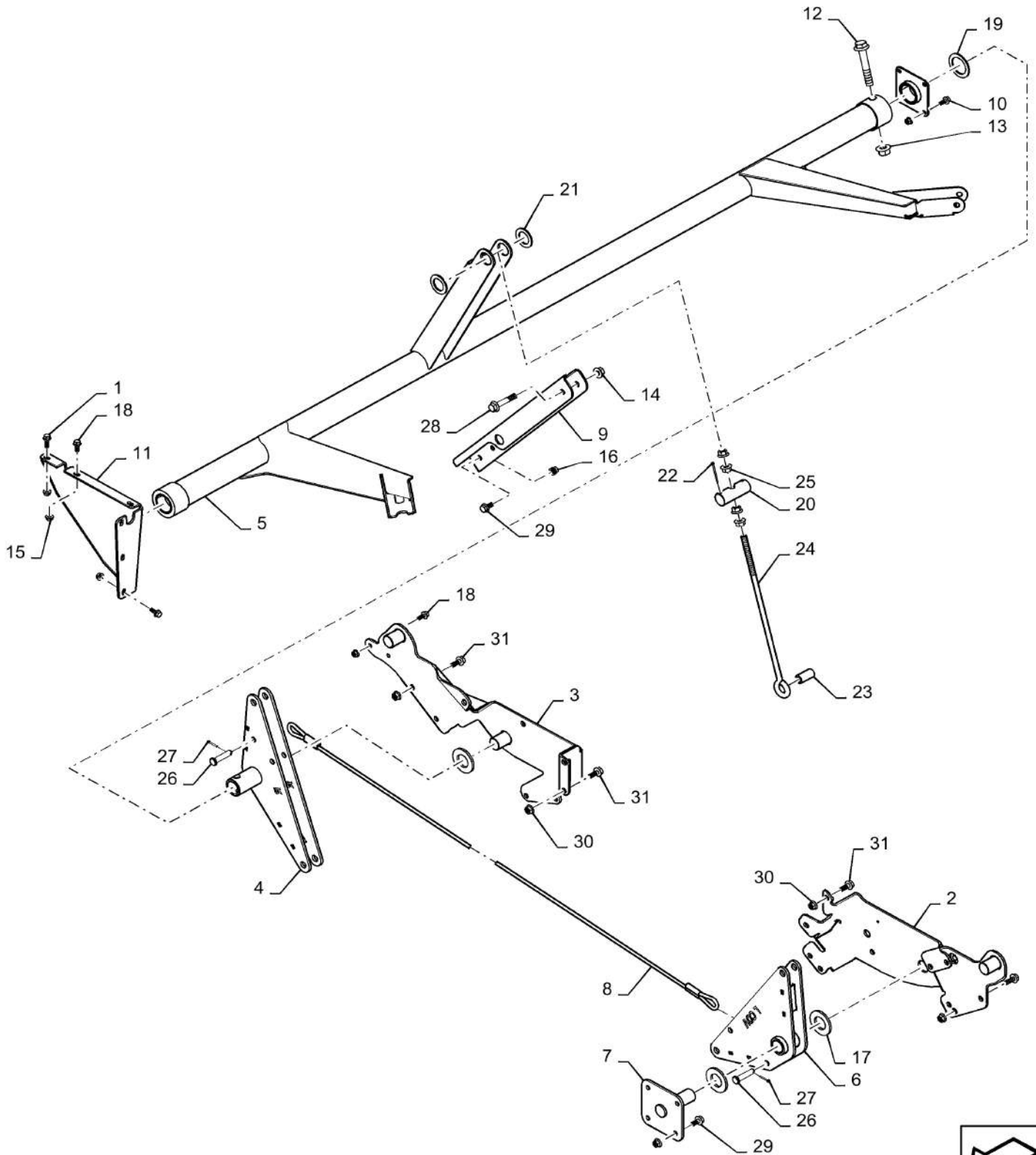
80.150.BF

03

p1

10/201
3

HINGE SYSTEM, GRAIN TANK, POWER COVERS



80.150.BF

03

p1

10/201
3**HINGE SYSTEM, GRAIN TANK, POWER COVERS**

REF FN	PART NUMBER	YR/SN	QTY DESCRIPTION
1	87698833		1 BOLT Hvy Hex Flg, M8 x 25mm, CI 10.9, Full Thd
2	84395892		1 BRACKET
3	84234739		1 BRACKET
4	84395896		1 LINK
	87556665		1 BEARING COMPONENT OF PART # 84395896
5	84267253		1 ROCKSHAFT
6	84403629		1 LINK
	87556665		BEARING COMPONENT OF PART # 84403629
7	84234743		1 BRACKET
8	84187755		1 CABLE
9	84141618		1 CHANNEL
10	84156236		1 SUPPORT
11	87491002		1 MOUNT
12	87698850		1 BOLT Hvy Hex Flg, M16 x 100mm, CI 10.9
13	87016581		1 FLANGE NUT M16 x 2, Flg, CI 10
14	87681209		1 FLANGE NUT Prev Torque, Hex Flg, M12, 13.80mm High, CI 10
15	86507066		10 FLANGE NUT M8 x 1.25, Flg, CI 10
16	86610200		3 THREADED INSERT
17	86512837		3 WASHER 1 1/4", SAE
18	87656137		11 BOLT Hvy Hex, M8 x 20mm, CI 10.9
19	87613204		1 WASHER
20	84141615		1 PIN
21	86632583		2 WASHER 1 9/32" x 2" x .120"
22	300410		2 COTTER PIN M3.2 x 50
23	84194819		1 SPACER
24	84142319		1 ROD
25	86512497		4 FLANGE NUT M12 x 1.75, Flg, CI 10
26	728-1255		2 CLEVIS PIN M12 x 55
27	130004		2 COTTER PIN M3.2 x 25

7230 8230 9230

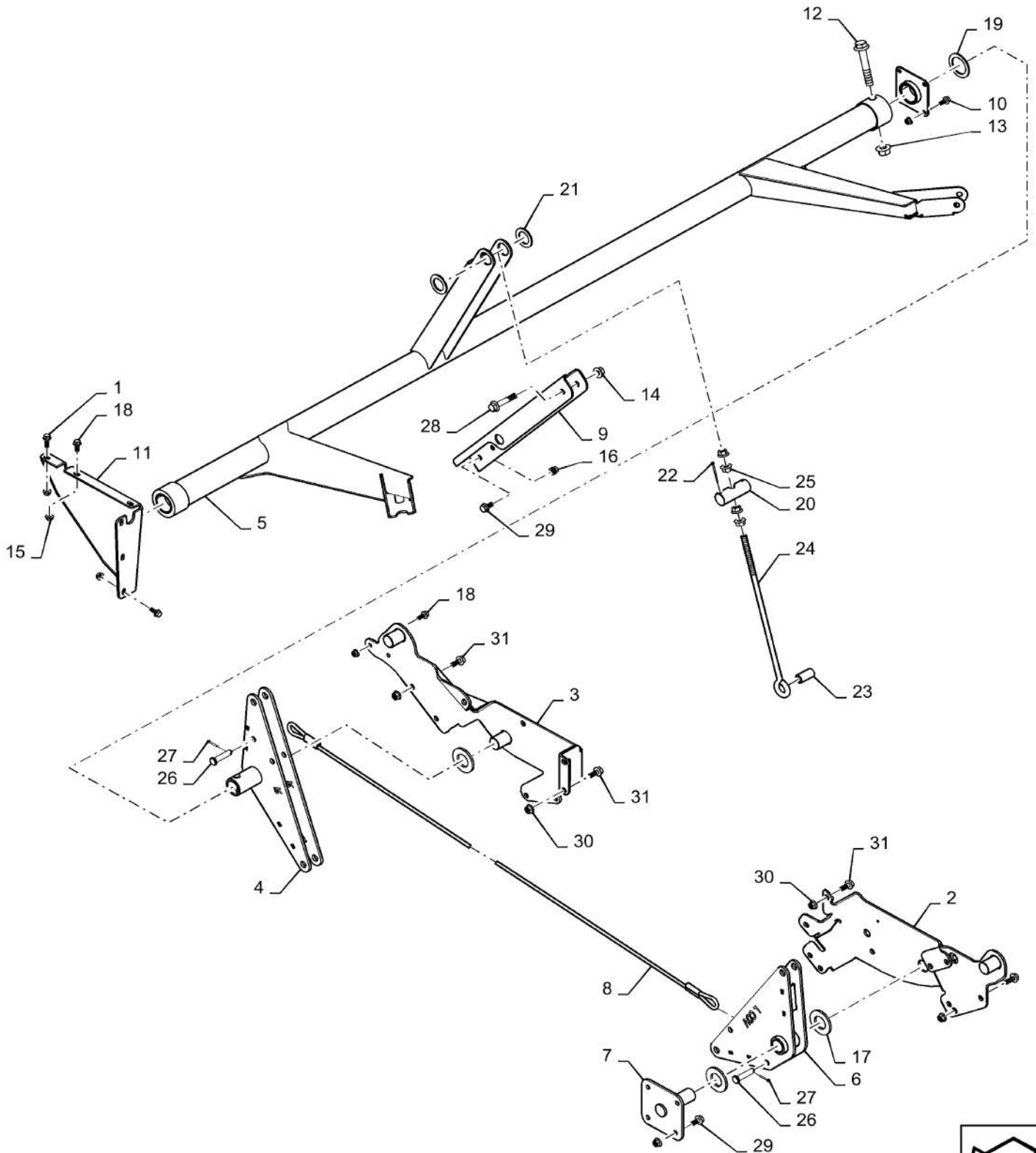
80.150.BF

03

p2

10/201
3

HINGE SYSTEM, GRAIN TANK, POWER COVERS



80.150.BF

03

p2

10/201
3

HINGE SYSTEM, GRAIN TANK, POWER COVERS

REF FN	PART NUMBER	YR/SN	QTY DESCRIPTION
28	84388498		1 BOLT
29	87698835		7 BOLT
30	86050279		18 FLANGE NUT M10 x 1.5, Flg, CI 10
31	87698836		15 BOLT Hvy Hex Flg, M10 x 25mm, CI 10.9, Full Thd

7230 8230 9230

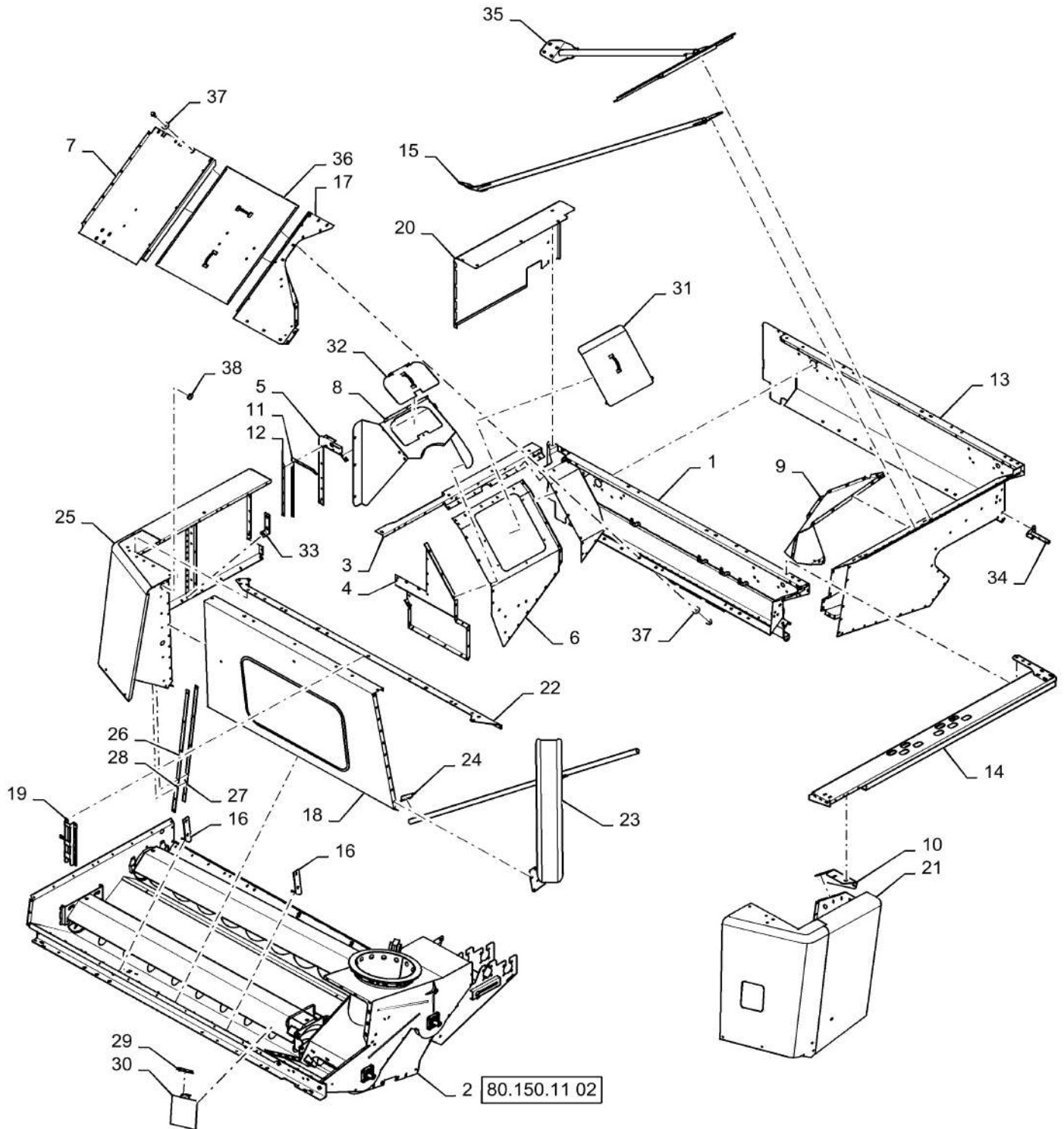
80.150.BG

01

p1

10/201
3

GRAIN TANK, HIGH CAPACITY



GRAIN TANK, HIGH CAPACITY

REF FN	PART NUMBER	YR/SN	QTY DESCRIPTION
1	84536822		1 PANEL
2	NSS		1 NOT SERVICED SEPARATELY
3	84355671		1 CHANNEL
4	87551391		1 SHEET ASSY.
5	87634778		1 SHEET ASSY.
6	84399498		1 SHEET
7	84399501		1 FLOOR
8	87551404		1 SHIELD
9	84390790		1 COVER
10	84343240		1 BRACKET
11	87634845		1 STRIP
12	87551673		1 SHEET
13	84390801		1 SHEET
14	84394599		1 BEAM
15	84376428		1 TUBE
16	84366989		2 ANGLE
17	84390784		1 FLOOR
18	84376433		1 SERVICE KIT
19	87551580		1 BRACKET
20	84187764		1 COVER
21	84510313		1 PANEL
22	84510283		1 ANGLE
23	84376427		1 CHUTE
24	87551606		1 CLIP
25	84387543		1 PANEL
26	87551410		1 STRAP
27	87551411		1 STRAP
28	87551412		1 STRAP
29	84077042		1 BRACKET
30	87551345		1 DOOR
31	87551397		1 COVER
32	87551406		1 COVER
33	87657054		1 STRAP
34	84326900		1 MOUNT
			7230 8230 9230

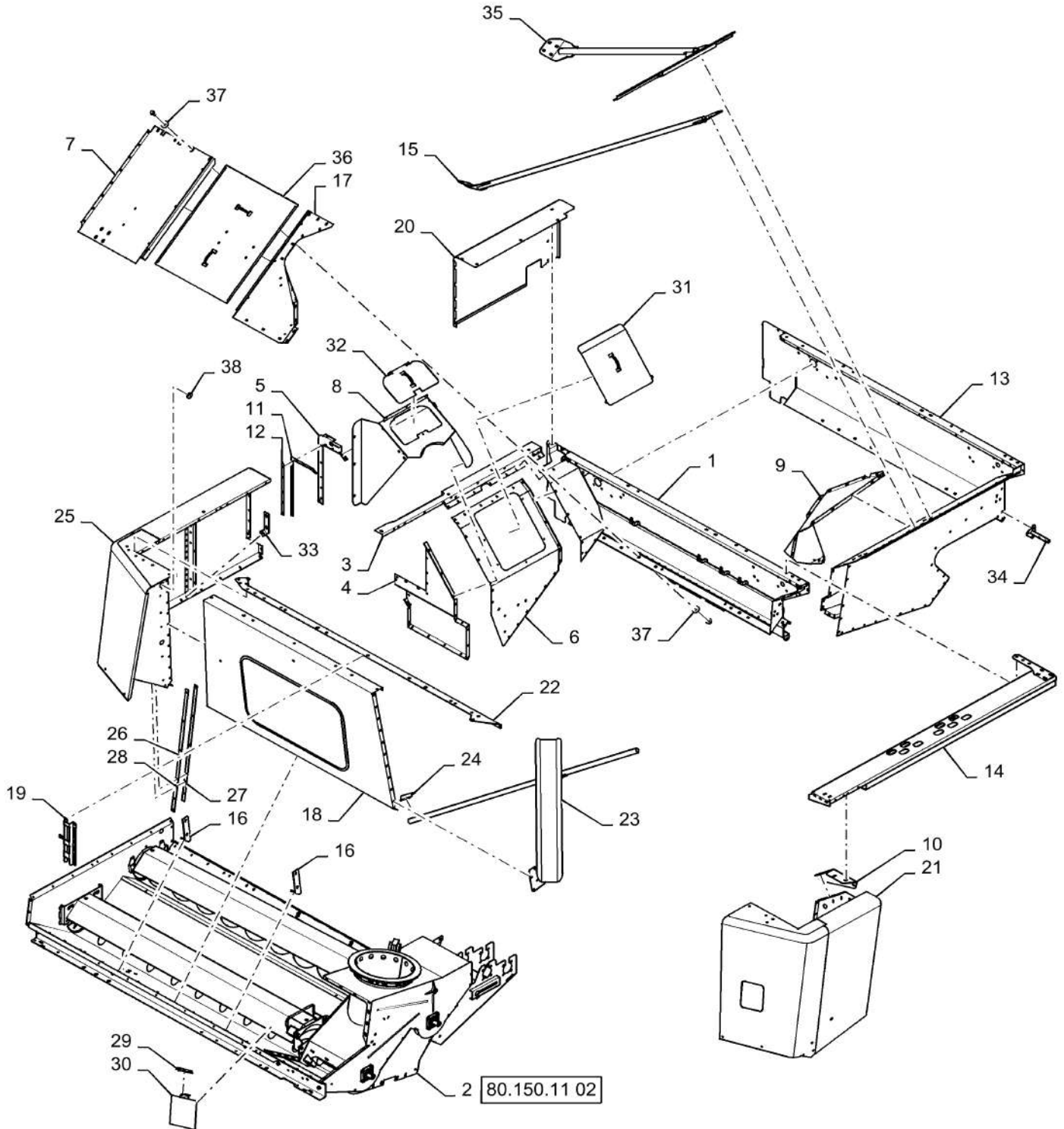
80.150.BG

01

p2

10/201
3

GRAIN TANK, HIGH CAPACITY



80.150.BG

01

p2

10/201
3

GRAIN TANK, HIGH CAPACITY

REF FN	PART NUMBER	YR/SN	QTY DESCRIPTION
---------------	--------------------	--------------	------------------------

35	84361997		1 TUBE
36	84536821		1 DOOR

7230 8230 9230

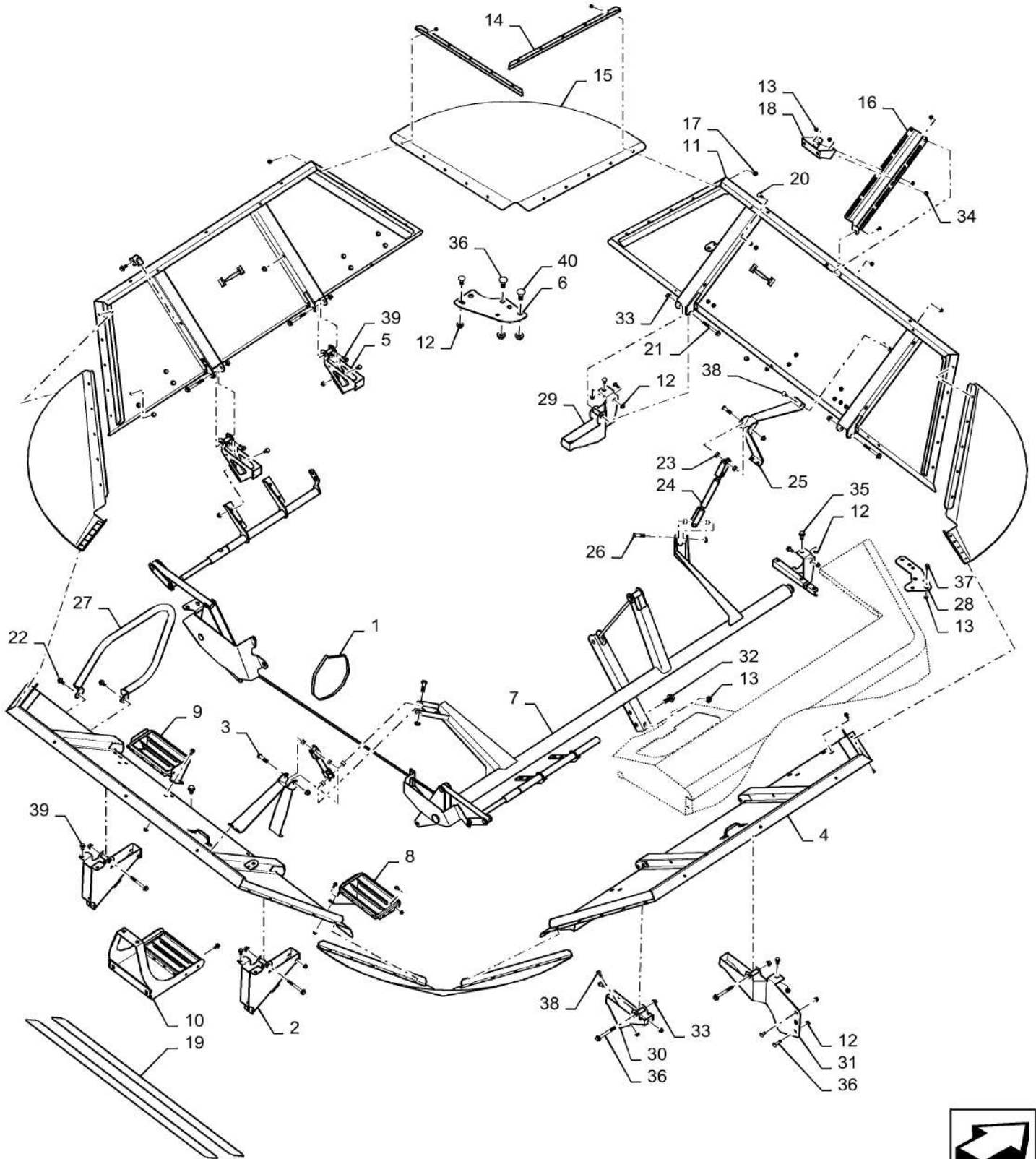
80.150.BG

02

p1

10/201
3

EXTENSION, GRAIN BIN, PWR, 315 & 350 BU



EXTENSION, GRAIN BIN, PWR, 315 & 350 BU

REF FN	PART NUMBER	YR/SN	QTY DESCRIPTION
1	801895		1 CABLE TIE 30.63"
2	84174215		2 HINGE
3	84182839		4 SCREW M10 x 1.5 x 66.70mm, Heat Treated Steel
4	84359875		2 EXTENSION LH & RH 24 IN, 315 BUSHEL
	84359876		2 EXTENSION LH & RH 27 IN, 350 BUSHEL
5	84385048		2 HINGE
6	84510384		1 PLATE
7	NSS		1 NOT SERVICED SEPARATELY
8	84393346		1 STEP
9	84393348		1 STEP
10	84395879		1 STEP
11	84399508		2 EXTENSION FR & RR 24 IN, 315 BUSHEL
	84399505		2 EXTENSION FR & RR 27 IN, 350 BUSHEL
12	86050279		27 FLANGE NUT M10 x 1.5, Flg, CI 10
13	86507066		22 FLANGE NUT M8 x 1.25, Flg, CI 10
14	86975516		8 ANGLE 315 BUSHEL
	86975514		8 ANGLE 350 BUSHEL
15	86975520		4 SHEET 24 IN 315 BUSHEL
	86975734		4 SHEET 27 IN 350 BUSHEL
16	86975528		1 BRACKET 315 BUSHEL
	86975526		1 BRACKET 350 BUSHEL
17	86975890		40 SCREW Pan, M8 x 1.25 x 20mm, CI 8.8
18	86975897		1 BRACKET
19	86995792		2 PAD
20	87021006		22 BOLT Hex Flg, M10 x 16mm, Gr 10.9
21	87698847		8 BOLT
22	87343550		2 BOLT
23	87348842		8 SPACER
24	87479911		2 DRAG LINK
25	87491039		2 BRACKET
26	87547587		4 LOCK NUT
27	84510294		1 HANDLE
28	87551365		1 PLATE

7230 8230 9230

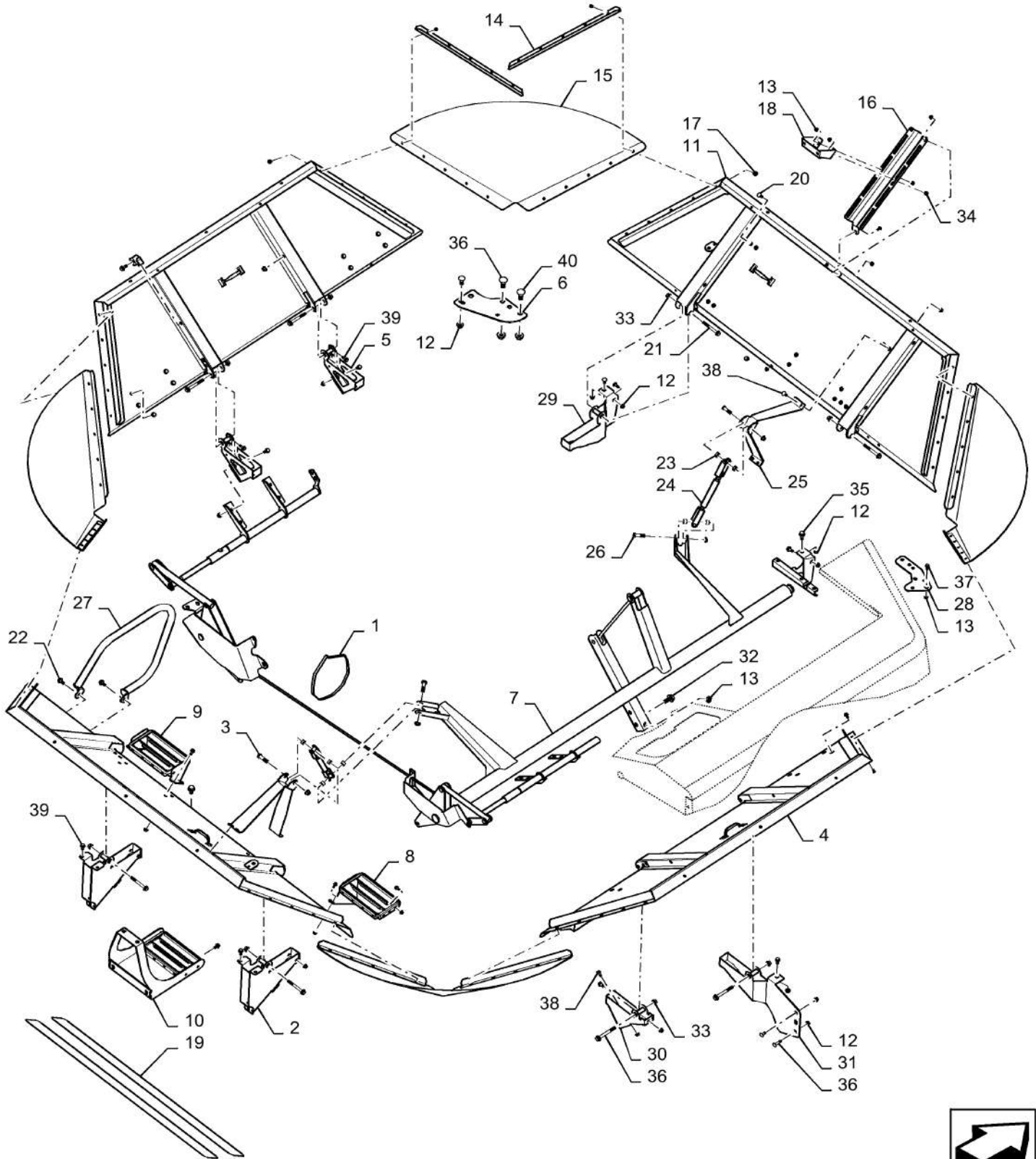
80.150.BG

02

p2

10/201
3

EXTENSION, GRAIN BIN, PWR, 315 & 350 BU



80.150.BG

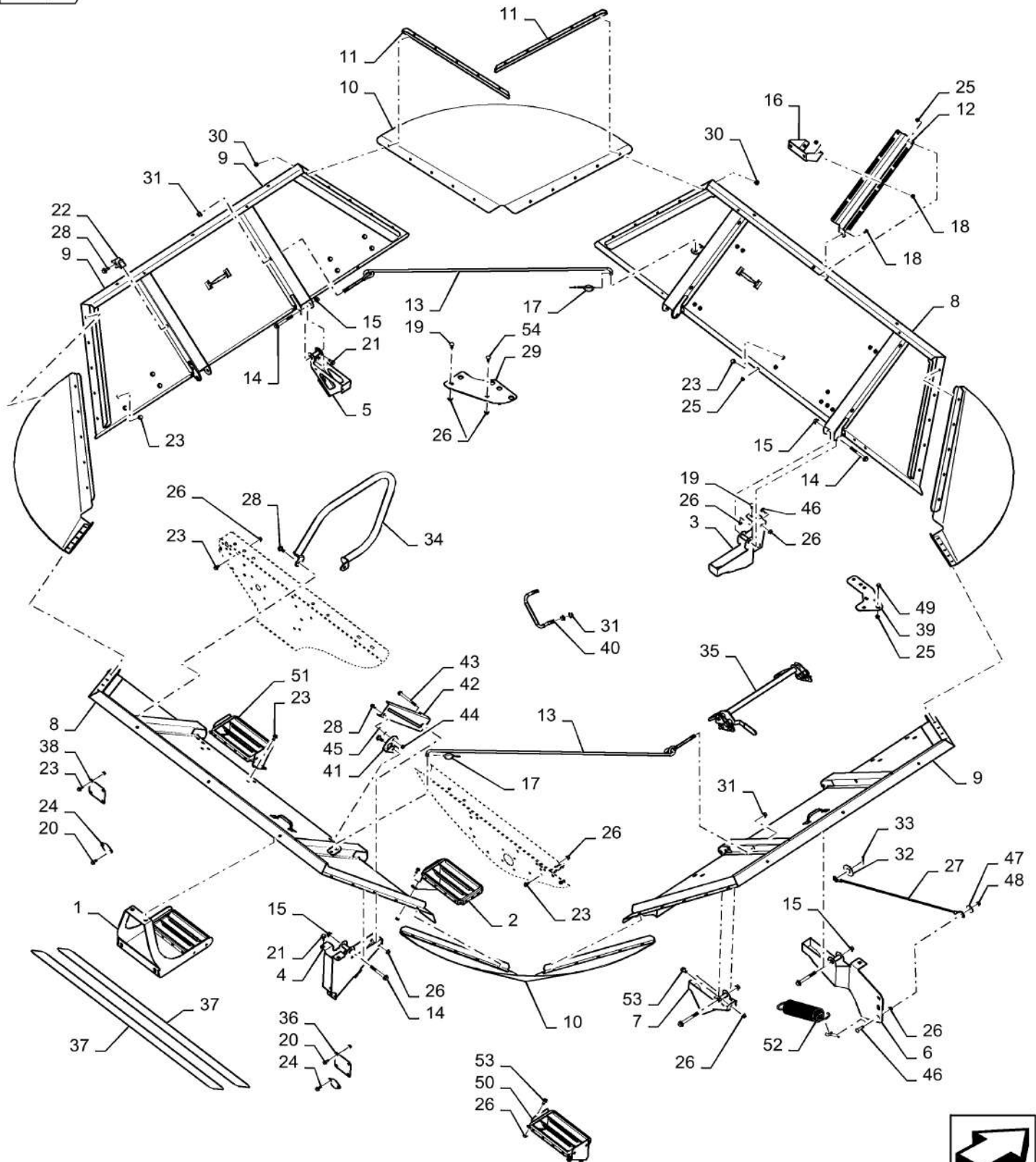
02

p2

10/201
3**EXTENSION, GRAIN BIN, PWR, 315 & 350 BU**

REF FN	PART NUMBER	YR/SN	QTY DESCRIPTION
29	87552212		2 BRACKET
30	87552233		1 HINGE
31	87643079		1 HINGE
32	87656137		13 BOLT Hvy Hex, M8 x 20mm, CI 10.9
33	87681209		8 FLANGE NUT Prev Torque, Hex Flg, M12, 13.80mm High, CI 10
34	87682383		5 BOLT
35	87682390		7 BOLT
36	87682391		7 CARRIAGE BOLT Sht Sq Nk, M10 x 25mm, CI 10.9
37	87698833		6 BOLT Hvy Hex Flg, M8 x 25mm, CI 10.9, Full Thd
38	87698835		34 BOLT
39	87698836		12 BOLT Hvy Hex Flg, M10 x 25mm, CI 10.9, Full Thd
40	87682392		2 BOLT
			7230 8230 9230

EXTENSION, GRAIN BIN, MANUAL, 315 & 350 BU

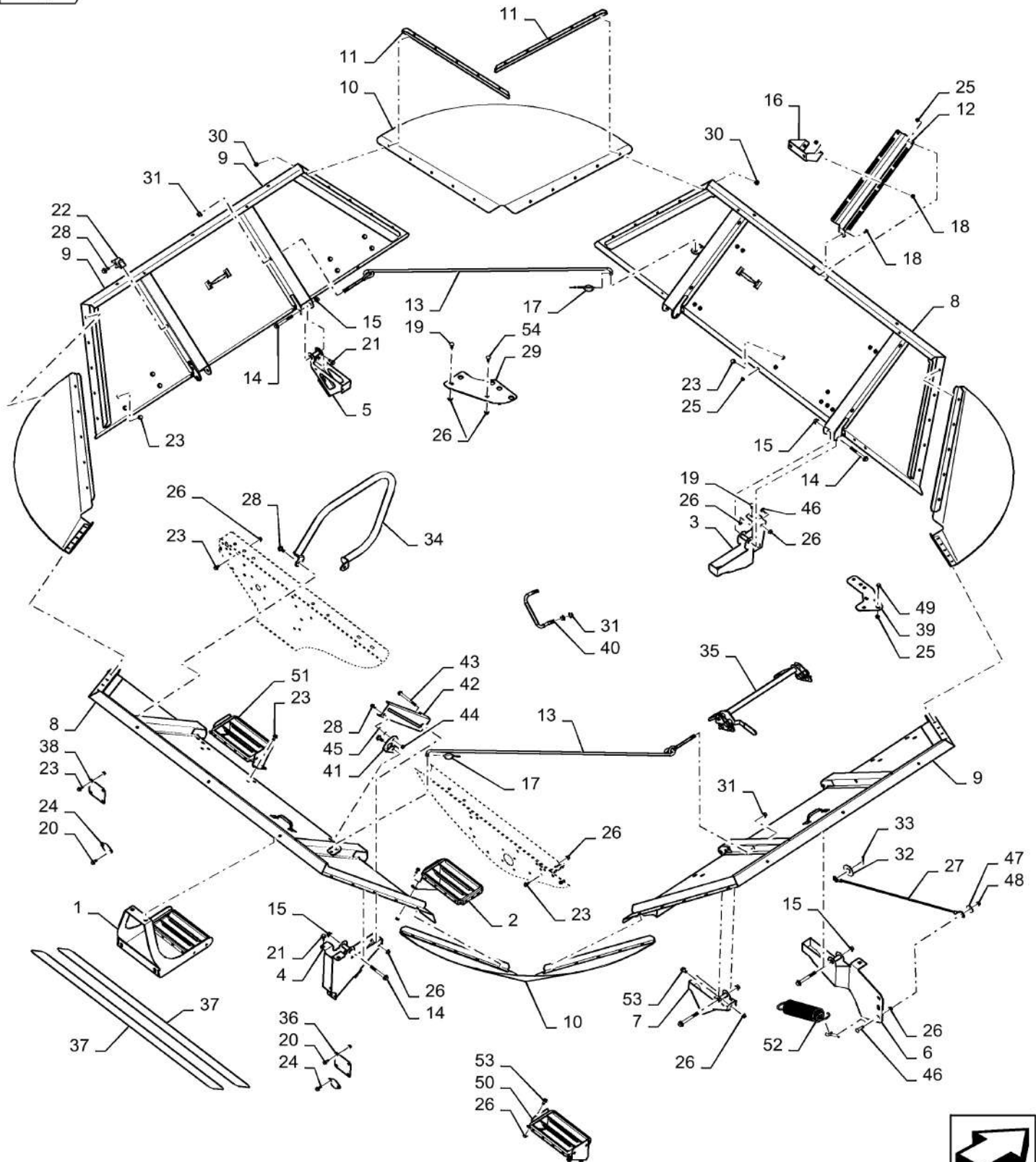


EXTENSION, GRAIN BIN, MANUAL, 315 & 350 BU

REF FN	PART NUMBER	YR/SN	QTY DESCRIPTION
1	84395879		1 STEP
2	84395881		1 STEP
3	87552212		2 BRACKET
4	84174215		2 HINGE
5	84385048		2 HINGE
6	87643079		1 HINGE
7	87552233		1 HINGE
8	84399508		2 EXTENSION 24 IN 315 BUSHEL
	84399505		2 EXTENSION 27 IN 350 BUSHEL
9	84359875		2 EXTENSION 24 IN 315 BUSHEL
	84359876		2 EXTENSION 27 IN 350 BUSHEL
10	86975520		4 SHEET 24 IN 315 BUSHEL
	86975734		4 SHEET 27 IN 350 BUSHEL
11	86975516		8 ANGLE 315 BUSHEL
	86975514		8 ANGLE 350 BUSHEL
12	86975528		1 BRACKET 315 BUSHEL
	86975526		1 BRACKET 350 BUSHEL
13	86975790		2 ROD
14	87032825		8 BOLT Hvy Hex, M12 x 100mm, CI 10.9
15	87681209		8 FLANGE NUT Prev Torque, Hex Flg, M12, 13.80mm High, CI 10
16	86975897		1 BRACKET
17	87106279		2 PIN
18	87682383		5 BOLT
19	87682391		11 CARRIAGE BOLT Sht Sq Nk, M10 x 25mm, CI 10.9
20	87656137		22 BOLT Hvy Hex, M8 x 20mm, CI 10.9
21	87698836		12 BOLT Hvy Hex Flg, M10 x 25mm, CI 10.9, Full Thd
22	86976901		2 CLIP
23	87021006		59 BOLT Hex Flg, M10 x 16mm, Gr 10.9
24	84391053		2 SHEET
25	86507066		29 FLANGE NUT M8 x 1.25, Flg, CI 10
26	86050279		46 FLANGE NUT M10 x 1.5, Flg, CI 10

7230 8230 9230

EXTENSION, GRAIN BIN, MANUAL, 315 & 350 BU



EXTENSION, GRAIN BIN, MANUAL, 315 & 350 BU

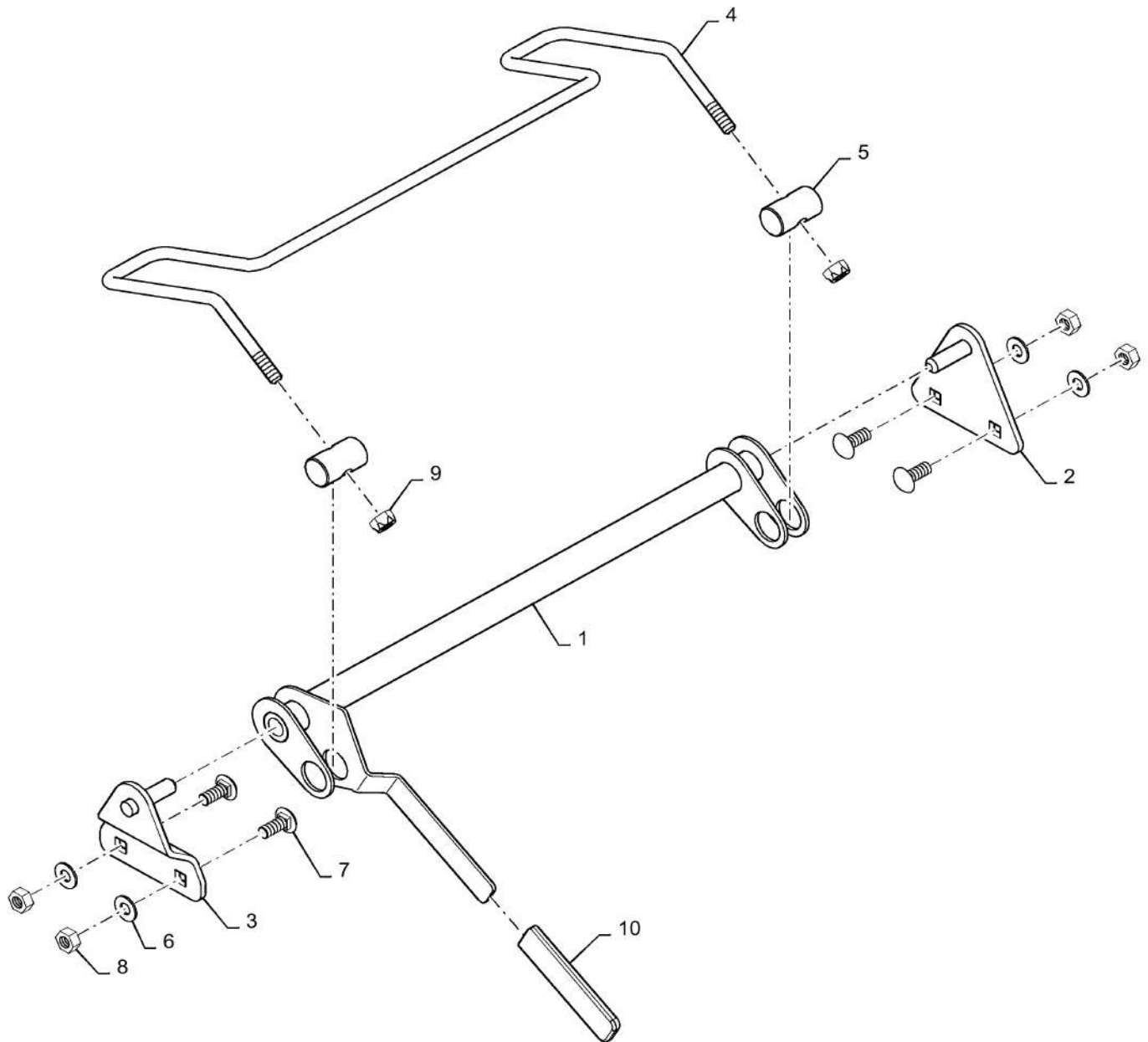
REF FN	PART NUMBER	YR/SN	QTY DESCRIPTION
27	87668051		1 CABLE ASSY.
28	87343550		5 BOLT
29	84510384		1 PLATE
30	86975890		40 SCREW Pan, M8 x 1.25 x 20mm, CI 8.8
31	86512497		6 FLANGE NUT M12 x 1.75, Flg, CI 10
32	87374		1 WASHER 1"
33	87399		1 COTTER PIN 3/16" x 1 3/4"
34	84510294		1 HANDLE
35	NSS		1 NOT SERVICED SEPARATELY
36	84120345		1 COVER
37	86995792		2 PAD
38	84267251		1 COVER
39	87551365		1 PLATE
40	87105130		1 HANDLE
41	87107781		1 BRACKET
42	87107588		1 LATCH
43	87698861		1 BOLT
44	87681210		1 FLANGE NUT Hex, M8, CI 10
45	86511315		2 WASHER M8 x 16 x 1.6
46	87682394		1 BOLT
47	140219		1 WASHER
48	87547587		1 LOCK NUT
49	87698833		11 BOLT Hvy Hex Flg, M8 x 25mm, CI 10.9, Full Thd
50	84393346		1 STEP
51	84393348		1 STEP
52	86975571		1 SPRING
53	87698835		11 BOLT
54	87682392		2 BOLT
			7230 8230 9230

80.150.BH

p1

10/201
3

LATCH, HC, MAN EXT, 315 & 350



80.150.BH

p1

10/201
3

LATCH, HC, MAN EXT, 315 & 350

REF FN	PART NUMBER	YR/SN	QTY DESCRIPTION
1	87552205		1 LATCH
2	87552207		1 BRACKET
3	87552209		1 BRACKET
4	87105947		1 ROD
5	87105948		2 SUPPORT
6	140045		4 BELLEVILLE WASHER M10
7	86633356		4 CARRIAGE BOLT Short NK, M10 x 25, CI8.8, Full Thd
8	100016		4 NUT M10, CI 8
9	100037		2 NUT M10 x 1.5, CI 8, Prev Torque
10	87031684		1 HANDLE GRIP
			7230 8230 9230

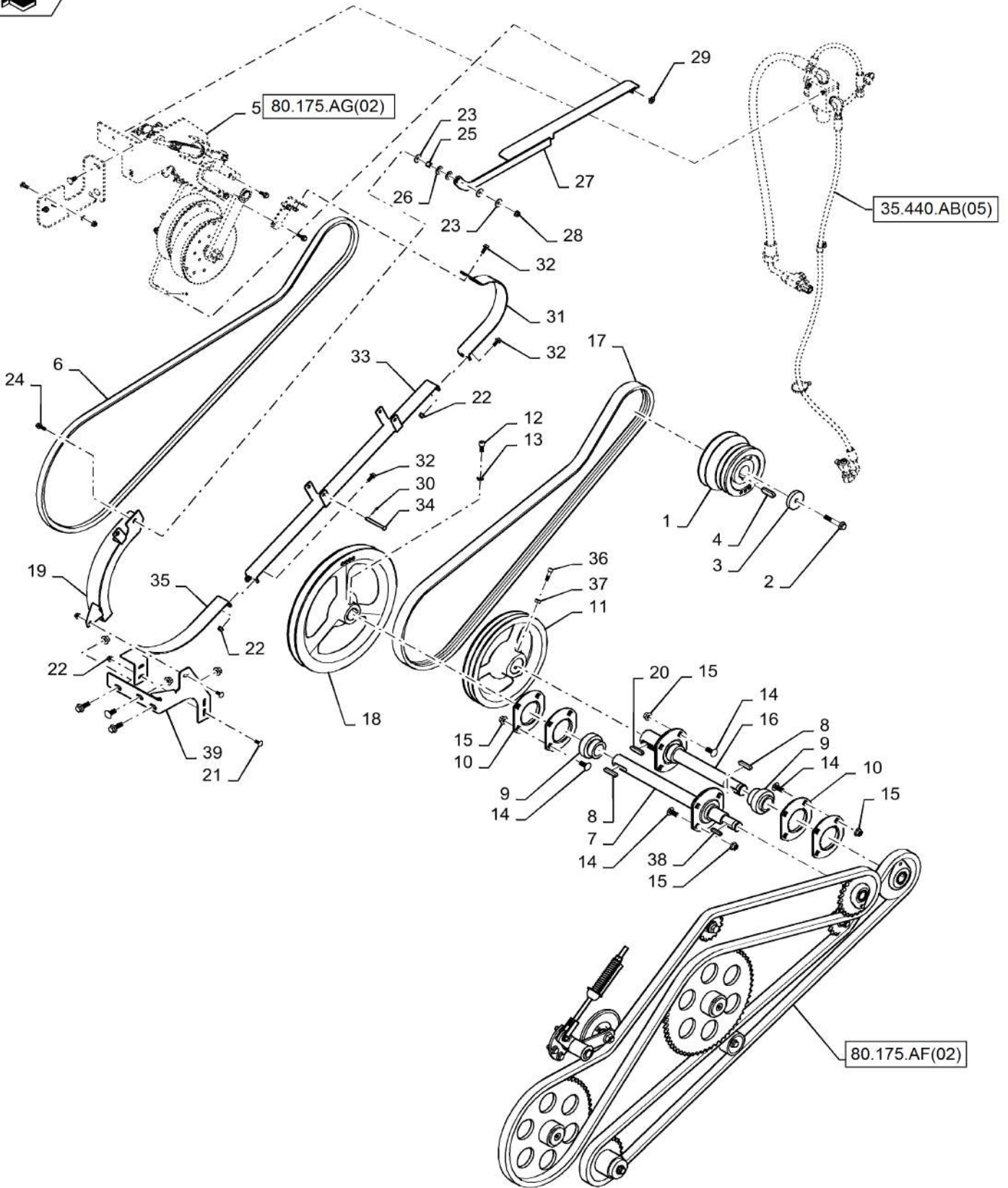
80.175.AG

01

p1

10/201
3

UNLOADING DRIVE, DUAL DRIVE



UNLOADING DRIVE,DUAL DRIVE

REF FN	PART NUMBER	YR/SN	QTY DESCRIPTION
1	84256377		1 PULLEY
2	87698845		1 BOLT Hvy Hex Flg, M12 x 70mm, CI 10.9
3	84073172		1 WASHER M13 x 60 x 12 Thk
4	170066		1 KEY M14 x 9 x 50, Par
5	NSS		1 NOT SERVICED SEPARATELY Tensioner, See Page 80.175.AG(02)
6	84345673		1 BELT
7	84256380		1 SHAFT
8	170012		4 KEY M10 x 8 x 50, Par
9	455805		4 BALL BEARING 40 mm ID x 80 mm OD x 42.9 mm
10	86620027		8 FLANGED BEARING
11	87032102		1 PULLEY
12	120052		1 HEX SOC SCREW Hex Soc Hd, M10 x 25, 8.8
13	84221258		1 THIN NUT Hex, M10, 1.5mm Pitch, CI 05
14	87685426		16 BRACKET
15	86512497		16 FLANGE NUT M12 x 1.75, Flg, CI 10
16	84345675		1 SHAFT
17	84345674		1 BELT
18	84256359		1 PULLEY
19	84486268		1 GUIDE
20	170056		1 KEY M12 x 8 x 50, Par
21	86507486		4 CARRIAGE BOLT Sht Sq Nk, M8 x 20mm, CI 8.8, Full Thd
22	86507066		8 FLANGE NUT M8 x 1.25, Flg, CI 10
23	86632582		2 WASHER
24	87698833		3 BOLT Hvy Hex Flg, M8 x 25mm, CI 10.9, Full Thd
25	87035448		1 SPACER 1/2" Tube x 1/2"
26	87613181		3 WASHER
27	84345578		1 BRACKET, SUPPORTING

7230 8230 9230

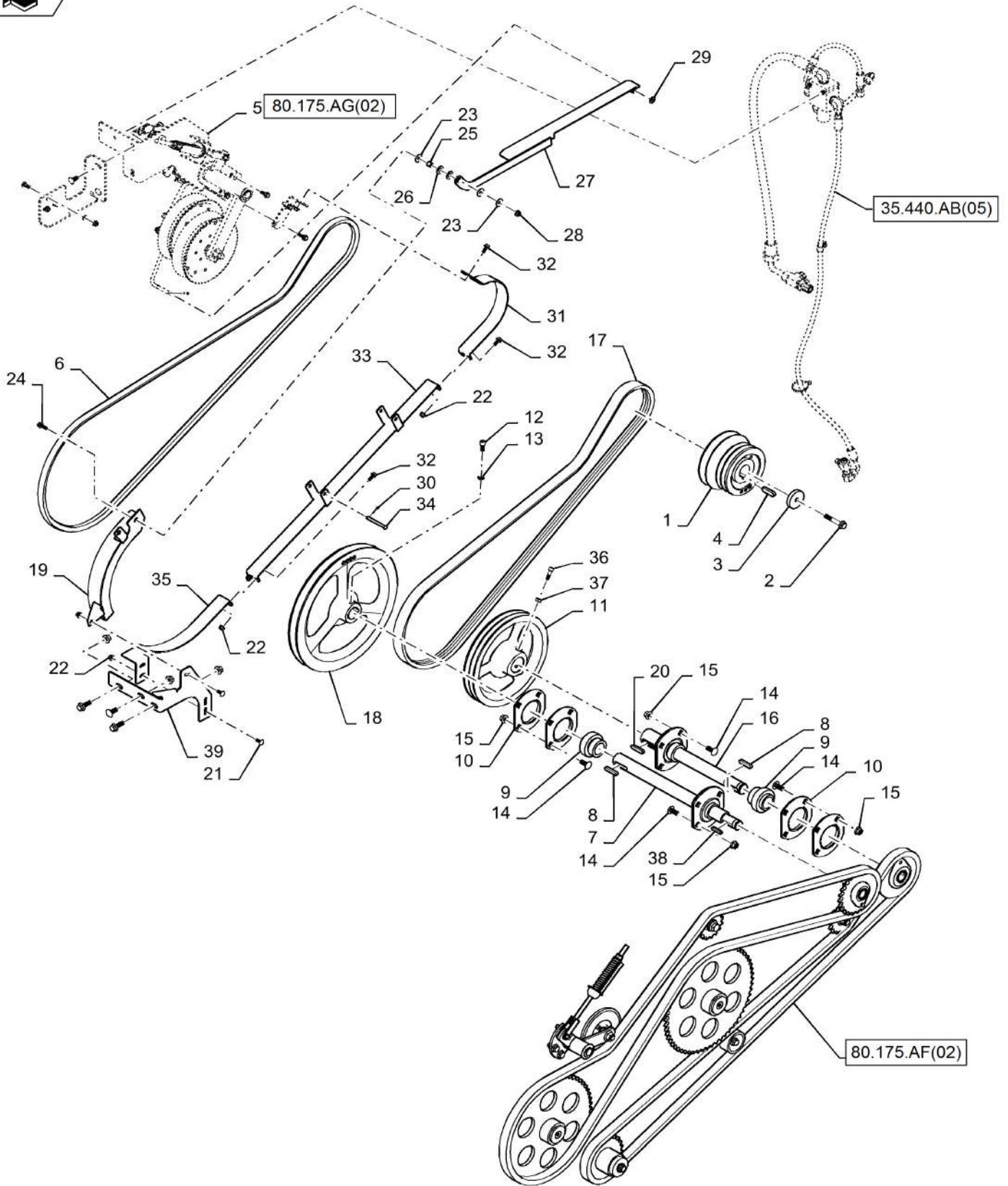
80.175.AG

01

p2

10/201
3

UNLOADING DRIVE, DUAL DRIVE



80.175.AG

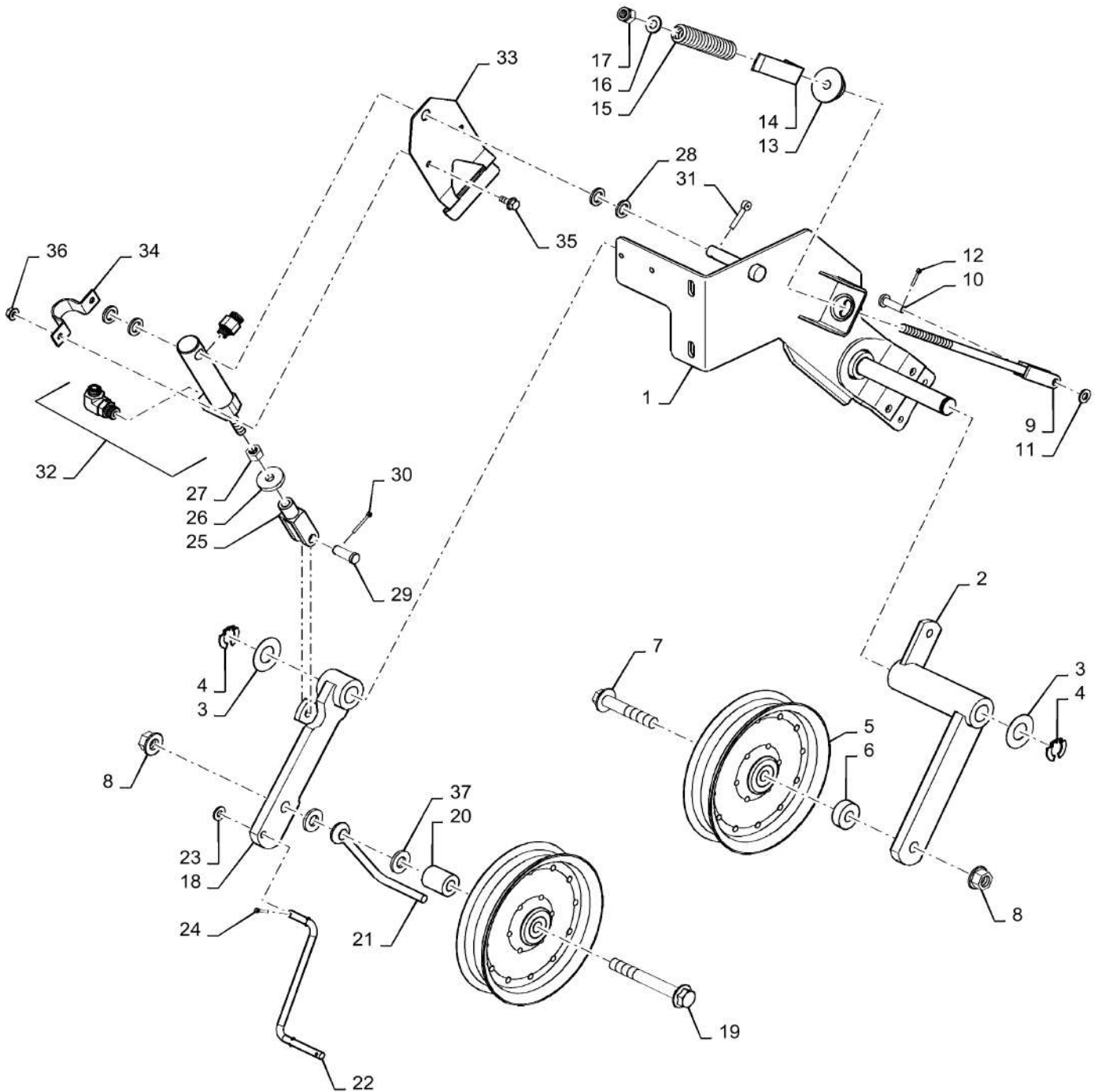
01

p2

10/201
3**UNLOADING DRIVE,DUAL DRIVE**

REF FN	PART NUMBER	YR/SN	QTY DESCRIPTION
28	87681210		1 FLANGE NUT Hex, M8, CI 10
29	87016		1 WASHER 3/8", SAE
30	80756		3 COTTER PIN 1/8" x 3/4"
31	84345572		1 BRACKET, SUPPORTING
32	87656137		7 BOLT Hvy Hex, M8 x 20mm, CI 10.9
33	84345570		1 GUIDE
34	439-1548		2 HEADED PIN 5/16" x 3"
35	84348728		1 SUPPORT
36	86625221		2 HEX SOC SCREW M8 x 30mm, CI 8.8
37	43362		2 NUT Hex, M8, CI 10, ZND
38	170008		2 KEY M8 x 7 x 40, Par
39	84475427		1 BRACKET
			7230 8230 9230

TENSIONER, DUAL DRIVE



80.175.AG

02

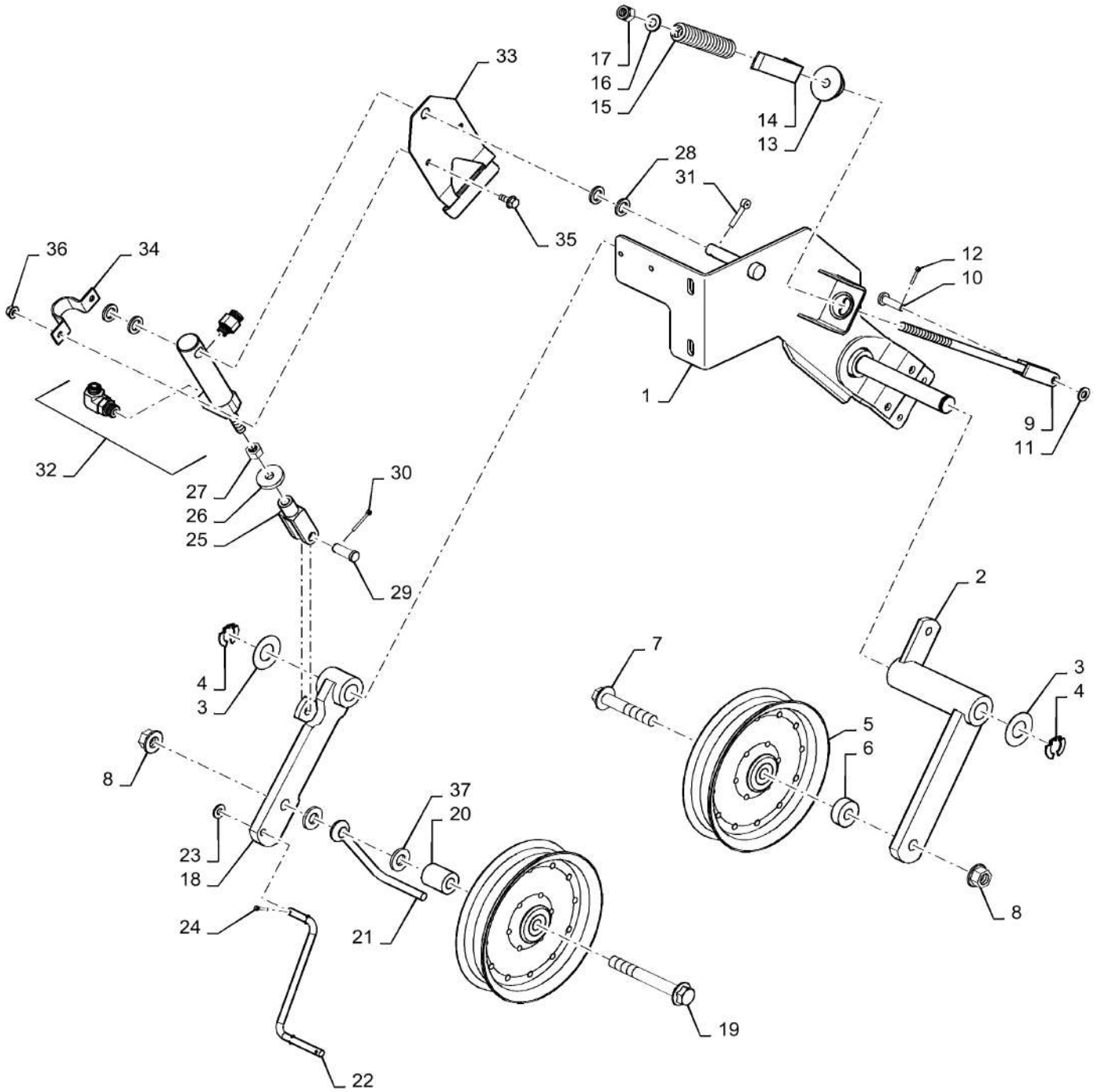
p1

10/201
3**TENSIONER,DUAL DRIVE**

REF FN	PART NUMBER	YR/SN	QTY DESCRIPTION
1	84486241		1 PLATE
2	84233227		1 ARM
3	27317		2 WASHER 1" x 2" x .036" Thk
4	579497		2 CIRCLIP M20
5	86588003		2 IDLER
6	86598190		1 BUSHING
7	86511847		1 BOLT Hex Flg, M16 x 90, 8.8
8	9804280		2 FLANGE NUT M16 x 2, Flg, Cl 8
9	86587035		1 ROD
10	390040		1 CLEVIS PIN M10 x 35
11	86624176		1 WASHER M10 x 20 x 2
12	130003		1 COTTER PIN M3.2 x 20
13	86560521		1 PIVOT
14	86601493		1 INDICATOR
15	87540186		1 SPRING
16	140018		1 WASHER M12 x 24 x 2.5
17	412126		1 NUT M12 x 1.75, Cl 8
18	84474938		1 ARM
19	87028051		1 BOLT Hex Flg, M16 x 130, 10.9
20	84470572		1 SPACER
21	84470570		1 ADJUSTMENT ROD
22	84270061		1 ROD
23	87016		1 WASHER 3/8", SAE
24	80756		1 COTTER PIN 1/8" x 3/4"
25	213-128		1 ADJUSTABLE CLEVIS 1/2"-20 x 3"
26	189153A1		1 WASHER
27	280963		1 NUT 1/2"-20, G5
28	87613215		4 WASHER
29	86636813		1 CLEVIS PIN 1/2" x 1.360"
30	87395		1 COTTER PIN 1/8" x 1 1/4"
31	87402		1 COTTER PIN 1/4" x 1 1/4"
32	84300068		1 CYLINDER Unload Clutch
	84330955		1 VALVE Orifice Included

7230 8230 9230

TENSIONER, DUAL DRIVE



80.175.AG

02

p2

10/201
3**TENSIONER,DUAL DRIVE**

REF FN	PART NUMBER	YR/SN	QTY DESCRIPTION
	86580178		1 ELBOW 90°, 11/16"-18 ORFS x M12 x 1.5 ORB
33	84172259		1 RETAINER
34	84226332		1 CLAMP
35	87656137		2 BOLT Hvy Hex, M8 x 20mm, CI 10.9
36	86507066		2 FLANGE NUT M8 x 1.25, Flg, CI 10
37	86624189		2 WASHER 21/32" x 1 5/16" x .150"
			7230 8230 9230

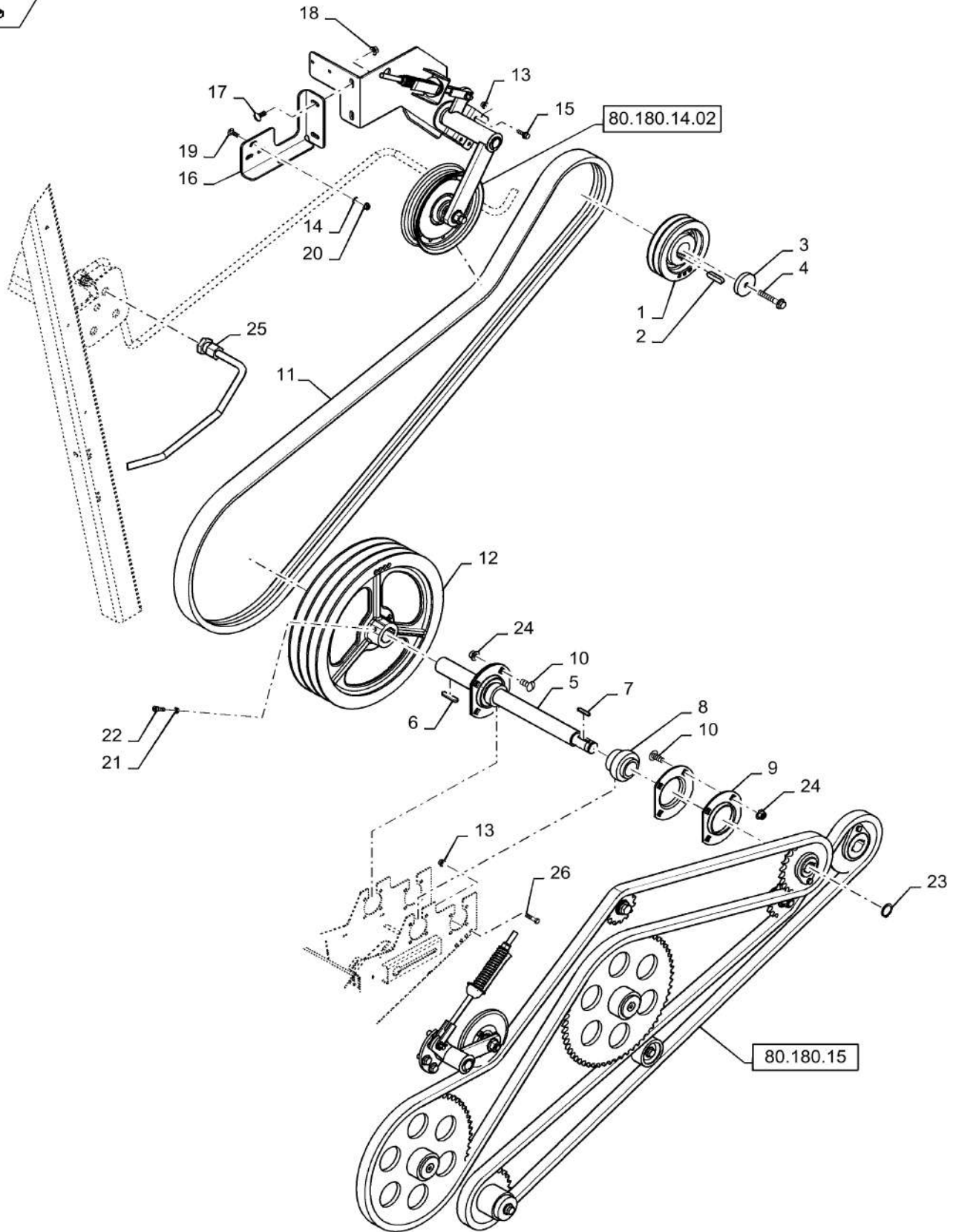
80.175.AG

03

p1

10/201
3

UNLOADING DRIVE, STANDARD



80.175.AG

03

p1

10/201
3**UNLOADING DRIVE,STANDARD**

REF FN	PART NUMBER	YR/SN	QTY DESCRIPTION
1	84370460		1 PULLEY
2	170066		1 KEY M14 x 9 x 50, Par
3	84073172		1 WASHER M13 x 60 x 12 Thk
4	87698845		1 BOLT Hvy Hex Flg, M12 x 70mm, CI 10.9
5	84376752		1 SHAFT
6	170016		1 KEY
7	170012		2 KEY M10 x 8 x 50, Par
8	455805		2 BALL BEARING 40 mm ID x 80 mm OD x 42.9 mm
9	86620027		4 FLANGED BEARING
10	87695426		8 CARRIAGE BOLT Sht Sq Nk, M12 x 30mm, CI 10.9, Full Thd
11	84376860		1 BELT
12	84376715		1 PULLEY
13	88902		4 NUT 3/8"-16, GC
14	131-440		3 PUSH-ON NUT
15	87656137		4 BOLT Hvy Hex, M8 x 20mm, CI 10.9
16	84348178		1 BRACKET
17	87682391		2 CARRIAGE BOLT Sht Sq Nk, M10 x 25mm, CI 10.9
18	9804278		2 FLANGE NUT Hex Flg, M10, 1.5 Pitch, Gr 8
19	87682384		3 BOLT
20	86507066		3 FLANGE NUT M8 x 1.25, Flg, CI 10
21	43362		2 NUT Hex, M8, CI 10, ZND
22	86625221		2 HEX SOC SCREW M8 x 30mm, CI 8.8
23	300632		1 SNAP RING M38, Ext
24	86512497		8 FLANGE NUT M12 x 1.75, Flg, CI 10
25	87028944		1 ELBOW 90°, 1"-14, ORFS, Blkhd
	86639085		1 BHD LOCK NUT Bulkhead, 1"-14, 10.50mm High
26	246310		4 BRACKET

7230 8230 9230

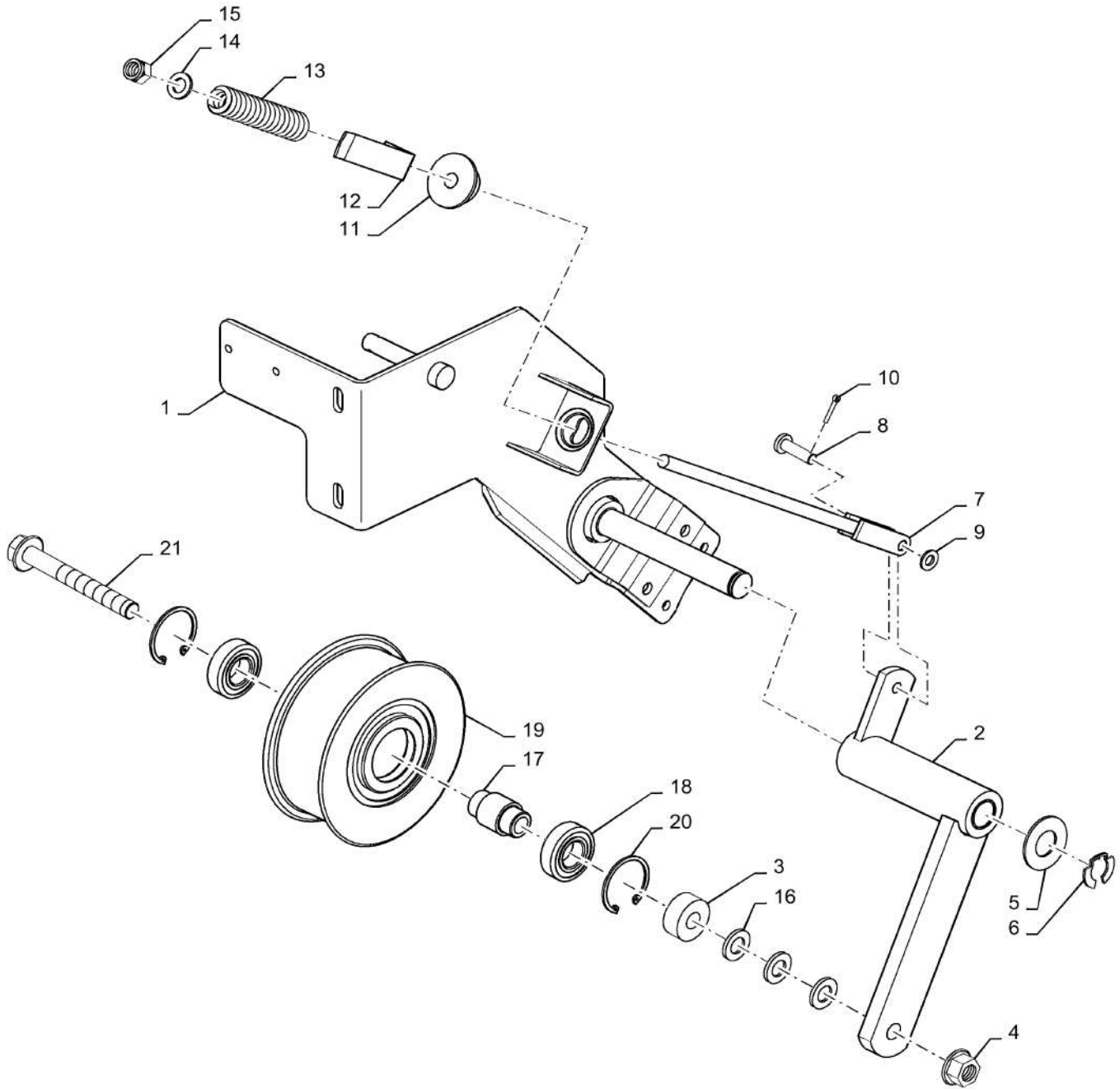
80.175.AG

04

p1

10/201
3

TENSIONER, STANDARD DRIVE



80.175.AG

04

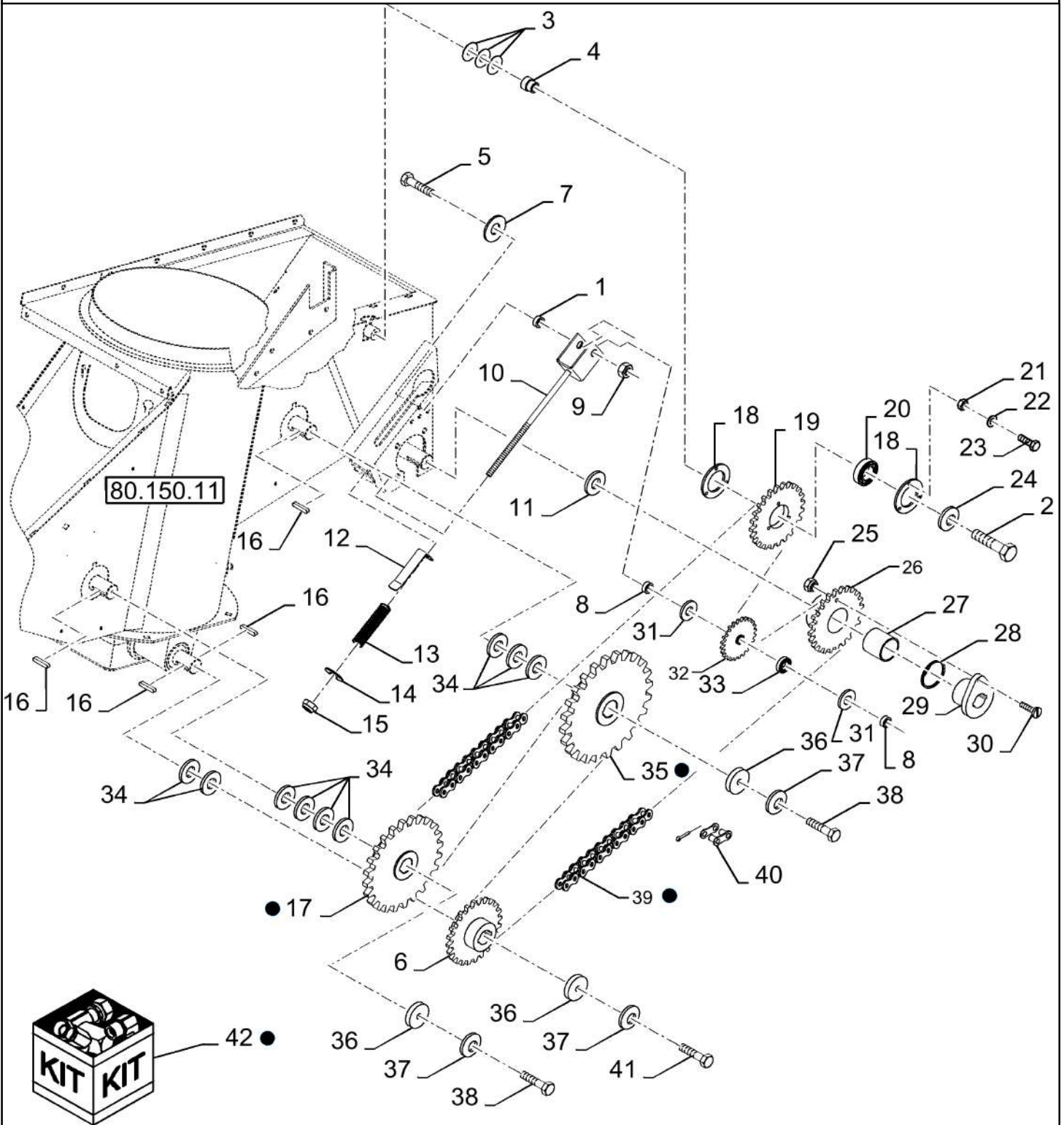
p1

10/201
3**TENSIONER, STANDARD DRIVE**

REF FN	PART NUMBER	YR/SN	QTY DESCRIPTION
1	84486241		1 PLATE
2	84233227		1 ARM
3	84004688		1 BUSHING
4	9804280		1 FLANGE NUT M16 x 2, Flg, CI 8
5	27317		1 WASHER 1" x 2" x .036" Thk
6	579497		1 CIRCLIP M20
7	86587035		1 ROD
8	390040		1 CLEVIS PIN M10 x 35
9	86624176		1 WASHER M10 x 20 x 2
10	130003		1 COTTER PIN M3.2 x 20
11	86560521		1 PIVOT
12	86601493		1 INDICATOR
13	87540186		1 SPRING
14	140018		1 WASHER M12 x 24 x 2.5
15	412126		1 NUT M12 x 1.75, CI 8
16	140020		3 WASHER M16 x 30 x 3
17	84057817		1 BUSHING
18	443898		2 BALL BEARING 25 mm ID x 52 mm OD x 15 mm
19	84072441		1 IDLER
20	370011		2 CIRCLIP M52, Int
21	87028051		1 BOLT Hex Flg, M16 x 130, 10.9

	7230 8230 9230
--	-----------------------

UNLOADING CHAIN DRIVE



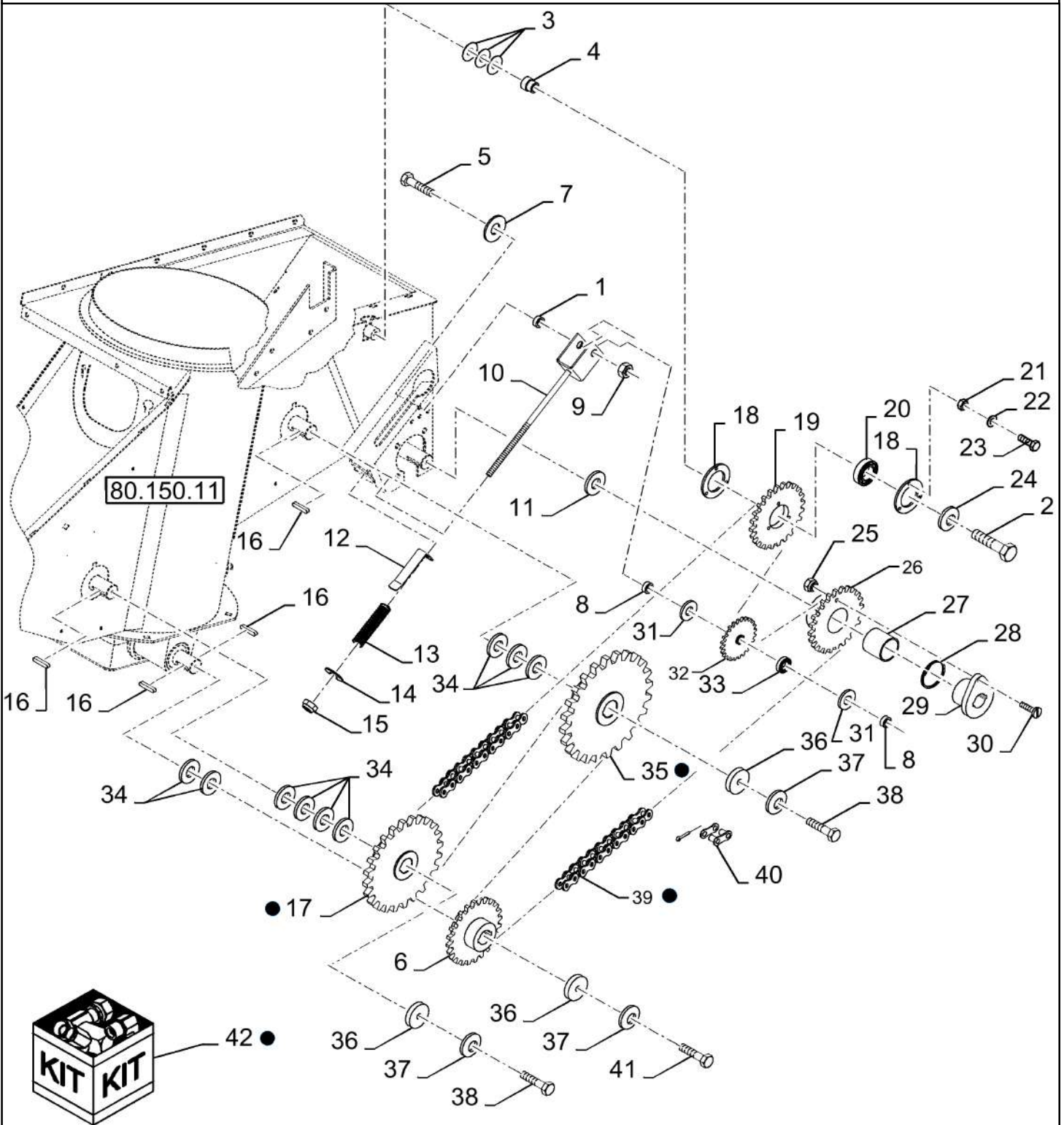
UNLOADING CHAIN DRIVE

REF FN	PART NUMBER	YR/SN	QTY DESCRIPTION
1	86623083		1 SPACER
2	120090		1 BOLT Hex, M16 x 50, 8.8
3	80393062		3 WASHER M17
4	89515145		1 BUSHING
5	120093		1 BOLT Hex, M16 x 80, 8.8
6	84069770		1 SPROCKET 25T
7	86519909		1 WASHER M17 x 46 x 5 Thk
8	86582836		2 SPACER
9	86000441		1 NUT M16 x 2, CI 8
10	86588887		1 CLEVIS
11	84073175		1 WASHER M35 x 72 x 5 Thk
12	86601493		1 INDICATOR
13	337829		1 SPRING Compression
14	140018		1 WASHER M12 x 24 x 2.5
15	412126		1 NUT M12 x 1.75, CI 8 CL 8, M12 x 1.75
16	170012		4 KEY M10 x 8 x 50, Par M10 x 8 x 50
17	84069777		1 SPROCKET 38T
17 1	87710883		1 SPROCKET 47T; See Also Refs 35 & 39
18	80310146		2 FLANGE
19	86594534		1 SPROCKET Idler, 25T
20	80443898		1 BALL BEARING
21	9706755		3 NUT M6, CI 8
22	322357		3 BELLEVILLE WASHER M6
23	120100		3 BOLT Hex, M6 x 1 x 20mm, CI 8.8
24	140048		1 BELLEVILLE WASHER M16
25	86629542		1 NUT M8 x 1.25, CI 8
26	84069795		1 SPROCKET Driving, 25T
27	89819016		1 SLEEVE
28	370004		1 SNAP RING M35, Ext
29	84073176		1 SHEAR BOLT BUSHING
30	43129		1 BOLT Hex, M8 x 1.25 x 40mm, CI 8.8
31	34821		2 WASHER 45/64" x 1 1/8" x 16 Ga.

(1) For Use W/Extended Wear Grain Tank|8|For Use W/Extended Wear Grain Tank

7230 8230 9230

UNLOADING CHAIN DRIVE



UNLOADING CHAIN DRIVE

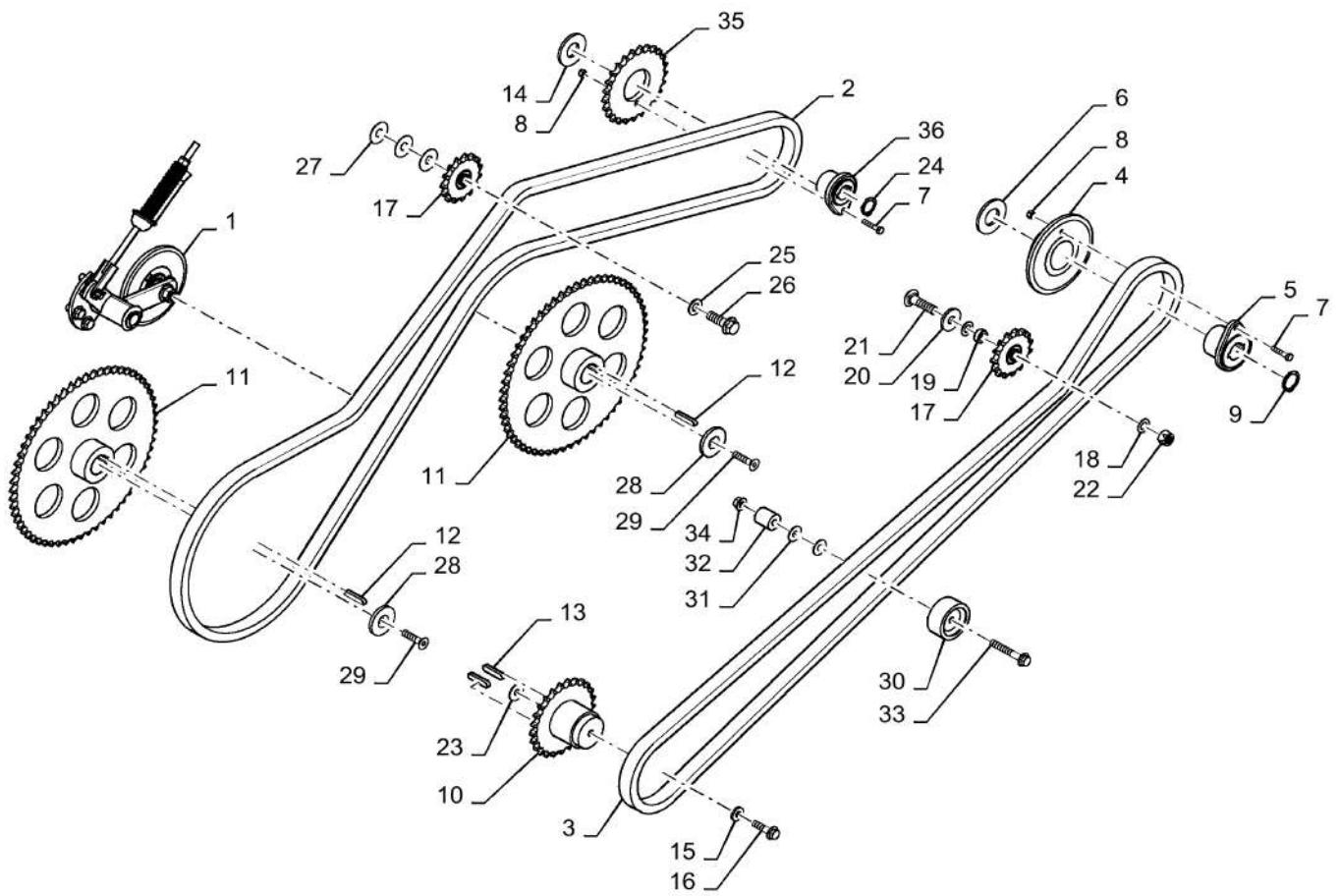
REF FN	PART NUMBER	YR/SN	QTY DESCRIPTION
32	86627639		1 SPROCKET Idler, 15T
33	66553		1 BALL BEARING 16.281 mm ID x 40 mm OD x 18.415 mm
34	9800957		11/AR WASHER 1.41" x 2" x .06" Thk, HDN (M36)
35	84069677		1 SPROCKET 43T
35 1	87710883		1 SPROCKET 47T; See Also Refs 17 & 39
36	84073172		3 WASHER M13 x 60 x 12 Thk
37	140046		3 BELLEVILLE WASHER Belleville, M12
38	9706687		2 BOLT Hex, M12 x 1.75 x 30mm, Cl 8.8, Full Thd
39	86998066		1 CHAIN RC 60H, 3/4-pitch, 284 Pitches
39 1	87680581		1 CHAIN RC 60H, 3/4-pitch, 288 Pitches; See Also Refs 17 & 35
40	86595264		1 LINK CHAIN Connecting, RC 60 H, Cotter-pin-type
41	86629541		1 BOLT Hex, M12 x 40mm, Cl 8.8, Full Thd
42 2	87753010		AR DIA KIT, HARVESTER Grain Tank Auger Slow Down; Incl Refs 17, 35, 39 (Extended Wear), & Instructions (Unload Rate is 2.7 bu/sec After Installation)

(1) For Use W/Extended Wear Grain Tank|8|For Use W/Extended Wear Grain Tank

(2) For Rice Harvest & Extended Wear Grain Tank

7230 8230 9230

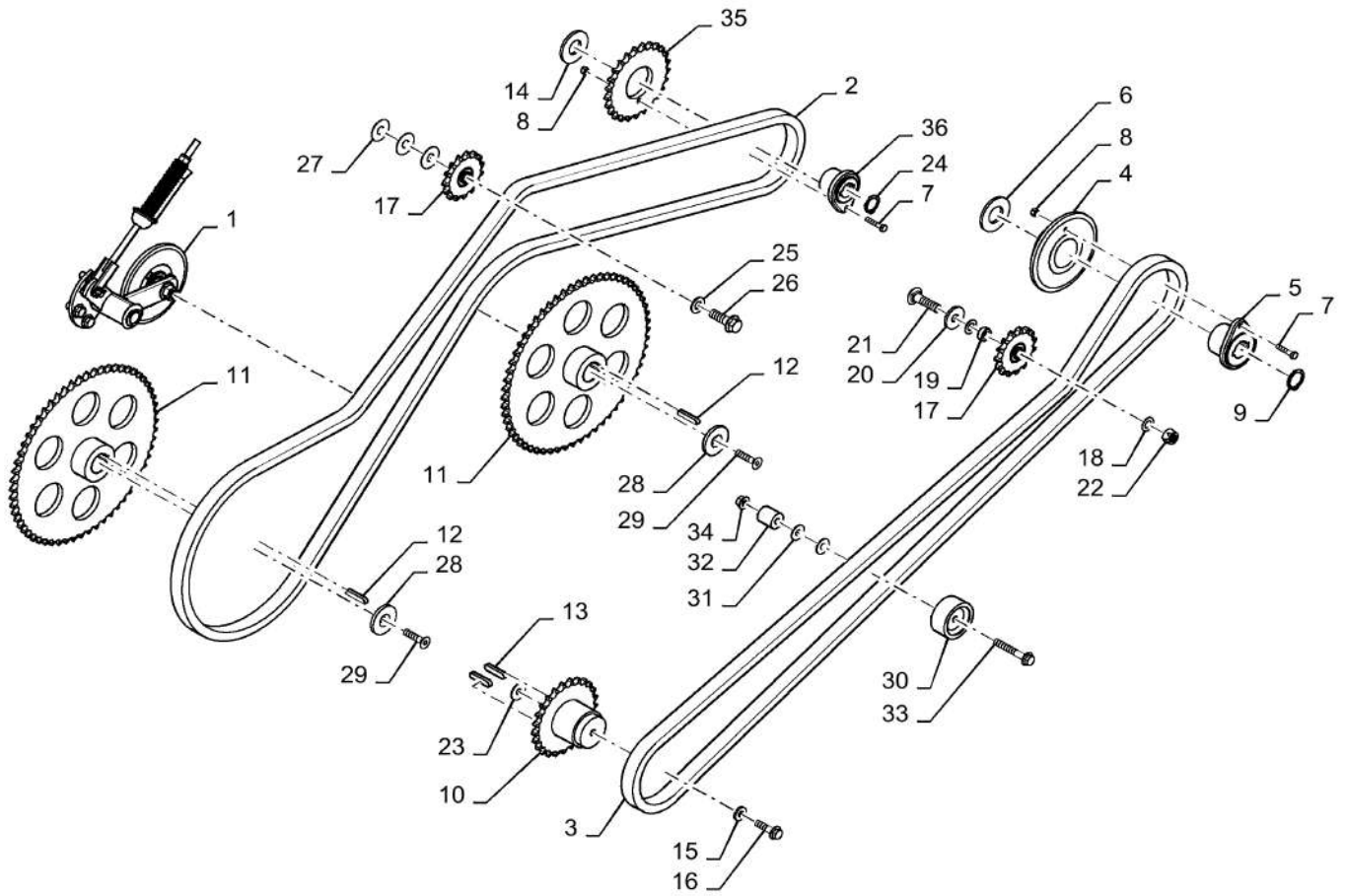
UNLOAD CHAIN DRIVE, DUAL DRIVE



UNLOAD CHAIN DRIVE, DUAL DRIVE

REF FN	PART NUMBER	YR/SN	QTY DESCRIPTION
1	NSS		NOT SERVICED SEPARATELY Order Components, See Page 80.180.12(02)
2	84351953		1 CHAIN (AG) 4.5 BU/S, 9230 Only
2	84345681		1 CHAIN (AG) 4.0 BU/S, 72/8230
3	84525580		1 CHAIN
4	84069795		1 SPROCKET 25 Tooth
5	84073176		1 SHEAR BOLT BUSHING
6	84073175		1 WASHER M35 x 72 x 5 Thk
7	43129		2 BOLT Hex, M8 x 1.25 x 40mm, CI 8.8
8	86629542		2 NUT M8 x 1.25, CI 8
9	370004		1 SNAP RING M35, Ext
10	84415711		1 SPROCKET 25 Tooth
11	84345679		2 SPROCKET 60 Tooth, 4.0 BU/S, 72/8230 Only
11	84308147		2 SPROCKET 51 Tooth, 4.5 BU/S 9230 Only
12	170056		2 KEY M12 x 8 x 50, Par
13	170012		2 KEY M10 x 8 x 50, Par
14	84373836		1 WASHER
15	12648531		1 WASHER M12 x 28 x 4
16	87672196		1 FLANGE BOLT Hvy Hex, M12 x 45mm, CI 10.9
17	86627639		2 SPROCKET
18	34821		2 WASHER 45/64" x 1 1/8" x 16 Ga.
19	86582836		1 SPACER
20	86519909		1 WASHER M17 x 46 x 5 Thk
21	120046		1 CARRIAGE BOLT Short NK, M16 x 60, CI8.8, Full Thd
22	86000441		1 NUT M16 x 2, CI 8
23	5119126		1 WASHER
24	370003		1 SNAP RING M30, Ext
25	140048		1 BELLEVILLE WASHER M16
26	87698849		1 BOLT Flange, M16 x 50mm, Class 10.9, ZND
			7230 8230 9230

UNLOAD CHAIN DRIVE, DUAL DRIVE



80.175.AK

02

p2

10/201
3**UNLOAD CHAIN DRIVE, DUAL DRIVE**

REF FN	PART NUMBER	YR/SN	QTY DESCRIPTION
27	393062		3 WASHER M17 x 45 x 0.9 Thk
28	84351012		2 THRUST WASHER
29	87654459		2 SCREW
30	334970		1 IDLER
31	64263		2 WASHER
32	84263247		1 SPACER
33	87698846		1 BOLT Hvy Hex Flg, M12 x 80mm, CI 10.9
34	86512497		1 FLANGE NUT M12 x 1.75, Flg, CI 10
35	84373834		1 SPROCKET 25 Tooth
36	84370481		1 HUB
			7230 8230 9230

80.175.AK

03

p1

10/201
3

UNLOAD CHAIN DRIVE DUAL DRIVE CONTINUED

ART

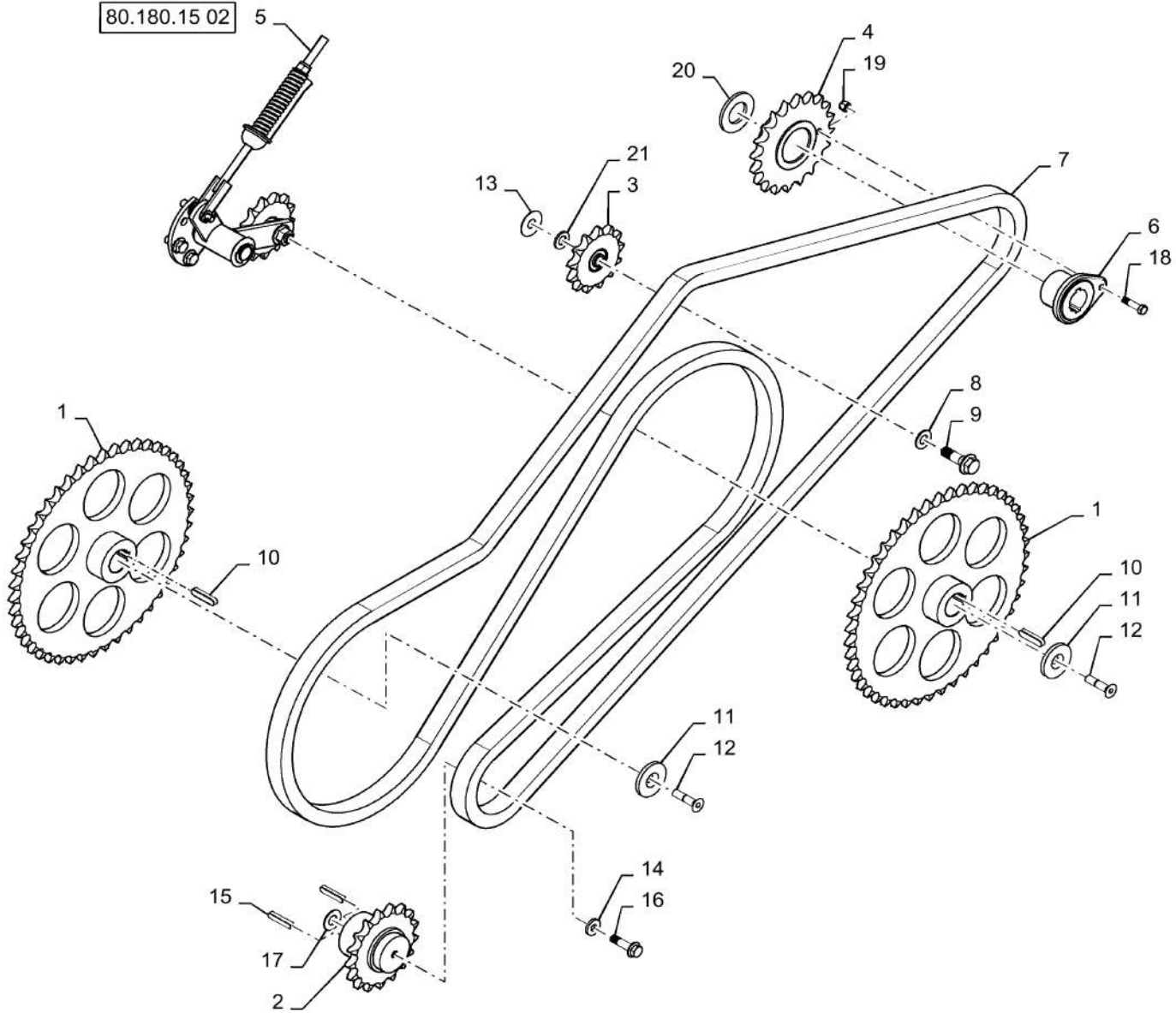
NOT

AVAILABLE

UNLOAD CHAIN DRIVE DUAL DRIVE CONTINUED

REF FN	PART NUMBER	YR/SN	QTY DESCRIPTION
1	86565318		1 SPROCKET ASSY.
2	9515145		1 BUSHING
3	87675533		1 BOLT Hvy Hex Flg, M16 x 60mm, CI 10.9
4	393062		AR WASHER M17 x 45 x 0.9 Thk
5	84347469		1 ARM
6	86587035		1 ROD
7	390040		1 CLEVIS PIN M10 x 35
8	86560521		1 PIVOT
9	86596885		1 INDICATOR
10	87540186		1 SPRING
11	140018		1 WASHER M12 x 24 x 2.5
12	412126		1 NUT M12 x 1.75, CI 8
13	27317		1 WASHER 1" x 2" x .036" Thk
14	579497		1 CIRCLIP M20
15	86624176		1 WASHER M10 x 20 x 2
16	130003		1 COTTER PIN M3.2 x 20
17	84170926		1 SHAFT
18	87343550		3 BOLT
19	86512498		1 FLANGE NUT M16 x 2, Flg, CI 10
20	84572652		1 SPACER
			7230 8230 9230

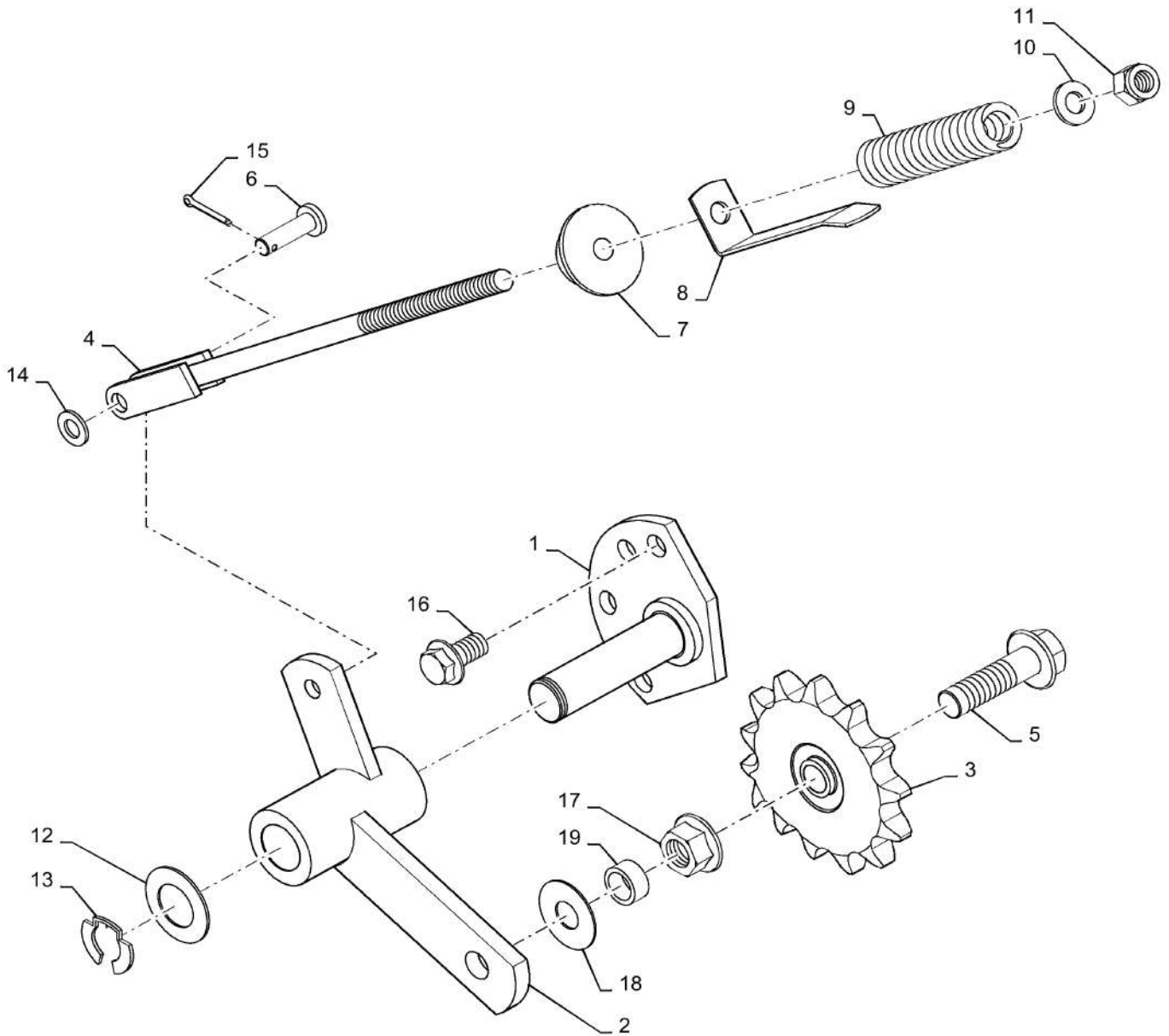
UNLOAD CHAIN DRIVE, STANDARD



UNLOAD CHAIN DRIVE, STANDARD

REF FN	PART NUMBER	YR/SN	QTY DESCRIPTION
1	84377231		2 SPROCKET 47 Tooth 80S
2	84416055		1 SPROCKET 17 Tooth 80S
3	84401598		1 SPROCKET 13 Tooth 80S
4	84376918		1 SPROCKET 20 Tooth 80S
5	NSS		1 NOT SERVICED SEPARATELY See Page 80.180.15(02)
6	84376911		1 HUB
7	84375704		1 CHAIN (AG)
8	140048		1 BELLEVILLE WASHER M16
9	87698849		1 BOLT Flange, M16 x 50mm, Class 10.9, ZND
10	170056		2 KEY M12 x 8 x 50, Par
11	84351012		2 THRUST WASHER
12	87654459		2 SCREW
13	393062		1 WASHER M17 x 45 x 0.9 Thk
14	12648531		1 WASHER M12 x 28 x 4
15	170012		2 KEY M10 x 8 x 50, Par
16	87672196		1 FLANGE BOLT Hvy Hex, M12 x 45mm, Cl 10.9
17	5119126		1 WASHER
18	246309		1 SHEAR BOLT Includes Nut
19	88902		1 NUT 3/8"-16, GC
20	84377890		1 WASHER
21	140020		1 WASHER M16 x 30 x 3
			7230 8230 9230

UNLOAD CHAIN DRIVE STANDARD CONTINUED



80.175.AK

05

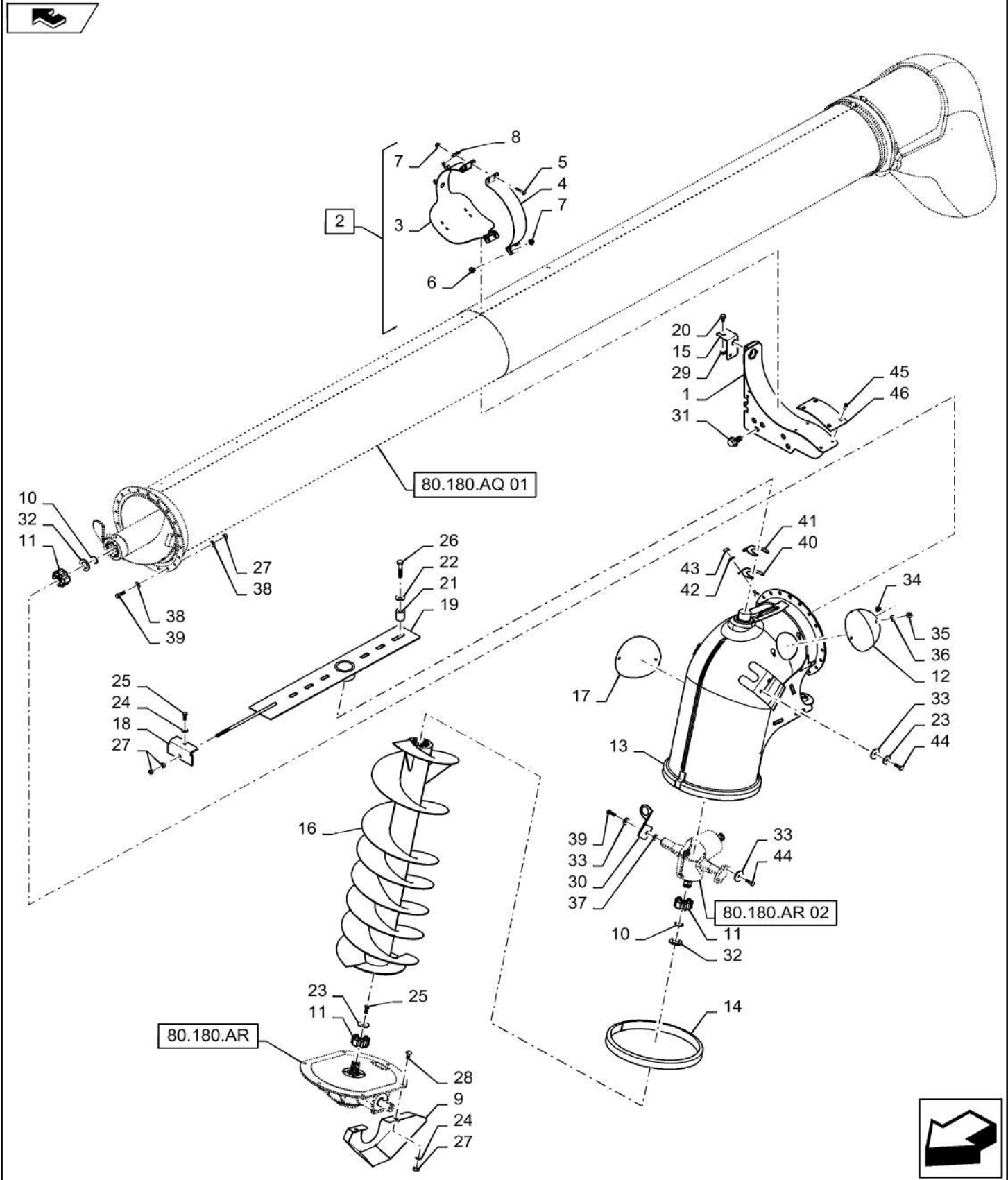
p1

10/201
3**UNLOAD CHAIN DRIVE STANDARD CONTINUED**

REF FN	PART NUMBER	YR/SN	QTY DESCRIPTION
1	84170926		1 SHAFT
2	84347469		1 ARM
3	84401598		1 SPROCKET
4	86587035		1 ROD
5	87675533		1 BOLT Hvy Hex Flg, M16 x 60mm, CI 10.9
6	390040		1 CLEVIS PIN M10 x 35
7	86560521		1 PIVOT
8	86596885		1 INDICATOR
9	87540186		1 SPRING
10	140018		1 WASHER M12 x 24 x 2.5
11	412126		1 NUT M12 x 1.75, CI 8
12	27317		1 WASHER 1" x 2" x .036" Thk
13	579497		1 CIRCLIP M20
14	86624176		1 WASHER M10 x 20 x 2
15	130003		1 COTTER PIN M3.2 x 20
16	87343550		3 BOLT
17	86512498		1 FLANGE NUT M16 x 2, Flg, CI 10
18	393062		1 WASHER M17 x 45 x 0.9 Thk
19	87305411		1 SPACER

	7230 8230 9230
--	----------------

UNLOADING TUBE, STANDARD, 21 FT.



80.180.AP

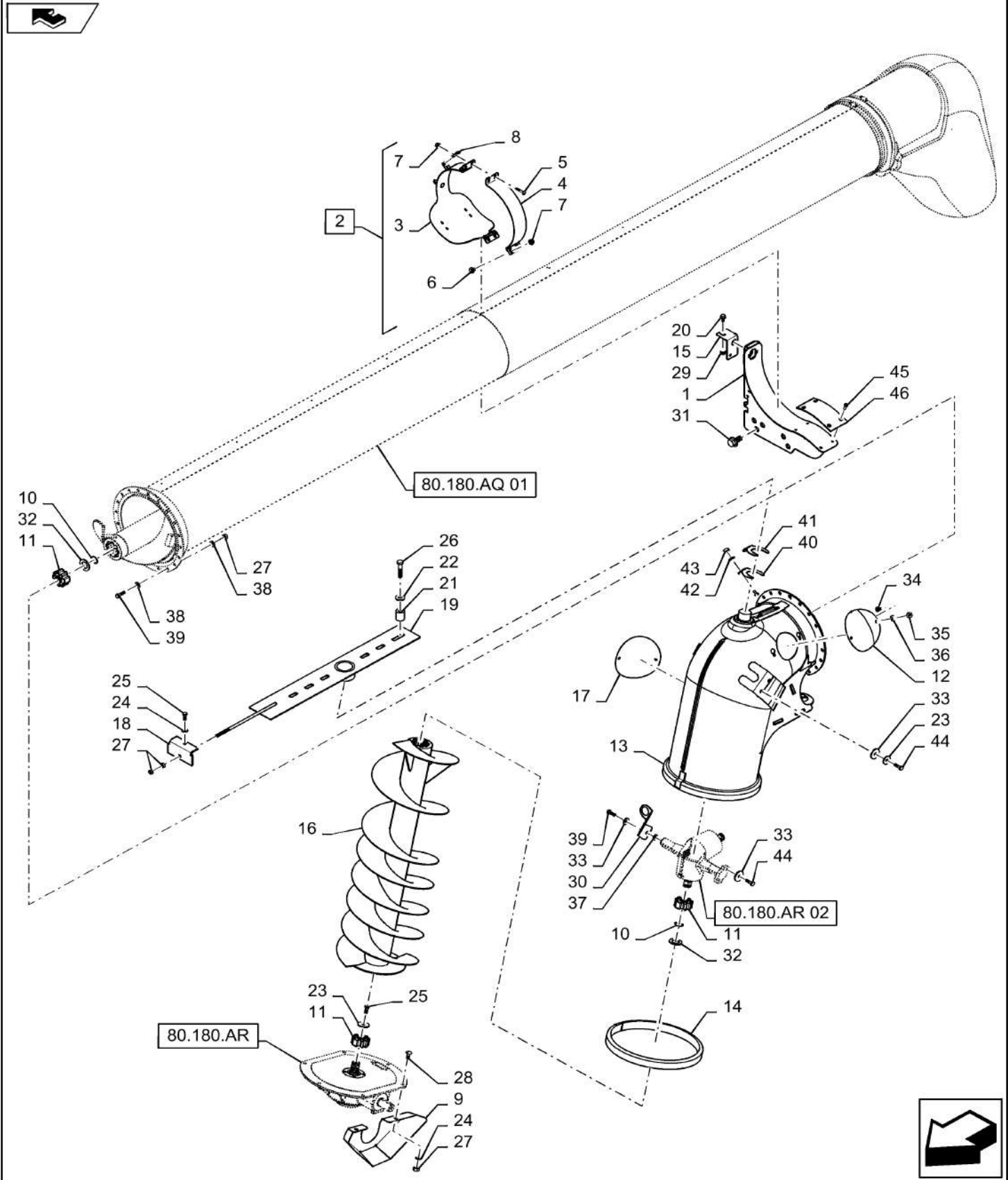
01

p1

10/201
3**UNLOADING TUBE, STANDARD, 21 FT.**

REF FN	PART NUMBER	YR/SN	QTY DESCRIPTION
1	84524182		1 SUPPORT Tube Saddle
2	84524178		1 SERVICE KIT Tube Band, Complete, Incl 3 - 8
3	47417604		1 BAND Red
4	84263413		1 CLAMP Band, Red
5	120039		2 CARRIAGE BOLT Short NK, M8 x 50, CI8.8, Full Thd
6	86507486		2 CARRIAGE BOLT Sht Sq Nk, M8 x 20mm, CI 8.8, Full Thd
7	86619801		4 FLANGE NUT Prev Torque, Hex Flg, M8, CI 8
8	87106279		1 PIN Klik, Quick Fasten
9	84180152		1 SHIELD Grain Tank, Lower Gearbox
10	370004		2 SNAP RING M35, Ext
11	87011705		3 HUB 21 Tooth
12	87552534		1 COVER Side Of Elbow, Red
13	84126361		1 ELBOW Unload, Standard
14	86558526		1 BUSHING 408mm ID
15	47360554		1 BRACKET Bottom Saddle
16	84447940		1 AUGER Vertical Unload, Standard Wear
16	87733266		1 AUGER Vertical Unload, Extended Wear
17	87552532		1 COVER Elbow Cover, Red
18	84072832		1 BRACKET End Support
19	47420695		1 PLATE Elbow Support
20	87681207		1 BOLT Hex, M8 X 16mm, Class 10.9
21	87284863		6 SPACER 46mm
22	86589278		6 BELLEVILLE WASHER M17 x 41.5 x 4.5, HT
23	327084		3 WASHER M13 x 52 x 5 Thk
24	140046		7 BELLEVILLE WASHER Belleville, M12
25	9706687		2 BOLT Hex, M12 x 1.75 x 30mm, CI 8.8, Full Thd
			7230 8230 9230

UNLOADING TUBE, STANDARD, 21 FT.



80.180.AP

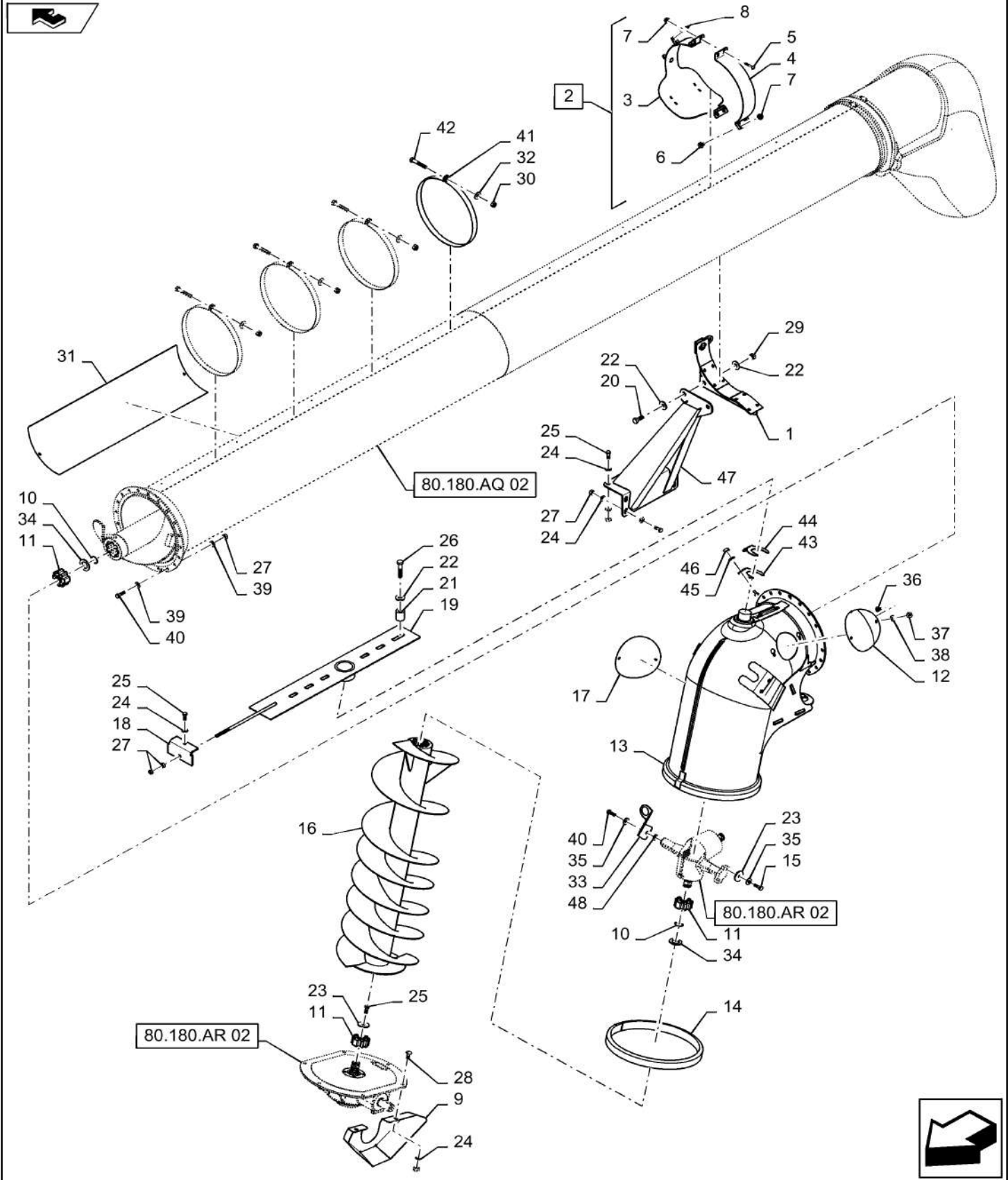
01

p2

10/201
3**UNLOADING TUBE, STANDARD, 21 FT.**

REF FN	PART NUMBER	YR/SN	QTY DESCRIPTION
26	86577946		6 BOLT Hex, M16 x 80mm, CI 10.9
27	9706685		27 NUT M12, CI 8
28	120044		6 CARRIAGE BOLT Short NK, M12 x 30, CI 8.8, Full Thd
29	87681210		1 FLANGE NUT Hex, M8, CI 10
30	84480636		1 BRACKET Upper Unload Gearbox Support
31	87698766		2 BOLT Flange, M16 X 30mm Full Thread, 10.9
32	84072793		2 WASHER M36 x 58 x 5 Thk
33	86585939		3 BELLEVILLE WASHER M13 x 32 x 3.5, HT
34	86507486		4 CARRIAGE BOLT Sht Sq Nk, M8 x 20mm, CI 8.8, Full Thd
35	9706690		4 NUT Hex, M8, 1.25mm Pitch, 6.80mm High, CI 8, ZND
36	322358		4 BELLEVILLE WASHER M8
37	378245		AR WASHER M13 x 28 x 2 Thk
38	394630		38 WASHER M13 x 28 x 4, HT
39	86629541		20 BOLT Hex, M12 x 40mm, CI 8.8, Full Thd
40	87627724		AR SHIM 1.5mm Thk
41	87620925		AR SHIM 3mm Thk
42	140045		1 BELLEVILLE WASHER M10
43	100016		1 NUT M10, CI 8
44	300389		2 BOLT Hex, M12 x 1.75 x 35mm, CI 8.8, Full Thd
45	445394		4 RIVET Pop, M4.8 x 12.7
46	84402542		1 WEAR STRIP
			7230 8230 9230

UNLOADING TUBE, STANDARD , PERFORATED 21 FT



80.180.AP

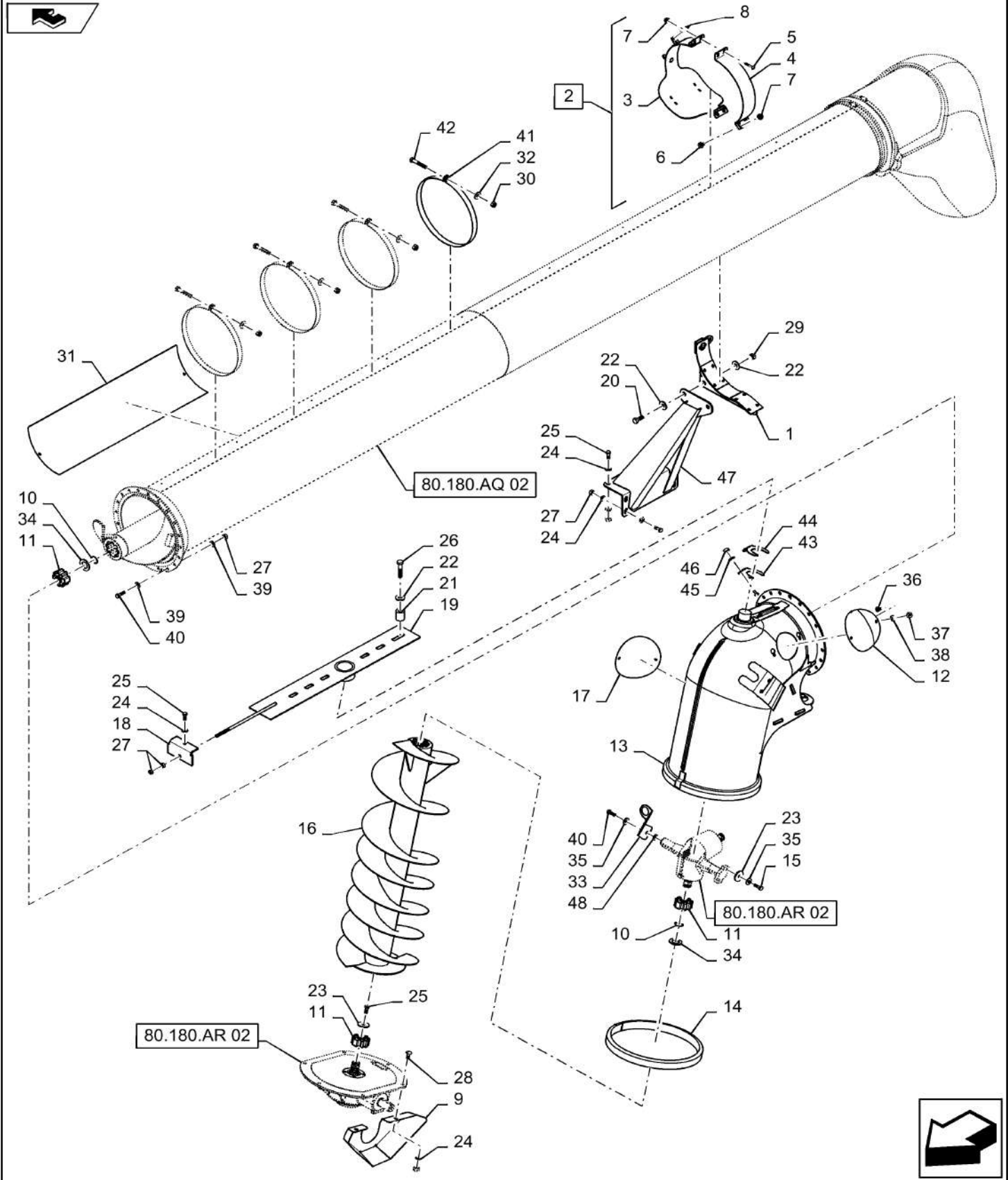
02

p1

10/201
3**UNLOADING TUBE, STANDARD , PERFORATED 21 FT**

REF FN	PART NUMBER	YR/SN	QTY DESCRIPTION
1	84327631		1 SUPPORT ASSY. Tube Saddle
2	84248894		1 SECURING BAND Tube Band, Complete, Incl 3 - 8
3	47409007		1 BAND Red
4	84263413		1 CLAMP Band, Red
5	120039		2 CARRIAGE BOLT Short NK, M8 x 50, CI8.8, Full Thd
6	86507486		2 CARRIAGE BOLT Sht Sq Nk, M8 x 20mm, CI 8.8, Full Thd
7	86619801		4 FLANGE NUT Prev Torque, Hex Flg, M8, CI 8
8	87106279		1 PIN Klik, Quick Fasten
9	84180152		1 SHIELD Grain Tank, Lower Gearbox
10	370004		2 SNAP RING M35, Ext
11	87011705		3 HUB 21 Tooth
12	87552534		1 COVER Side Of Elbow, Red
13	84126361		1 ELBOW Unload, Standard
14	86558526		1 BUSHING 408mm ID
15	300389		2 BOLT Hex, M12 x 1.75 x 35mm, CI 8.8, Full Thd Bottom Saddle
16	84447940		1 AUGER Vertical Unload, Standard Wear
17	87552532		1 COVER Elbow Cover, Red
18	84072832		1 BRACKET End Support
19	47420695		1 PLATE Elbow Support
20	43168		1 BOLT Hex, M16 x 40mm, CI 8.8, Full Thd
21	87284863		6 SPACER 46mm
22	86589278		10 BELLEVILLE WASHER M17 x 41.5 x 4.5, HT
23	327084		3 WASHER M13 x 52 x 5 Thk
24	140046		19 BELLEVILLE WASHER Belleville, M12
25	9706687		8 BOLT Hex, M12 x 1.75 x 30mm, CI 8.8, Full Thd
			7230 8230 9230

UNLOADING TUBE, STANDARD , PERFORATED 21 FT



80.180.AP

02

p2

10/201
3**UNLOADING TUBE, STANDARD , PERFORATED 21 FT**

REF FN	PART NUMBER	YR/SN	QTY DESCRIPTION
26	86577946		6 BOLT Hex, M16 x 80mm, CI 10.9
27	9706685		33 NUT M12, CI 8
28	120044		6 CARRIAGE BOLT Short NK, M12 x 30, CI8.8, Full Thd
29	100020		2 NUT M16, CI 8
30	86629542		4 NUT M8 x 1.25, CI 8
31	87552568		1 COVER Unloader, Painted
32	378243		4 WASHER M8
33	84480636		1 BRACKET Supporting
34	84072793		2 WASHER M36 x 58 x 5 Thk
35	86585939		3 BELLEVILLE WASHER M13 x 32 x 3.5, HT
36	86507486		4 CARRIAGE BOLT Sht Sq Nk, M8 x 20mm, CI 8.8, Full Thd
37	9706690		4 NUT Hex, M8, 1.25mm Pitch, 6.80mm High, CI 8, ZND
38	322358		4 BELLEVILLE WASHER M8
39	394630		38 WASHER M13 x 28 x 4, HT
40	86629541		20 BOLT Hex, M12 x 40mm, CI 8.8, Full Thd
41	87552565		4 CLAMP 350mm ID, painted
42	87015731		4 BOLT Hex, M8 x 50mm, CI 8.8, Full Thd
43	87627724		AR SHIM 1.5mm Thk
44	87620925		AR SHIM 3mm Thk
45	140045		1 BELLEVILLE WASHER M10
46	100016		1 NUT M10, CI 8
47	87107155		1 SUPPORT Unload Tube
48	378245		AR WASHER M13 x 28 x 2 Thk
			7230 8230 9230

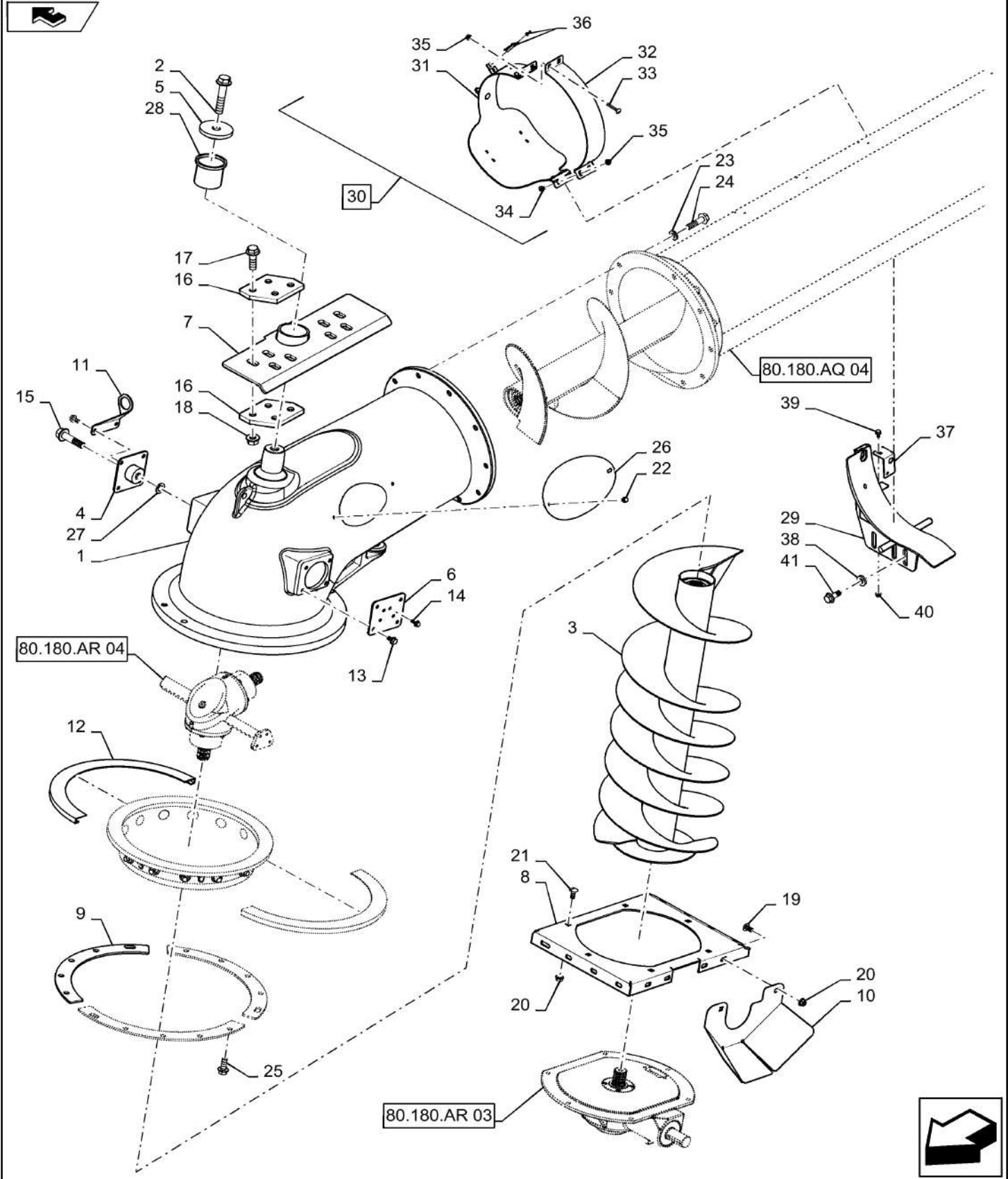
80.180.AP

03

p1

10/201
3

UNLOADING TUBE, HIGH SPEED, HIGH CAPACITY 6.4M (21 FT)



80.180.AP

03

p1

10/201
3**UNLOADING TUBE, HIGH SPEED, HIGH CAPACITY 6.4M (21 FT)**

REF FN	PART NUMBER	YR/SN	QTY DESCRIPTION
1	47463149		1 ELBOW Unload Tube
2	84163827		1 BOLT Flange, M20 X 100mm 10.9
3	84522657		1 AUGER Vertical Unload, Standard Wear
3	84522663		1 AUGER Vertical Unload, Extended Wear
4	84357568		1 PLATE Elbow, Side
5	47463148		1 PLATE Top Pivot Washer
6	47377660		1 PLATE Elbow, Side
7	47471338		1 CHANNEL Beam, Pivot
8	84344564		1 PLATE Elbow Base
9	84373488		3 WIRE CLAMP Ring Base
10	84416047		1 SHIELD Gearbox Guard
11	84511607		1 BRACKET Plate W/ Eye Hook
12	84343576		2 RUBBER RING Plastic Pivot
13	87698835		8 BOLT FLANGE M10 X 20mm Full Thread 10.9
14	87656137		4 BOLT Hvy Hex, M8 x 20mm, CI 10.9
15	{84415414}		1 M20 X 80mm Full Thread 10.9
16	47481113		4 PLATE Top Pivot Gang Washer
17	{47506619}		8 M20 X 70mm Full Thread 10.9
18	47490610		8 NUT M20-2.5
19	9503839		16 CARRIAGE BOLT Short NK, M12 x 25, CI8.8, Full Thd
20	86512497		22 FLANGE NUT M12 x 1.75, Flg, CI 10
21	87695426		6 CARRIAGE BOLT Sht Sq Nk, M12 x 30mm, CI 10.9, Full Thd CARRIAGE M12 X 30mm 10.9
22	87681207		2 BOLT Hex, M8 X 16mm, Class 10.9
23	86639326		10 WASHER M17.5 x 34 x 5, HT
24	{47411035}		10 M16 X 60mm Full Thread 10.9
25	87495304		15 BOLT M16 X 40mm Full Thread 10.9
26	84397140		1 COVER Elbow
27	13580001		AR WASHER 21mm X 36mm x .5"
			7230 8230 9230

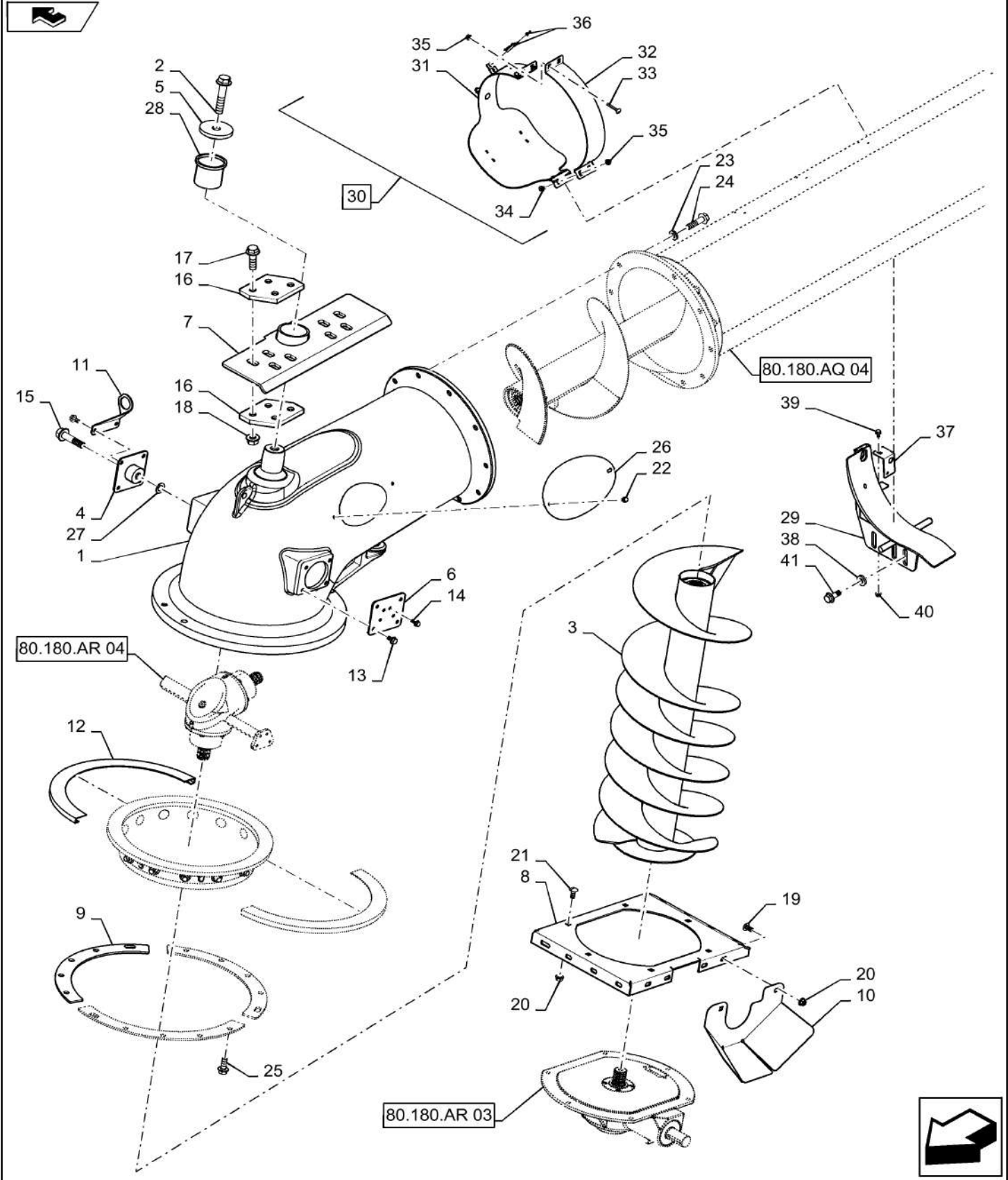
80.180.AP

03

p2

10/201
3

UNLOADING TUBE, HIGH SPEED, HIGH CAPACITY 6.4M (21 FT)



80.180.AP

03

p2

10/201
3**UNLOADING TUBE, HIGH SPEED, HIGH CAPACITY 6.4M (21 FT)**

REF FN	PART NUMBER	YR/SN	QTY DESCRIPTION
28	47463129		1 BUSHING HC Top Pivot
29	84485433		1 CRADLE Tube Saddle
30	84522169		1 SECURING BAND Complete, Incl 31 - 36
31	47405791		1 BAND Red
32	84315380		1 BAND Red
33	120039		2 CARRIAGE BOLT Short NK, M8 x 50, CI8.8, Full Thd
34	86507486		2 CARRIAGE BOLT Sht Sq Nk, M8 x 20mm, CI 8.8, Full Thd
35	86619801		4 FLANGE NUT Prev Torque, Hex Flg, M8, CI 8
36	87106279		1 PIN Klik, Quick Retainer
37	47360554		1 BRACKET Saddle Support
38	86979179		3 WASHER 35mm OD X 16mm ID
39	87681207		1 BOLT Hex, M8 X 16mm, Class 10.9
40	87681210		1 FLANGE NUT Hex, M8, CI 10
41	87495304		3 BOLT Flange, M16 X 40 Full Thread 10.9
			7230 8230 9230

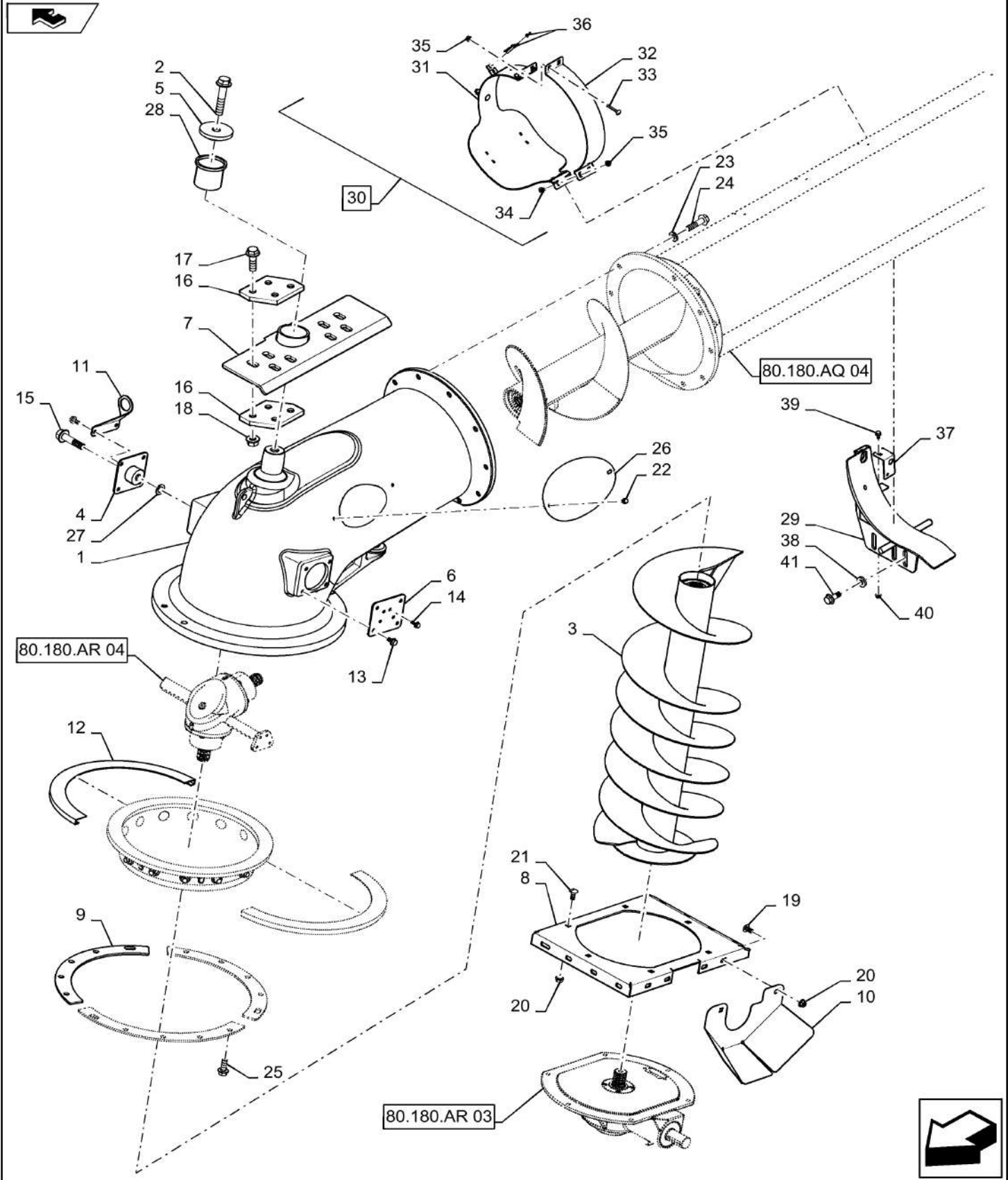
80.180.AP

04

p1

10/201
3

UNLOADING TUBE, HIGH SPEED, HIGH CAPACITY, PERFORATED 6.4M (21FT)



80.180.AP

04

p1

10/201
3**UNLOADING TUBE, HIGH SPEED, HIGH CAPACITY, PERFORATED 6.4M (21FT)**

REF FN	PART NUMBER	YR/SN	QTY DESCRIPTION
1	47463149		1 ELBOW Unload Tube
2	84163827		1 BOLT Flange, M20 X 100mm 10.9
3	84522657		1 AUGER Vertical Unload, Standard Wear
3	84522663		1 AUGER Vertical Unload, Extended Wear
4	84357568		1 PLATE Elbow, Side
5	47463148		1 PLATE Top Pivot Washer
6	47377660		1 PLATE Elbow, Side
7	47471338		1 CHANNEL Beam, Pivot
8	84344564		1 PLATE Elbow Base
9	84373488		3 WIRE CLAMP Ring Base
10	84416047		1 SHIELD Gearbox Guard
11	84511607		1 BRACKET Plate W/ Eye Hook
12	84343576		2 RUBBER RING Plastic Pivot
13	87698835		8 BOLT FLANGE M10 X 20mm Full Thread 10.9
14	87656137		4 BOLT Hvy Hex, M8 x 20mm, CI 10.9
15	{84415414}		1 M20 X 80mm Full Thread 10.9
16	47481113		4 PLATE Top Pivot Gang Washer
17	{47506619}		8 M20 X 70mm Full Thread 10.9
18	47490610		8 NUT M20-2.5
19	9503839		16 CARRIAGE BOLT Short NK, M12 x 25, CI8.8, Full Thd
20	86512497		22 FLANGE NUT M12 x 1.75, Flg, CI 10
21	87695426		6 CARRIAGE BOLT Sht Sq Nk, M12 x 30mm, CI 10.9, Full Thd CARRIAGE M12 X 30mm 10.9
22	87681207		2 BOLT Hex, M8 X 16mm, Class 10.9
23	86639326		10 WASHER M17.5 x 34 x 5, HT
24	{47411035}		10 M16 X 60mm Full Thread 10.9
25	87495304		15 BOLT M16 X 40mm Full Thread 10.9
26	84397140		1 COVER Elbow
27	13580001		AR WASHER 21mm X 36mm x .5"
			7230 8230 9230

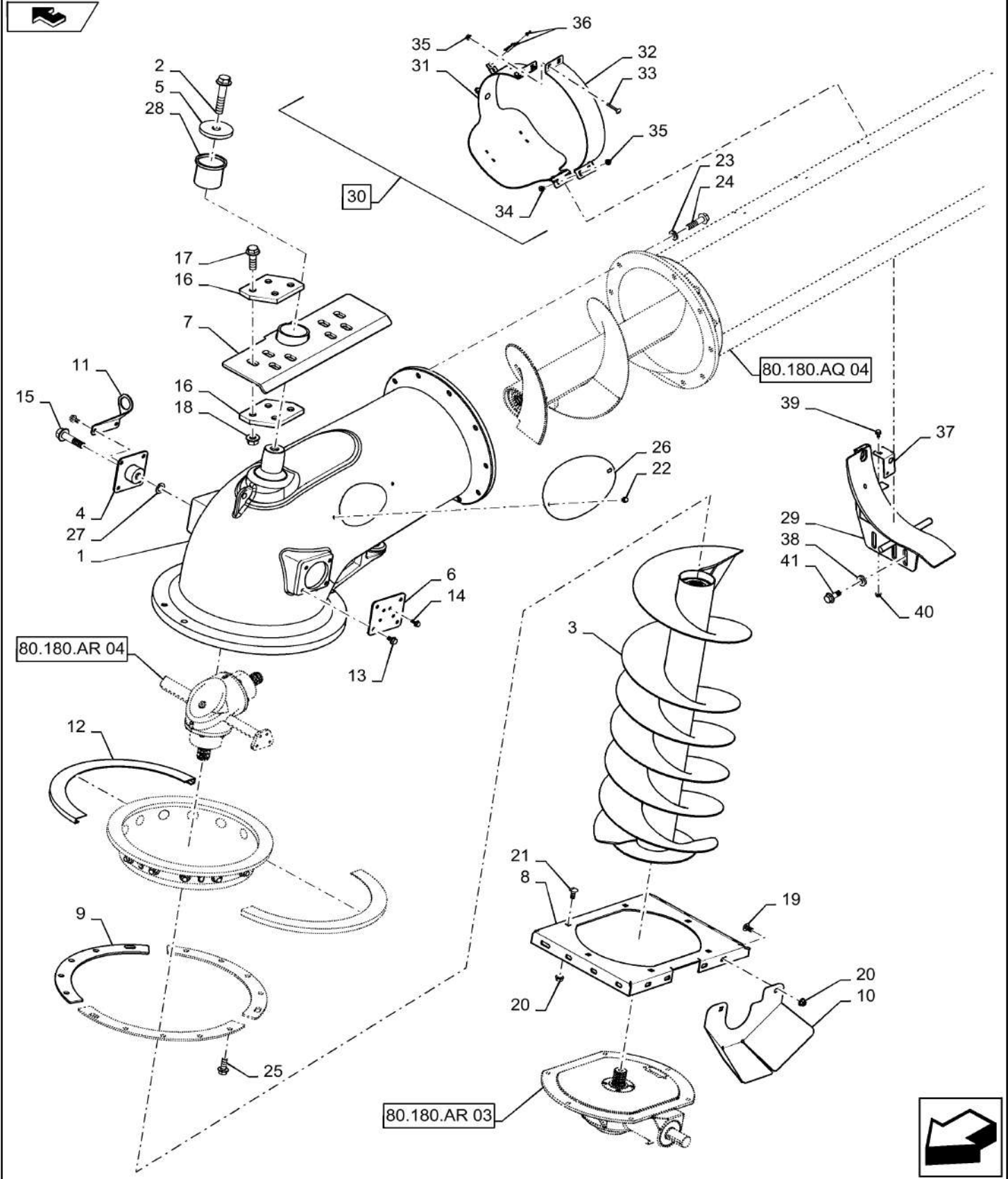
80.180.AP

04

p2

10/201
3

UNLOADING TUBE, HIGH SPEED, HIGH CAPACITY, PERFORATED 6.4M (21FT)



80.180.AP

04

p2

10/201
3**UNLOADING TUBE, HIGH SPEED, HIGH CAPACITY, PERFORATED 6.4M (21FT)**

REF FN	PART NUMBER	YR/SN	QTY DESCRIPTION
28	47463129		1 BUSHING HC Top Pivot
29	84399226		1 COVER Perforated Cover
30	84399231		4 CLAMP Perf Cover Straps
31	84485433		1 CRADLE Unload Tube Saddle
32	47360554		1 BRACKET Supporting
33	84522169		1 SECURING BAND Band Assy, Incl 34 - 39
34	47405791		1 BAND Red
35	84315380		1 BAND Red
36	120039		2 CARRIAGE BOLT Short NK, M8 x 50, CI8.8, Full Thd
37	86507486		2 CARRIAGE BOLT Sht Sq Nk, M8 x 20mm, CI 8.8, Full Thd
38	86619801		4 FLANGE NUT Prev Torque, Hex Flg, M8, CI 8
39	87106279		1 PIN Klik, Quick Connect
40	87015731		4 BOLT Hex, M8 x 50mm, CI 8.8, Full Thd
41	378243		4 WASHER M8
42	86979179		3 WASHER 35mm X 16mm
43	87495304		3 BOLT Flange, M16 X 40 Full Thread 10.9
44	87681207		1 BOLT Hex, M8 X 16mm, Class 10.9
45	87681210		1 FLANGE NUT Hex, M8, CI 10
46	86629542		4 NUT M8 x 1.25, CI 8
			7230 8230 9230

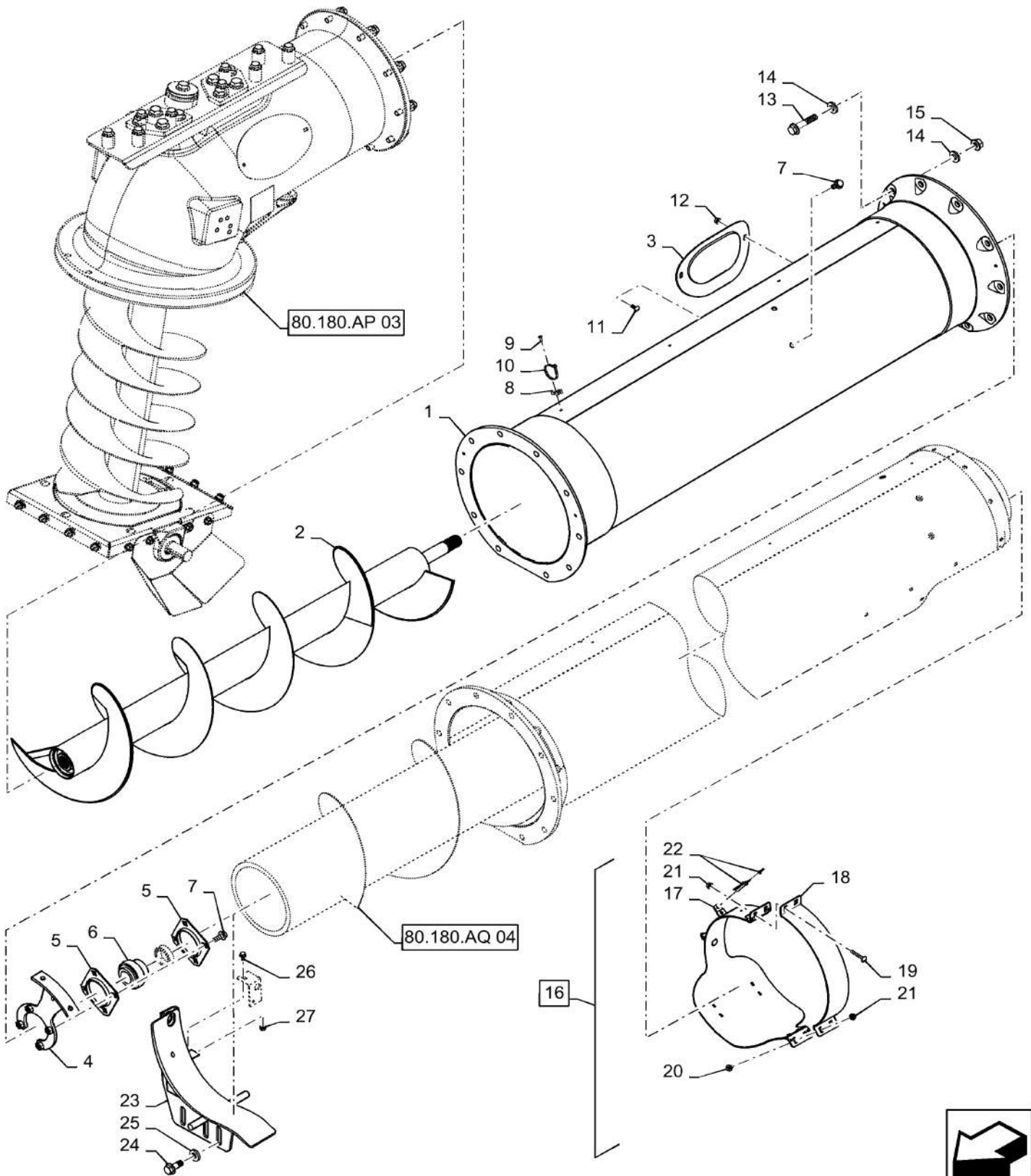
80.180.AP

05

p1

10/201
3

UNLOADING TUBE, HIGH SPEED, EXTENSION, ASSY



80.180.AP

05

p1

10/201
3**UNLOADING TUBE, HIGH SPEED, EXTENSION, ASSY**

REF FN	PART NUMBER	YR/SN	QTY DESCRIPTION
1	84536432		1 UNLOADING TUBE High Capacity Extension
2	47395184		1 AUGER Standard Wear
2	47395186		1 AUGER Extended Wear
3	84307048		1 CAP COVER Side
4	47392729		1 BRACKET Bearing
5	86979948		2 FLANGE 85mm Spherical
6	84416910		1 BALL BEARING Extension
7	87030508		6 BOLT Hvy Hex, M12 x 30mm, CI 10.9
8	86590413		4 BASE Wire Tie
9	445394		4 RIVET Pop, M4.8 x 12.7
10	86566989		5 CABLE TIE M4.75 x 190.5 L
11	86507486		2 CARRIAGE BOLT Sht Sq Nk, M8 x 20mm, CI 8.8, Full Thd
12	86507066		2 FLANGE NUT M8 x 1.25, Flg, CI 10
13	47411044		10 FLANGE BOLT M16 X 80mm Full Thread 10.9
14	86639326		20 WASHER M17.5 x 34 x 5, HT
15	86512498		10 FLANGE NUT M16 x 2, Flg, CI 10
16	84522169		1 SECURING BAND Complete, Incl 17 - 22
17	47405791		1 BAND Red
18	84315380		1 BAND Red
19	120039		2 CARRIAGE BOLT Short NK, M8 x 50, CI8.8, Full Thd
20	86507486		2 CARRIAGE BOLT Sht Sq Nk, M8 x 20mm, CI 8.8, Full Thd
21	86619801		4 FLANGE NUT Prev Torque, Hex Flg, M8, CI 8
22	87106279		1 PIN Klik, Quick Connect
23	84485433		1 CRADLE Tube Saddle
24	47360554		1 BRACKET Supporting
25	86979179		3 WASHER 35mm X 17mm
			7230 8230 9230

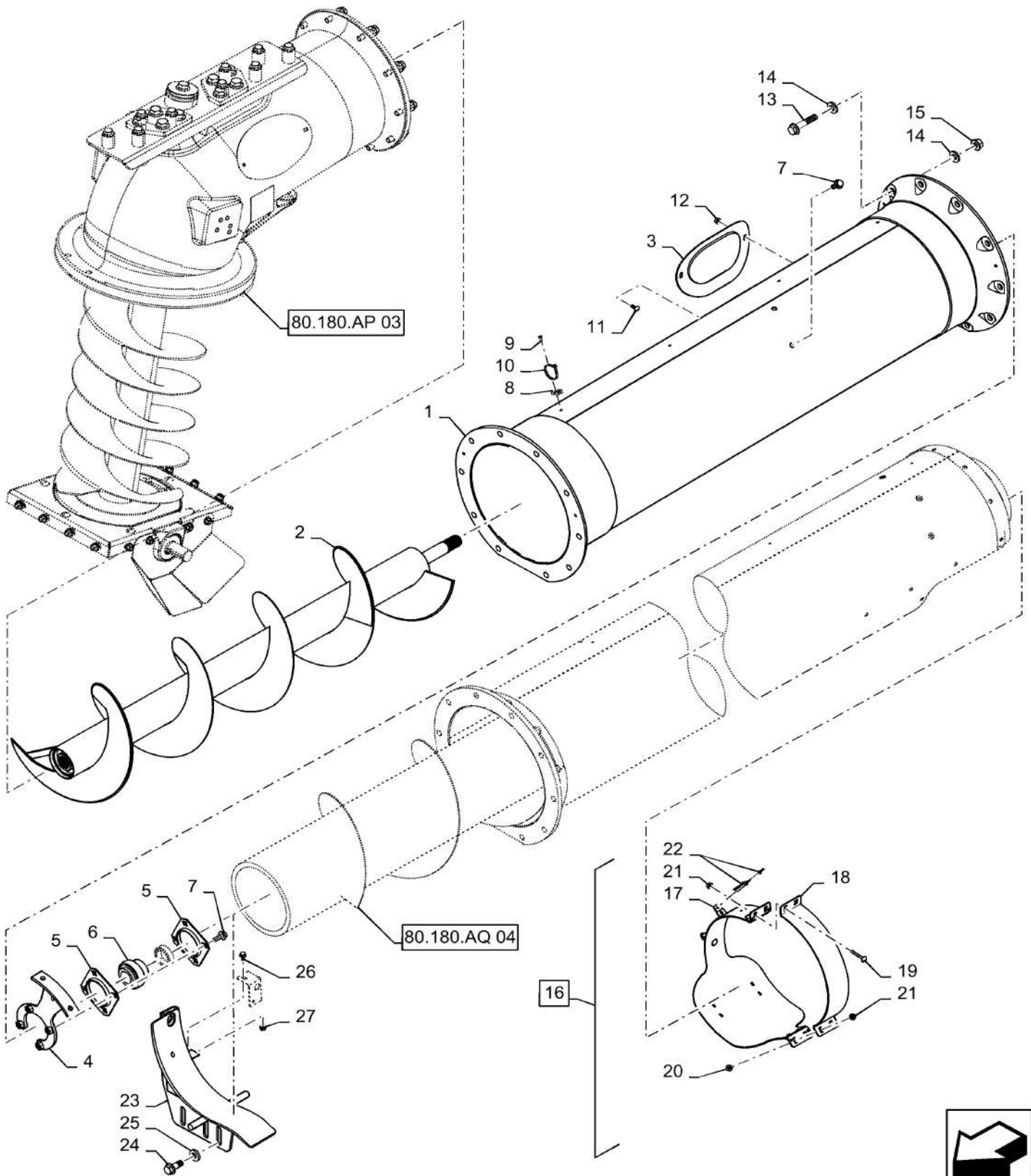
80.180.AP

05

p2

10/201
3

UNLOADING TUBE, HIGH SPEED, EXTENSION, ASSY



80.180.AP

05

p2

10/201
3

UNLOADING TUBE, HIGH SPEED, EXTENSION, ASSY

REF FN	PART NUMBER	YR/SN	QTY DESCRIPTION
26	87495304		3 BOLT FLANGE, M16 X40 FULL Thread 10.9
27	87681207		1 BOLT Hex, M8 X 16mm, Class 10.9
28	87681210		1 FLANGE NUT Hex, M8, CI 10
			7230 8230 9230

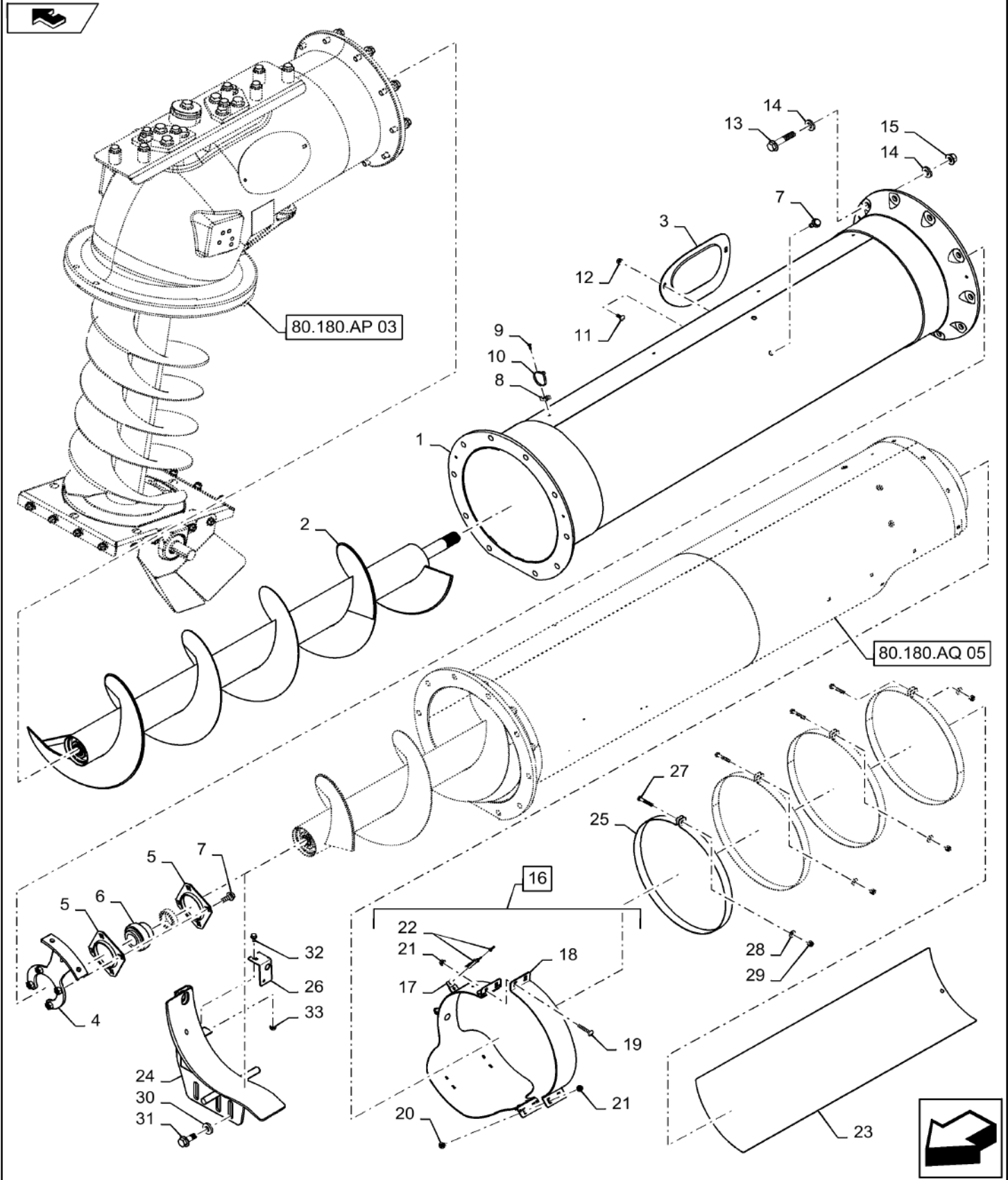
80.180.AP

06

p1

10/201
3

UNLOADING TUBE, HIGH SPEED, EXTENSION, PERFORATED



80.180.AP

06

p1

10/201
3**UNLOADING TUBE, HIGH SPEED, EXTENSION, PERFORATED**

REF FN	PART NUMBER	YR/SN	QTY DESCRIPTION
1	84536432		1 UNLOADING TUBE High Capacity Extension
2	47395186		1 AUGER Extended Wear
3	84307048		1 CAP COVER Side
4	47392729		1 BRACKET Bearing
5	86979948		2 FLANGE 85mm Spherical
6	84416910		1 BALL BEARING Extension
7	87030508		6 BOLT Hvy Hex, M12 x 30mm, CI 10.9
8	86590413		4 BASE Wire Tie
9	445394		4 RIVET Pop, M4.8 x 12.7
10	86566989		5 CABLE TIE M4.75 x 190.5 L
11	86507486		2 CARRIAGE BOLT Sht Sq Nk, M8 x 20mm, CI 8.8, Full Thd
12	86507066		2 FLANGE NUT M8 x 1.25, Flg, CI 10
13	47411044		10 FLANGE BOLT M16 X 80mm Full Thread 10.9
14	86639326		20 WASHER M17.5 x 34 x 5, HT
15	86512498		10 FLANGE NUT M16 x 2, Flg, CI 10
16	84522169		1 SECURING BAND Complete, Incl 17 - 22
17	47405791		1 BAND Red
18	84315380		1 BAND Red
19	120039		2 CARRIAGE BOLT Short NK, M8 x 50, CI8.8, Full Thd
20	86507486		2 CARRIAGE BOLT Sht Sq Nk, M8 x 20mm, CI 8.8, Full Thd
21	86619801		4 FLANGE NUT Prev Torque, Hex Flg, M8, CI 8
22	87106279		1 PIN Klik, Quick Connect
23	84399226		1 COVER Perforated
24	84485433		1 CRADLE Tube Saddle
24	47360554		1 BRACKET Supporting
25	84399231		4 CLAMP Red
26	47360554		1 BRACKET Supporting
			7230 8230 9230

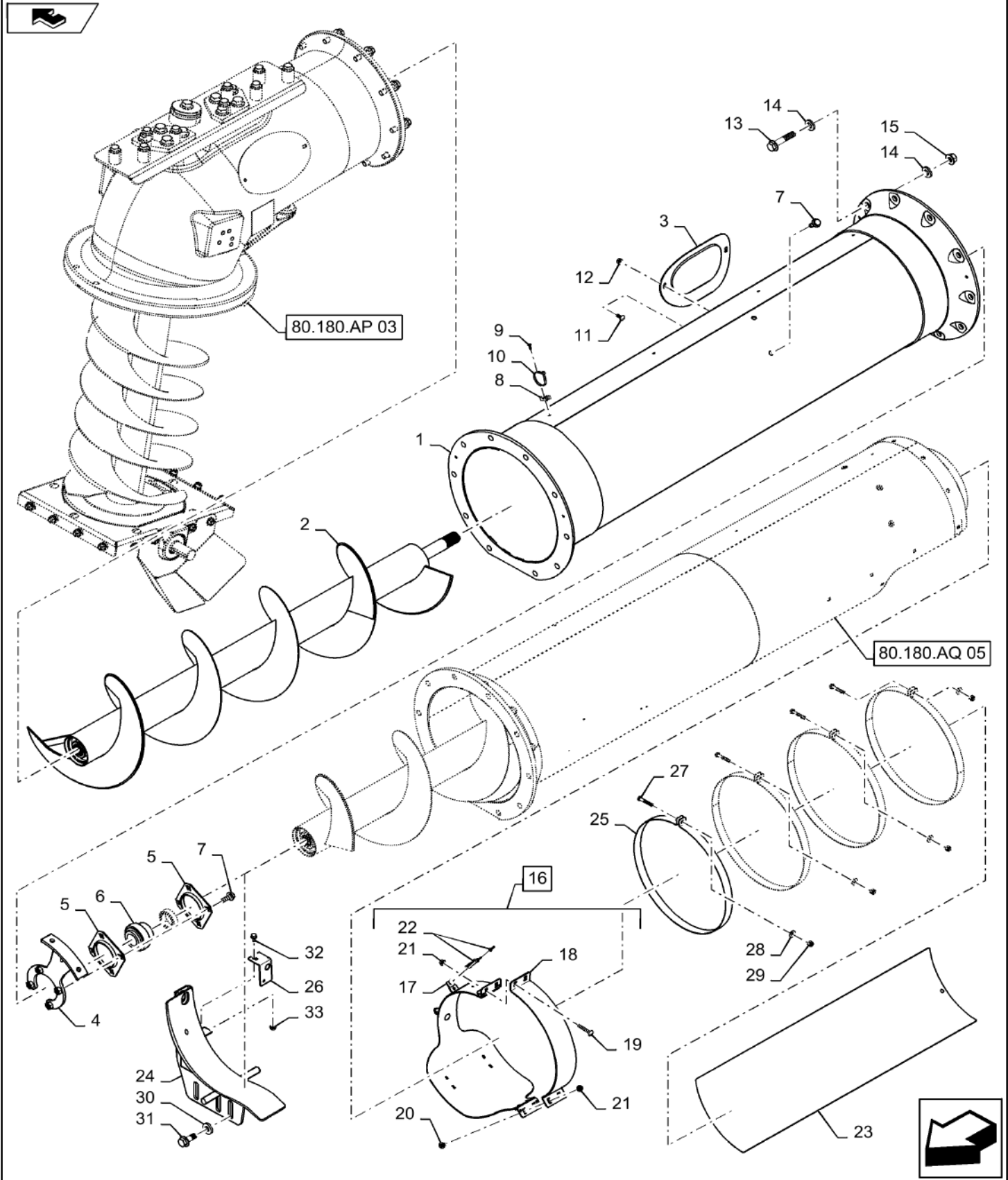
80.180.AP

06

p2

10/201
3

UNLOADING TUBE, HIGH SPEED, EXTENSION, PERFORATED



80.180.AP

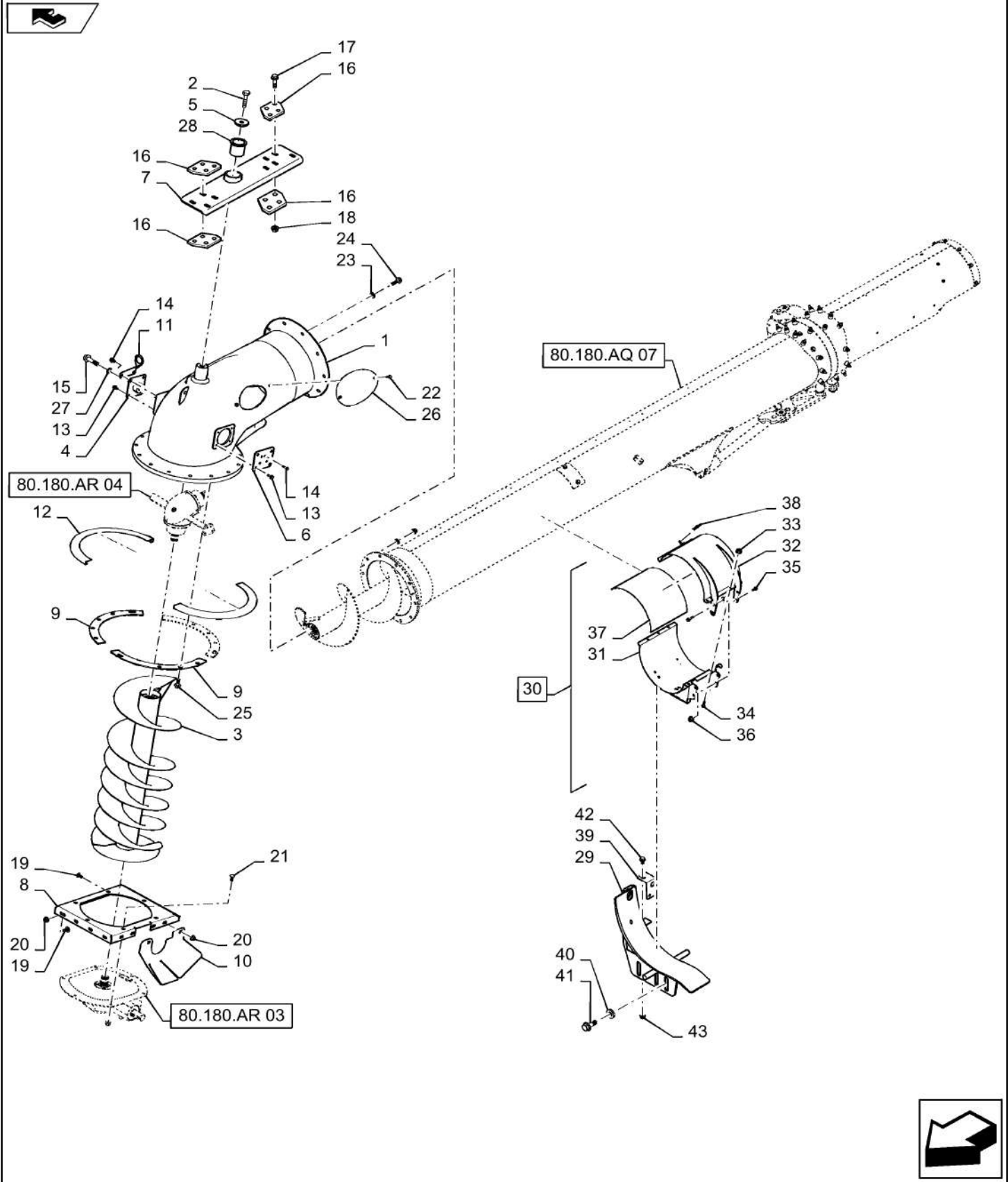
06

p2

10/201
3**UNLOADING TUBE, HIGH SPEED, EXTENSION, PERFORATED**

REF FN	PART NUMBER	YR/SN	QTY DESCRIPTION
27	87015731		4 BOLT Hex, M8 x 50mm, CI 8.8, Full Thd
28	378243		4 WASHER M8
29	86629542		4 NUT M8 x 1.25, CI 8
30	86979179		3 WASHER 35mm X 17mm
31	87495304		3 BOLT FLANGE, M16 X40 FULL Thread 10.9
32	87681207		1 BOLT Hex, M8 X 16mm, Class 10.9
33	87681210		1 FLANGE NUT Hex, M8, CI 10
			7230 8230 9230

UNLOADING TUBE, AUGER ASSY, HIGH SPEED, FOLDING



80.180.AP

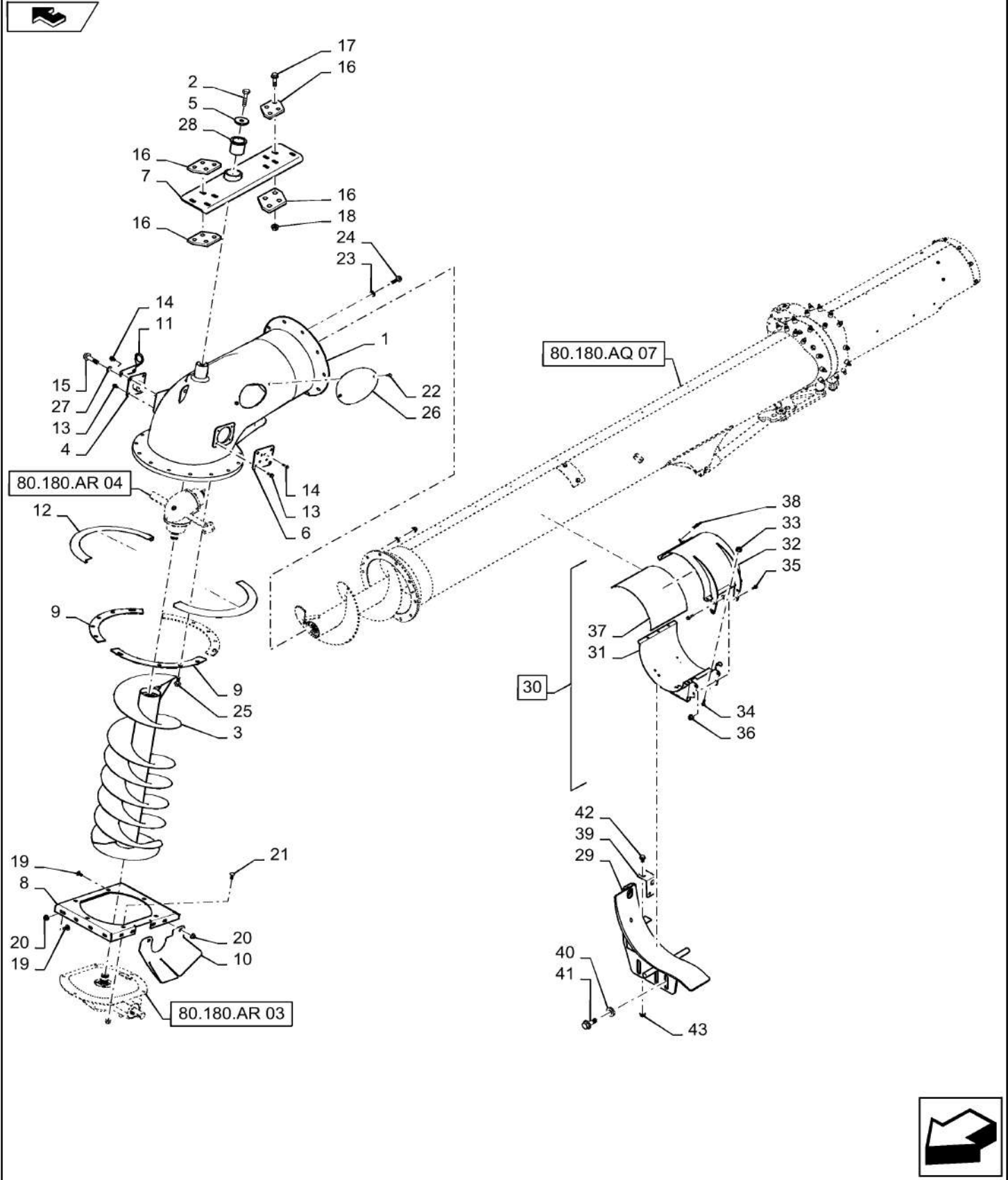
07

p1

10/201
3**UNLOADING TUBE, AUGER ASSY, HIGH SPEED, FOLDING**

REF FN	PART NUMBER	YR/SN	QTY DESCRIPTION
1	47463149		1 ELBOW Unload Tube
2	84163827		1 BOLT Flange, M20 X 100mm 10.9
3	84522663		1 AUGER Vertical Unload, Extended Wear
4	84357568		1 PLATE Elbow, Side
5	47463148		1 PLATE Top Pivot Washer
6	47377660		1 PLATE Elbow, Side
7	47471338		1 CHANNEL Beam, Pivot
8	84344564		1 PLATE Elbow Base
9	84373488		3 WIRE CLAMP Ring Base
10	84416047		1 SHIELD Gearbox Guard
11	84511607		1 BRACKET Plate W/ Eye Hook
12	84343576		2 RUBBER RING Plastic Pivot
13	87698835		8 BOLT FLANGE M10 X 20mm Full Thread 10.9
14	87656137		4 BOLT Hvy Hex, M8 x 20mm, CI 10.9
15	{84415414}		1 M20 X 80mm Full Thread 10.9
16	47481113		4 PLATE Top Pivot Gang Washer
17	{47506619}		8 M20 X 70mm Full Thread 10.9
18	47490610		8 NUT M20-2.5
19	9503839		16 CARRIAGE BOLT Short NK, M12 x 25, CI 8.8, Full Thd
20	86512497		22 FLANGE NUT M12 x 1.75, Flg, CI 10
21	87695426		6 CARRIAGE BOLT Sht Sq Nk, M12 x 30mm, CI 10.9, Full Thd CARRIAGE M12 X 30mm 10.9
22	87681207		2 BOLT Hex, M8 X 16mm, Class 10.9
23	86639326		10 WASHER M17.5 x 34 x 5, HT
24	{47411035}		10 M16 X 60mm Full Thread 10.9
25	87495304		15 BOLT M16 X 40mm Full Thread 10.9
26	84397140		1 COVER Elbow
27	13580001		AR WASHER 21mm X 36mm x .5"
28	47463129		1 BUSHING HC Top Pivot
29	84485433		1 CRADLE Tube Saddle
			7230 8230 9230

UNLOADING TUBE, AUGER ASSY, HIGH SPEED, FOLDING



80.180.AP

07

p2

10/201
3**UNLOADING TUBE, AUGER ASSY, HIGH SPEED, FOLDING**

REF FN	PART NUMBER	YR/SN	QTY DESCRIPTION
30	84478902		1 CLAMP Complete, Incl 31 - 38
31	84478886		1 CLAMP Red
32	47405788		1 CLAMP Red
33	86507066		7 FLANGE NUT M8 x 1.25, Flg, CI 10
34	87030775		7 BOLT Hvy Hex, M8 x 30mm, CI 10.9
35	87698835		4 BOLT FLANGE M10 X 20mm Full Thread 10.9
36	86050279		4 FLANGE NUT M10 x 1.5, Flg, CI 10
37	84487455		1 RUBBER PAD
38	87106279		1 PIN Klik, Quick Retainer
39	47360554		1 BRACKET Saddle Support
40	86979179		3 WASHER 35mm OD X 16mm ID
41	87495304		3 BOLT Flange, M16 X 40 Full Thread 10.9
42	87681210		1 FLANGE NUT Hex, M8, CI 10
			7230 8230 9230

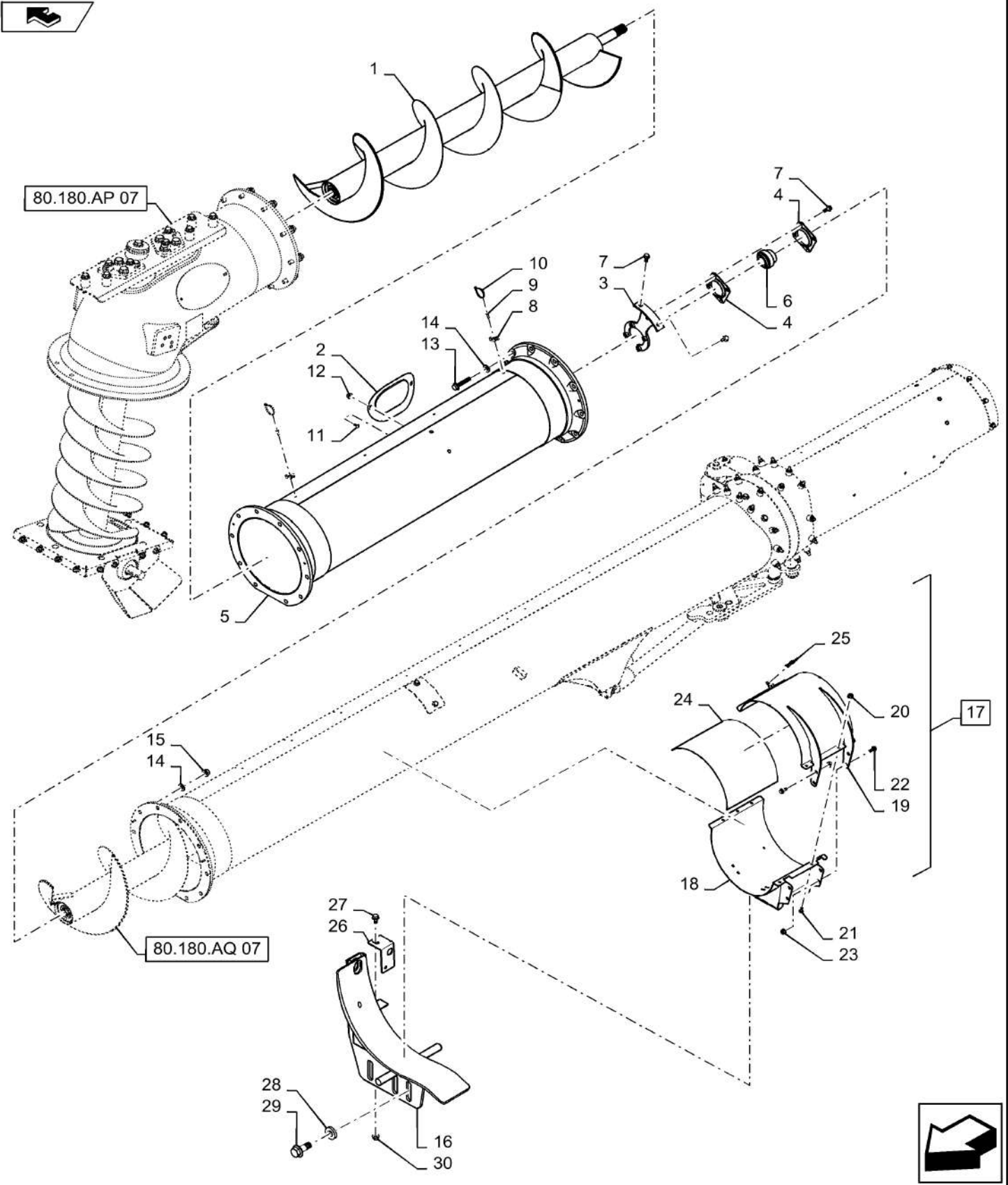
80.180.AP

08

p1

10/201
3

UNLOADING TUBE, HIGH SPEED, EXTENSION, ASSY



80.180.AP

08

p1

10/201
3**UNLOADING TUBE, HIGH SPEED, EXTENSION, ASSY**

REF FN	PART NUMBER	YR/SN	QTY DESCRIPTION
1	47395186		1 AUGER Extended Wear, High Capacity, Folding Tube Extension
2	84307048		1 CAP COVER Side Tube
3	47392729		1 BRACKET Bearing Support
4	86979948		2 FLANGE 85MM Spherical Housing
5	84536432		1 UNLOADING TUBE High capacity, Folding Tube Extension
6	84416910		1 BALL BEARING 41mm ID
7	87030508		6 BOLT Hvy Hex, M12 x 30mm, CI 10.9
8	86590413		4 BASE Wire Tie
9	445394		4 RIVET Pop, M4.8 x 12.7
10	86566989		5 CABLE TIE M4.75 x 190.5 L
11	86507486		2 CARRIAGE BOLT Sht Sq Nk, M8 x 20mm, CI 8.8, Full Thd
12	86507066		2 FLANGE NUT M8 x 1.25, Flg, CI 10
13	47411044		10 FLANGE BOLT M16 X 80 Full Thread 10.9
14	86639326		20 WASHER M17.5 x 34 x 5, HT
15	86512498		10 FLANGE NUT M16 x 2, Flg, CI 10
16	84485433		1 CRADLE Tube Saddle
17	84478902		1 CLAMP Complete, Incl 18 - 25
18	84478886		1 CLAMP Red
19	47405788		1 CLAMP Red
20	86507066		7 FLANGE NUT M8 x 1.25, Flg, CI 10
21	87030775		7 BOLT Hvy Hex, M8 x 30mm, CI 10.9
22	87698835		4 BOLT Flange, M10 X 20 Full Thread 10.9
23	86050279		4 FLANGE NUT M10 x 1.5, Flg, CI 10
24	84487455		1 RUBBER PAD
25	87106279		1 PIN Klik, Quick Connect
26	47360554		1 BRACKET Supporting
27	87681207		1 BOLT Hex, M8 X 16mm, Class 10.9
28	86979179		3 WASHER 35mm OD, 16mm ID
			7230 8230 9230

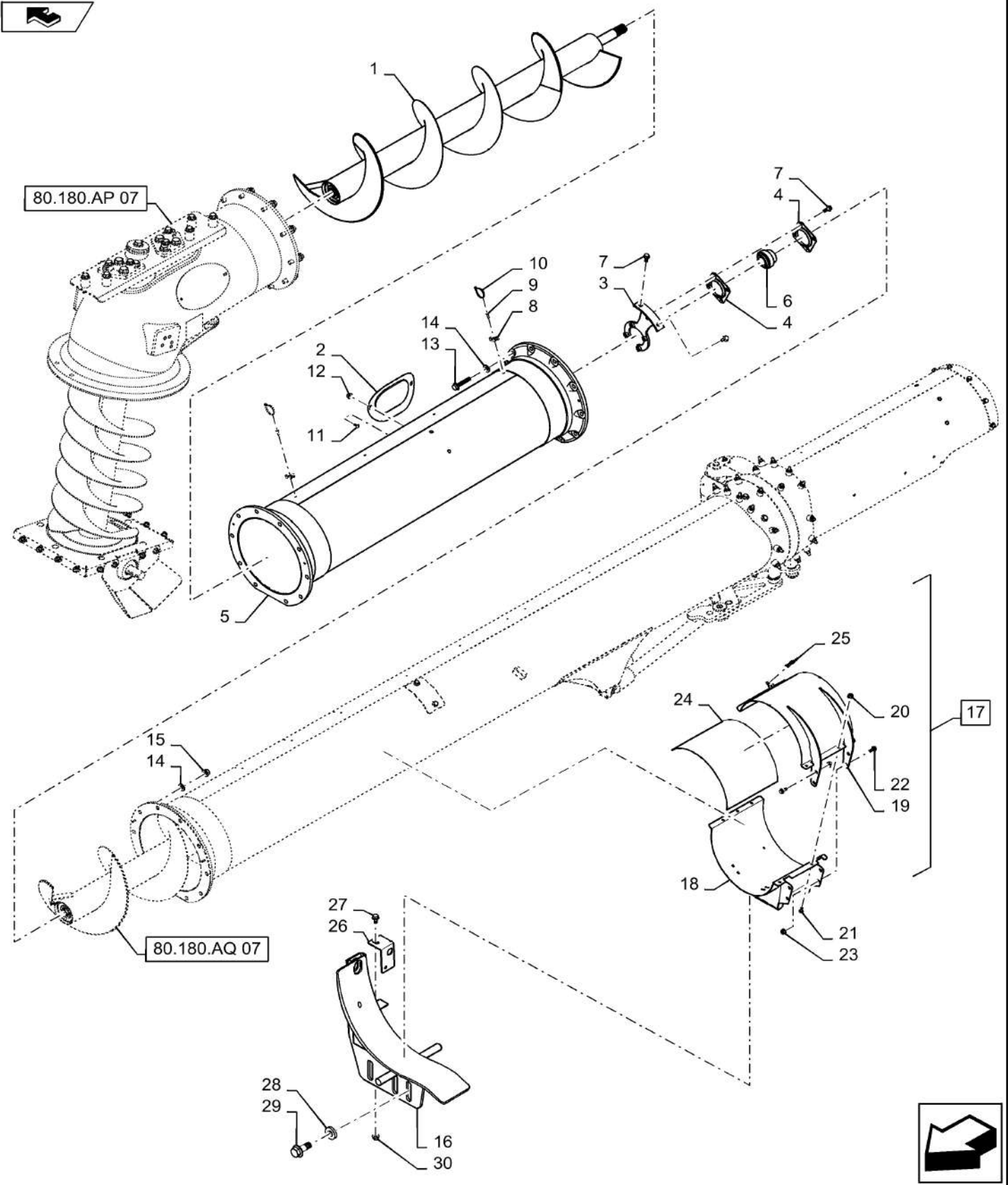
80.180.AP

08

p2

10/201
3

UNLOADING TUBE, HIGH SPEED, EXTENSION, ASSY



80.180.AP

08

p2

10/201
3

UNLOADING TUBE, HIGH SPEED, EXTENSION, ASSY

REF FN PART NUMBER

YR/SN

QTY DESCRIPTION

29 87495304

3 BOLT Flange, M16 X 40 Full Thread 10.9

30 87681210

1 FLANGE NUT Hex, M8, CI 10

7230 8230 9230

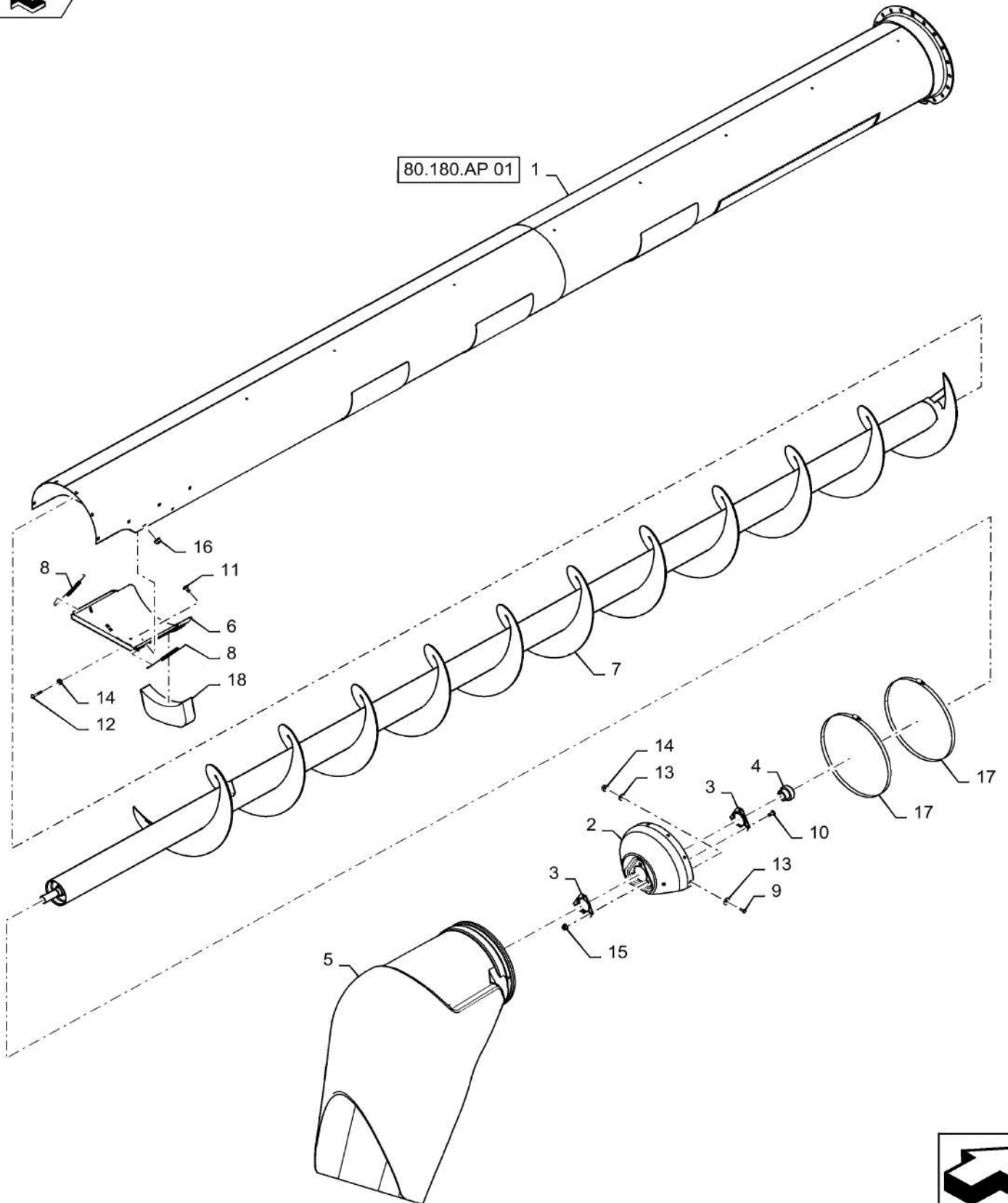
80.180.AQ

01

p1

10/201
3

UNLOADING TUBE, STANDARD , AUGER ASSY



80.180.AQ

01

p1

10/201
3**UNLOADING TUBE, STANDARD , AUGER ASSY**

REF FN	PART NUMBER	YR/SN	QTY DESCRIPTION
1	87743673		1 TUBE 5.2 mm DIA x 5034.7 mm L 5.5M (18 Ft) Unloading
2	87741381		1 COVER End Cap/Bearing Support
3	84414986		2 FLANGED BEARING
4	87044350		1 BEARING ASSY 30mm ID, 62mm OD
5	84219375		1 SPOUT Standard, Fixed
6	84131732		1 DOOR Grain Saver
7	84447941		1 AUGER Unloading, Standard Wear
7	87280339		1 AUGER Unloading, Extended Wear
8	1338869C2		2 SPRING Grain Saver
9	120104		6 BOLT Hex, M8 x 1.25 x 20mm, Cl 8.8, Full Thd
10	87682391		3 CARRIAGE BOLT Sht Sq Nk, M10 x 25mm, Cl 10.9
11	87020310		2 CARRIAGE BOLT Sht Sq Nk, M8 x 16mm, Cl 10.9, Full Thd
12	120039		1 CARRIAGE BOLT Short NK, M8 x 50, Cl8.8, Full Thd
13	322358		12 BELLEVILLE WASHER M8
14	86507066		8 FLANGE NUT M8 x 1.25, Flg, Cl 10
15	86050279		3 FLANGE NUT M10 x 1.5, Flg, Cl 10
16	87681210		2 FLANGE NUT Hex, M8, Cl 10
17	87339347		2 CLAMP 316mm - 383mm
18	84219420		1 PLUG Grain Saver

7230 8230 9230

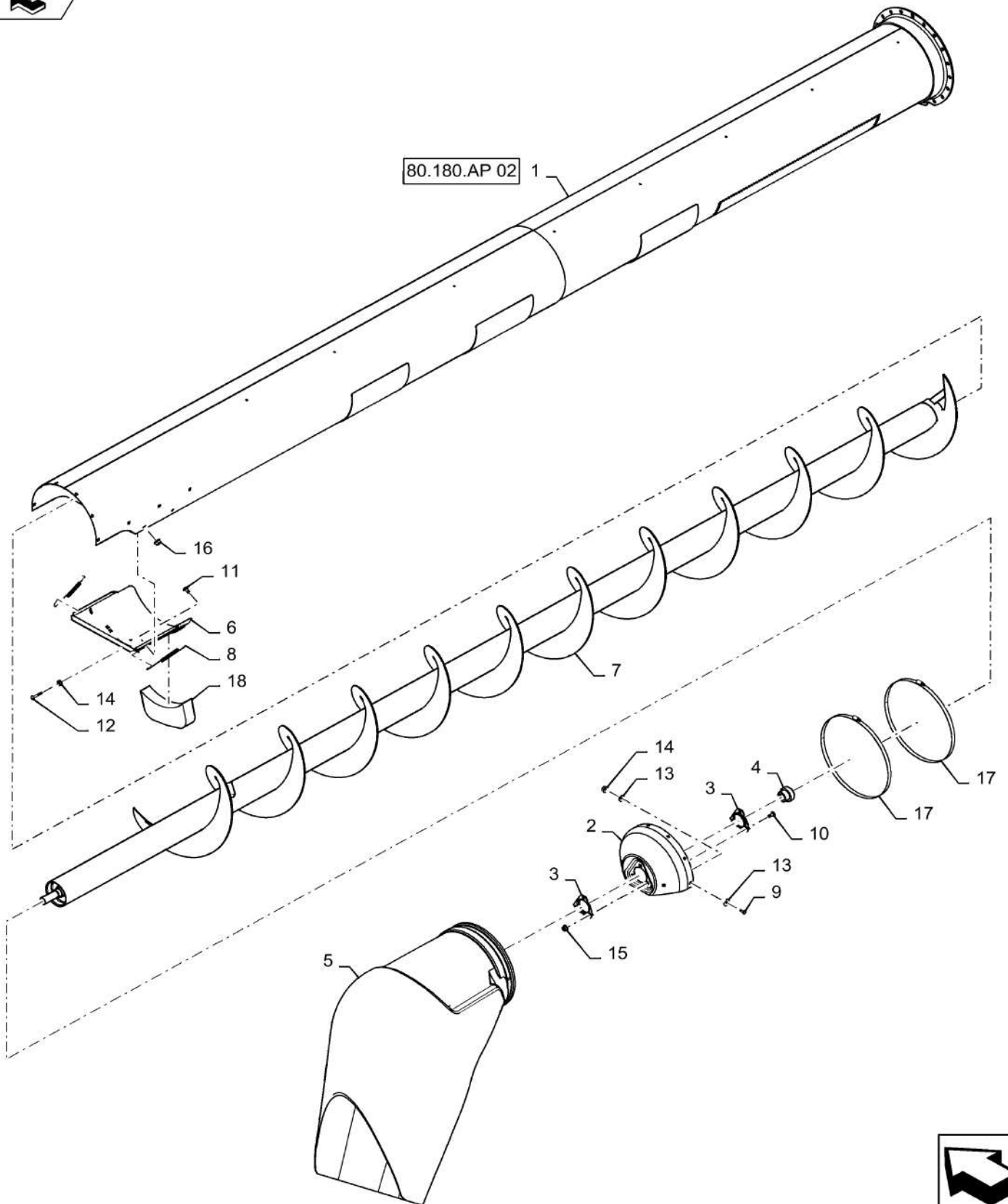
80.180.AQ

02

p1

10/201
3

UNLOADING TUBE, STANDARD, AUGER ASSY, PERFORATED



80.180.AQ

02

p1

10/201
3**UNLOADING TUBE, STANDARD, AUGER ASSY, PERFORATED**

REF FN	PART NUMBER	YR/SN	QTY DESCRIPTION
1	87743683		1 TUBE 5034.7 mm L 5.5M (18 Ft) Unloading, Perforated
2	87741381		1 COVER End Cap/Bearing Support
3	84414986		2 FLANGED BEARING
4	87044350		1 BEARING ASSY 30mm ID, 62mm OD
5	84219375		1 SPOUT Standard, Fixed
6	84131732		1 DOOR Grain Saver
7	84447941		1 AUGER Unloading, Standard Wear
8	1338869C2		2 SPRING Grain Saver
9	120104		6 BOLT Hex, M8 x 1.25 x 20mm, CI 8.8, Full Thd
10	87682391		3 CARRIAGE BOLT Sht Sq Nk, M10 x 25mm, CI 10.9
11	87020310		2 CARRIAGE BOLT Sht Sq Nk, M8 x 16mm, CI 10.9, Full Thd
12	120039		1 CARRIAGE BOLT Short NK, M8 x 50, CI8.8, Full Thd
13	322358		12 BELLEVILLE WASHER M8
14	86507066		8 FLANGE NUT M8 x 1.25, Flg, CI 10
15	86050279		3 FLANGE NUT M10 x 1.5, Flg, CI 10
16	87681210		2 FLANGE NUT Hex, M8, CI 10
17	87339347		2 CLAMP 316mm - 383mm
18	84219420		1 PLUG Grain Saver

7230 8230 9230

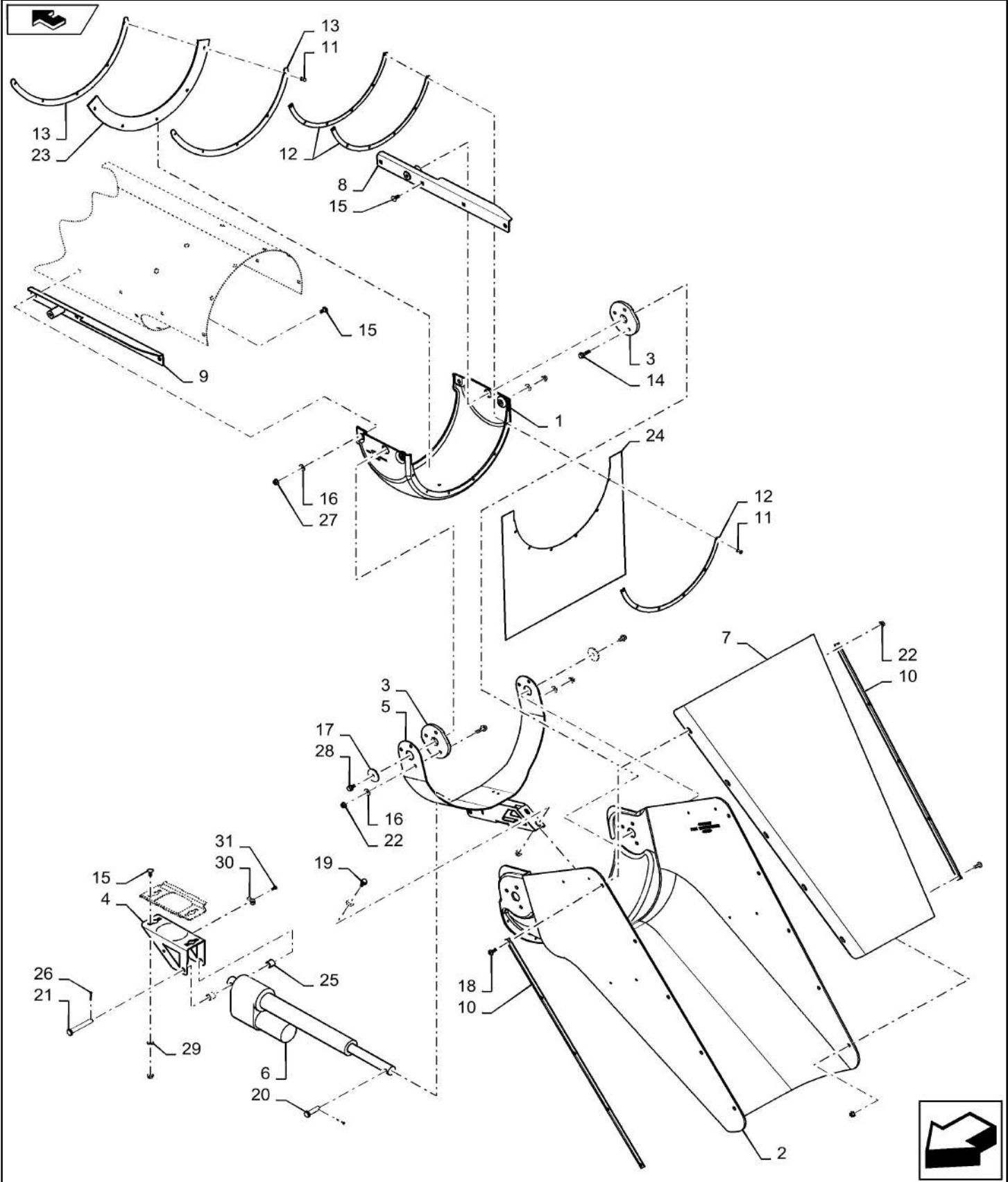
80.180.AQ

03

p1

10/201
3

UNLOADING TUBE, SPOUT EXTENTION KIT, PIVOT



UNLOADING TUBE, SPOUT EXTENTION KIT, PIVOT

REF FN	PART NUMBER	YR/SN	QTY DESCRIPTION
1	47449506		1 SUPPORT Boot
2	47449507		1 SPOUT Discharge
3	84208552		2 SPACER 9mm Thick, Poly
4	47408650		1 BRACKET Actuator Mount
5	84522311		1 STRAP Bottom
6	47464242		1 ACTUATOR Unload Pivot
7	84550645		1 SPOUT Rubber
8	84312367		1 BRACKET Support RH
9	84312369		1 BRACKET Support LH
10	84327223		2 PLATE Fixing, Dark Gray
11	87610697		11 RIVET POP 3/16 X 0.825 GR11
12	84380852		3 SUPPORT Painted
13	47446294		2 SUPPORT Bottom Unload
14	87030775		6 BOLT Hvy Hex, M8 x 30mm, CI 10.9
15	87682383		10 BOLT CARRIAGE, M8 X 20mm 10.9
16	378243		12 WASHER M8
17	322		2 WASHER 11/32" x 1 21/32" x .135" Thk
18	86975890		10 SCREW Pan, M8 x 1.25 x 20mm, CI 8.8
19	87656137		2 BOLT Hvy Hex, M8 x 20mm, CI 10.9
20	412027		1 CLEVIS PIN M12 x 45
21	86639103		1 CLEVIS PIN M12 x 90
22	87681210		22 FLANGE NUT Hex, M8, CI 10
23	47437518		1 SEAL Rubber
24	47445009		1 SEAL Rubber
25	87305403		2 SPACER 3/4" Tube
26	130004		2 COTTER PIN M3.2 x 25
27	86507066		6 FLANGE NUT M8 x 1.25, Flg, CI 10
28	87681207		2 BOLT Hex, M8 X 16mm, Class 10.9
29	322358		4 BELLEVILLE WASHER M8
30	86590413		1 BASE Wire Tie
31	445394		1 RIVET Pop, M4.8 x 12.7
			7230 8230 9230

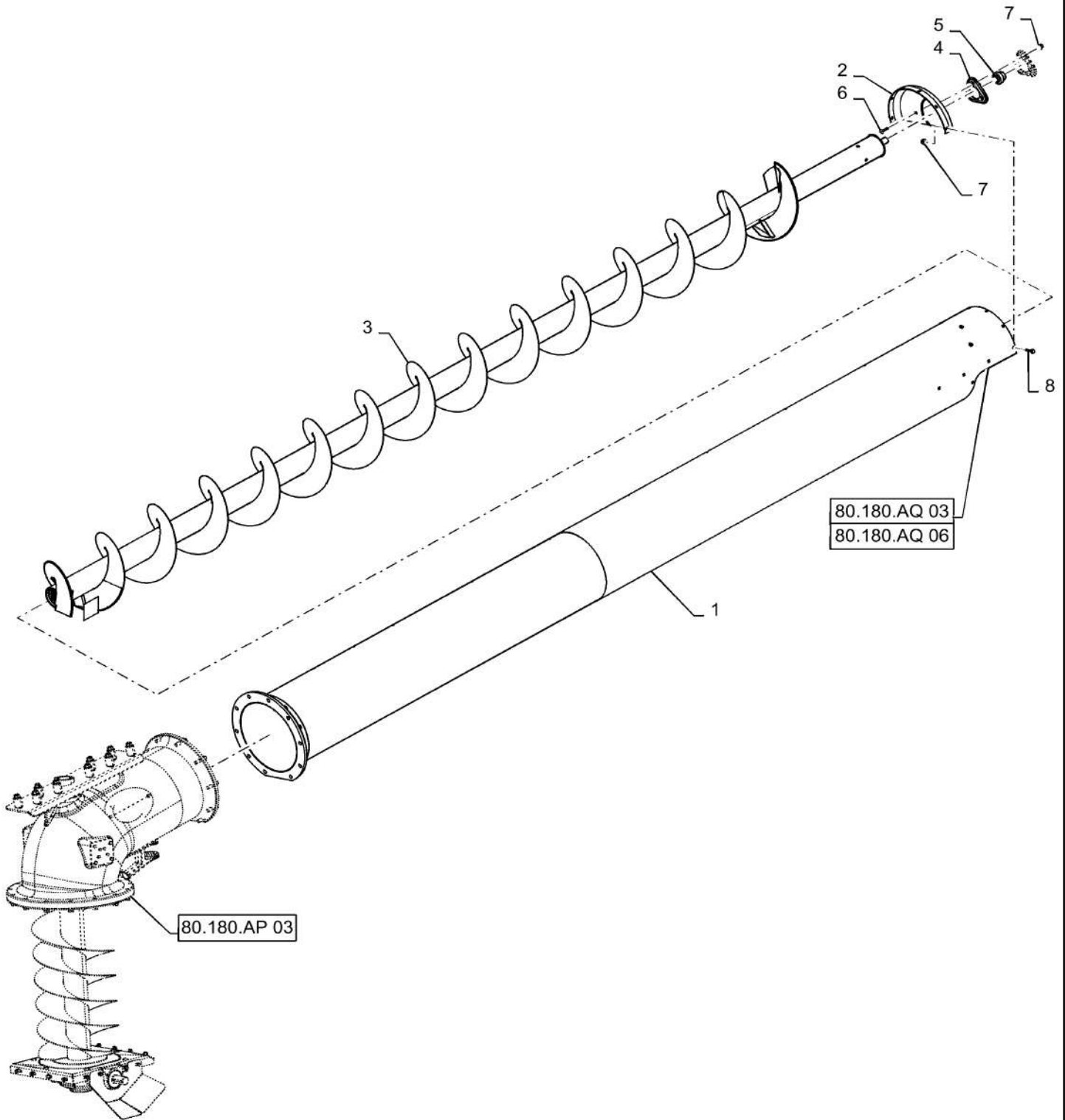
80.180.AQ

04

p1

10/201
3

UNLOADING TUBE, HIGH SPEED, AUGER ASSY, 6.4M (21 FT)



80.180.AQ

04

p1

10/201
3

UNLOADING TUBE, HIGH SPEED, AUGER ASSY, 6.4M (21 FT)

REF FN	PART NUMBER	YR/SN	QTY DESCRIPTION
1	47405760		1 UNLOADING TUBE High Capacity, 21FT
2	84416907		1 COVER End Cap
3	47373693		1 AUGER High Capacity, Standard Wear
3	47373691		1 AUGER High Capacity, Extended Wear
4	84414986		2 FLANGED BEARING
5	87044350		1 BEARING ASSY 62mm Spherical
6	87682391		3 CARRIAGE BOLT Sht Sq Nk, M10 x 25mm, CI 10.9
7	86050279		9 FLANGE NUT M10 x 1.5, Flg, CI 10
8	87698835		6 BOLT Flange, M10 X 20mm Full Thread 10.9
			7230 8230 9230

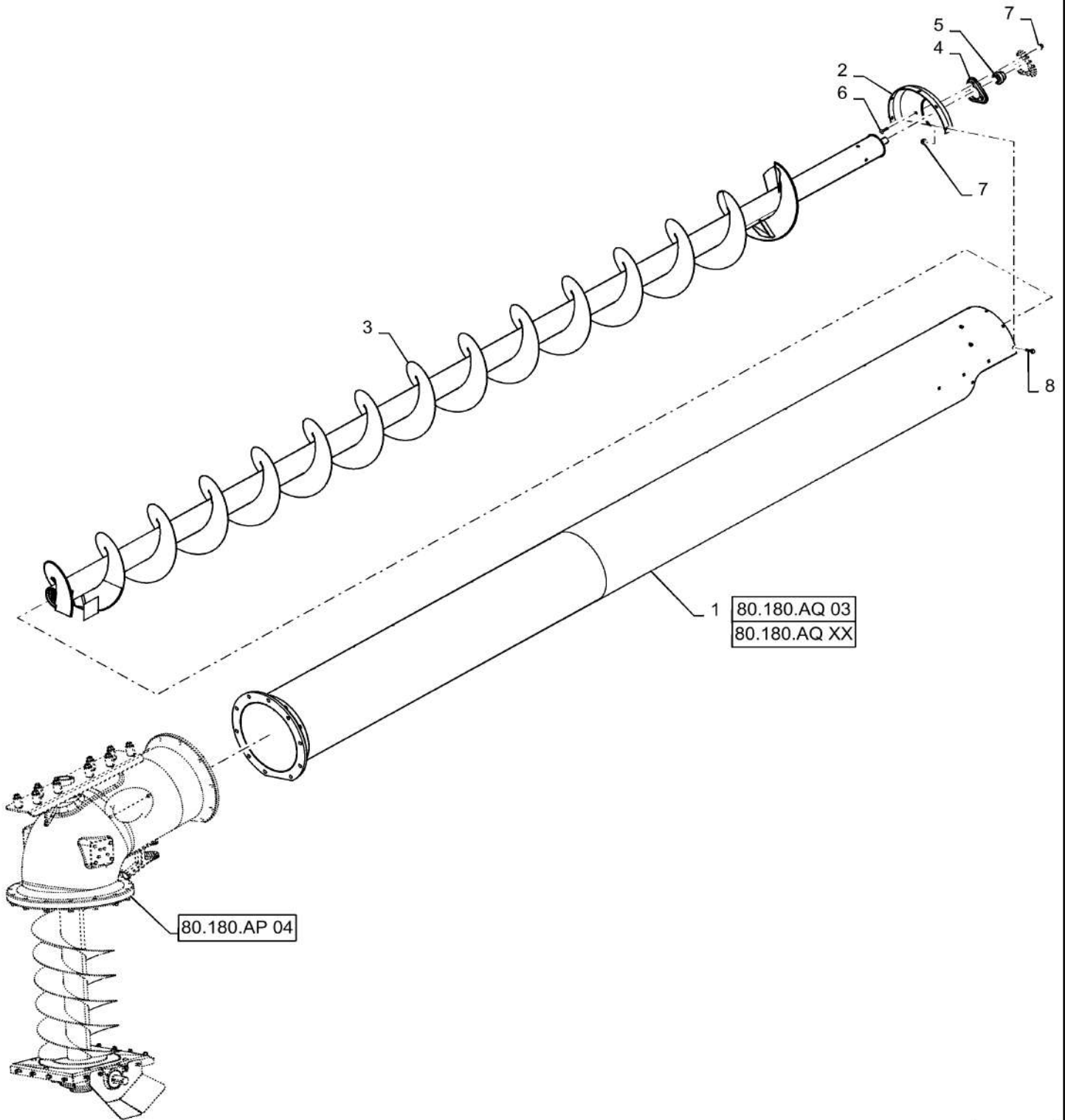
80.180.AQ

05

p1

10/201
3

UNLOADING TUBE, HIGH SPEED, AUGER ASSY, 6.4M (21FT) PERFORATED



80.180.AQ

05

p1

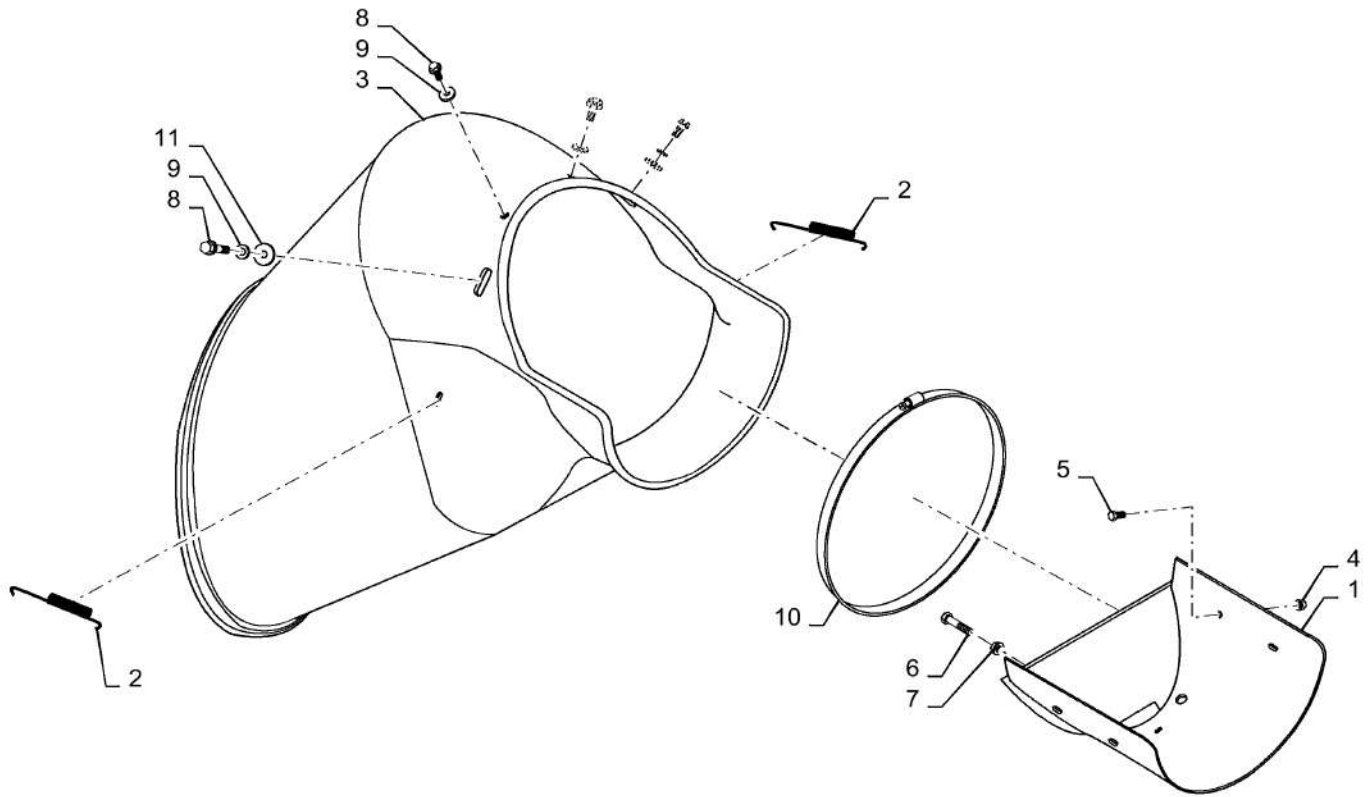
10/201
3

UNLOADING TUBE, HIGH SPEED,AUGER ASSY, 6.4M (21FT) PERFORATED

REF FN	PART NUMBER	YR/SN	QTY DESCRIPTION
1	47407785		1 UNLOADING TUBE High Capacity, Perforated 6.4M (21FT)
2	84416907		1 COVER End Tube Cap
3	47373691		1 AUGER Extended Wear
4	84414986		2 FLANGED BEARING
5	87044350		1 BEARING ASSY 62mm Spherical
6	87682391		3 CARRIAGE BOLT Sht Sq Nk, M10 x 25mm, CI 10.9
7	86050279		9 FLANGE NUT M10 x 1.5, Flg, CI 10
8	87698835		6 BOLT Flange, M10 X 20mm Full Thread 10.9

7230 8230 9230

UNLOADING TUBE, DISCHARGE SPOUT, STANDARD , HIGH SPEED



80.180.AQ

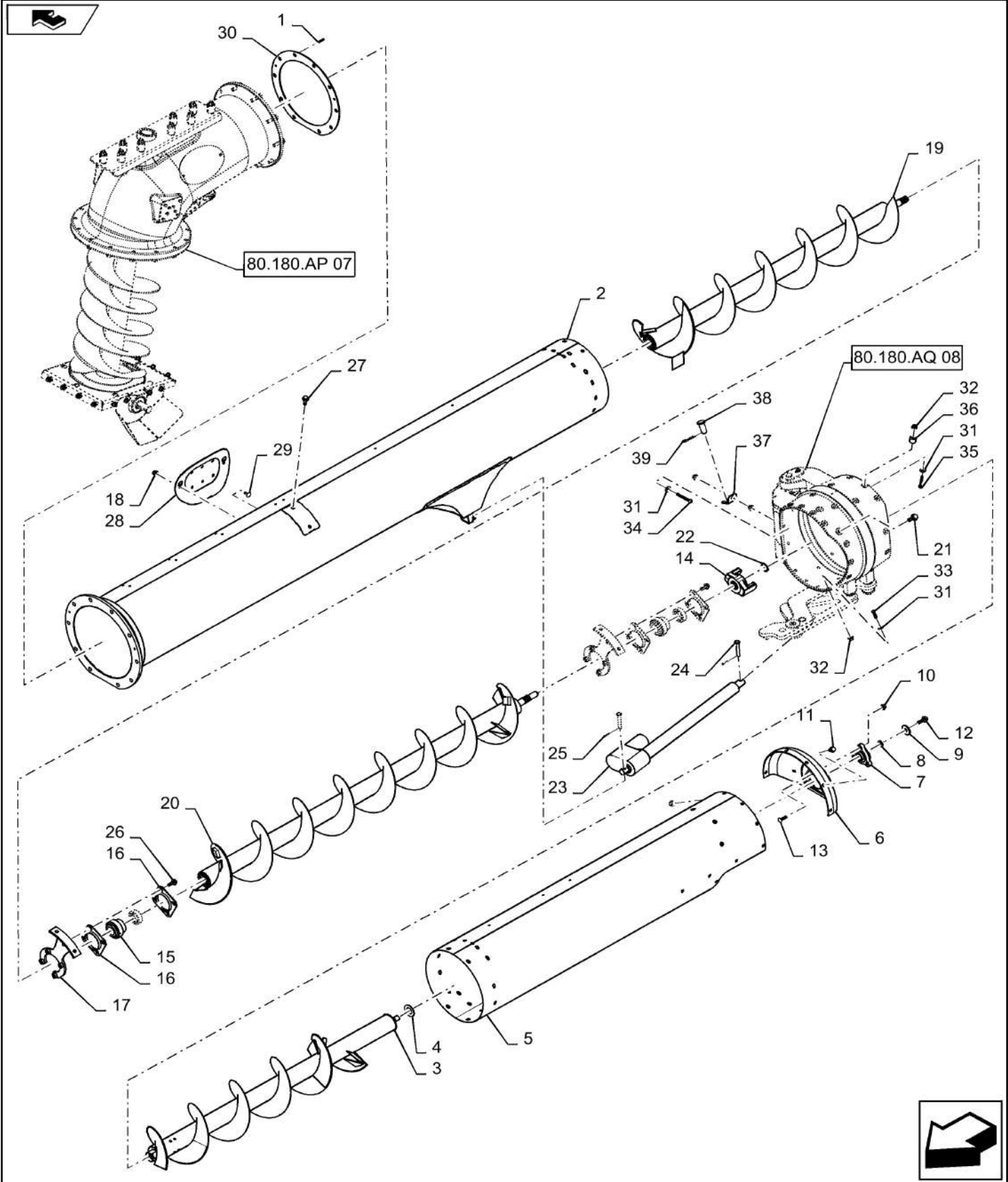
06

p1

10/201
3**UNLOADING TUBE, DISCHARGE SPOUT, STANDARD , HIGH SPEED**

REF FN	PART NUMBER	YR/SN	QTY DESCRIPTION
1	84552506		1 DOOR Grain Saver
2	1338869C2		2 SPRING Grain Saver
3	84322466		1 SPOUT Unload, High Capacity Only
4	87681210		4 FLANGE NUT Hex, M8, CI 10
5	87020310		4 CARRIAGE BOLT Sht Sq Nk, M8 x 16mm, CI 10.9, Full Thd
6	120039		1 CARRIAGE BOLT Short NK, M8 x 50, CI8.8, Full Thd
7	86507066		1 FLANGE NUT M8 x 1.25, Flg, CI 10
8	87698833		4 BOLT Hvy Hex Flg, M8 x 25mm, CI 10.9, Full Thd Flange, M8 X 25mm 10.9
9	87528983		4 WASHER 8.40mm ID x 25mm OD x 2mm, DOR 8.4mm X 25mm X 2mm
10	84468366		1 CLAMP Band, Spout Securing
11	322		2 WASHER 11/32" x 1 21/32" x .135" Thk
			7230 8230 9230

UNLOADING TUBE, HIGH SPEED, FOLDING

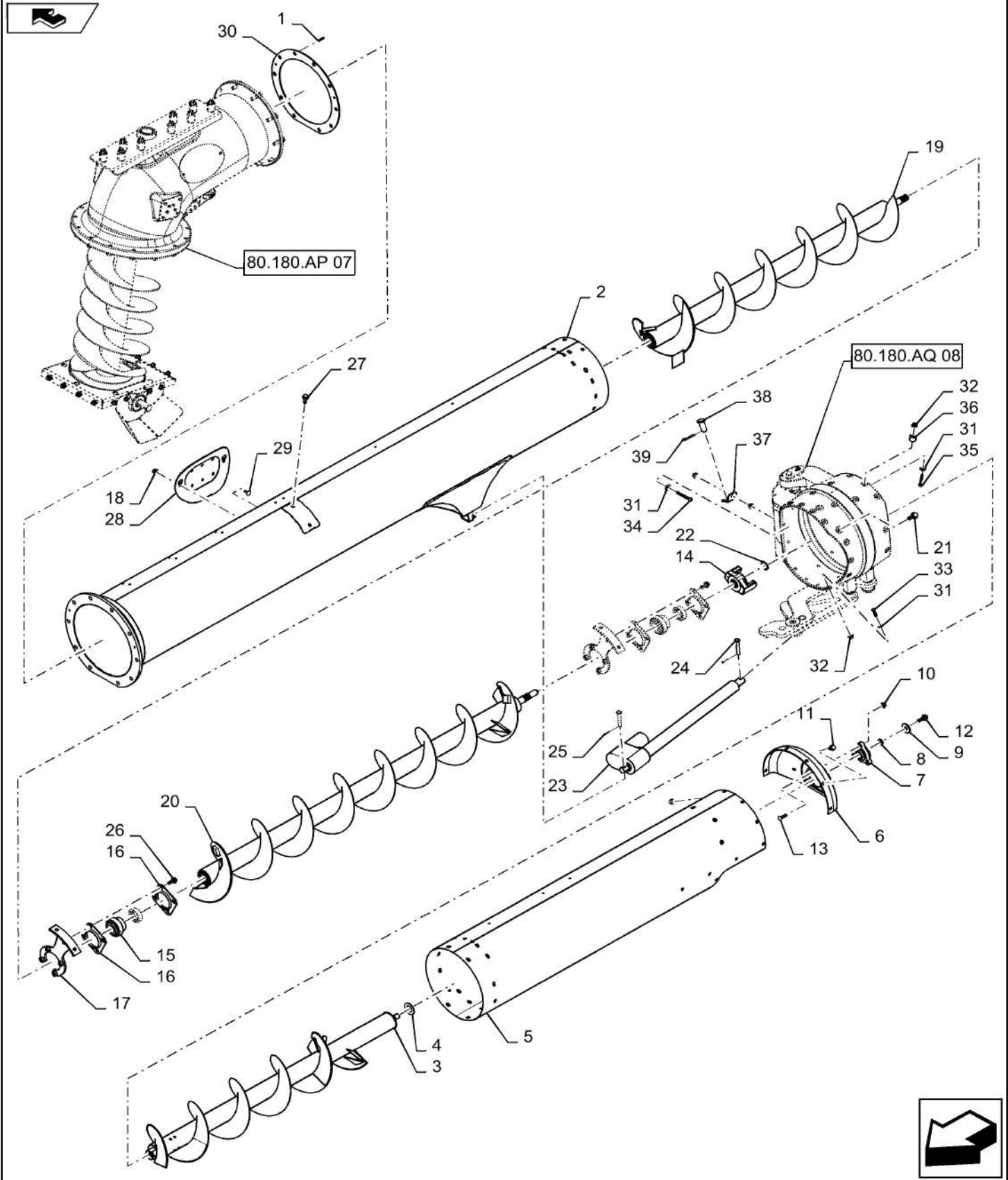


UNLOADING TUBE, HIGH SPEED, FOLDING

REF FN	PART NUMBER	YR/SN	QTY DESCRIPTION
1	86543705		2 SLOTTED PIN M6 x 30
2	47439287		1 UNLOADING TUBE Inner, Folding
3	47445370		1 AUGER Outer Fold, Extended Wear
4	86511329		AR WASHER M30 x 56 x 4
5	47407783		1 UNLOADING TUBE Outer Fold
6	84416907		1 COVER End Cap
7	84489731		1 BALL BEARING 30mm Bore
8	12648501		AR WASHER M12 x 28 x 4
9	9511052		1 WASHER M12 x 44 x 4
10	86050279		9 FLANGE NUT M10 x 1.5, Flg, CI 10
11	87698835		6 BOLT Flange, M10 X 20mm Full Thread 10.9
12	87695414		1 BOLT Hvy Hex Flg, M12 x 35mm, CI 10.9 Flange, M12 X 35mm 10.9
13	87682393		3 BOLT Carriage, M10 X 35mm 10.9
14	47514300		1 COUPLING Driver
15	84416910		2 BALL BEARING 41mm ID X 85mm OD
16	86979948		4 FLANGE Bearing
17	47392729		2 BRACKET Bearing Locating
18	86507066		2 FLANGE NUT M8 x 1.25, Flg, CI 10
19	47395188		1 AUGER Inner Fold, Extended Wear, Combine End
20	47476066		1 AUGER Inner Fold, Extended Wear, Middle
21	87695413		2 BOLT Flange, M12 x 40mm, Class 10.9, ZND
22	370004		1 SNAP RING M35, Ext
23	47389398		1 ACTUATOR Unloading Tube Fold
24	87301316		2 CLEVIS PIN M12 x 75
25	130003		2 COTTER PIN M3.2 x 20
26	87343550		8 BOLT Flange, M12 X 25 Full Thread, 10.9
27	87030508		2 BOLT Hvy Hex, M12 x 30mm, CI 10.9
28	84307048		1 CAP COVER Unload Tube, Side

7230 8230 9230

UNLOADING TUBE, HIGH SPEED, FOLDING

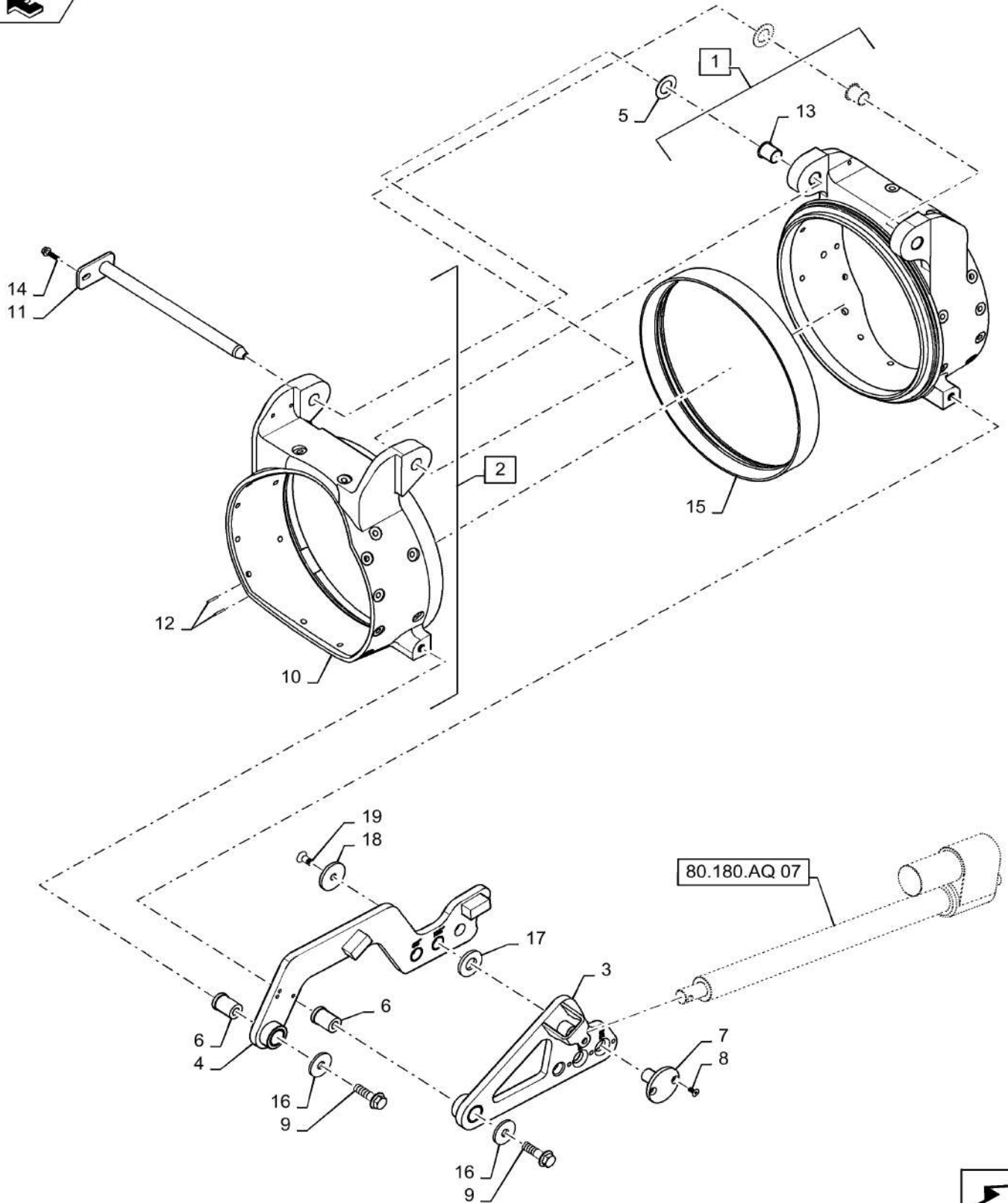


UNLOADING TUBE, HIGH SPEED, FOLDING

REF FN	PART NUMBER	YR/SN	QTY DESCRIPTION
29	86507486		2 CARRIAGE BOLT Sht Sq Nk, M8 x 20mm, Cl 8.8, Full Thd
30	47439284		AR SHIM 5mm Thick
31	86625253		35 WASHER M11 x 24 x 2
32	86050279		36 FLANGE NUT M10 x 1.5, Flg, Cl 10
33	{47437572}		10 M10 X 30mm Full Thread 10.9
34	{47437584}		2 M10 X 80mm Full Thread 10.9
35	{47437581}		23 M10 X 60mm Full Thread 10.9
36	47446371		21 SPACER 22.5mm Tall
37	47446521		1 ANGLE Pin Retaining
38	84427845		1 CLEVIS PIN 24mm x 25mm
39	86627125		1 COTTER PIN Int, 7/32" x 2.75" x 0.148"

7230 8230 9230

UNLOADING TUBE, HINGE



UNLOADING TUBE, HINGE

REF FN	PART NUMBER	YR/SN	QTY DESCRIPTION
1	47434790		1 COLLAR Fixed End, Incl 13
2	47434787		1 COLLAR Pivot End, Incl 10,12
3	47375263		1 LINK Driver, To Actuator Assy
4	47375267		1 LINK Driven, To Folding Tube
5	47408101		2 THRUST WASHER 51mm OD X 29mm ID X 1.5mm Thick
6	47454621		2 SPACER 35mm OD
7	47375268		1 PIN 25mm OD
8	14441931		2 SCREW Hex Soc Flat Hd, M8 x 16, 10.9
9	47461825		2 BOLT Flange, M16 X 80mm 10.9
10	NSS		1 NOT SERVICED SEPARATELY Order Complete (2)
11	47408159		1 PIN Hinge
12	13938070		2 ROLL PIN M4 x 24, Coiled
13	47407377		2 BUSHING Flanged, 35mm ID
14	86511480		1 BOLT Hex Flg, M8 x 30mm
15	84425683		1 SEAL EPDM
16	604937		2 WASHER 52mm OD
17	87016613		1 WASHER M24 x 56.5 x 6, HT
18	84351012		1 THRUST WASHER 60mm OD, Countersunk
19	84037971		1 HEX SOC SCREW Flat Hd, M12 x 25mm, Cl 8.8

7230 8230 9230

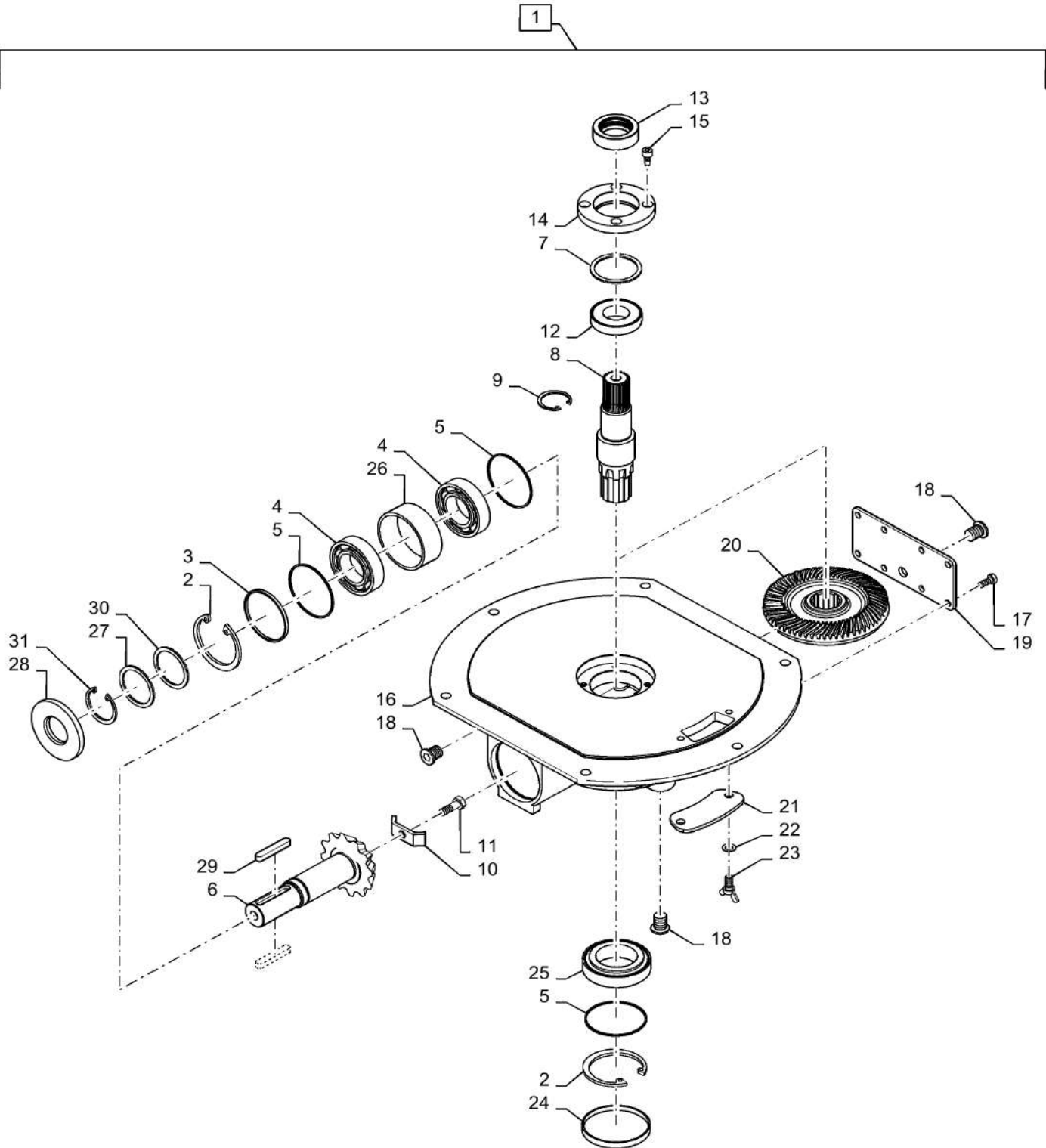
80.180.AR

01

p1

10/201
3

GEARBOX, STANDARD , LOWER, UNLOADING & FLOW



GEARBOX, STANDARD , LOWER, UNLOADING & FLOW

REF FN	PART NUMBER	YR/SN	QTY DESCRIPTION
1	84320052		1 GEARBOX Bubble Up/Lower Vertical Auger, Complete, Incl 2 - 31
2	370013		2 SNAP RING M90, Int
3	86623215		1 SPACER 7mm Thick
4	86613758		2 BEARING ASSY Tapered
5	86623216		3 SHIM KIT End Play Adjustment
6	86623217		1 SHAFT Bevel Pinion
7	86623218		1 SHIM KIT End Play Adjustment
8	86623219		1 SHAFT Upper Drive
9	370004		1 SNAP RING M35, Ext
10	86623220		1 PLATE Securing
11	9804262		1 BOLT Hex, M10 x 30mm, Cl 8.8. Full Thd
12	86626475		1 BEARING ASSY Tapered
13	86623221		1 RUBBER SEAL Lip
14	86623222		1 FLANGE Cover
15	86566099		4 HEX SOC SCREW M8 x 16mm, Cl 12.9, Full Thd
16	86623223		1 HOUSING Bare
17	120104		8 BOLT Hex, M8 x 1.25 x 20mm, Cl 8.8, Full Thd
18	9837623		3 PLUG Drain
19	86623224		1 COVER Rear
20	86623225		1 SLEWING RING Center Gearbox
21	86623226		1 COVER Gearbox
22	9511037		2 SEAL Washer
23	412049		2 SCREW Wing, M10 x 16
24	86623227		1 COVER Cap
25	853116		1 TAPERED ROLLER BEARING Lower
26	86623228		1 SPACER 33mm L
27	86623229		1 SHIM KIT End Play Adjustment
28	86623230		1 RUBBER SEAL Lip
29	170013		2 KEY Retaining
30	86623231		1 SHIM M40 x 52 x 2 Thk
			7230 8230 9230

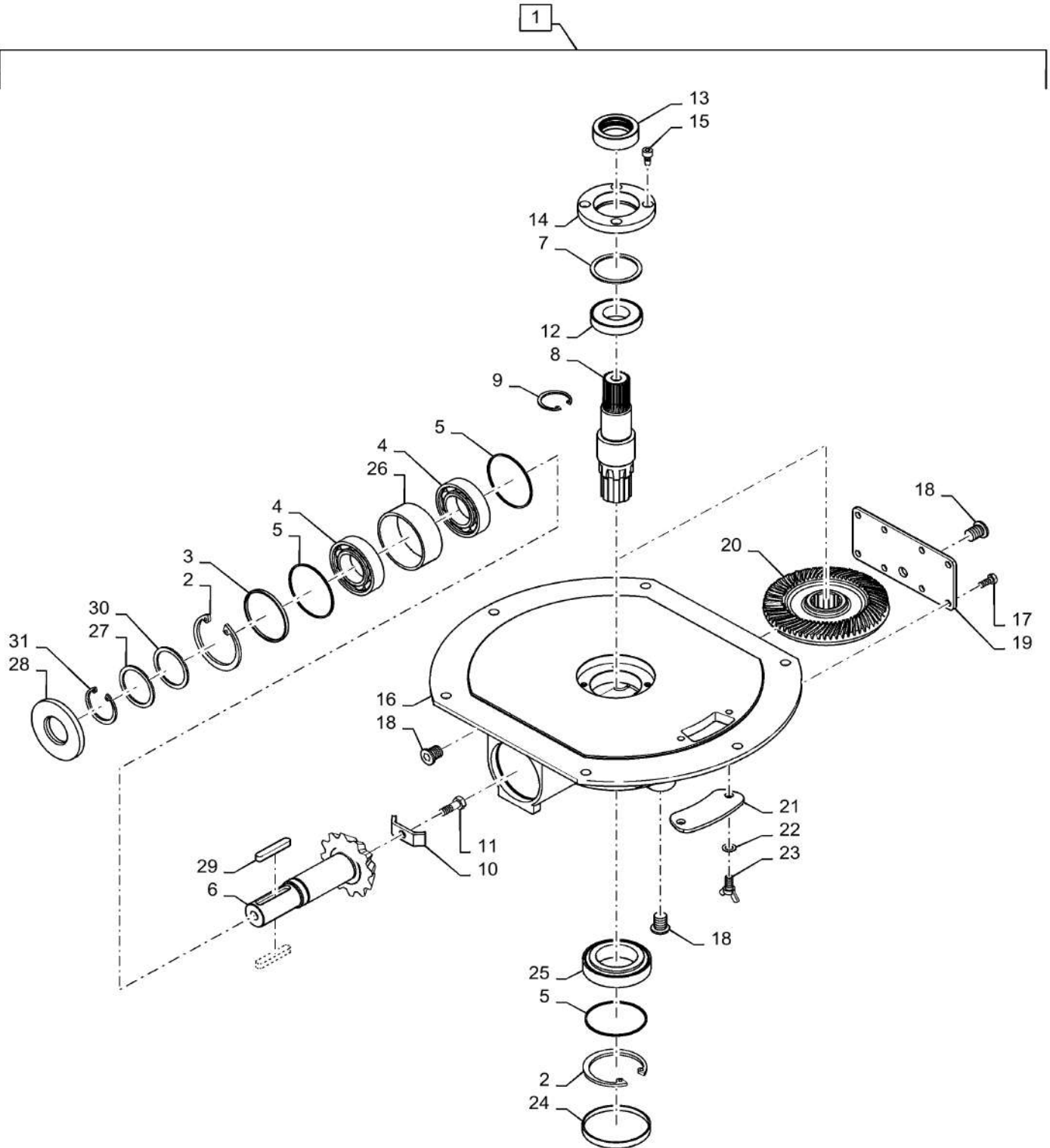
80.180.AR

01

p2

10/201
3

GEARBOX, STANDARD , LOWER, UNLOADING & FLOW



80.180.AR

01

p2

10/201
3

GEARBOX, STANDARD , LOWER, UNLOADING & FLOW

REF FN	PART NUMBER	YR/SN	QTY DESCRIPTION
---------------	--------------------	--------------	------------------------

31	440442		1 SNAP RING M40, Ext
----	--------	--	----------------------

7230 8230 9230

80.180.AR

02

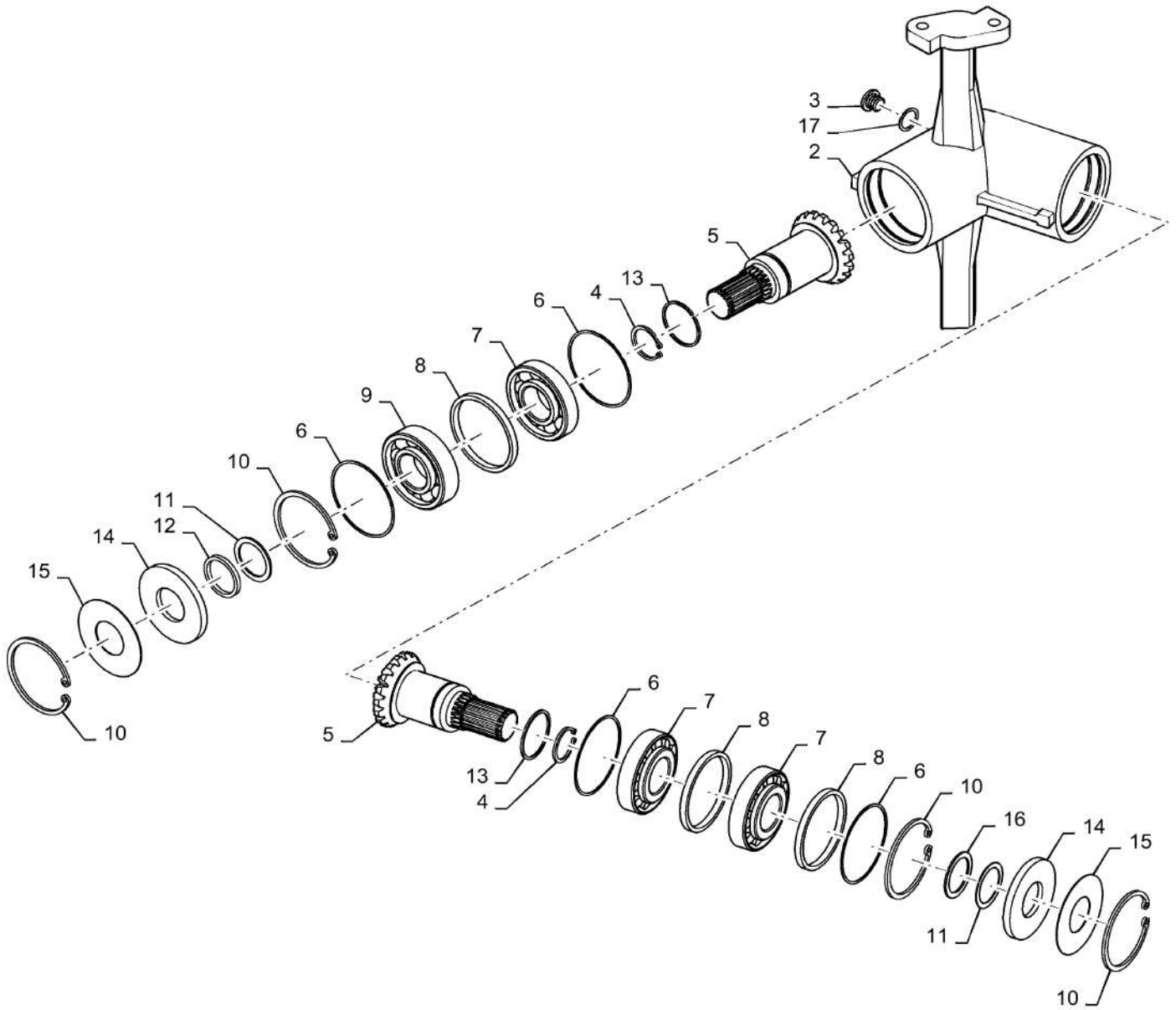
p1

10/201
3

GEARBOX, STANDARD , UPPER, UNLOADING & FLOW



1



80.180.AR

02

p1

10/201
3**GEARBOX, STANDARD , UPPER, UNLOADING & FLOW**

REF FN	PART NUMBER	YR/SN	QTY DESCRIPTION
1	87331084		1 GEARBOX Complete, Incl 2 - 17
2	87331121		1 HOUSING Casting #.175.030300
3	84437088		1 PLUG 3/8" Gas
4	87349260		2 SNAP RING M34, Ext
5	87331114		2 BEVEL GEAR 15 Tooth Upper
6	87346736		4 SHIM KIT 94mm X 100mm
7	26799990		3 TAPERED ROLLER BEARING Tapered
8	87332420		3 SPACER, RING 94mm X 99.9mm X 5mm
9	ST265		1 BALL BEARING 55 mm ID x 100 mm OD x 21 mm
10	370026		4 SNAP RING Int, M100 x 3
11	87332423		2 SHIM KIT 55mm X 68mm
12	87345894		1 SHIM 3mm Thk M55 x 68
13	800-5155		2 SNAP RING M55, Ext, Hvy
14	87331115		2 SEAL 55mm X 100mm X 10mm
15	87332418		2 WASHER M56 x 100 x 1 Thk
16	87345893		1 SHIM 1mm Thk M55 x 68
17	9511034		1 SEAL Sealing Washer
			7230 8230 9230

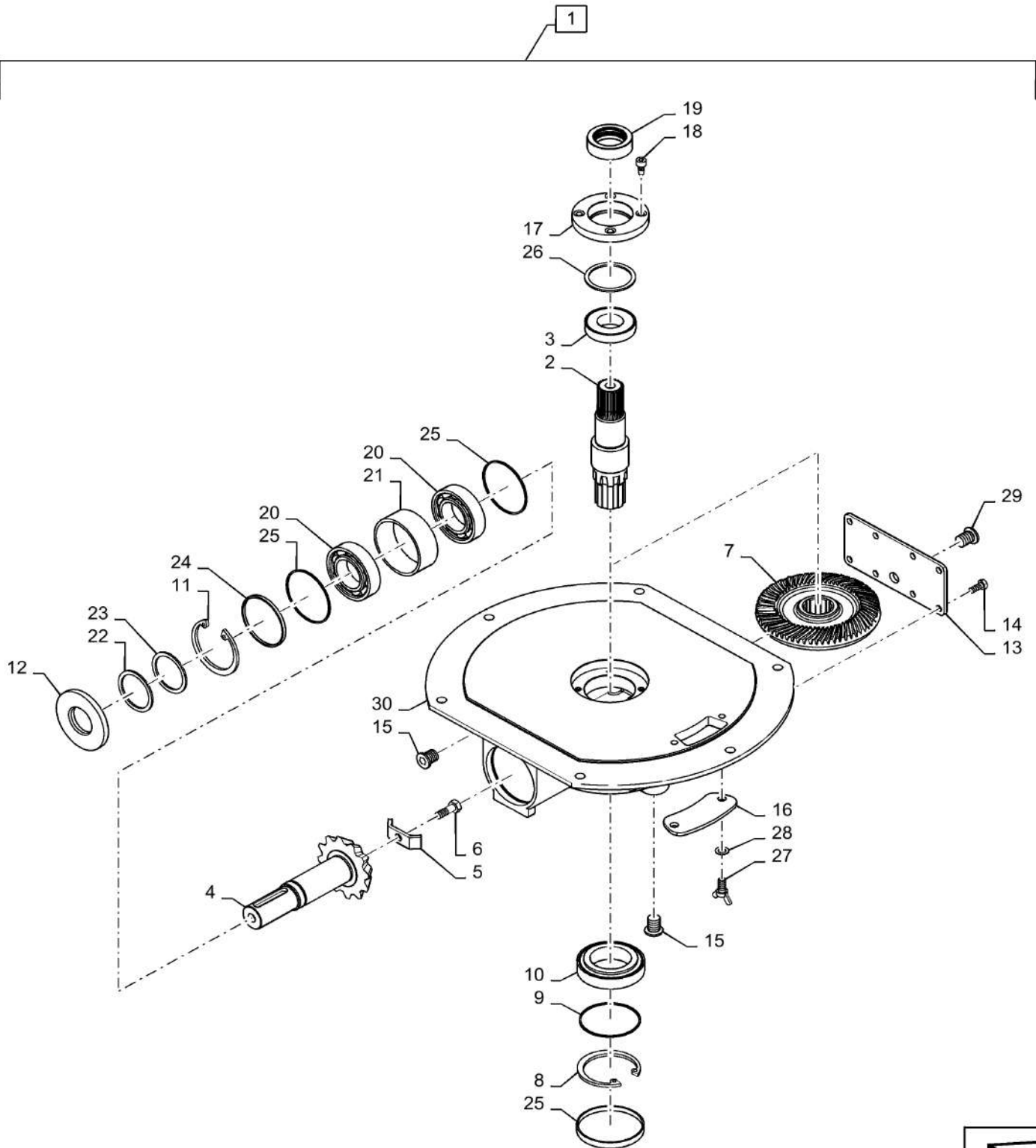
80.180.AR

03

p1

10/201
3

GEARBOX, HIGH SPEED, LOWER, UNLOADING & FLOW



80.180.AR

03

p1

10/201
3**GEARBOX, HIGH SPEED, LOWER, UNLOADING & FLOW**

REF FN	PART NUMBER	YR/SN	QTY DESCRIPTION
1	84262053		1 GEARBOX ASSY Lower Unload, Complete, Incl 2 - 30
2	84376256		1 SHAFT Output
3	86626475		1 BEARING ASSY Tapered
4	84376257		1 SHAFT Pinion, 21 Tooth
5	86623220		1 PLATE Blade
6	9804262		1 BOLT Hex, M10 x 30mm, CI 8.8. Full Thd
7	84376258		1 BEVEL GEAR 42 Tooth
8	370013		2 SNAP RING M90, Int
9	86623227		1 COVER Cap
10	853116		1 TAPERED ROLLER BEARING Lower
11	440442		1 SNAP RING M40, Ext
12	86623230		1 RUBBER SEAL 40mm X 90mm X 7mm
13	86623224		1 COVER Plate
14	120104		8 BOLT Hex, M8 x 1.25 x 20mm, CI 8.8, Full Thd
15	86557412		2 PLUG 3/8" Gas
16	86623226		1 COVER Side Cover
17	86623222		1 FLANGE Top
18	86566099		4 HEX SOC SCREW M8 x 16mm, CI 12.9, Full Thd
19	86623221		1 RUBBER SEAL Lip
20	87055660		2 TAPERED ROLLER BEARING Input Shaft
21	84376259		1 SPACER 71.9mm
22	86623215		1 SPACER 7mm
23	86623231		1 SHIM M40 x 52 x 2 Thk
24	86623229		1 SHIM KIT Input Shaft End Play
25	86623216		3 SHIM KIT Input Shaft Bearing Shim/Output Shaft Endplay
26	86623218		1 SHIM KIT Output Shaft Upper Bearing Shim
27	412049		2 SCREW Wing, M10 x 16
28	9511037		2 SEAL Washer

7230 8230 9230

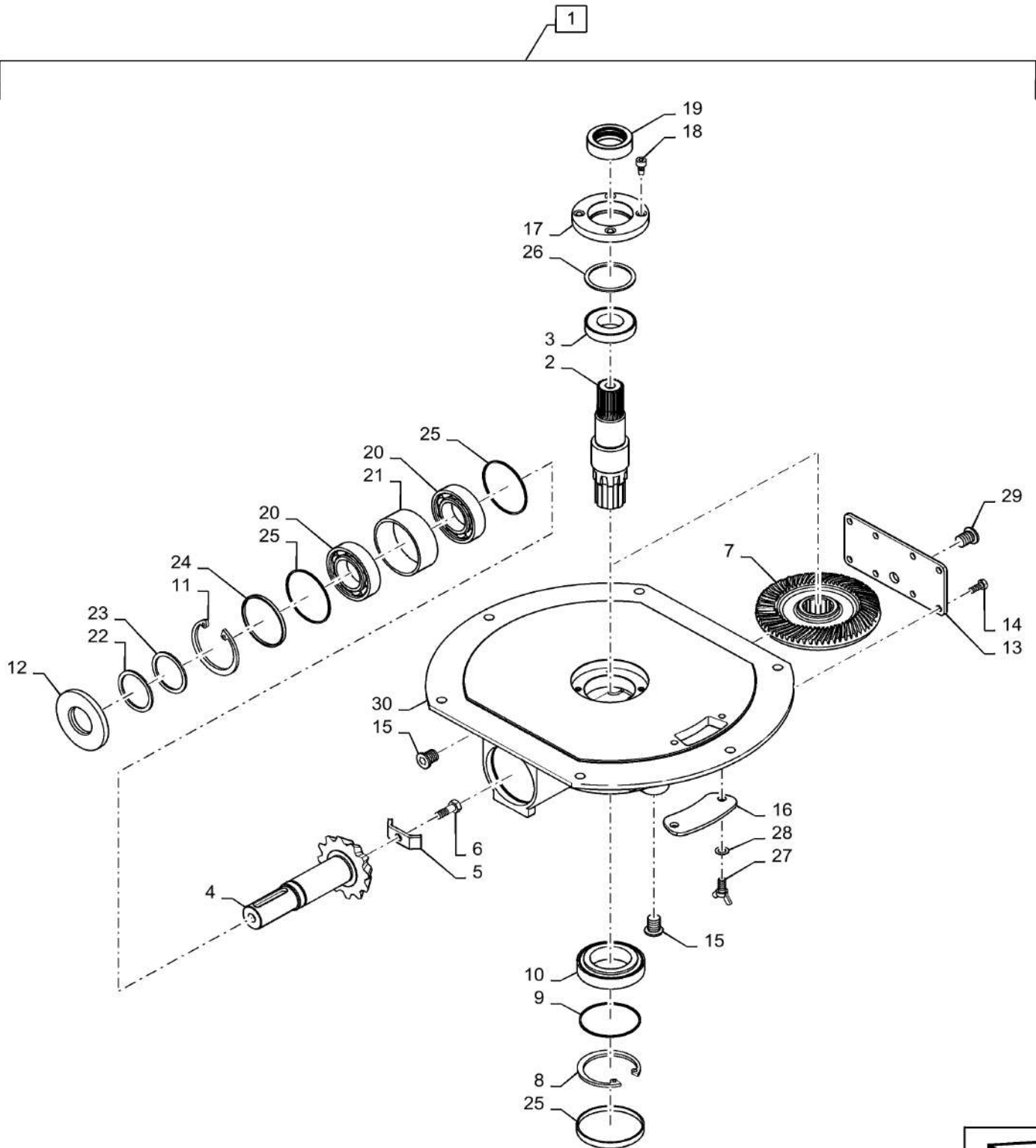
80.180.AR

03

p2

10/201
3

GEARBOX, HIGH SPEED, LOWER, UNLOADING & FLOW



80.180.AR

03

p2

10/201
3

GEARBOX, HIGH SPEED, LOWER, UNLOADING & FLOW

REF FN	PART NUMBER	YR/SN	QTY DESCRIPTION
---------------	--------------------	--------------	------------------------

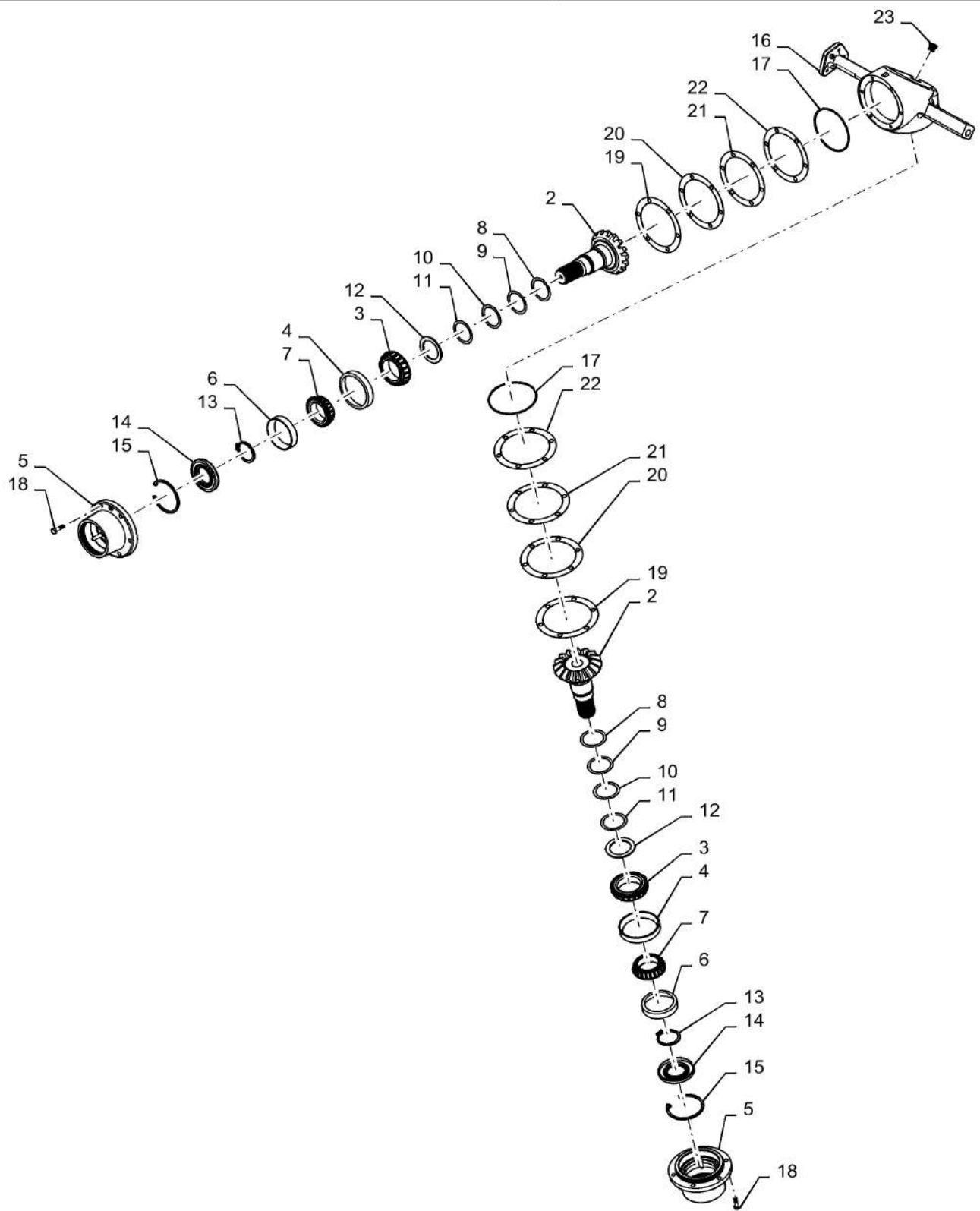
29	84548648		1 HEADLESS PIN Sight Plug
30	84414488		1 HOUSING Bare

7230 8230 9230

GEARBOX, HIGH SPEED, UPPER, UNLOADING & FLOW



1

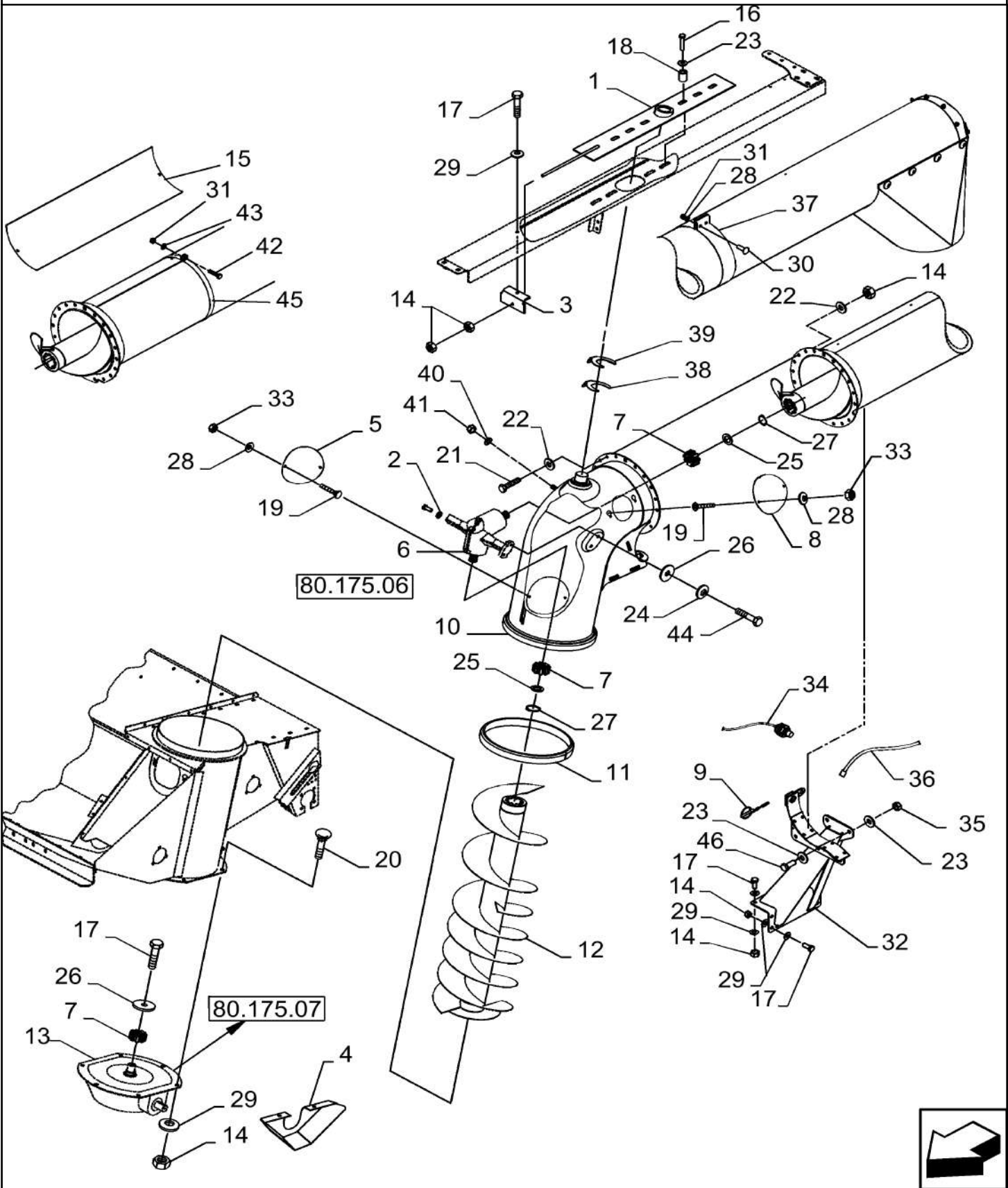


GEARBOX, HIGH SPEED, UPPER, UNLOADING & FLOW

REF FN	PART NUMBER	YR/SN	QTY DESCRIPTION
1	84262051		1 GEARBOX ASSY Upper, High Capacity, Complete, Incl 2 - 23
2	84356777		2 BEVEL GEAR Output To Unload Auger
3	L33289		2 ROLLER BEARING 57.1565 mm ID x 21.857 mm
4	105497H		2 BEARING CUP Used With L33289 (3)
5	84356776		2 HOUSING Bearing, Upper Unloader
6	181251C1		2 CUP 84 mm OD x 22.2 mm Can Use 796504 For Service (6,7)
7	181250C91		2 ROLLER BEARING 50 mm ID x 22.2 mm Can Use 796504 For Service (6,7)
8	87025487		AR SHIM M50 ID x 62 OD x .1 Thk
9	87033533		AR SHIM M50 X 65mm X .15mm
10	87025488		AR SHIM M50 ID x 62 OD x .3 Thk
11	87025489		AR SHIM M50 ID x 62 OD x .5 Thk
12	A42844		2 WASHER Thrust Bearing
13	{86625142}		2 50mm
14	87610910		2 OIL SEAL 45mm X 85mm X 10mm
15	370021		2 SNAP RING M85 x 3, Int
16	84355215		1 CASTING Elbow, Bare
17	14461480		2 O-RING 4.237" ID x 0.103"
18	{84365541}		12 M8 X 30mm Full Thread 10.9
19	84555694		AR SHIM .30mm
20	84555695		AR SHIM .35mm
21	84555696		AR SHIM .4mm
22	84555697		AR SHIM .45mm
23	86598044		1 PLUG Hex Soc, M14 x 1.5, ORB

7230 8230 9230

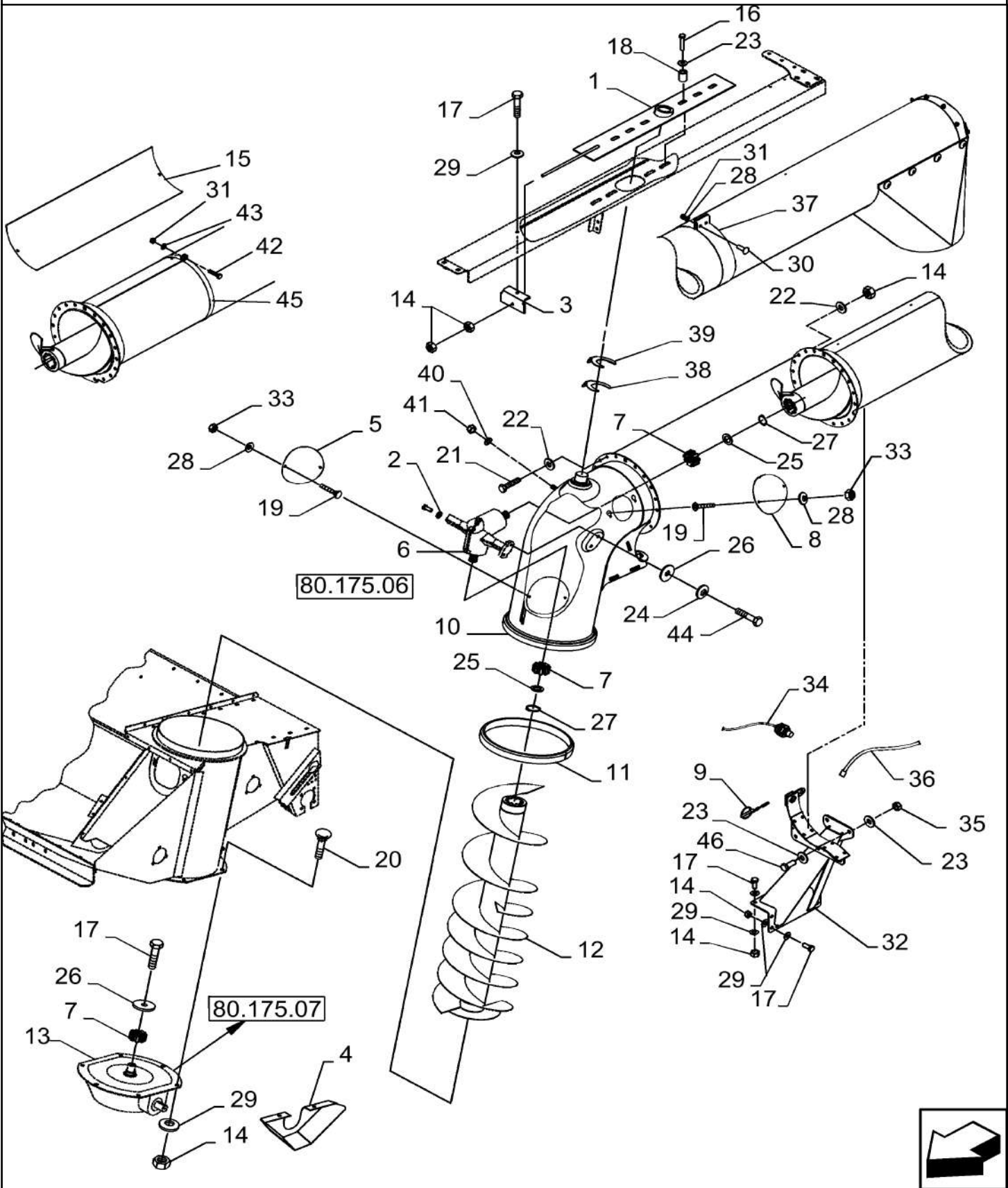
UNLOADING AUGER, VERTICAL



UNLOADING AUGER, VERTICAL

REF FN	PART NUMBER	YR/SN	QTY DESCRIPTION
1	86998599		1 PLATE
2	378245		AR WASHER M13 x 28 x 2 Thk
3	84072832		1 BRACKET
4	84180152		1 SHIELD
5	87552532		1 COVER
6	87331084		1 GEARBOX
7	87011705		3 HUB
8	87552534		1 COVER
9	87106279		1 PIN
10	84126361		1 ELBOW
10	224090		1 BALL JOINT *Not Shown* To Cylinder
11	86558526		1 BUSHING
12	84447940		1 AUGER Standard & Perforated
12	87733266		1 AUGER Extended Wear (NA) & Standard (L. America)
13	84320052		1 GEARBOX
14	9706685		33 NUT M12, CI 8
15	87552568		1 COVER Perforated Only
16	86577946		6 BOLT Hex, M16 x 80mm, CI 10.9
17	9706687		8 BOLT Hex, M12 x 1.75 x 30mm, CI 8.8, Full Thd
18	87284863		6 SPACER
19	86507486		4 CARRIAGE BOLT Sht Sq Nk, M8 x 20mm, CI 8.8, Full Thd
20	120044		6 CARRIAGE BOLT Short NK, M12 x 30, CI 8.8, Full Thd
21	300389		19 BOLT Hex, M12 x 1.75 x 35mm, CI 8.8, Full Thd
22	394630		38 WASHER M13 x 28 x 4, HT
23	86589278		10 BELLEVILLE WASHER M17 x 41.5 x 4.5, HT
24	86585939		3 BELLEVILLE WASHER M13 x 32 x 3.5, HT
25	84072793		2 WASHER M36 x 58 x 5 Thk
26	327084		3 WASHER M13 x 52 x 5 Thk
			7230 8230 9230

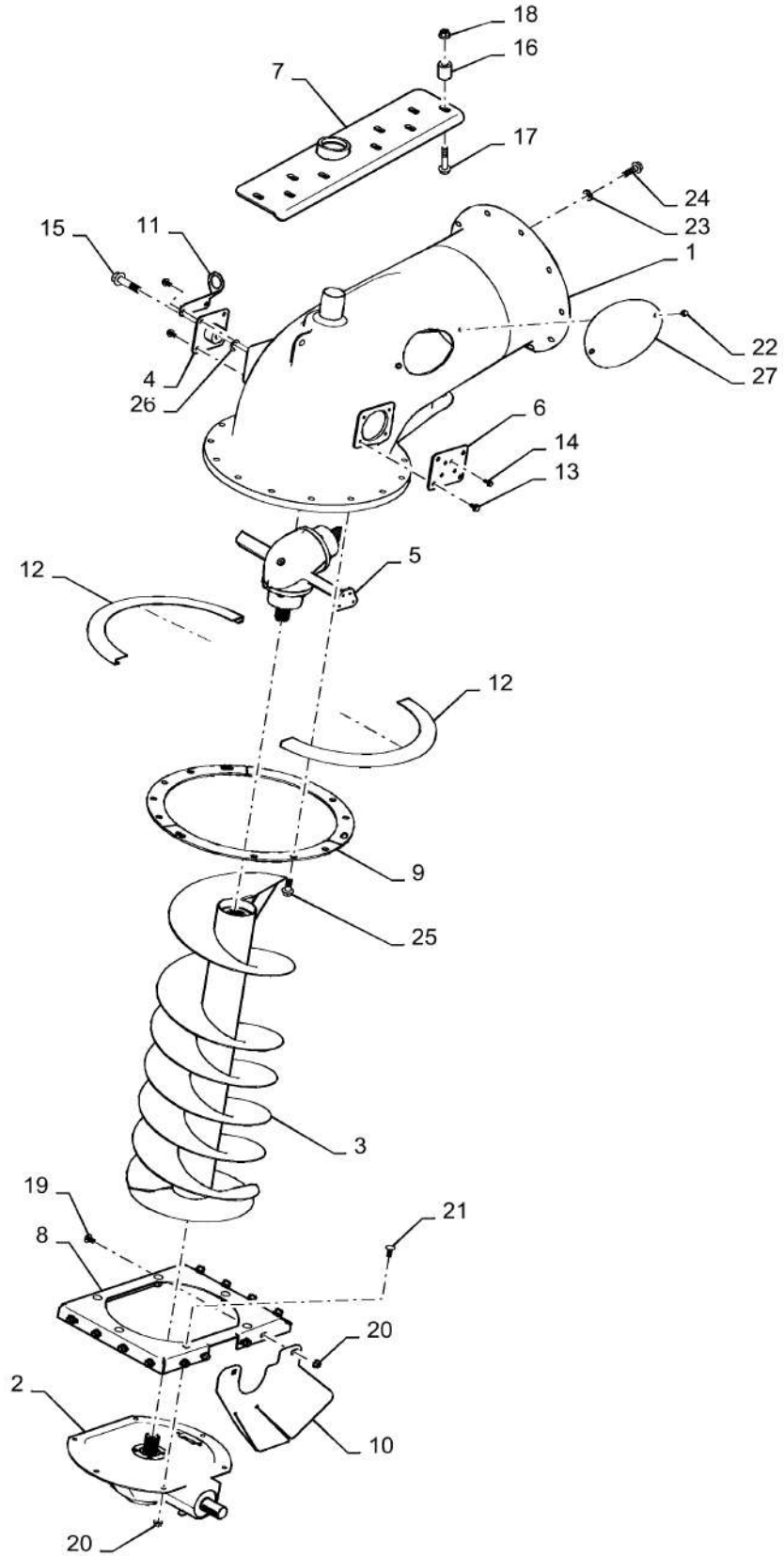
UNLOADING AUGER, VERTICAL



UNLOADING AUGER, VERTICAL

REF FN	PART NUMBER	YR/SN	QTY DESCRIPTION
27	11068376		2 SNAP RING M35, Ext x 1.5 Thk
28	322358		6 BELLEVILLE WASHER M8
29	140046		19 BELLEVILLE WASHER Belleville, M12
30	86512443		2 CARRIAGE BOLT Sht Nk, M8 x 35mm, CI 8.8, Full Thd
31	86629542		2 NUT M8 x 1.25, CI 8
32	84524182		1 SUPPORT Support, Relocated Position Sensor
33	9706690		4 NUT Hex, M8, 1.25mm Pitch, 6.80mm High, CI 8, ZND
34	87342073		1 SENSOR Unloading Auger Position
35	100020		2 NUT M16, CI 8
36	86566989		AR CABLE TIE M4.75 x 190.5 L
37	84524178		1 SERVICE KIT Complete Band Assy
	84524176		1 BAND Band, Wide With Saddle
	84263413		1 CLAMP Band, Skinny
	120039		2 CARRIAGE BOLT Short NK, M8 x 50, CI8.8, Full Thd
	86507486		2 CARRIAGE BOLT Sht Sq Nk, M8 x 20mm, CI 8.8, Full Thd
	86619801		4 FLANGE NUT Prev Torque, Hex Flg, M8, CI 8
38	87627724		1 SHIM 1.5mm Thk
39	87620925		1 SHIM 3mm Thk
40	100016		1 NUT M10, CI 8
41	140045		1 BELLEVILLE WASHER M10
42	87015731		4 BOLT Hex, M8 x 50mm, CI 8.8, Full Thd
43	378243		4 WASHER M8
44	300389		3 BOLT Hex, M12 x 1.75 x 35mm, CI 8.8, Full Thd
45	87552565		4 CLAMP
46	43168		2 BOLT Hex, M16 x 40mm, CI 8.8, Full Thd
			7230 8230 9230

UNLOADING AUGER, VERTICAL, HC VERSION



UNLOADING AUGER, VERTICAL, HC VERSION

REF FN	PART NUMBER	YR/SN	QTY DESCRIPTION
1	84345590		1 UNLOADING TUBE
2	84262053		1 GEARBOX ASSY
3	84522657		1 AUGER
3	84522663		1 AUGER Extended Wear
4	84357568		1 PLATE
5	84262051		1 GEARBOX ASSY
6	84357564		1 PLATE
7	84416578		1 BEAM
8	84344564		1 PLATE
9	84373488		3 WIRE CLAMP
10	84416047		1 SHIELD
11	84511607		1 BRACKET
12	84343576		2 RUBBER RING
13	87698835		8 BOLT
14	87656137		4 BOLT Hvy Hex, M8 x 20mm, CI 10.9
15	{84415414}		1
16	87284863		9 SPACER
17	87646188		9 BOLT
18	86512498		9 FLANGE NUT M16 x 2, Flg, CI 10
19	9503839		16 CARRIAGE BOLT Short NK, M12 x 25, CI8.8, Full Thd
20	86512497		22 FLANGE NUT M12 x 1.75, Flg, CI 10
21	87695426		6 CARRIAGE BOLT Sht Sq Nk, M12 x 30mm, CI 10.9, Full Thd
22	{87581207}		2
23	86639326		10 WASHER M17.5 x 34 x 5, HT
24	87698849		10 BOLT Flange, M16 x 50mm, Class 10.9, ZND
25	87495304		15 BOLT
26	13580001		AR WASHER
27	84397140		1 COVER

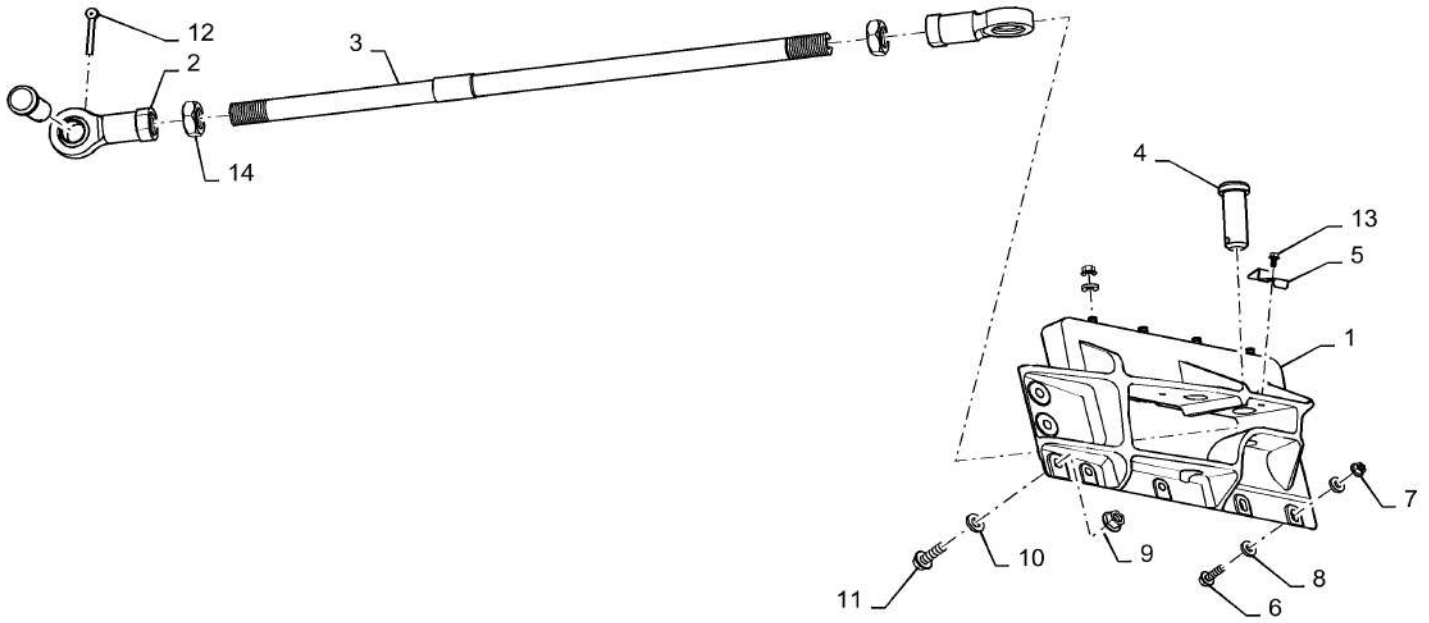
7230 8230 9230

80.180.BF

p1

10/201
3

UNLOAD TENSION ROD ASSY



UNLOAD TENSION ROD ASSY


REF FN	PART NUMBER	YR/SN	QTY DESCRIPTION
1	84511639		1 CASTING Bulkhead
2	84383877		2 CLEVIS Rod End
3	84401175		1 BAR Tension
4	84401171		2 CLEVIS PIN 38mm OD
5	84399812		1 BRACKET Tab
6	87670764		8 BOLT Flange, M12 X 50mm 10.9
7	86512497		8 FLANGE NUT M12 x 1.75, Flg, CI 10
8	87376144		12 WASHER 13mm X 28mm X 5mm
9	86512498		3 FLANGE NUT M16 x 2, Flg, CI 10
10	86639326		3 WASHER M17.5 x 34 x 5, HT
11	87698849		3 BOLT Flange, M16 x 50mm, Class 10.9, ZND
12	87575		1 COTTER PIN 3/8" x 2 1/2"
13	87681207		1 BOLT Hex, M8 X 16mm, Class 10.9
14	6368		2 JAM NUT 1 1/2-12 GR 5
			7230 8230 9230

80.180.BL

p1

10/201
3

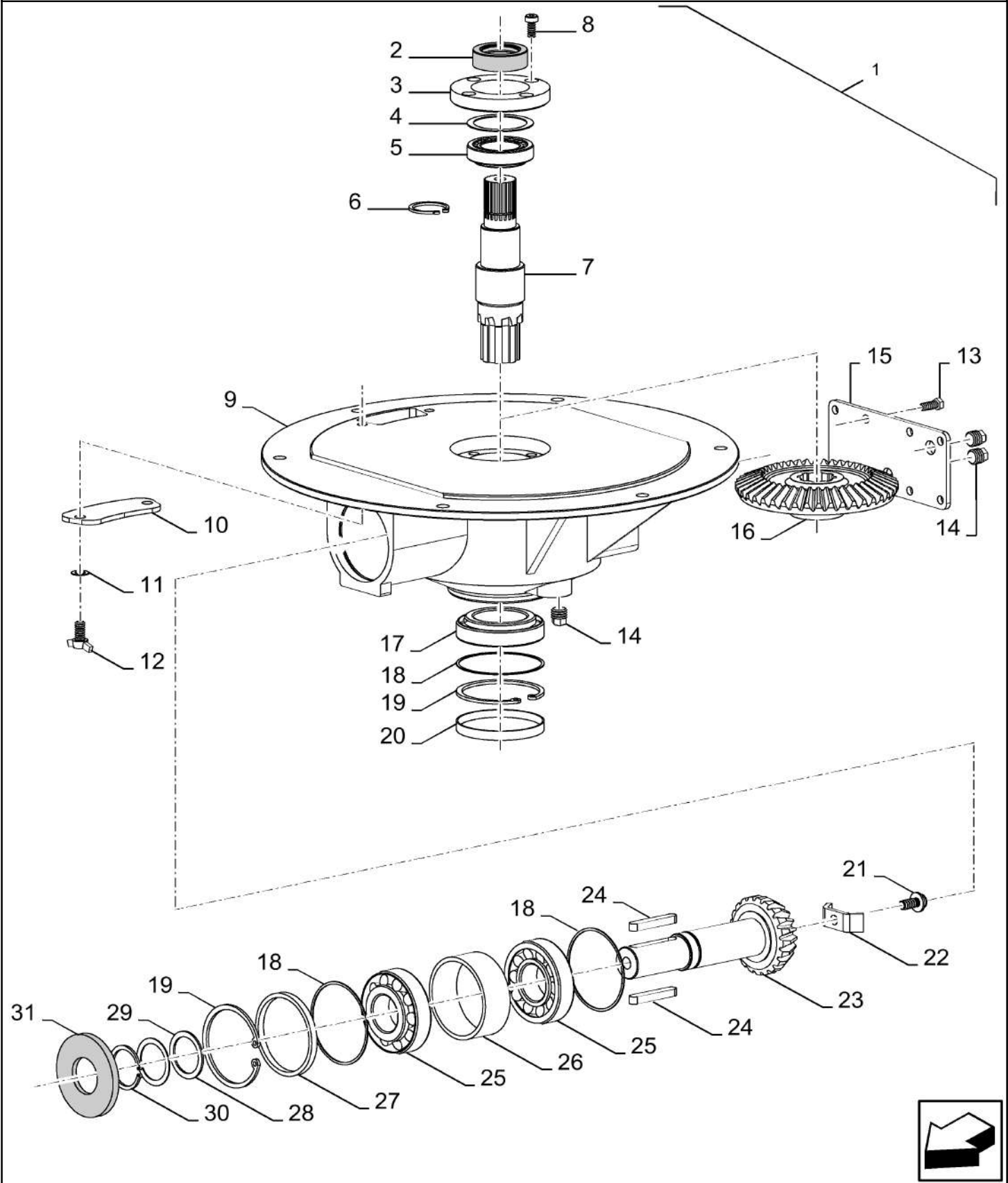
AUGER ASSY, CROSS



AUGER ASSY, CROSS

REF FN	PART NUMBER	YR/SN	QTY DESCRIPTION
1	84075319		1 AUGER Front, Standard Wear, Standard Unload
1	84348185		1 AUGER Front, Standard Wear, High Capacity Unload
1	87280345		1 AUGER Front, Extended Wear, High Capacity Unload
2	84075320		1 AUGER Rear, Standard Wear, Standard Unload
2	84348188		1 AUGER Rear, Standard Wear, High Capacity Unload
2	87280343		1 AUGER Rear, Extended Wear, High Capacity Unload
			7230 8230 9230

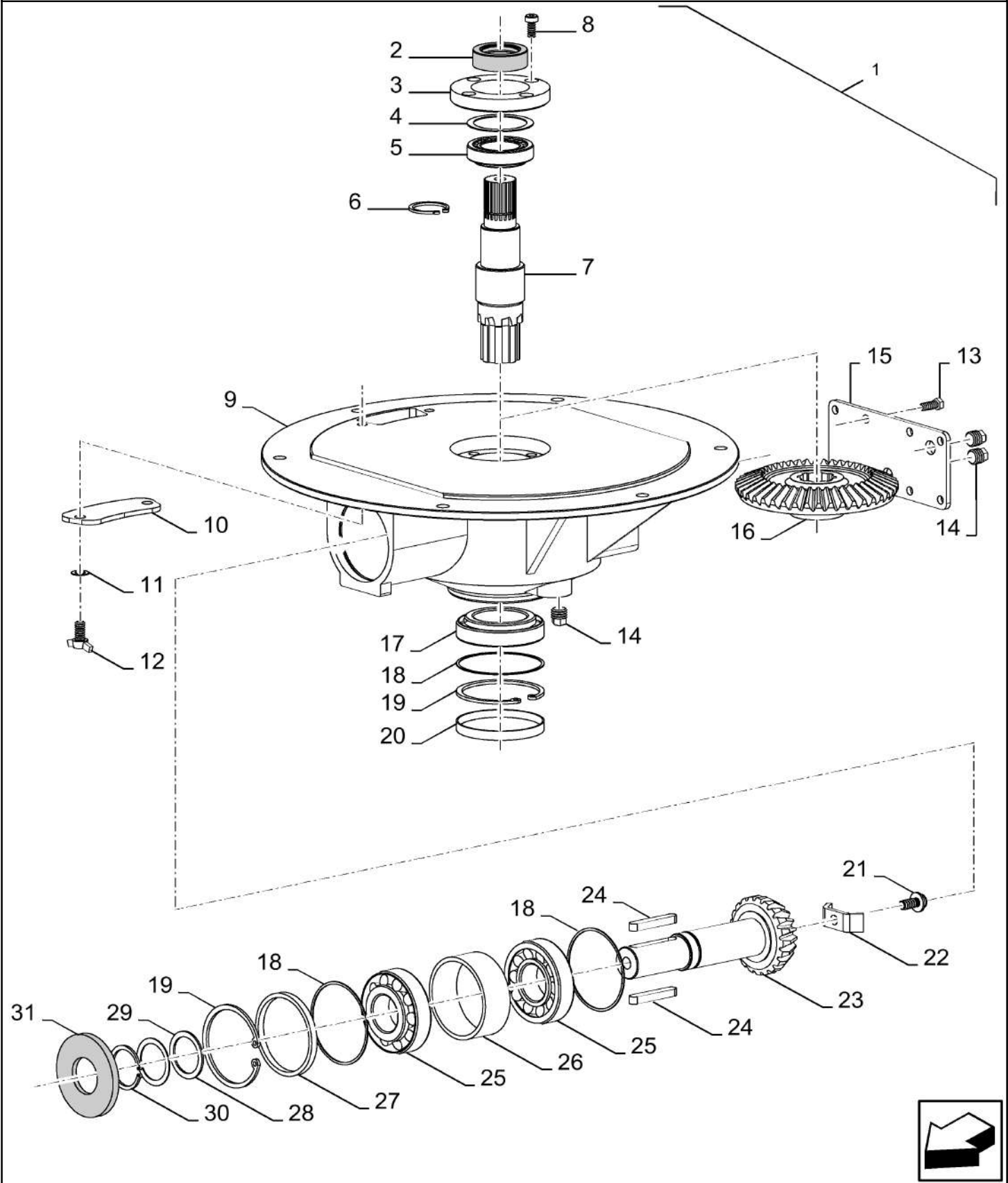
UNLOADING AUGER, GEARBOX, LOWER



UNLOADING AUGER, GEARBOX, LOWER

REF FN	PART NUMBER	YR/SN	QTY DESCRIPTION
1	84320052		1 GEARBOX
2	86623221		1 RUBBER SEAL
3	86623222		1 FLANGE Cover
4	86623218		1 SHIM KIT
5	86626475		1 BEARING ASSY
6	370004		1 SNAP RING M35, Ext
7	86623219		1 SHAFT
8	86566099		4 HEX SOC SCREW M8 x 16mm, Cl 12.9, Full Thd
9	86623223		1 HOUSING
10	86623226		1 COVER
11	9511037		2 SEAL
12	412049		2 SCREW Wing, M10 x 16
13	120104		8 BOLT Hex, M8 x 1.25 x 20mm, Cl 8.8, Full Thd
14	9837623		3 PLUG Drain, 3/8 Gas Cylinder W/Buna-N Seal
15	86623224		1 COVER
16	86623225		1 SLEWING RING
17	853116		1 TAPERED ROLLER BEARING
18	86623216		3 SHIM KIT
19	370013		2 SNAP RING M90, Int
20	86623227		1 COVER
21	9804262		1 BOLT Hex, M10 x 30mm, Cl 8.8. Full Thd
22	86623220		1 PLATE
23	86623217		1 SHAFT Pinion
24	170013		2 KEY Round Corners, 8 x 10 x 56
25	86613758		2 BEARING ASSY
26	86623228		1 SPACER 33mm L
27	86623215		1 SPACER
28	86623231		1 SHIM M40 x 52 x 2 Thk
29	86623229		1 SHIM KIT Also Incl (1) Ref 28
30	440442		1 SNAP RING M40, Ext 2.5 x 40 mm
			7230 8230 9230

UNLOADING AUGER, GEARBOX, LOWER



80.180.BN

p2

10/201
3

UNLOADING AUGER, GEARBOX, LOWER

REF FN	PART NUMBER	YR/SN	QTY DESCRIPTION
31	86623230		1 RUBBER SEAL

7230 8230 9230

SECTION INDEX

Accessories

88.005.100.01		DIA KIT: ROTATING KNIFE KIT
88.005.102.01	01	DIA KIT: FIRE EXTINGUISHER, EU ONLY
88.005.102.01	02	DIA KIT: FIRE EXTINGUISHER, NORTH AMERICA AND ANZ
88.010.206.08		DIA KIT: ADD ON FUEL WATER SEPARATOR
88.010.254.05	01	DIA KIT: COOLANT HEATER, CURSOR 9, 7230 ONLY
88.010.254.05	02	DIA KIT: COOLANT HEATER, CURSOR 10/13, 8230/9230 ONLY
88.010.418.01		DIA KIT: RUBBER BAND/ROTARY AIR SCREEN SEAL KIT
88.025.310.05		DIA KIT: WHEEL SPACERS, 4 INCH
88.035.162.04		DIA KIT: FEEDER, HEAVY DUTY LIFT, EU ONLY
88.039.110.02		DIA KIT: HITCH ASSYS
88.044.101.01	02	DIA KIT: AXLE EXTENSIONS
88.044.151		DIA KIT: GUIDANCE READY/ EZ GUIDE
88.044.200.12		DIA KIT: DUAL SPEED PRA (POWER REAR AXLE) COMPLETE ASSY,
88.044.200.13		DIA KIT: DUAL SPEED PRA (POWER REAR AXLE), 2 SPEED
88.048.100.02		DIA KIT: COMBINE TRACKS, NORTH AMERICA ONLY
88.055.404.12	02	DIA KIT: 6 HID ROOF LIGHTS
88.055.404.21		DIA KIT: WORK LAMP (STANDARD 12V LIGHTER PLUG END)
88.055.404.32		DIA KIT: LIGHT KIT, ROOF 2 HID
88.055.404.33		DIA KIT: HID DISTANCE LIGHT, MIRROR MOUNTED
88.055.424.02		DIA KIT: CAN YIELD/MOISTURE
88.055.440.07		DIA KIT: FRED 2/ PRO 700 DISPLAY MOUNT
88.055.440.12		DIA KIT: AFS162/AFS262/GPS
88.055.440.19		DIA KIT: PRINTER
88.060.01		DIA KIT, FEEDER, CONVERT TO NRT
88.066.101	17	DIA KIT, ADDITIONAL PRODUCTS, PIVOT SPOUT UNLOAD ASSY
88.066.101.11		DIA KIT: FEEDER COVERION TO ROCK TRAP
88.066.101.11	02	DIA KIT: SERRATED BLADE KIT
88.066.101.12		DIA KIT: SUMP COVER KIT
88.066.105.03		DIA KIT: CONCAVES
88.074.114.01	02	DIA KIT: UPPER SIEVES
88.074.114.04	02	DIA KIT: PRESIEVES
88.074.118.01		DIA KIT: LOWER SIEVES
88.074.140.14		DIA KIT: FEEDER, CONVERT TO NON- ROCK TRAP
88.080.101.19		DIA KIT: PERFORATED COVER ROUND, CLEAN GRAIN CROSS
88.080.101.34		DIA KIT: FLIGHTING ASSY, CLEAN GRAIN ELEVATOR

SECTION INDEX

Accessories

88.080.154.06		DIA KIT: MANUAL TO POWER GRAIN TANK EXTENSION
88.080.180.06		DIA KIT: HC(HIGH CAPACITY) EXTENSION ABRASIVE, NORTH
88.080.180.07		DIA KIT: VERTICAL DISCHARGE UNLOADER
88.080.180.18		DIA KIT: UNLOADING TUBE, HC(HIGH CAPACITY) EXTENSION
88.088.01		DIA KIT: SPREAD WIDTH CONTROL
88.088.02		DIA KIT, COVER, ACCESS, GRAIN BIN, SLEEPER
88.090.04		SIGNAL PLATES, FRONT - EU - 72/82/9230
88.090.118.09		DIA KIT: PLATFORM EXTENSIONS
88.100.05	01	DIA KIT: FIRE EXTINGUISHER, EU ONLY
88.100.05	02	DIA KIT: FIRE EXTINGUISHER, NORTH AMERICA AND ANZ
88.100.05	03	DIA KIT: PRINTER
88.100.10	01	DIA KIT: ADD ON FUEL WATER SEPARATOR
88.100.10	02	DIA KIT: RUBBER BAND/ROTARY AIR SCREEN SEAL KIT
88.100.10	03	DIA KIT: BRUSH IN ROTARY DUSTSCREEN
88.100.10	04	DIA KIT: ONBOARD AIR COMPRESSOR, CURSOR 9, 7230 ONLY
88.100.10	05	DIA KIT: ONBOARD AIR COMPRESSOR, CURSOR 13 82/9230
88.100.10	06	DIA KIT: ONBOARD AIR COMPRESSOR, CURSOR 9, 7230 ONLY
88.100.10	07	DIA KIT: ONBOARD AIR COMPRESSOR, CURSOR 13 82/9230
88.100.25		DIA KIT: AXLE EXTENSIONS
88.100.26		DIA KIT: GRAIN HEADER ILLUMINATION, EU ONLY
88.100.27	01	DIA KIT: DUAL SPEED PRA (POWER REAR AXLE) COMPLETE
88.100.27	02	DIA KIT: DUAL SPEED PRA (POWER REAR AXLE), 2 SPEED
88.100.31	01	DIA KIT: 2200-AF CONVERSION 12 ROW- NORTH AMERICA ONLY
88.100.31	02	DIA KIT: 2200-AF CONVERSION 8 ROW- NORTH AMERICA ONLY
88.100.39	01	DIA KIT: HITCH ASSYS
88.100.39	02	DIA, HARVEST KIT, FRAME REINFORCEMENT
88.100.41	01	DIA KIT: GUIDANCE READY/ EZ GUIDE
88.100.44		DIA KIT: WHEEL SPACERS, 4 INCH
88.100.48		DIA KIT: COMBINE TRACKS, NORTH AMERICA ONLY
88.100.55	01	DIA KIT: COOLANT HEATER, CURSOR 9, 7230 ONLY
88.100.55	02	DIA KIT: 6 HID ROOF LIGHTS
88.100.55	03	DIA KIT: COOLANT HEATER, CURSOR 10/13, 8230/9230 ONLY
88.100.55	04	DIA KIT: WORK LAMP (STANDARD 12V LIGHTER PLUG END)
88.100.55	05	DIA KIT: LIGHT KIT, ROOF 2 HID
88.100.55	06	DIA KIT: HID DISTANCE LIGHT, MIRROR MOUNTED

SECTION INDEX

Accessories

88.100.55	07	DIA KIT: CAN YIELD/MOISTURE
88.100.55	08	DIA KIT: FRED 2/ PRO 700 DISPLAY MOUNT
88.100.55	09	DIA KIT: AFS162/AFS262/GPS
88.100.55	10	DIA KIT: SIGNAL PLATE FOR UNLOADING TUBE, EU ONLY
88.100.55	11	DIA KIT: GRAIN HEADER ILLUMINATION, EU ONLY
88.100.55	12	DIA KIT: SIGNAL PLATE FOR UNLOADING TUBE, EU ONLY
88.100.55	13	DIA KIT: HARD THRESH
88.100.55	14	DIA KIT: ROTOR AUGER/ROTOR WEAR BARS
88.100.55	15	DIA KIT: BEATER COVER
88.100.55	16	DIA KIT: ROTOR CAGE VANES
88.100.55	17	DIA KIT: ROTOR CAGE FRONT FILLER PLATES
88.100.55	18	DIA KIT: ROTOR CAGE FILLER PLATES
88.100.60	01	DIA KIT: FEEDER, HEAVY DUTY LIFT, EU ONLY
88.100.60	02	DIA KIT: PERFORATED FEEDER FLOOR/ FEEDER CHAIN
88.100.60	03	DIA KIT: FEEDER, CONVERT TO NON- ROCK TRAP
88.100.60	04	DIA KIT: FEEDER, LATERAL TILT KIT, HEAVY DUTY- NORTH
88.100.60	05	DIA KIT: PERFORATED FEEDER FLOOR/ FEEDER CHAIN
88.100.60	05	DIA KIT: ROUND HOLE SIEVES
88.100.60	06	DIA KIT: FEEDER COVERSION TO ROCK TRAP
88.100.60	07	DIA KIT: FEEDER, LATERAL TILT KIT, HEAVY DUTY- NORTH
88.100.60	08	DIA KIT: FEEDER COVERSION TO ROCK TRAP
88.100.66	01	DIA KIT: SERRATED BLADE KIT
88.100.66	02	DIA KIT: SUMP COVER KIT
88.100.66	03	DIA KIT: CONCAVES
88.100.66	04	DIA KIT: HARD THRESH
88.100.66	05	DIA KIT: ROTOR AUGER/ROTOR WEAR BARS
88.100.66	06	DIA KIT: BEATER COVER
88.100.66	07	DIA KIT: ROTOR CAGE VANES
88.100.66	08	DIA KIT: ROTOR CAGE FRONT FILLER PLATES
88.100.66	09	DIA KIT: ROTOR CAGE FILLER PLATES
88.100.73	01	DIA KIT: ROTATING KNIFE KIT, USED WITH 40 BLADE CHOPPER
88.100.73	02	DIA KIT: ROTATING KNIFE, USED ON 60/120 BLADE CHOPPER
88.100.73	03	DIA KITS: STRAWCHOPPER,STANDARD AND FINE
88.100.73	04	DIA KIT: SHEAR BAR ASSEMBLY
88.100.73	05	DIA KIT: KNIFE PROTECTION, FOR 3X3 INTEGRATED CHOPPER

SECTION INDEX

Accessories

88.100.73	06	DIA KIT: KNIFE FRAME, FIXED
88.100.73	07	DIA KIT: STRAW SPREADER IMPELLERS/PADDLES
88.100.73	08	DIA KIT: SPREADER HOOD ASSY/WINDROW CONVERSION
88.100.73	09	DIA KIT: HORIZONTAL RESIDUE DISC SPREADER **MY12 PHASE
88.100.73	10	DIA KIT: SPREAD WIDTH CONTROL
88.100.73	11	DIA KIT: ROTATING KNIFE
88.100.73	12	DIA KITS: STRAWCHOPPER, STANDARD AND FINE
88.100.73	13	DIA KIT: SHEAR BAR ASSEMBLY
88.100.73	14	DIA KIT: KNIFE PROTECTION, FOR 3X3 INTEGRATED CHOPPER
88.100.73	15	DIA KIT: STRAW SPREADER IMPELLERS/PADDLES
88.100.73	16	DIA KIT: SPREADER HOOD ASSY/WINDROW CONVERSION
88.100.73	17	DIA KIT: HORIZONTAL RESIDUE DISC SPREADER **MY12 PHASE
88.100.73	19	DIA KIT: WHEEL CHOCK-GERMANY AND SWITZERLAND ONLY
88.100.74	01	DIA KIT: ANTI-STATIC
88.100.74	02	DIA KIT: UPPER SIEVES
88.100.74	03	DIA KIT: PRESIEVES
88.100.74	04	SIGNAL PLATES FOR UNLOADING TUBE; EUROPE ONLY
88.100.74	04	DIA KIT: LOWER SIEVES
88.100.74	05	DIA KIT: ROUND HOLE SIEVES
88.100.74	06	DIA KIT: HARD THRESH TAILINGS
88.100.74	06	DIA KIT: UNLOADING TUBE SIGNAL PLATES, HC (HIGH
88.100.80	01	DIA KIT: PERFORATED COVER ROUND, CLEAN GRAIN CROSS
88.100.80	02	DIA KIT: SLOW DOWN - ELEVATOR & GRAIN TANK
88.100.80	03	DIA KIT: FLIGHTING ASSY, CLEAN GRAIN ELEVATOR
88.100.80	04	DIA KIT: CANVAS ASSY, GRAINTANK EXT, 350 BUSHEL, NA/ANZ
88.100.80	05	DIA KIT: CANVAS ASSY, GRAINTANK EXT, 315 BU
88.100.80	06	DIA KIT: MANUAL TO POWER GRAIN TANK EXTENSION
88.100.80	07	DIA KIT: EXTENDED WEAR, GRAIN TANK BOTTOM
88.100.80	08	DIA KIT: HC(HIGH CAPACITY) EXTENSION ABRASIVE, NORTH
88.100.80	09	DIA KIT: UNLOADING AUGER EXTENSION, 0.9 M (3 FT),
88.100.80	10	DIA KIT: VERTICAL DISCHARGE UNLOADER
88.100.80	11	DIA KIT: AUGER UNLOADING ASSY - 4'4IN STD WEAR RED
88.100.80	12	DIA KIT: UNLOADING TUBE, HC(HIGH CAPACITY) EXTENSION
88.100.80	13	DIA KIT: UNLOADING AUGER EXTENSION 1.3M/ 4.4' EXTENDED
88.100.80	14	DIA KIT: CANVAS ASSY, GRAINTANK EXT, 350 BUSHEL, NA/ANZ

SECTION INDEX

Accessories

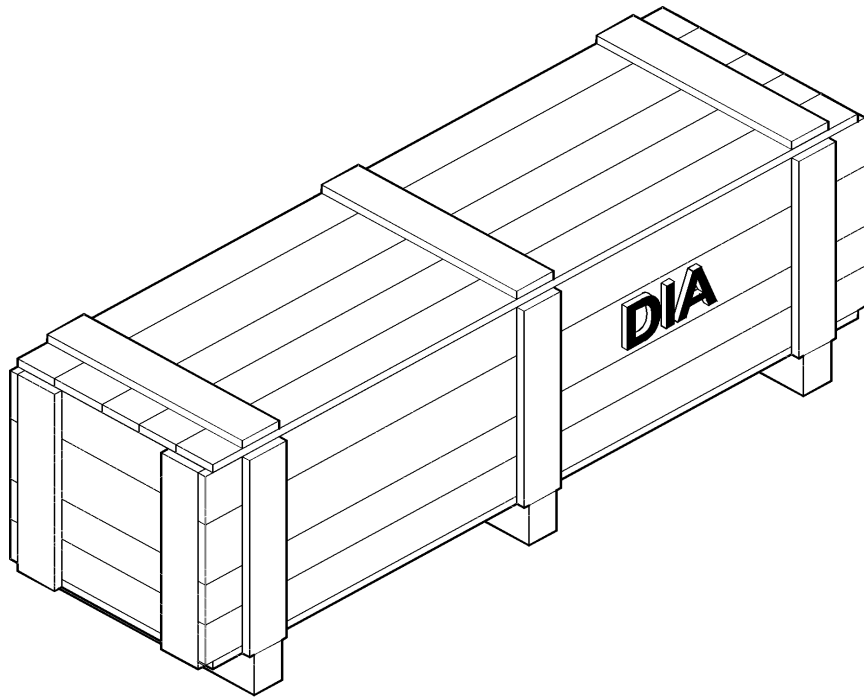
88.100.80	15	DIA KIT: UNLOADING AUGER EXTENSION 1.3M/ 4.4FT
88.100.80	16	DIA KIT: SLOW DOWN - ELEVATOR & GRAIN TANK
88.100.80	17	DIA KIT: CANVAS ASSY, GRAINTANK EXT, 315 BU
88.100.80	18	DIA KIT: EXTENDED WEAR, GRAIN TANK BOTTOM
88.100.80	19	DIA KIT: UNLOADING AUGER EXTENSION, 0.9 M (3 FT),
88.100.80	20	DIA KIT: AUGER UNLOADING ASSY - 4'4IN STD WEAR RED
88.100.80	21	DIA KIT: UNLOADING AUGER EXTENSION 1.3M/ 4.4' EXTENDED
88.100.80	22	DIA KIT: UNLOADING AUGER EXTENSION 1.3M/ 4.4FT
88.100.90	02	DIA KIT: TANK, HAND WASH ASSY
88.100.AL		DIA KIT: WHEEL CHOCK-GERMANY AND SWITZERLAND ONLY
88.101.414.14		DIA KIT: BRUSH IN ROTARY DUSTSCREEN
88.230.13		DIA KIT: ANTI-STATIC
88.230.13		STRAW SPREADER SUPPORTS
88.230.14	02	DIA KIT: STRAW SPREADER IMPELLERS/PADDLES
88.430.01		DIA KIT: AUTO GUIDANCE-READY, CONTROL MODULE
88.490.12		DIA KIT: STEERING COLUMN FOOR REST

88.005.100.0

p1

10/201
3

DIA KIT: ROTATING KNIFE KIT



DIA KIT: ROTATING KNIFE KIT

REF FN	PART NUMBER	YR/SN	QTY DESCRIPTION
1	84384003		1 SERVICE KIT DIA, Rotating Knife, Includes 4 Serrated Blades, 4 Nuts, And 4 Bolts
	84411083		1 OPERATOR MANUAL CATALOG REVISION
	84385788		4 KNIFE BLADE Serrated
	87698849		4 BOLT Flange, M16 x 50mm, Class 10.9, ZND
	87016581		4 FLANGE NUT M16 x 2, Flg, CI 10

	7230 8230 9230
--	----------------

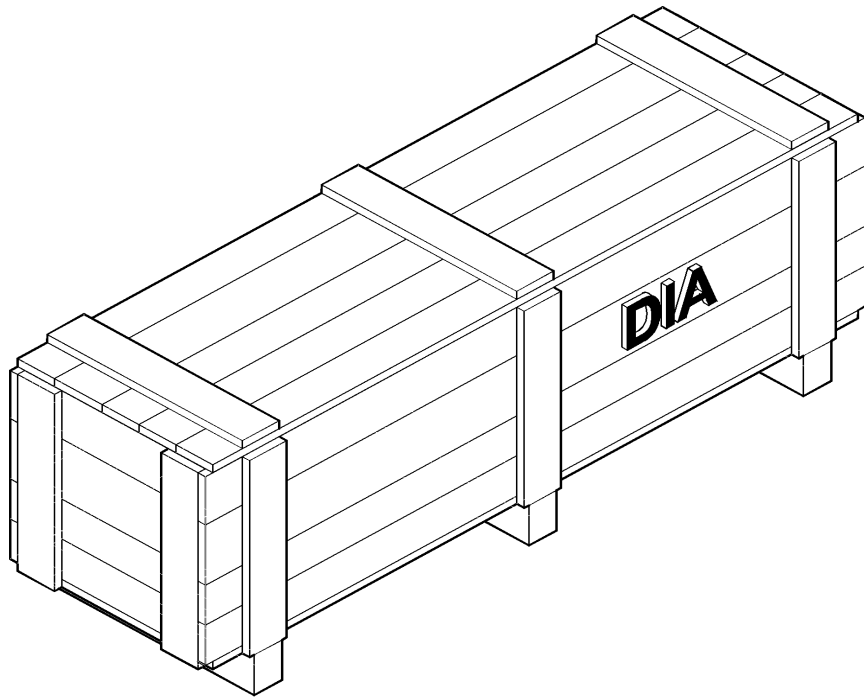
88.005.102.0

01

p1

10/201
3

DIA KIT: FIRE EXTINGUISHER, EU ONLY



DIA KIT: FIRE EXTINGUISHER, EU ONLY

REF FN	PART NUMBER	YR/SN	QTY DESCRIPTION
--------	-------------	-------	-----------------

	84085886		1 DIA KIT, HARVESTER Fire Extinguisher, EU Only, See Page 005.102.01(01)
--	----------	--	---

	7230 8230 9230
--	----------------

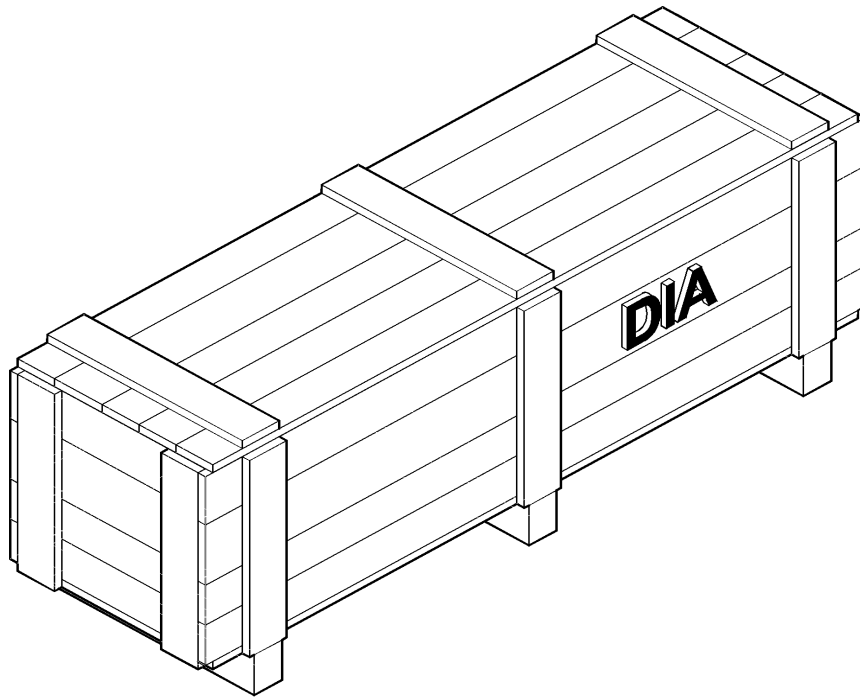
88.005.102.0

02

p1

10/201
3

DIA KIT: FIRE EXTINGUISHER, NORTH AMERICA AND ANZ



DIA KIT: FIRE EXTINGUISHER, NORTH AMERICA AND ANZ

REF FN	PART NUMBER	YR/SN	QTY DESCRIPTION
--------	-------------	-------	-----------------

	84084936		1 DIA KIT, HARVESTER Fire Extinguisher, NA/ANZ Only, See Page 005.102.01(02)
--	----------	--	--

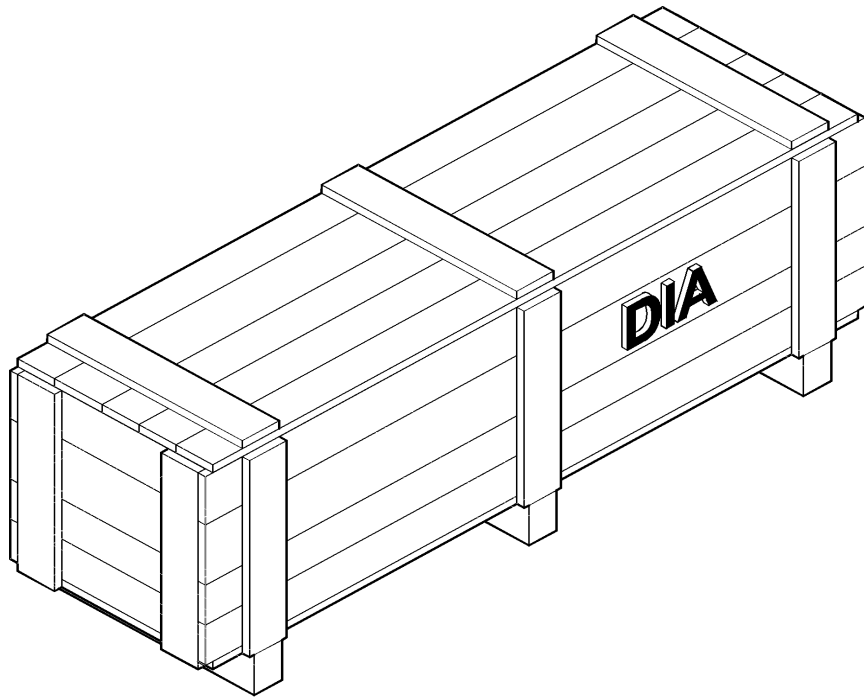
	7230 8230 9230
--	----------------

88.010.206.0

p1

10/201
3

DIA KIT: ADD ON FUEL WATER SEPARATOR



DIA KIT: ADD ON FUEL WATER SEPATATOR

REF FN	PART NUMBER	YR/SN	QTY DESCRIPTION
	87755811		1 DIA KIT, HARVESTER Fuel/Water Separator Filter Installation, For Poor Fuel Quality, See Page 10.206.08

	7230 8230 9230
--	----------------

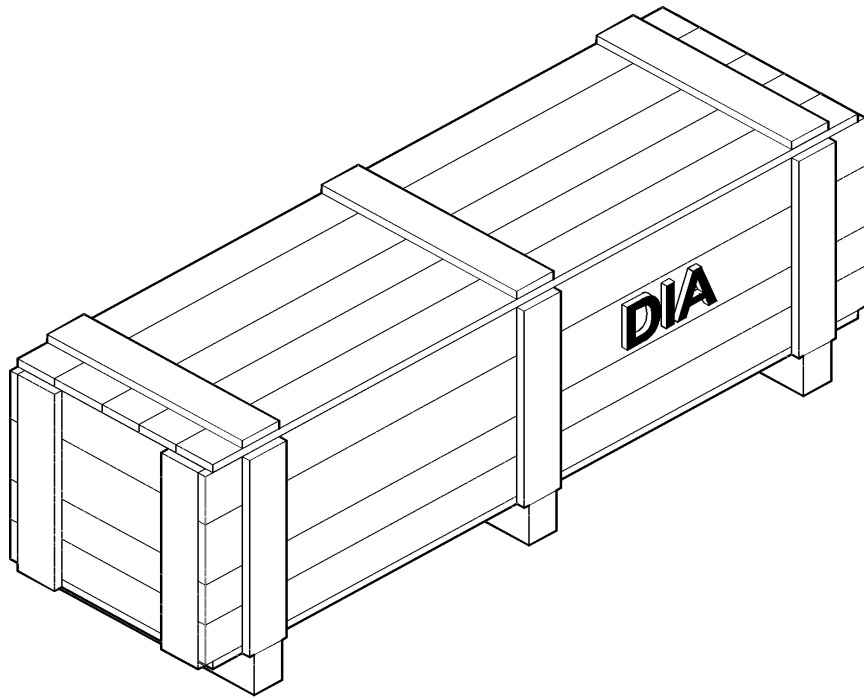
88.010.254.0

01

p1

10/201
3

DIA KIT: COOLANT HEATER, CURSOR 9, 7230 ONLY



DIA KIT: COOLANT HEATER, CURSOR 9, 7230 ONLY

REF FN	PART NUMBER	YR/SN	QTY DESCRIPTION
	84081390		1 DIA KIT, HARVESTER Coolant Heater, Cursor 9, 7320 Only

	7230 8230 9230
--	----------------

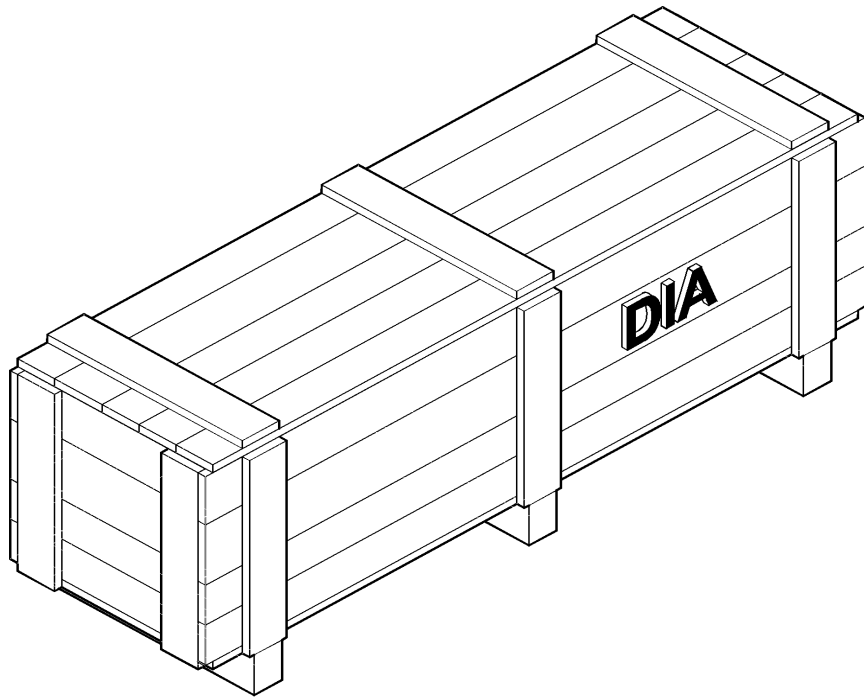
88.010.254.0

02

p1

10/201
3

DIA KIT: COOLANT HEATER, CURSOR 10/13, 8230/9230 ONLY



DIA KIT: COOLANT HEATER, CURSOR 10/13, 8230/9230 ONLY

REF FN	PART NUMBER	YR/SN	QTY DESCRIPTION
	84081496		1 DIA KIT, HARVESTER Coolant Heater, Cursor 10 And Cursor 13, 8230/9230 Only

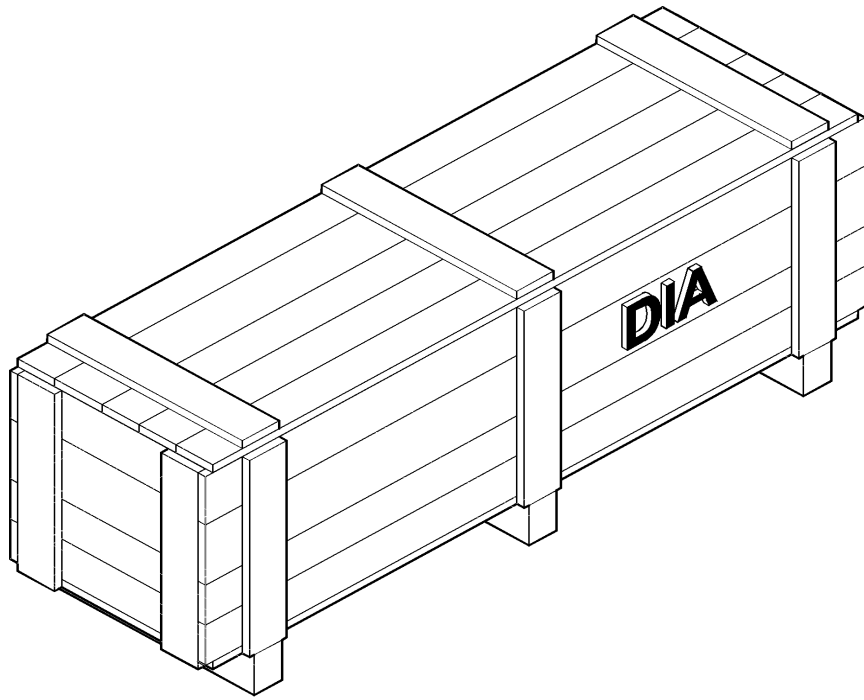
	7230 8230 9230
--	----------------

88.010.418.0

p1

10/201
3

DIA KIT: RUBBER BAND/ROTARY AIR SCREEN SEAL KIT



DIA KIT: RUBBER BAND/ROTARY AIR SCREEN SEAL KIT

REF FN	PART NUMBER	YR/SN	QTY	DESCRIPTION
--------	-------------	-------	-----	-------------

	84193671		1	DIA KIT, HARVESTER Rubber Band Rotary Air Screen Seal Kit
--	----------	--	---	---

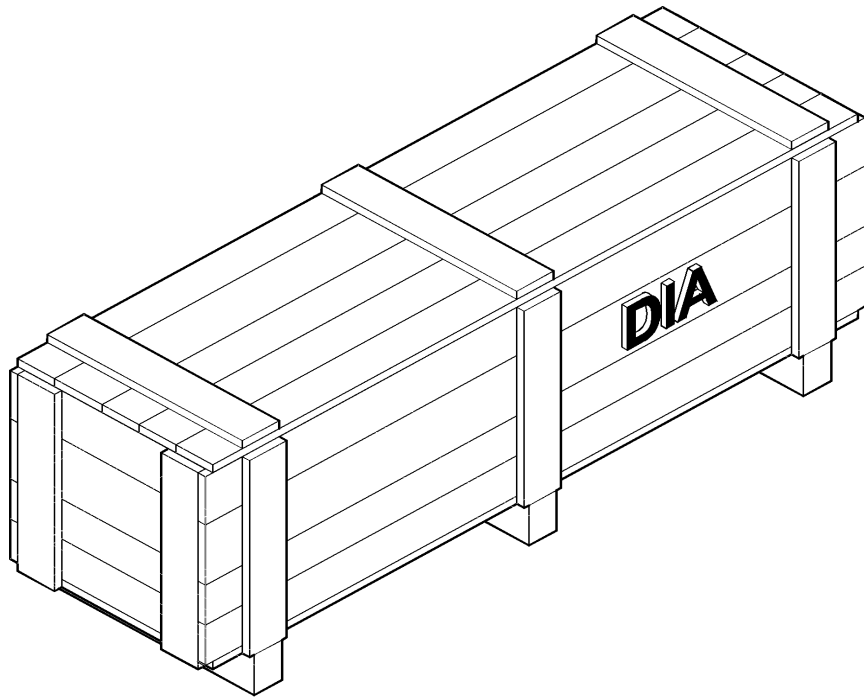
	7230 8230 9230
--	----------------

88.025.310.0

p1

10/201
3

DIA KIT: WHEEL SPACERS, 4 INCH



DIA KIT: WHEEL SPACERS, 4 INCH

REF FN	PART NUMBER	YR/SN	QTY DESCRIPTION
--------	-------------	-------	-----------------

	87755811		1 DIA KIT, HARVESTER Fuel/Water Separator Filter Installation, For Poor Fuel Quality, See Page 10.206.08
--	----------	--	--

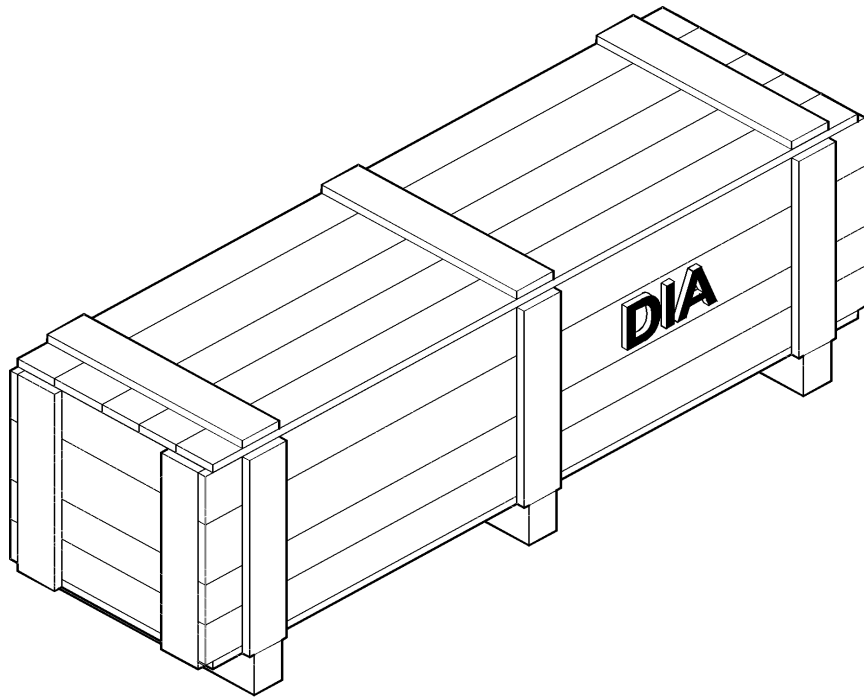
	7230 8230 9230
--	----------------

88.035.162.0

p1

10/201
3

DIA KIT: FEEDER, HEAVY DUTY LIFT, EU ONLY



DIA KIT: FEEDER, HEAVY DUTY LIFT, EU ONLY

REF FN	PART NUMBER	YR/SN	QTY DESCRIPTION
1	84134532		1 SERVICE KIT DIA, Heavy Duty Lift Cylinders, Reduced Stroke Tilt To Accommodate Short Drive Shafts On Flip Up Heads, EU Only
	87751028		1 DIA KIT, HARVESTER Feeder Heavy Duty Lift, NA/ANZ Only, HD 90MM Feeder Lift Cylinders. DOES NOT Include HD Tilt
(1)	See Page 60.110.06		

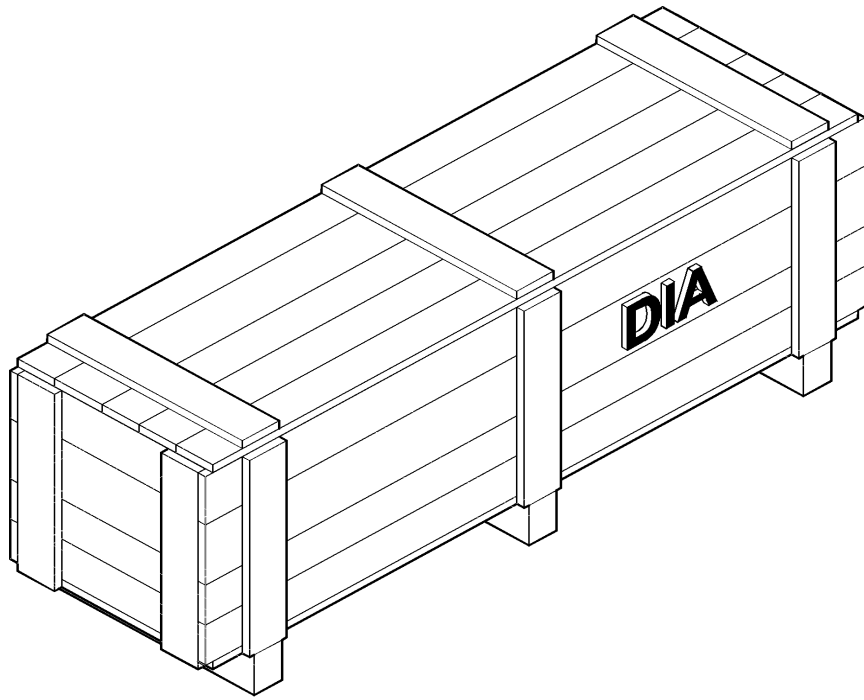
	7230 8230 9230
--	----------------

88.039.110.0

p1

10/201
3

DIA KIT: HITCH ASSYS



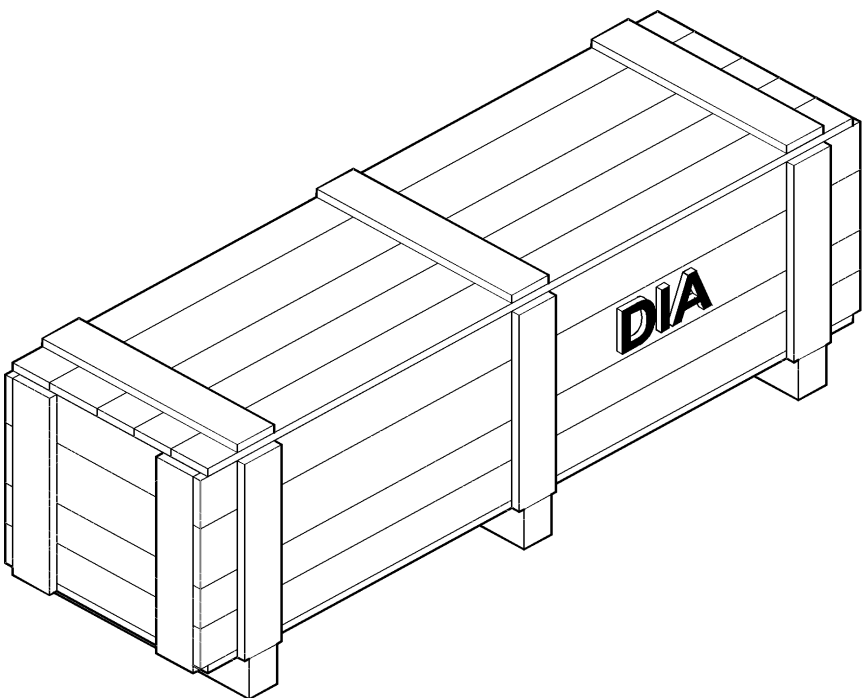
DIA KIT: HITCH ASSYS

REF FN	PART NUMBER	YR/SN	QTY DESCRIPTION
	84527753		1 SERVICE KIT DIA, Hitch Assy, Fixed, North America/ANZ Only, See Page 39.110.02
	84527810		1 SERVICE KIT DIA, Hitch Assy, Auto Rotating, Standard, EU And ANZ Only, See Page 39.110.02
	84527811		1 SERVICE KIT DIA, Hitch Assy, Auto Rotating, Wide Angle, ANZ Only, See Page 39.110.02
	84528210		1 SERVICE KIT DIA, Hitch Assy, Fixed, EU And ANZ Only, See Page 39.110.02

	7230 8230 9230
--	----------------

88.044.101.0	02	p1	10/201 3
---------------------	----	----	-------------

DIA KIT: AXLE EXTENSIONS



DIA KIT: AXLE EXTENSIONS

REF FN	PART NUMBER	YR/SN	QTY DESCRIPTION
	84095957		1 DIA KIT, HARVESTER Axle Extensions NA/ANZ 7230 Only, 316 mm, Single Tire Applications, See Page 44.101.01(02)
	84095959		1 DIA KIT, HARVESTER Axle Extensions, NA/ANZ All Models, 316mm, See Page 44.101.01(02)
	84095962		1 DIA KIT, HARVESTER Axle Extensions, NA/ANZ 7230 Only, 265mm, Dual Tire Applications
	84095964		1 DIA KIT, HARVESTER Axle Extensions, NA/ANZ All Models, 265mm, See Page 44.101.01(02)

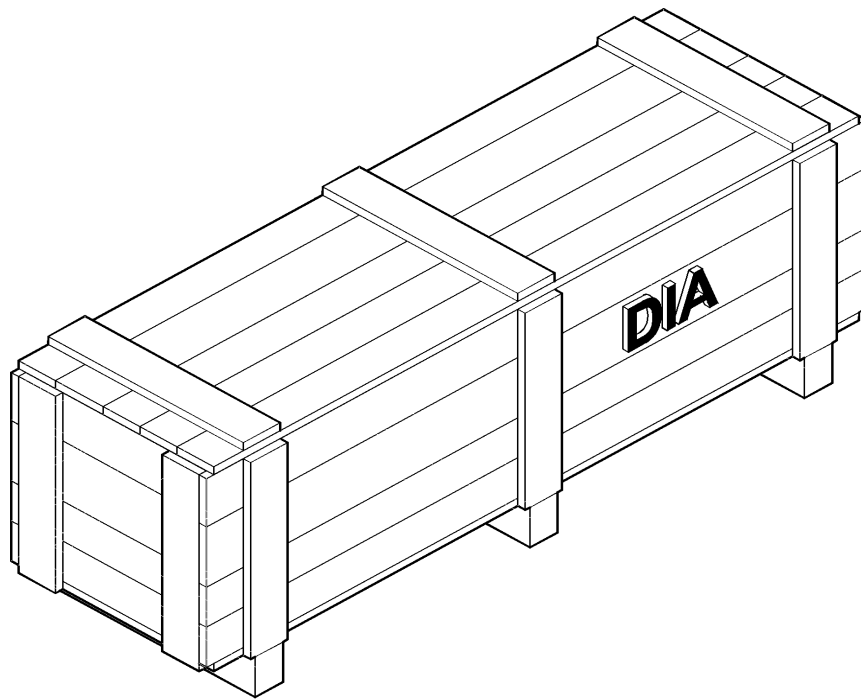
	7230 8230 9230
--	----------------

88.044.151

p1

10/201
3

DIA KIT: GUIDANCE READY/ EZ GUIDE



88.044.151

p1

10/201
3

DIA KIT: GUIDANCE READY/ EZ GUIDE

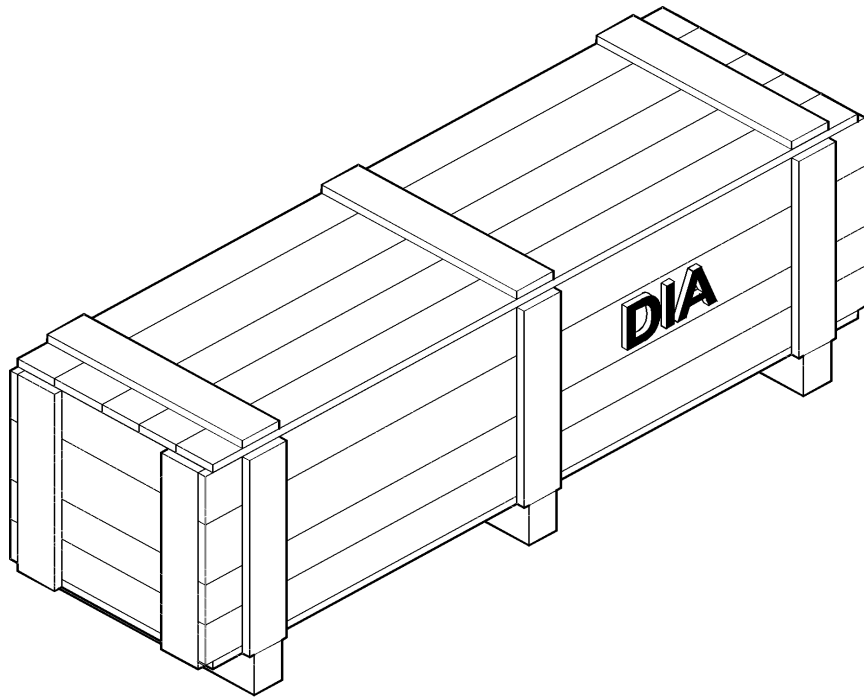
REF FN	PART NUMBER	YR/SN	QTY DESCRIPTION
	84335577		1 DIA KIT, HARVESTER Guidance Ready, Incl Hydraulic Valve, Harness, And Steering Cylinder
	87301247		1 KIT DIA, EZ Guide W/ GPS- Motor On Steering Wheel
			7230 8230 9230

88.044.200.1

p1

10/201
3

DIA KIT: DUAL SPEED PRA (POWER REAR AXLE0 COMPLETE ASSY, 2 SPEED



DIA KIT: DUAL SPEED PRA (POWER REAR AXLE0 COMPLETE ASSY, 2 SPEED

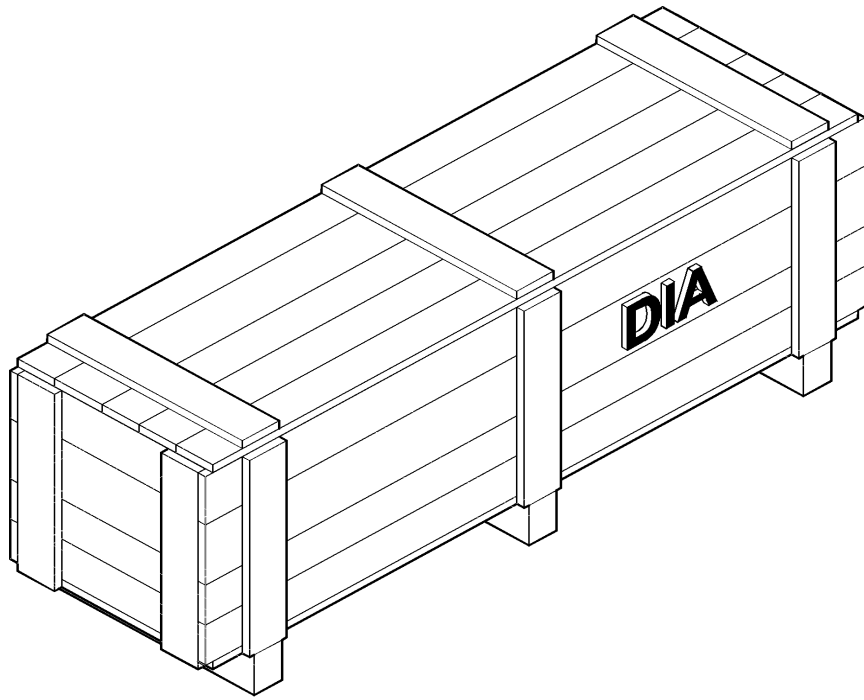
REF FN	PART NUMBER	YR/SN	QTY	DESCRIPTION
	84349651		1	SERVICE KIT FIN Dual Speed PRA (Power Rear Axle), 2 Speed, Complete, See Page 44.200.12
				7230 8230 9230

88.044.200.1

p1

10/201
3

DIA KIT: DUAL SPEED PRA (POWER REAR AXLE), 2 SPEED CONVERSION



DIA KIT: DUAL SPEED PRA (POWER REAR AXLE), 2 SPEED CONVERSION

REF FN	PART NUMBER	YR/SN	QTY DESCRIPTION
--------	-------------	-------	-----------------

84110799			1 KIT DIA, Single Speed To 2 Speed Conversion, See page 44.200.13
----------	--	--	---

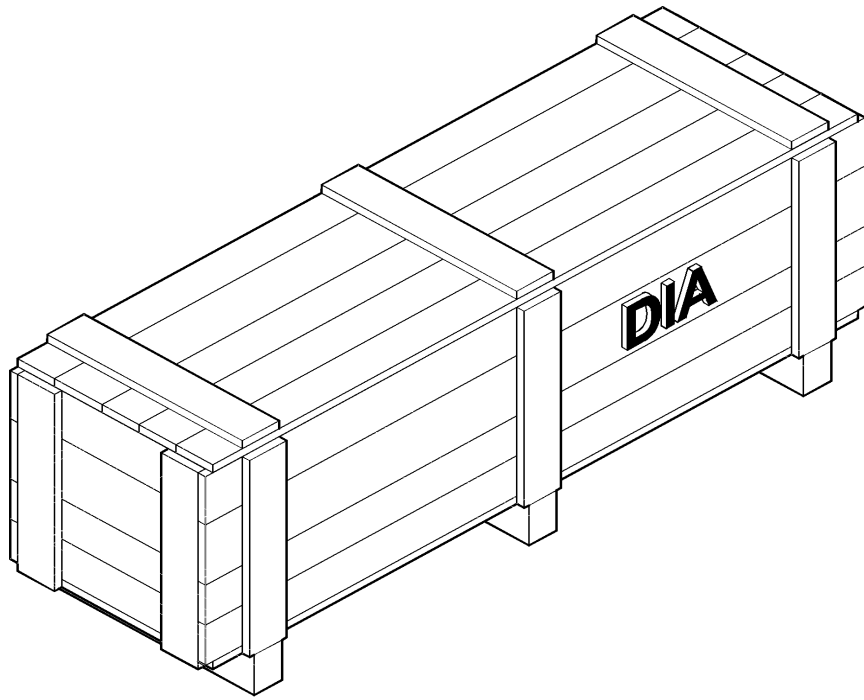
	7230 8230 9230
--	----------------

88.048.100.0

p1

10/201
3

DIA KIT: COMBINE TRACKS, NORTH AMERICA ONLY



DIA KIT: COMBINE TRACKS, NORTH AMERICA ONLY

REF FN	PART NUMBER	YR/SN	QTY DESCRIPTION
	84370818		1 SERVICE KIT DIA, Track Installation: Mounting Hardware, Track Final Drives, Hydraulic Lines/Hoses, 2 Truss Rods, See Page 48.100.02
	84130512		1 SERVICE KIT DIA, Goodyear Tracks, Yoke, And Undercarriage, See Page 48.100.02
	84480203		1 SERVICE KIT DIA, Camoplast Tracks, Yoke, And Undercarriage, See Page 48.100.02

	7230 8230 9230
--	----------------

88.055.404.1

02

p1

10/201
3

DIA KIT: 6 HID ROOF LIGHTS

ART

NOT

AVAILABLE

88.055.404.1

02

p1

10/201
3

DIA KIT: 6 HID ROOF LIGHTS

REF FN	PART NUMBER	YR/SN	QTY	DESCRIPTION
---------------	--------------------	--------------	------------	--------------------

				7230 8230 9230
--	--	--	--	----------------

88.055.404.2

p1

10/201
3

DIA KIT: WORK LAMP (STANDARD 12V LIGHTER PLUG END)

ART

NOT

AVAILABLE

DIA KIT: WORK LAMP (STANDARD 12V LIGHTER PLUG END)

REF FN	PART NUMBER	YR/SN	QTY	DESCRIPTION
---------------	--------------------	--------------	------------	--------------------

--	--	--	--	--

				7230 8230 9230
--	--	--	--	----------------

DIA KIT: LIGHT KIT, ROOF 2 HID

ART

NOT

AVAILABLE

88.055.404.3

p1

10/201
3

DIA KIT: LIGHT KIT, ROOF 2 HID

REF FN	PART NUMBER	YR/SN	QTY	DESCRIPTION
---------------	--------------------	--------------	------------	--------------------

				7230 8230 9230
--	--	--	--	----------------

88.055.404.3

p1

10/201
3

DIA KIT: HID DISTANCE LIGHT, MIRROR MOUNTED

ART

NOT

AVAILABLE

88.055.404.3

p1

10/2013

DIA KIT: HID DISTANCE LIGHT, MIRROR MOUNTED

REF FN	PART NUMBER	YR/SN	QTY	DESCRIPTION
--------	-------------	-------	-----	-------------

				7230 8230 9230
--	--	--	--	----------------

DIA KIT: CAN YIELD/MOISTURE

ART

NOT

AVAILABLE

88.055.424.0

p1

10/201
3

DIA KIT: CAN YIELD/MOISTURE

REF FN	PART NUMBER	YR/SN	QTY	DESCRIPTION
--------	-------------	-------	-----	-------------

			7230 8230 9230	
--	--	--	----------------	--

88.055.440.0

p1

10/201
3

DIA KIT: FRED 2/ PRO 700 DISPLAY MOUNT

ART

NOT

AVAILABLE

88.055.440.0

p1

10/201
3

DIA KIT: FRED 2/ PRO 700 DISPLAY MOUNT

REF FN	PART NUMBER	YR/SN	QTY	DESCRIPTION
---------------	--------------------	--------------	------------	--------------------

				7230 8230 9230
--	--	--	--	----------------

DIA KIT: AFS162/AFS262/GPS

ART

NOT

AVAILABLE

88.055.440.1

p1

10/201
3

DIA KIT: AFS162/AFS262/GPS

REF FN	PART NUMBER	YR/SN	QTY	DESCRIPTION
--------	-------------	-------	-----	-------------

				7230 8230 9230
--	--	--	--	----------------

DIA KIT: PRINTER

ART

NOT

AVAILABLE

88.055.440.1

p1

10/201
3

DIA KIT: PRINTER

REF FN	PART NUMBER	YR/SN	QTY	DESCRIPTION
--------	-------------	-------	-----	-------------

				7230 8230 9230
--	--	--	--	----------------

88.060.01

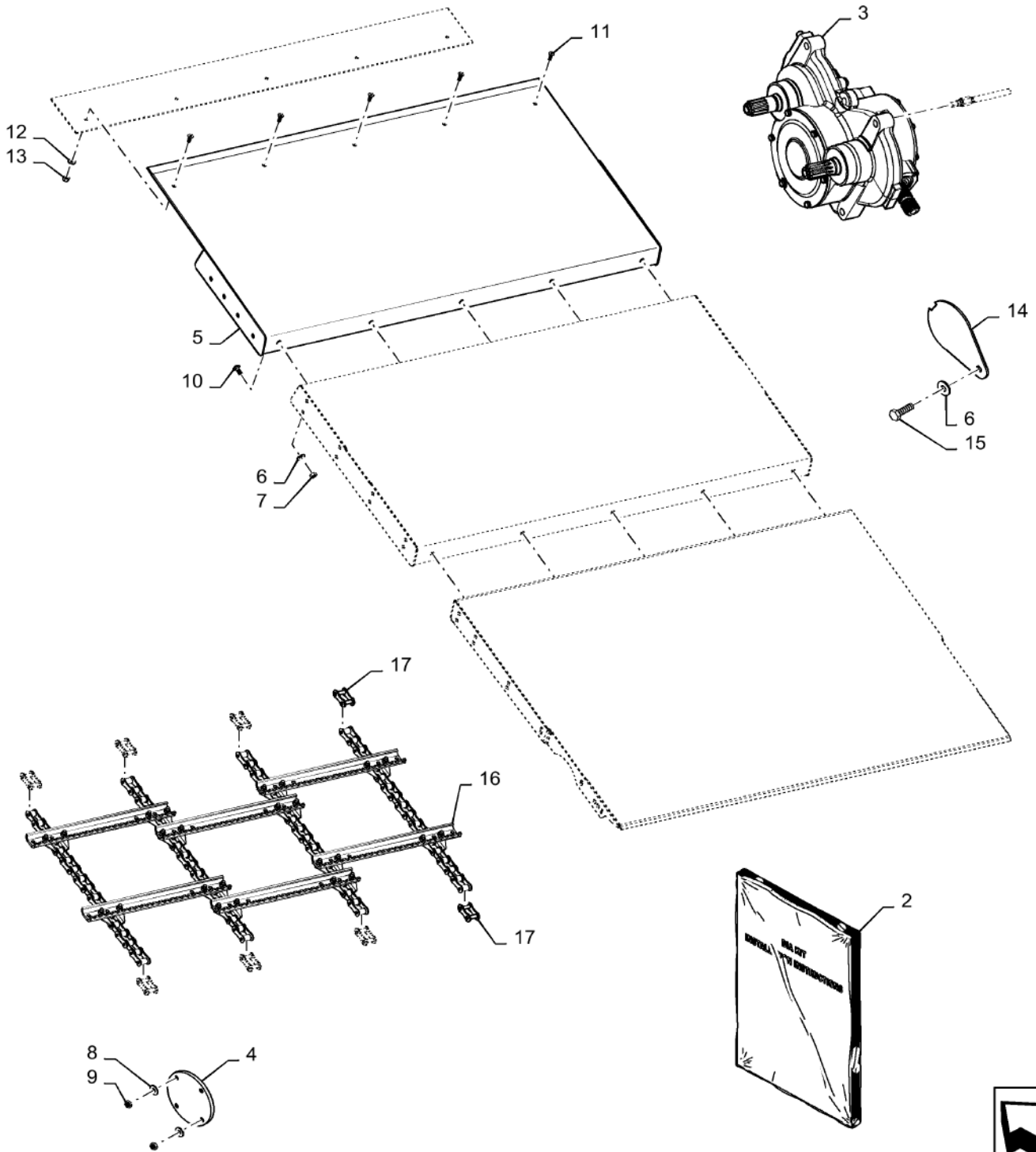
p1

10/201
3

DIA KIT, FEEDER, CONVERT TO NRT



1



DIA KIT, FEEDER, CONVERT TO NRT

REF FN	PART NUMBER	YR/SN	QTY DESCRIPTION
1	84398278		1 SERVICE KIT Feeder, Convert to NRT, Incl 2 - 17
2	84398403		1 INSTRUCTION Kit
3	84224787		1 GEARBOX Assembly, With Out Painted
4	86995710		1 COVER Plate
5	87730307		1 FLOOR Rear Weld Assembly, Painted
6	140045		6 BELLEVILLE WASHER M10
7	100016		5 NUT M10, CI 8
8	140046		4 BELLEVILLE WASHER Belleville, M12
9	9706685		4 NUT M12, CI 8
10	86512446		5 CARRIAGE BOLT Sht Nk, M10 x 30mm, CI 8.8, Full Thd
11	84814921		5 HEX SOC SCREW Flat Hd, CSK, M8 x 25mm, CI 10.9
12	322358		5 BELLEVILLE WASHER M8
13	9804277		5 FLANGE NUT Hex Flg, M8, 1.25 Pitch, Gr 8
14	87281862		1 PLATE Painted
15	43139		1 BOLT Hex, M10 x 25mm, CI 8.8
16	84180958		1 CHAIN (AG) Assembly
17	84257096		8 CONNECTING LINK
			7230 8230 9230

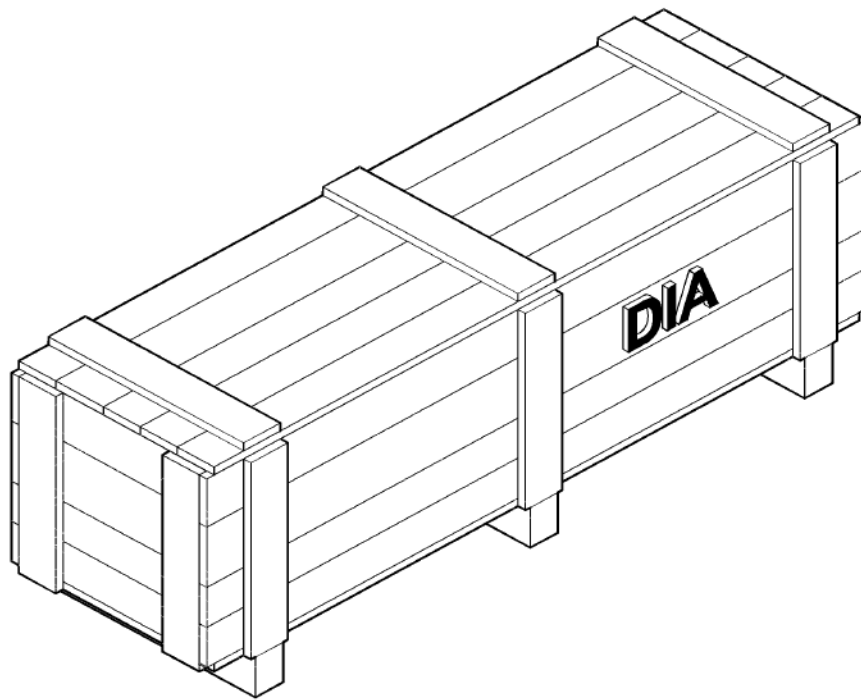
88.066.101

17

p1

10/201
3

DIA KIT, ADDITIONAL PRODUCTS, PIVOT SPOUT UNLOAD ASSY



88.066.101

17

p1

10/201
3**DIA KIT, ADDITIONAL PRODUCTS, PIVOT SPOUT UNLOAD ASSY**

REF FN	PART NUMBER	YR/SN	QTY DESCRIPTION
1	47428879		1 SERVICE KIT DIA KIT, Pivot Spout Unload Assy
2	47449506		1 SUPPORT
3	47449507		2 SPOUT
4	84208552		1 SPACER
5	47408650		1 BRACKET
6	84522311		1 STRAP
7	47464242		1 ACTUATOR
8	84550645		1 SPOUT
9	84312367		1 BRACKET
10	84312369		2 BRACKET
11	84327223		11 PLATE
12	87610697		3 RIVET
13	84380852		2 SUPPORT RH WA, PTD
14	47446294		6 SUPPORT LH WA, PAINTED
15	87030775		10 BOLT Hvy Hex, M8 x 30mm, CI 10.9
16	87682383		12 BOLT
17	378243		2 WASHER M8
18	322		10 WASHER 11/32" x 1 21/32" x .135" Thk
19	86975890		2 SCREW Pan, M8 x 1.25 x 20mm, CI 8.8
20	87656137		1 BOLT Hvy Hex, M8 x 20mm, CI 10.9
21	412027		1 CLEVIS PIN M12 x 45
22	86639103		22 CLEVIS PIN M12 x 90
23	87681210		1 FLANGE NUT Hex, M8, CI 10
24	47437518		1 SEAL
25	47445009		2 SEAL
26	87305403		2 SPACER
27	130004		6 COTTER PIN M3.2 x 25
28	86507066		2 FLANGE NUT M8 x 1.25, Flg, CI 10
29	87681207		4 BOLT Hex, M8 X 16mm, Class 10.9
30	322358		1 BELLEVILLE WASHER M8
31	86590413		1 BASE
32	445394		1 RIVET Pop, M4.8 x 12.7
33	84406829		1 OPERATOR MANUAL

7230 8230 9230

DIA KIT: FEEDER COVERION TO ROCK TRAP

ART

NOT

AVAILABLE

DIA KIT: FEEDER COVERION TO ROCK TRAP

REF FN	PART NUMBER	YR/SN	QTY	DESCRIPTION
---------------	--------------------	--------------	------------	--------------------

--	--	--	--	--

				7230 8230 9230
--	--	--	--	----------------

DIA KIT: SERRATED BLADE KIT

ART

NOT

AVAILABLE

88.066.101.1

02

p1

10/201
3

DIA KIT: SERRATED BLADE KIT

REF FN	PART NUMBER	YR/SN	QTY	DESCRIPTION
---------------	--------------------	--------------	------------	--------------------

				7230 8230 9230
--	--	--	--	----------------

DIA KIT: SUMP COVER KIT

ART

NOT

AVAILABLE

88.066.101.1

p1

10/201
3

DIA KIT: SUMP COVER KIT

REF FN	PART NUMBER	YR/SN	QTY	DESCRIPTION
--------	-------------	-------	-----	-------------

				7230 8230 9230
--	--	--	--	----------------

DIA KIT: CONCAVES

ART

NOT

AVAILABLE

88.066.105.0

p1

10/201
3

DIA KIT: CONCAVES

REF FN	PART NUMBER	YR/SN	QTY	DESCRIPTION
---------------	--------------------	--------------	------------	--------------------

				7230 8230 9230
--	--	--	--	----------------

88.074.114.0

02

p1

10/201
3

DIA KIT: UPPER SIEVES

ART

NOT

AVAILABLE

88.074.114.0

02

p1

10/201
3

DIA KIT: UPPER SIEVES

REF FN	PART NUMBER	YR/SN	QTY	DESCRIPTION
---------------	--------------------	--------------	------------	--------------------

				7230 8230 9230
--	--	--	--	----------------

88.074.114.0

02

p1

10/201
3

DIA KIT: PRESIEVES

ART

NOT

AVAILABLE

88.074.114.0

02

p1

10/201
3

DIA KIT: PRESIEVES

REF FN	PART NUMBER	YR/SN	QTY	DESCRIPTION
---------------	--------------------	--------------	------------	--------------------

				7230 8230 9230
--	--	--	--	----------------

DIA KIT: LOWER SIEVES

ART

NOT

AVAILABLE

88.074.118.0

p1

10/201
3

DIA KIT: LOWER SIEVES

REF FN	PART NUMBER	YR/SN	QTY	DESCRIPTION
--------	-------------	-------	-----	-------------

				7230 8230 9230
--	--	--	--	----------------

DIA KIT: FEEDER, CONVERT TO NON- ROCK TRAP

ART

NOT

AVAILABLE

DIA KIT: FEEDER, CONVERT TO NON- ROCK TRAP

REF FN	PART NUMBER	YR/SN	QTY	DESCRIPTION
---------------	--------------------	--------------	------------	--------------------

--	--	--	--	--

				7230 8230 9230
--	--	--	--	----------------

88.080.101.1

p1

10/201
3

DIA KIT: PERFORATED COVER ROUND, CLEAN GRAIN CROSS AUGER AND TAILINGS TROUGH
COVER/ELEVATOR BOOT

ART

NOT

AVAILABLE

88.080.101.1

p1

10/201
3

**DIA KIT: PERFORATED COVER ROUND, CLEAN GRAIN CROSS AUGER AND TAILINGS TROUGH
COVER/ELEVATOR BOOT**

REF FN	PART NUMBER	YR/SN	QTY	DESCRIPTION
---------------	--------------------	--------------	------------	--------------------

				7230 8230 9230
--	--	--	--	----------------

DIA KIT: FLIGHTING ASSY, CLEAN GRAIN ELEVATOR

ART

NOT

AVAILABLE

88.080.101.3

p1

10/201
3

DIA KIT: FLIGHTING ASSY, CLEAN GRAIN ELEVATOR

REF FN	PART NUMBER	YR/SN	QTY	DESCRIPTION
---------------	--------------------	--------------	------------	--------------------

				7230 8230 9230
--	--	--	--	----------------

ART

NOT

AVAILABLE

88.080.154.0

p1

10/201
3

DIA KIT: MANUAL TO POWER GRAIN TANK EXTENSION CONVERSION- NORTH AMERICA AND ANZ ONLY

REF FN	PART NUMBER	YR/SN	QTY	DESCRIPTION
---------------	--------------------	--------------	------------	--------------------

				7230 8230 9230
--	--	--	--	----------------

88.080.180.0

p1

10/201
3

DIA KIT: HC(HIGH CAPACITY) EXTENSION ABRASIVE, NORTH AMERICA AND ANZ ONLY

ART

NOT

AVAILABLE

88.080.180.0

p1

10/201
3

DIA KIT: HC(HIGH CAPACITY) EXTENSION ABRASIVE, NORTH AMERICA AND ANZ ONLY

REF FN	PART NUMBER	YR/SN	QTY	DESCRIPTION
---------------	--------------------	--------------	------------	--------------------

				7230 8230 9230
--	--	--	--	----------------

DIA KIT: VERTICAL DISCHARGE UNLOADER

ART

NOT

AVAILABLE

88.080.180.0

p1

10/201
3

DIA KIT: VERTICAL DISCHARGE UNLOADER

REF FN	PART NUMBER	YR/SN	QTY	DESCRIPTION
---------------	--------------------	--------------	------------	--------------------

				7230 8230 9230
--	--	--	--	----------------

88.080.180.1

p1

10/201
3

DIA KIT: UNLOADING TUBE, HC(HIGH CAPACITY) EXTENSION ASSY ABRASIVE AND STANDARD, EU ONLY

ART

NOT

AVAILABLE

DIA KIT: UNLOADING TUBE, HC(HIGH CAPACITY) EXTENSION ASSY ABRASIVE AND STANDARD, EU ONLY

REF FN	PART NUMBER	YR/SN	QTY	DESCRIPTION
---------------	--------------------	--------------	------------	--------------------

--	--	--	--	--

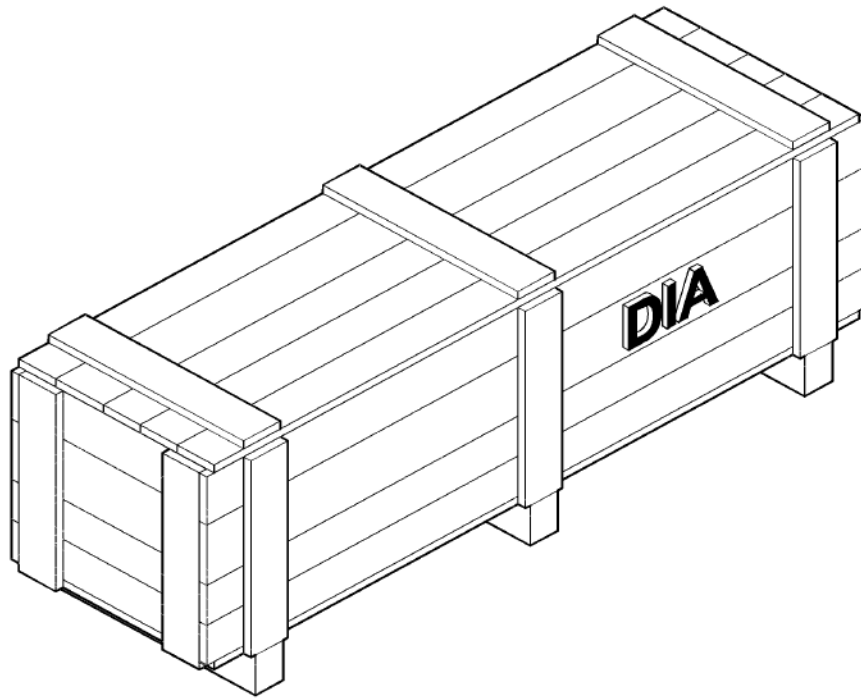
				7230 8230 9230
--	--	--	--	----------------

88.088.01

p1

10/201
3

DIA KIT: SPREAD WIDTH CONTROL



DIA KIT: SPREAD WIDTH CONTROL

REF FN	PART NUMBER	YR/SN	QTY DESCRIPTION
1	84385830		1 SERVICE KIT Cover, Access, Grain Bin, Sleeper, Incl 2 - 71
2	84415829		1 CATALOG REVISION Instruction Installation, Grain BIN Cover
3	84369496		1 BRACKET Weld Assembly, Rockshaft, Front, Red
4	87727126		1 BRACKET Weld Assembly, Tank Cover, LH, Front Dark Gray
5	87727129		1 BRACKET Weld Assembly, Tank Cover, RH, Front Dark Gray
6	84300523		1 BRACKET Weld Assembly, Tank Cover, RH, RR - Red
7	87619951		1 BRACKET Weld Assembly, Tube Support, Gr Tank, Case Red
8	87727319		1 SUPPORT ASSY. Tank Cover, RH, RR, Case Red
9	84300526		1 BRACKET Weld Assembly, Tank Cover, LH, RR - Red
10	87556613		1 COVER ASSY ACESS, Grain Tank, LH
11	87556597		1 COVER ASSY ACESS, Grain Tank, RH
12	86592713		2 WASHER
13	86625254		6 WASHER M12 x 28 x 2.5
14	87731370		2 TUBE 25.4 mm ID x 34.925 mm OD x 400 mm L Top Link, Tank Cover, Dark Gray
15	84522945		2 HEADLESS PIN
16	87731372		1 LINK ASSY. Tank Cover, LH Lower
17	87613189		8 WASHER
18	84522947		2 HEADLESS PIN
19	84522949		2 HEADLESS PIN
20	87720937		1 LINK ASSY. RH LWR, With BRG
21	87631786		2 CHANNEL Wear, Dark Gray
22	87030021		4 BOLT Hvy Hex, M12 x 150mm, Cl 10.9

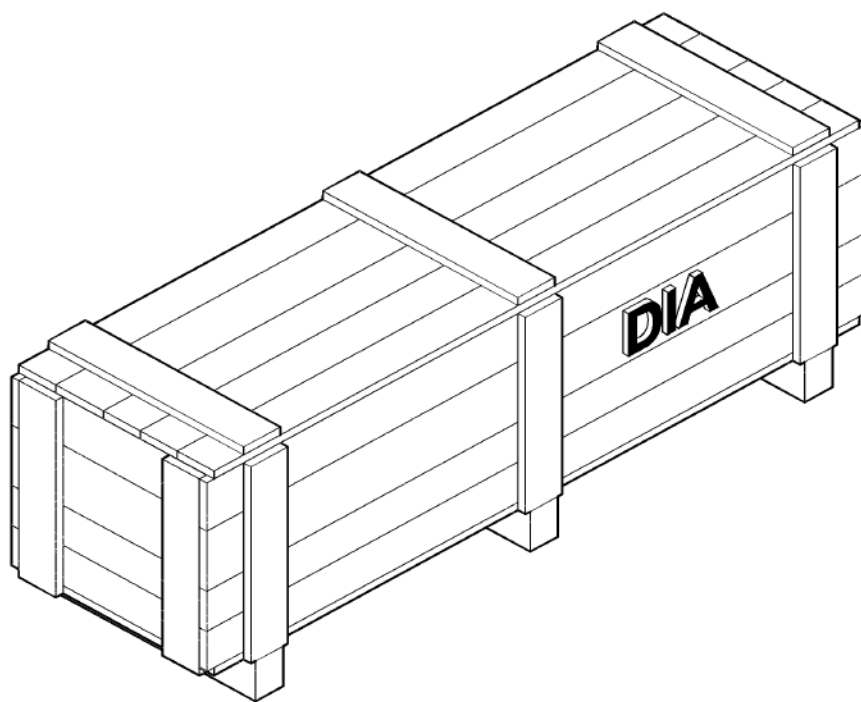
7230 8230 9230

88.088.01

p2

10/201
3

DIA KIT: SPREAD WIDTH CONTROL



DIA KIT: SPREAD WIDTH CONTROL

REF FN	PART NUMBER	YR/SN	QTY DESCRIPTION
23	84419999		1 SERVICE KIT Rockshaft Assembly, Tank Cover
24	87726831		1 TUBE 31.7729 mm DIA Assembly, End, Front, W/ BRG
25	86512497		18 FLANGE NUT M12 x 1.75, Flg, CI 10
26	9511052		2 WASHER M12 x 44 x 4
27	84300520		1 BRACKET Cover Assembly, Actuator
28	86511326		2 WASHER M16 x 30 x 3
29	87605674		2 SUPPORT ASSY. Angle, Tank Top W CVR, Dark Gray
30	87727124		4 STRAP Strip, Backing, Corner, Dark Gray
31	87710467		1 SUPPORT ASSY. Rockshaft, With Bushing
32	87030508		17 BOLT Hvy Hex, M12 x 30mm, CI 10.9
33	86585704		6 SCREW M8 x 25mm, Gr 4.8
34	87698807		2 BOLT
35	87036807		8 SCREW Pan Cross Recess Phillips, M10 x 1.5 x 20mm, CI 4.8
36	87673844		6 SELF-TAP SCREW M8 x 1.25 x 20mm Self Tapping
37	87631278		1 PLATE ASSY. Washer, Rockshaft Retaining, Case Red
38	87643551		1 CHANNEL Support, Baffle Cover, PTD
39	87686085		2 SPACER Front Stopper
40	87698845		2 BOLT Hvy Hex Flg, M12 x 70mm, CI 10.9
41	84411464		2 ROD Linkage Extension, Plated
42	86705429		8 BOLT
43	86050279		18 FLANGE NUT M10 x 1.5, Flg, CI 10
44	87028052		2 BOLT Hex Flg, M16 x 140, 10.9
45	86512498		2 FLANGE NUT M16 x 2, Flg, CI 10
46	87030775		6 BOLT Hvy Hex, M8 x 30mm, CI 10.9
47	131-440		5 PUSH-ON NUT Retainer, Bolt, Pushon 5/16

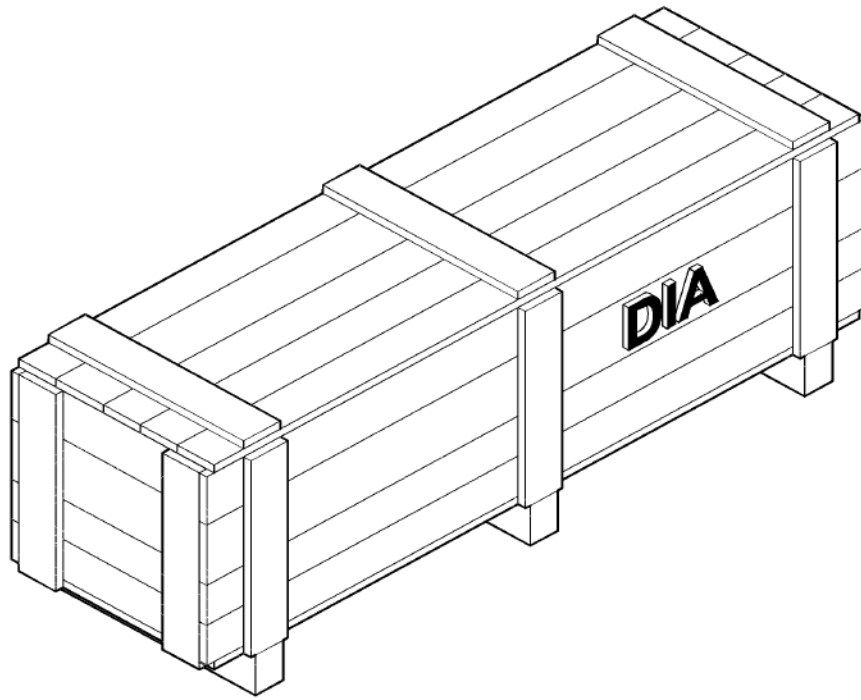
7230 8230 9230

88.088.01

p3

10/201
3

DIA KIT: SPREAD WIDTH CONTROL



DIA KIT: SPREAD WIDTH CONTROL

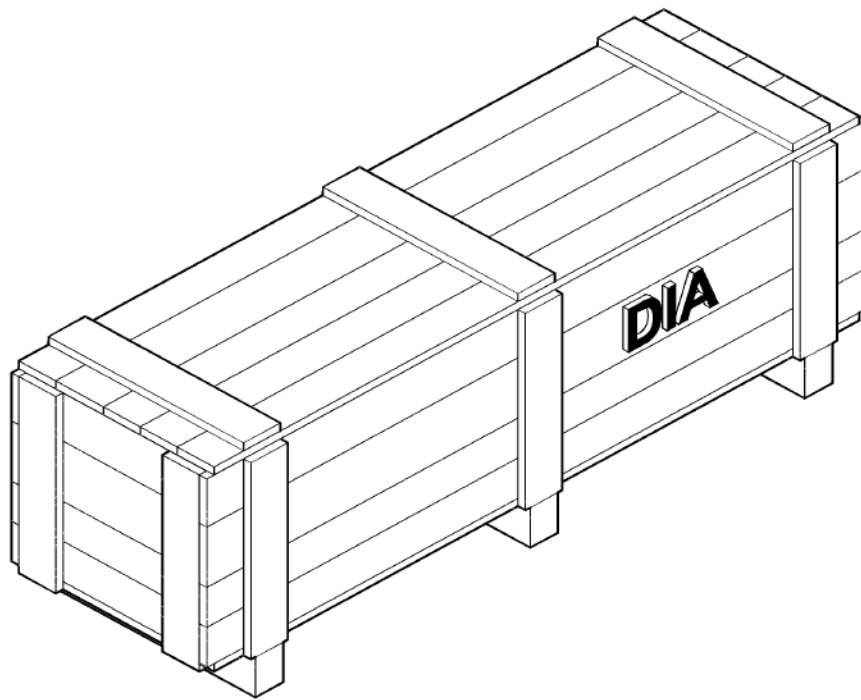
REF FN	PART NUMBER	YR/SN	QTY DESCRIPTION
48	87656137		12 BOLT Hvy Hex, M8 x 20mm, CI 10.9
49	86975890		28 SCREW Pan, M8 x 1.25 x 20mm, CI 8.8 Machine
50	86507066		48 FLANGE NUT M8 x 1.25, Flg, CI 10
51	84181862		1 ACTUATOR Heavy Wall Tube
52	130004		13 COTTER PIN M3.2 x 25
53	392530		2 NUT M16, CI 10
54	10717511		2 THIN NUT Thin, M16 x 2, CI 04 Jam
55	87740259		1 EXTENSION Bar Assembly, Actuator
56	84056380		1 CLEVIS PIN M12 x 50
57	86512837		14 WASHER 1 1/4", SAE
58	87698835		6 BOLT
59	495-61066		1 WASHER
60	394818		1 COTTER PIN M5 x 25
61	86590413		1 BASE Wire Tie
62	445394		1 RIVET Pop, M4.8 x 12.7 Steel
63	84203502		1 BRACKET Cover Sensor, Gray Tank Case
64	87392235		1 SWITCH ASSY Reed, Non-Contact, Normally Open
65	86511920		2 SCREW Pan, #10 - 24 x 1/2" Type 1
66	86632551		2 NUT #10-24, GB Insert
67	84159225		1 PACKAGE,SERVICE Mirror
68	84373207		1 WIRE HARNESS Graitank covers
69	84370691		1 SWITCH ASSY Rocker, Grain Tank Covers
70	86508603		1 RELAY
71	86566989		4 CABLE TIE M4.75 x 190.5 L Strap, Black, Nylon
			7230 8230 9230

88.088.02

p1

10/201
3

DIA KIT, COVER, ACCESS, GRAIN BIN, SLEEPER



DIA KIT, COVER, ACCESS, GRAIN BIN, SLEEPER

REF FN	PART NUMBER	YR/SN	QTY DESCRIPTION
1	84385830		1 SERVICE KIT Cover, Access, Grain Bin, Sleeper, Incl 2 - 71
2	84415829		1 CATALOG REVISION Instruction Installation, Grain BIN Cover
3	84369496		1 BRACKET Weld Assembly, Rockshaft, Front, Red
4	87727126		1 BRACKET Weld Assembly, Tank Cover, LH, Front Dark Gray
5	87727129		1 BRACKET Weld Assembly, Tank Cover, RH, Front Dark Gray
6	84300523		1 BRACKET Weld Assembly, Tank Cover, RH, RR - Red
7	87619951		1 BRACKET Weld Assembly, Tube Support, Gr Tank, Case Red
8	87727319		1 SUPPORT ASSY. Tank Cover, RH, RR, Case Red
9	84300526		1 BRACKET Weld Assembly, Tank Cover, LH, RR - Red
10	87556613		1 COVER ASSY ACESS, Grain Tank, LH
11	87556597		1 COVER ASSY ACESS, Grain Tank, RH
12	86592713		2 WASHER
13	86625254		6 WASHER M12 x 28 x 2.5
14	87731370		2 TUBE 25.4 mm ID x 34.925 mm OD x 400 mm L Top Link, Tank Cover, Dark Gray
15	84522945		2 HEADLESS PIN
16	87731372		1 LINK ASSY. Tank Cover, LH Lower
17	87613189		8 WASHER
18	84522947		2 HEADLESS PIN
19	84522949		2 HEADLESS PIN
20	87720937		1 LINK ASSY. RH LWR, With BRG
21	87631786		2 CHANNEL Wear, Dark Gray
22	87030021		4 BOLT Hvy Hex, M12 x 150mm, Cl 10.9

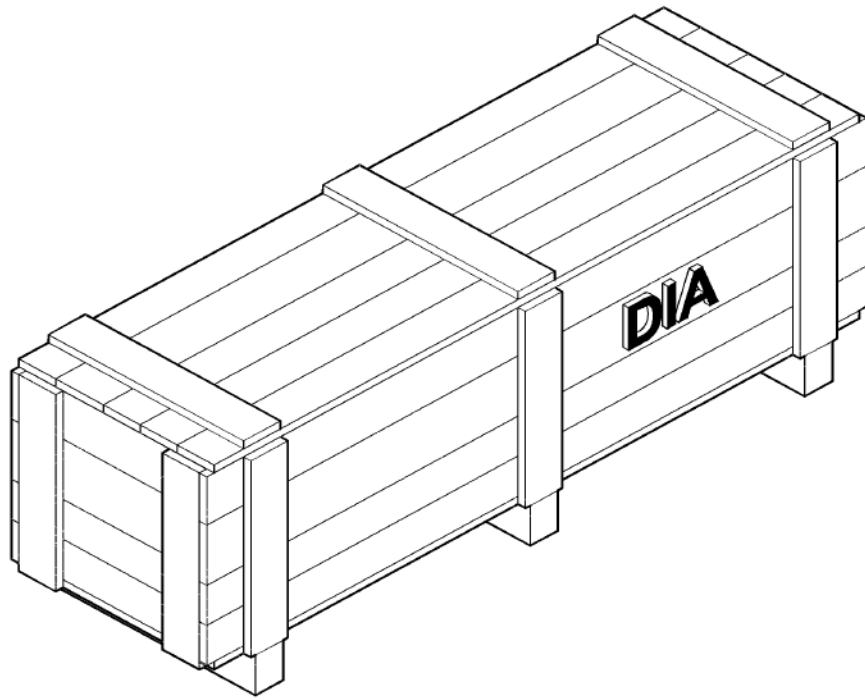
7230 8230 9230

88.088.02

p2

10/201
3

DIA KIT, COVER, ACCESS, GRAIN BIN, SLEEPER



DIA KIT, COVER, ACCESS, GRAIN BIN, SLEEPER

REF FN	PART NUMBER	YR/SN	QTY DESCRIPTION
23	84419999		1 SERVICE KIT Rockshaft Assembly, Tank Cover
24	87726831		1 TUBE 31.7729 mm DIA Assembly, End, Front, W/ BRG
25	86512497		18 FLANGE NUT M12 x 1.75, Flg, CI 10
26	9511052		2 WASHER M12 x 44 x 4
27	84300520		1 BRACKET Cover Assembly, Actuator
28	86511326		2 WASHER M16 x 30 x 3
29	87605674		2 SUPPORT ASSY. Angle, Tank Top W CVR, Dark Gray
30	87727124		4 STRAP Strip, Backing, Corner, Dark Gray
31	87710467		1 SUPPORT ASSY. Rockshaft, With Bushing
32	87030508		17 BOLT Hvy Hex, M12 x 30mm, CI 10.9
33	86585704		6 SCREW M8 x 25mm, Gr 4.8
34	87698807		2 BOLT
35	87036807		8 SCREW Pan Cross Recess Phillips, M10 x 1.5 x 20mm, CI 4.8
36	87673844		6 SELF-TAP SCREW M8 x 1.25 x 20mm Self Tapping
37	87631278		1 PLATE ASSY. Washer, Rockshaft Retaining, Case Red
38	87643551		1 CHANNEL Support, Baffle Cover, PTD
39	87686085		2 SPACER Front Stopper
40	87698845		2 BOLT Hvy Hex Flg, M12 x 70mm, CI 10.9
41	84411464		2 ROD Linkage Extension, Plated
42	86705429		8 BOLT
43	86050279		18 FLANGE NUT M10 x 1.5, Flg, CI 10
44	87028052		2 BOLT Hex Flg, M16 x 140, 10.9
45	86512498		2 FLANGE NUT M16 x 2, Flg, CI 10
46	87030775		6 BOLT Hvy Hex, M8 x 30mm, CI 10.9
47	131-440		5 PUSH-ON NUT Retainer, Bolt, Pushon 5/16

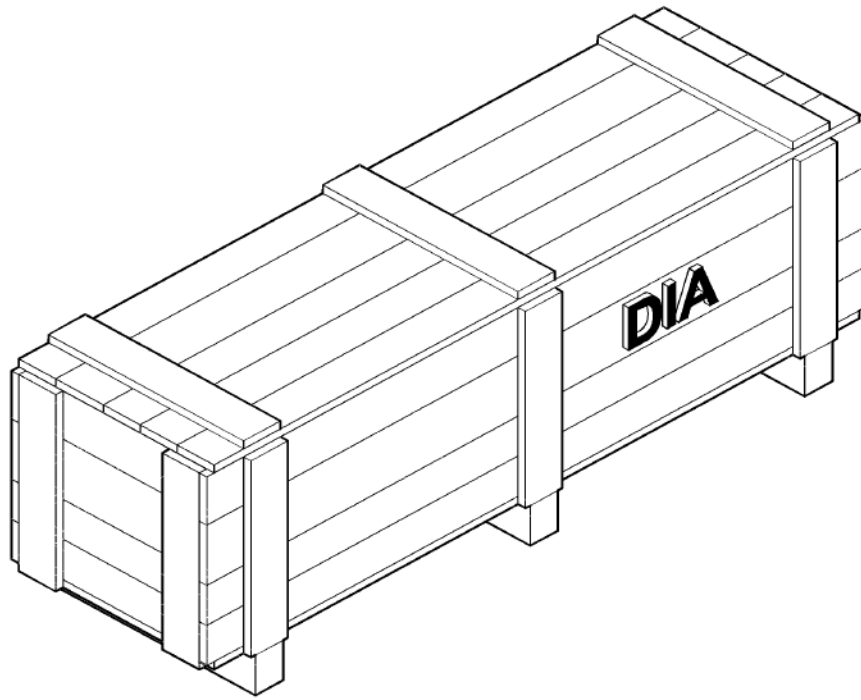
7230 8230 9230

88.088.02

p3

10/201
3

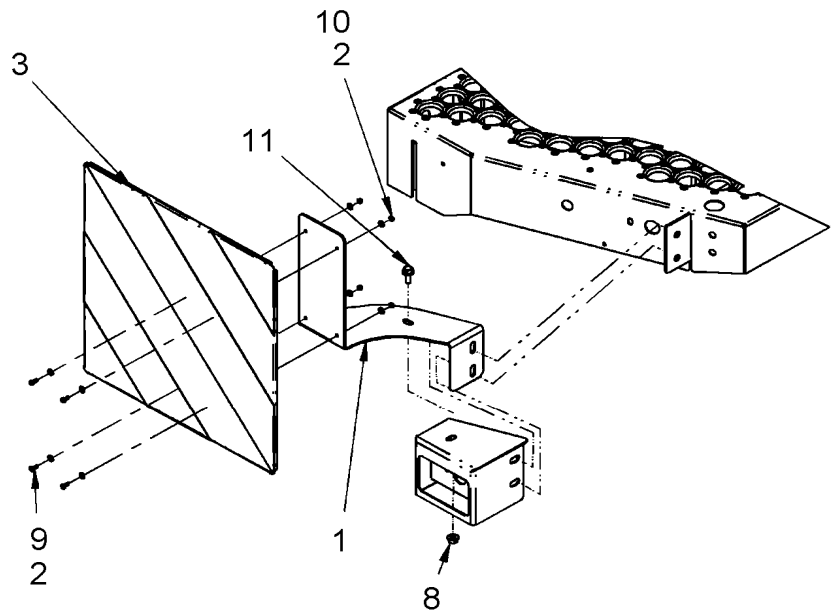
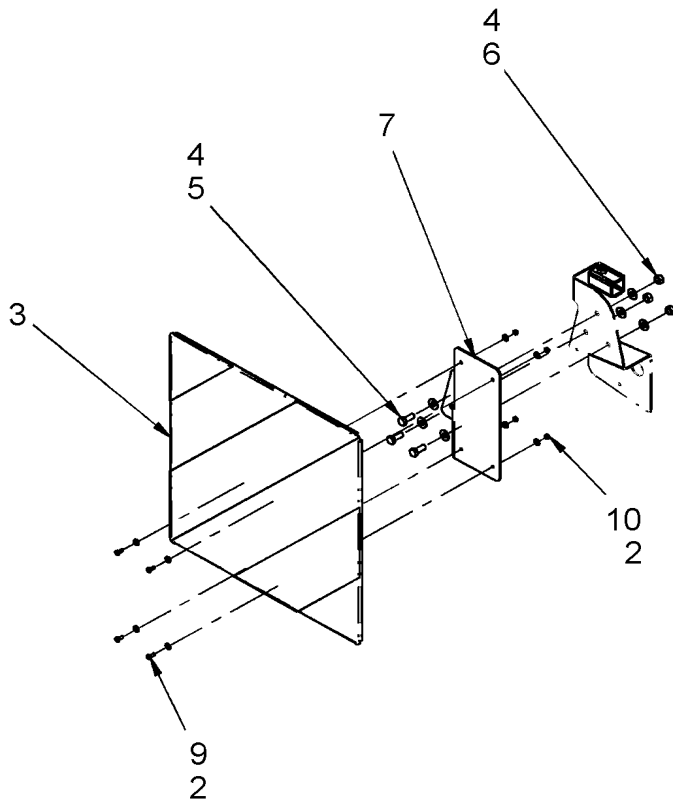
DIA KIT, COVER, ACCESS, GRAIN BIN, SLEEPER



DIA KIT, COVER, ACCESS, GRAIN BIN, SLEEPER

REF FN	PART NUMBER	YR/SN	QTY DESCRIPTION
48	87656137		12 BOLT Hvy Hex, M8 x 20mm, CI 10.9
49	86975890		28 SCREW Pan, M8 x 1.25 x 20mm, CI 8.8 Machine
50	86507066		48 FLANGE NUT M8 x 1.25, Flg, CI 10
51	84181862		1 ACTUATOR Heavy Wall Tube
52	130004		13 COTTER PIN M3.2 x 25
53	392530		2 NUT M16, CI 10
54	10717511		2 THIN NUT Thin, M16 x 2, CI 04 Jam
55	87740259		1 EXTENSION Bar Assembly, Actuator
56	84056380		1 CLEVIS PIN M12 x 50
57	86512837		14 WASHER 1 1/4", SAE
58	87698835		6 BOLT
59	495-61066		1 WASHER
60	394818		1 COTTER PIN M5 x 25
61	86590413		1 BASE Wire Tie
62	445394		1 RIVET Pop, M4.8 x 12.7 Steel
63	84203502		1 BRACKET Cover Sensor, Gray Tank Case
64	87392235		1 SWITCH ASSY Reed, Non-Contact, Normally Open
65	86511920		2 SCREW Pan, #10 - 24 x 1/2" Type 1
66	86632551		2 NUT #10-24, GB Insert
67	84159225		1 PACKAGE,SERVICE Mirror
68	84373207		1 WIRE HARNESS Graitank covers
69	84370691		1 SWITCH ASSY Rocker, Grain Tank Covers
70	86508603		1 RELAY
71	86566989		4 CABLE TIE M4.75 x 190.5 L Strap, Black, Nylon
			7230 8230 9230

SIGNAL PLATES, FRONT - EU - 72/82/9230



88.090.04

p1

10/201
3

SIGNAL PLATES, FRONT - EU - 72/82/9230

REF FN	PART NUMBER	YR/SN	QTY DESCRIPTION
1	84146825		1 BRACKET L.H.
2	322355		16 BELLEVILLE WASHER Belleville, M4
3	84607381		2 PLATE
4	322358		6 BELLEVILLE WASHER M8
5	120104		3 BOLT Hex, M8 x 1.25 x 20mm, CI 8.8, Full Thd
6	9706690		3 NUT Hex, M8, 1.25mm Pitch, 6.80mm High, CI 8, ZND
7	87494228		1 BRACKET R.H.
8	86505868		1 SERRATED NUT M8, Flg Ser
9	385683		8 BOLT Hex, M4 x 0.7 x 10mm, CI 8.8, Full Thd
10	100012		8 NUT M4, CI 8
11	86511479		1 BOLT Hex Flg, M8 x 20mm

7230 8230 9230

DIA KIT: PLATFORM EXTENSIONS

ART

NOT

AVAILABLE

88.090.118.0

p1

10/201
3

DIA KIT: PLATFORM EXTENSIONS

REF FN	PART NUMBER	YR/SN	QTY	DESCRIPTION
---------------	--------------------	--------------	------------	--------------------

				7230 8230 9230
--	--	--	--	----------------

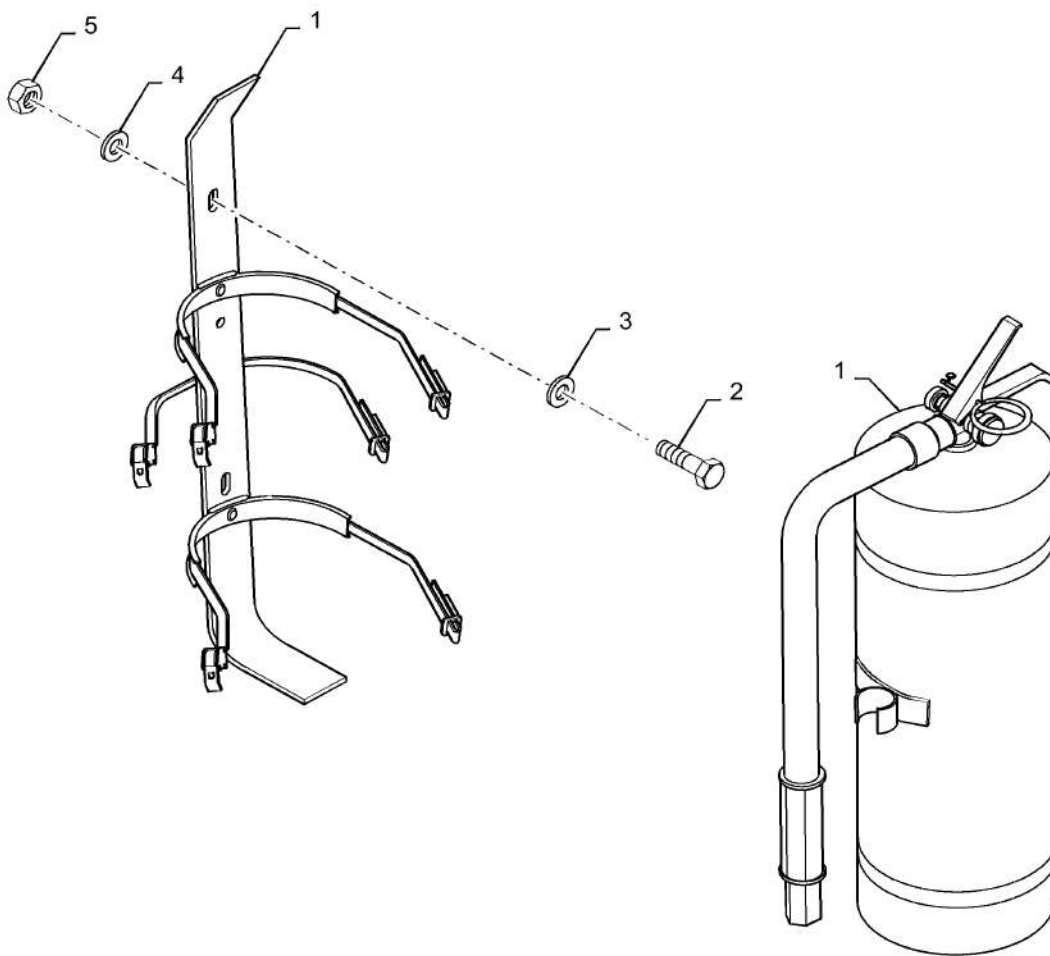
88.100.05

01

p1

10/201
3

DIA KIT: FIRE EXTINGUISHER, EU ONLY



88.100.05

01

p1

10/201
3

DIA KIT: FIRE EXTINGUISHER, EU ONLY

REF FN	PART NUMBER	YR/SN	QTY DESCRIPTION
1	84085886		1 DIA KIT, HARVESTER Fire Extinguisher, EU Only Incl 2 - 6
2	NSS		1 NOT SERVICED SEPARATELY Fire Extinguisher With Bracket
3	9706690		2 NUT Hex, M8, 1.25mm Pitch, 6.80mm High, Cl 8, ZND
4	412650		2 BELLEVILLE WASHER Belleville, M8
5	140016		2 WASHER M8 x 16 x 1.6
6	43127		2 BOLT Hex, M8 x 1.25 x 25mm, Cl 8.8, Full Thd

7230 8230 9230

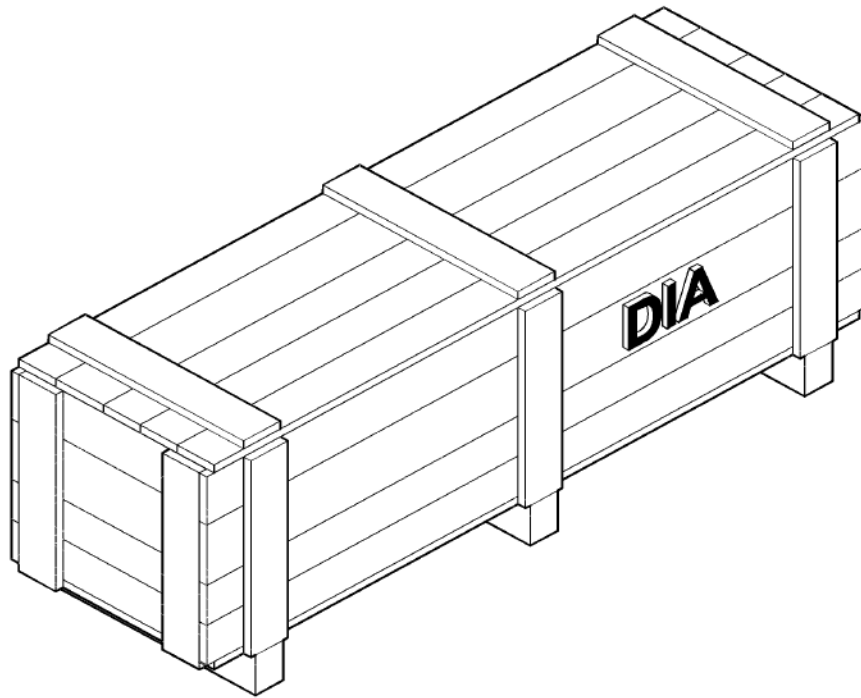
88.100.05

02

p1

10/201
3

DIA KIT: FIRE EXTINGUISHER, NORTH AMERICA AND ANZ



88.100.05

02

p1

10/201
3

DIA KIT: FIRE EXTINGUISHER, NORTH AMERICA AND ANZ

REF FN	PART NUMBER	YR/SN	QTY DESCRIPTION
1	84137947		2 SERVICE KIT Fire Extinguisher, NA/ANZ Only Incl 2 - 9
2	84084936		2 DIA KIT, HARVESTER
3	322358		8 BELLEVILLE WASHER M8
4	134084		4 SPACER
5	216698		1 HAIR PIN COTTER Int, 5/16" x 1.75" x 0.125"
6	9706690		4 NUT Hex, M8, 1.25mm Pitch, 6.80mm High, CI 8, ZND
7	84130954		1 BRACKET
8	43128		4 BOLT Hex, M8 x 1.25 x 30.00mm, CI 8.8, ZND
9	84130954		2 BRACKET

7230 8230 9230

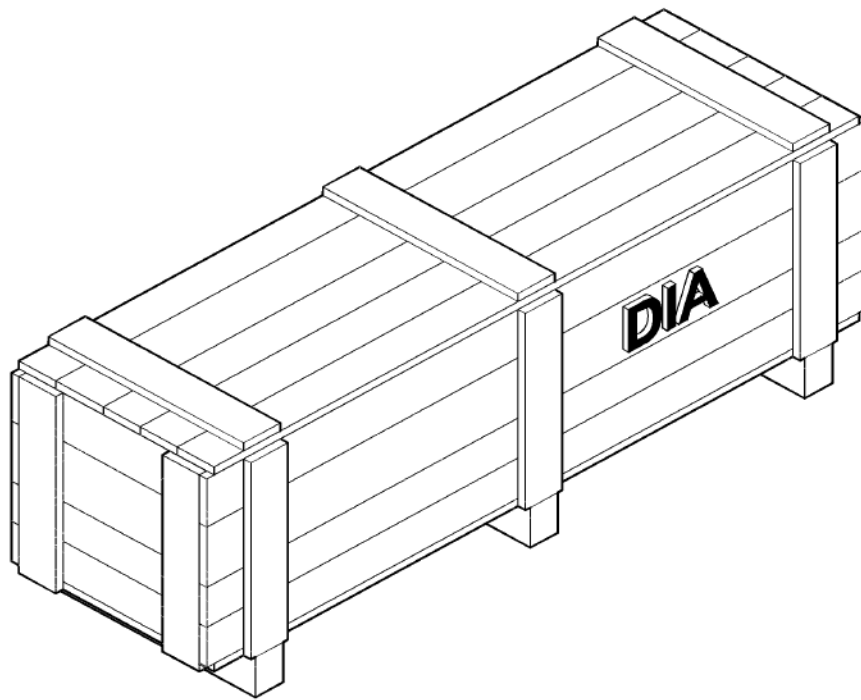
88.100.05

03

p1

10/201
3

DIA KIT: PRINTER



88.100.05

03

p1

10/201
3

DIA KIT: PRINTER

REF FN	PART NUMBER	YR/SN	QTY DESCRIPTION
1	84095875		1 PRINTER IN CAB Printer, Incl 2 - 8
2	84444485		1 SUPPORT
3	84448373		1 HOOK
4	87023084		1 WIRE HARNESS
5	84442607		1 PRINTER
6	412475		3 SCREW Pan Hd, M4 x 16, Cl 4.8, Full Thd
7	9824840		3 WASHER 4.30mm ID x 9mm OD x 0.80mm
8	86511815		2 SCREW Pan, M3 x 0.5 x 8mm, Cl 4.8

7230 8230 9230

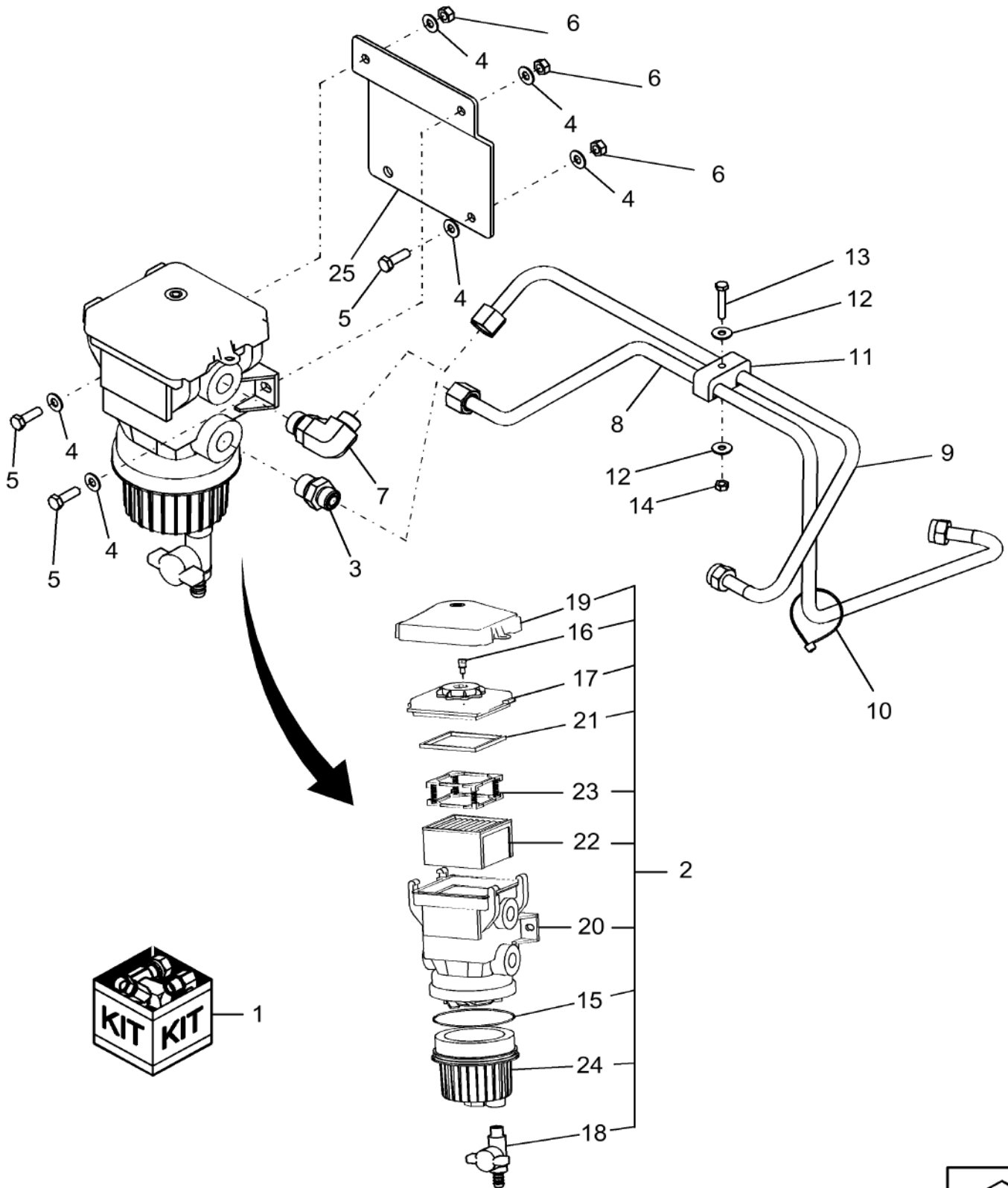
88.100.10

01

p1

10/201
3

DIA KIT: ADD ON FUEL WATER SEPARATOR



88.100.10

01

p1

10/201
3**DIA KIT: ADD ON FUEL WATER SEPATATOR**

REF FN	PART NUMBER	YR/SN	QTY DESCRIPTION
1	87755811		1 DIA KIT, HARVESTER Kit, Additional Fuel Filter; Incl 2 - 24
2	87734479		1 SEPARATOR Filter, Fuel, Incl 15 - 24
3	86579678		1 HYD CONNECTOR 13/16"-16 ORFS x M22 x 1.5 ORB
4	322358		6 BELLEVILLE WASHER M8
5	43127		3 BOLT Hex, M8 x 1.25 x 25mm, CI 8.8, Full Thd
6	9706690		3 NUT Hex, M8, 1.25mm Pitch, 6.80mm High, CI 8, ZND
7	86579692		1 ELBOW 90°, 13/16"-18 ORFS x M22 x 1.5 ORB
8	87743283		1 HYD. TUBE .5" OD Additional Fuel Filter
9	87755808		1 HYD. TUBE 12 mm OD x 351.6, 177.1 mm L Additional Fuel Filter
10	86566989		1 CABLE TIE M4.75 x 190.5 L
11	625822		1 CLAMP
12	86624182		2 WASHER M6 x 18 x 1.6
13	86977789		1 BOLT Hex, M6 x 1 x 35mm, CI 8.8
14	9706755		1 NUT M6, CI 8
15	87473305		1 O-RING 4.3" OD x 0.07" Width
16	87474698		1 BLEEDER VALVE Screw
17	87473306		1 LID Filter
18	87473308		1 DRAIN VALVE
19	87474697		1 COVER Dust
20	NSS		1 NOT SERVICED SEPARATELY Body, Filter, Order Complete 87734479
21	87333676		1 GASKET Top Lid
22	87409379		1 FUEL FILTER Element, Additional Fuel
23	87333679		1 SPRING
24	87473304		1 BOWL Water Sensor

7230 8230 9230

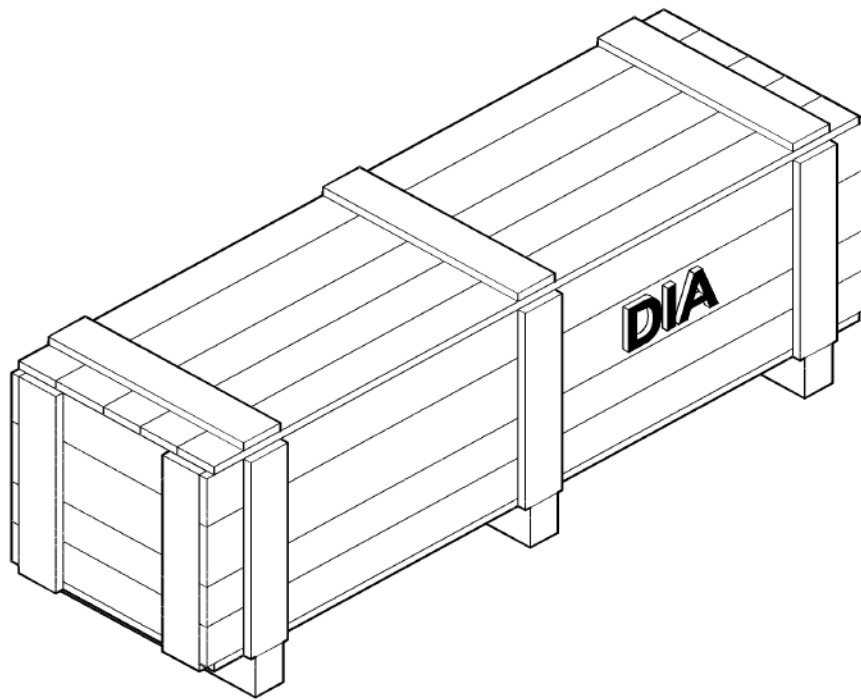
88.100.10

02

p1

10/201
3

DIA KIT: RUBBER BAND/ROTARY AIR SCREEN SEAL KIT



88.100.10

02

p1

10/201
3

DIA KIT: RUBBER BAND/ROTARY AIR SCREEN SEAL KIT

REF FN	PART NUMBER	YR/SN	QTY DESCRIPTION
1	84193671		1 DIA KIT, HARVESTER Rubber Band Rotary Air Screen Seal Kit Incl 2 - 9
2	84193672		1 INSTRUCTION
3	84166739		1 RING
4	84166741		1 RUBBER SEAL
5	84166742		1 CLAMP
6	80707		1 WASHER 3/16"
7	113-83		1 BOLT Hex, 1/4"-20 x 1 1/2", G5, Full Thd
8	86625061		1 NUT 1/4"-20, GB
9	448211A1		1 STRAP
			7230 8230 9230

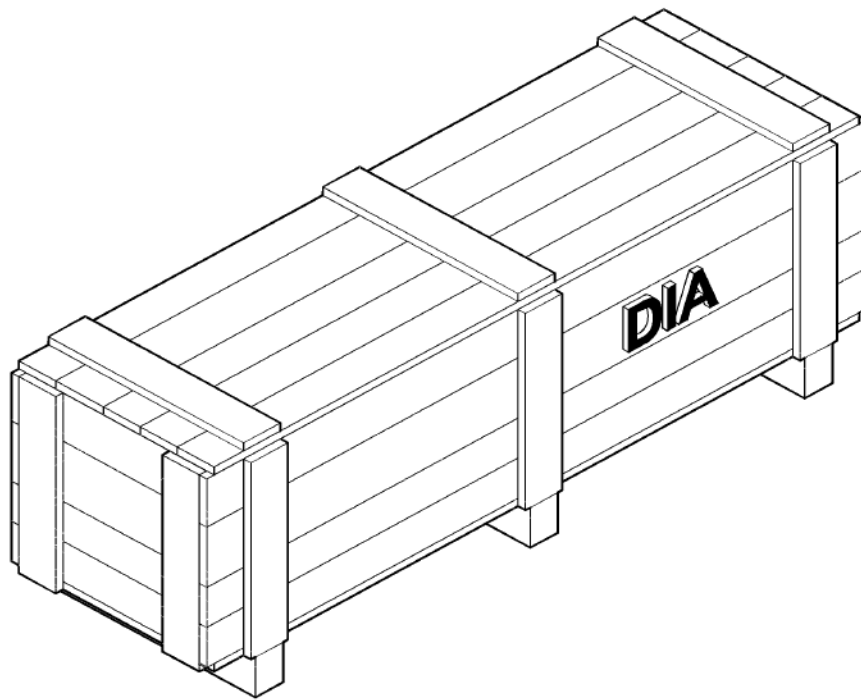
88.100.10

03

p1

10/201
3

DIA KIT: BRUSH IN ROTARY DUSTSCREEN



88.100.10

03

p1

10/201
3**DIA KIT: BRUSH IN ROTARY DUSTSCREEN**

REF FN	PART NUMBER	YR/SN	QTY DESCRIPTION
1	84111565		1 DIA KIT, HARVESTER Metal Rotary Air Screen Brush Kit: Brush, Actuator, And Wiring Incl 2 - 28
2	84449090		1 LEVER
3	84072127		1 PIN
4	84071754		1 SUPPORT
5	86977785		1 COTTER PIN M1.6 x 20
6	84440048		1 ACTUATOR
7	376876		1 CLEVIS PIN M6 x 30
8	84026054		1 SUPPORT
9	393802		1 DAMPER
10	86608490		1 WIRE HARNESS
11	86604177		1 PLUG
12	86604176		1 ELEC CONNECTOR
13	445395		2 RIVET Pop, M4.8 x 18.1
14	86566989		7 CABLE TIE M4.75 x 190.5 L
15	86590413		2 BASE
16	412439		1 BALL JOINT
17	84071712		1 CLEVIS
18	{301615}		2
19	411809		1 GROMMET
20	9815813		4 TAPERED ROLLER BEARING 15 mm ID x 32 mm OD x 9 mm
21	84437302		4 BEARING HOUSING
22	84449076		2 BRUSH
23	130007		1 COTTER PIN M4 x 25
24	86977789		1 BOLT Hex, M6 x 1 x 35mm, Cl 8.8
25	86507486		2 CARRIAGE BOLT Sht Sq Nk, M8 x 20mm, Cl 8.8, Full Thd
26	322358		4 BELLEVILLE WASHER M8
27	353308		1 NUT M6 x 1, Cl 8
28	9706690		7 NUT Hex, M8, 1.25mm Pitch, 6.80mm High, Cl 8, ZND

7230 8230 9230

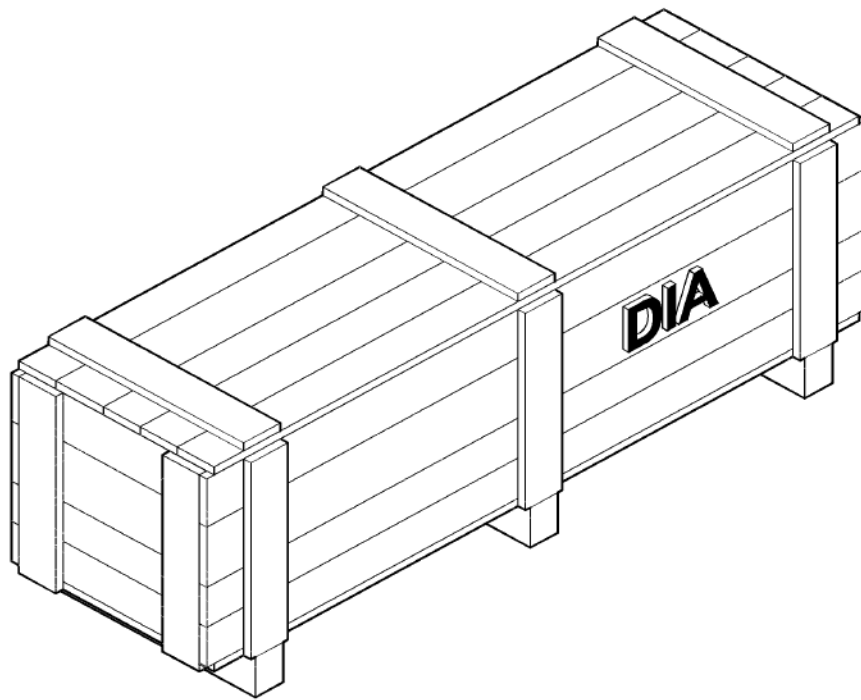
88.100.10

04

p1

10/201
3

DIA KIT: ONBOARD AIR COMPRESSOR, CURSOR 9, 7230 ONLY



88.100.10

04

p1

10/201
3

DIA KIT: ONBOARD AIR COMPRESSOR, CURSOR 9, 7230 ONLY

REF FN	PART NUMBER	YR/SN	QTY DESCRIPTION
1	84322445		1 SERVICE KIT DIA, Air Compressor Installation, Cursor 9 Engine, 7230 Only Incl 2 - 5
2	84324376		1 OPERATOR MANUAL
3	{84324190}		1
4	84244915		1 PLASTIC-RUBBER TUBE
5	84244917		1 AIR INTAKE TUBE
			7230 8230 9230

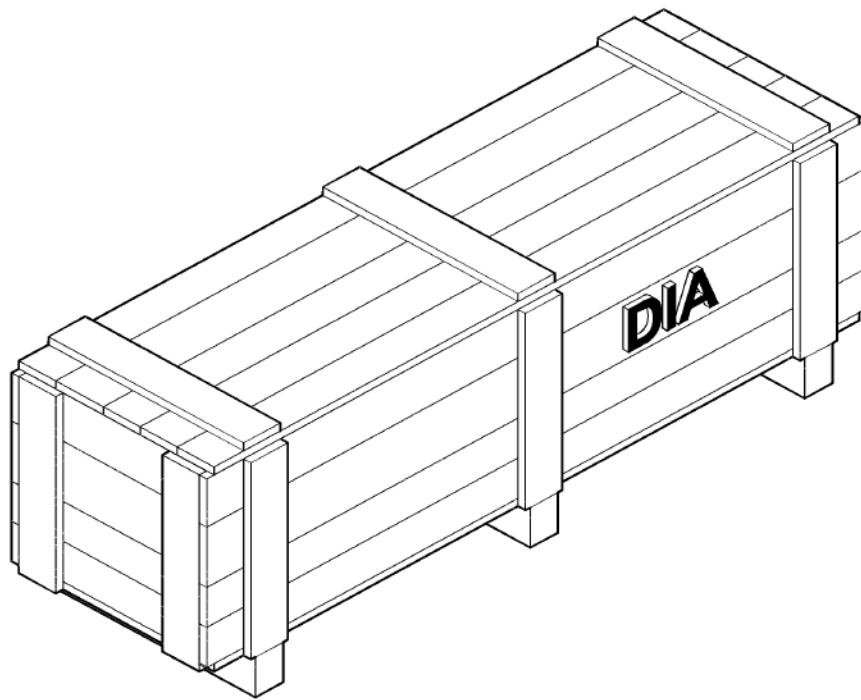
88.100.10

05

p1

10/201
3

DIA KIT: ONBOARD AIR COMPRESSOR, CURSOR 13 82/9230 ONLY



88.100.10

05

p1

10/201
3

DIA KIT: ONBOARD AIR COMPRESSOR, CURSOR 13 82/9230 ONLY

REF FN	PART NUMBER	YR/SN	QTY DESCRIPTION
1	84216071		1 AIR COMPRESSOR KIT Air Compressor Installation, Cursor 13, 82/9230 Only Incl 2 - 5
2	84216125		1 INSTRUCTION
3	84324192		1 SERVICE KIT
4	84244918		1 PLASTIC-RUBBER TUBE
5	84244920		1 AIR INTAKE TUBE
			7230 8230 9230

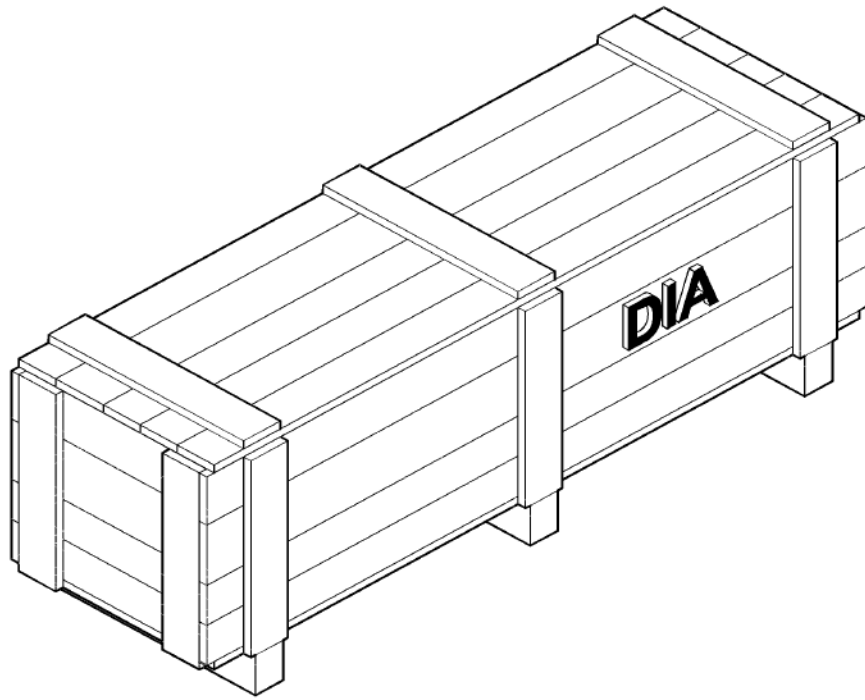
88.100.10

06

p1

10/201
3

DIA KIT: ONBOARD AIR COMPRESSOR, CURSOR 9, 7230 ONLY



88.100.10

06

p1

10/201
3

DIA KIT: ONBOARD AIR COMPRESSOR, CURSOR 9, 7230 ONLY

REF FN	PART NUMBER	YR/SN	QTY DESCRIPTION
1	84322445		1 SERVICE KIT DIA, Air Compressor Installation, Cursor 9 Engine, 7230 Only Incl 2 - 5
2	84324376		1 OPERATOR MANUAL
3	{84324190}		1
4	84244915		1 PLASTIC-RUBBER TUBE
5	84244917		1 AIR INTAKE TUBE
			7230 8230 9230

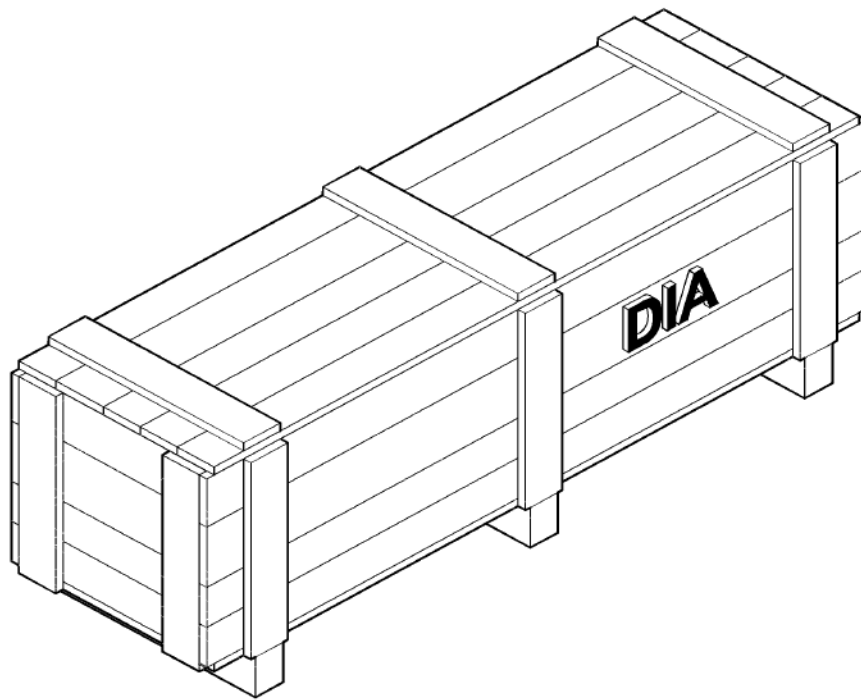
88.100.10

07

p1

10/201
3

DIA KIT: ONBOARD AIR COMPRESSOR, CURSOR 13 82/9230 ONLY



88.100.10

07

p1

10/201
3

DIA KIT: ONBOARD AIR COMPRESSOR, CURSOR 13 82/9230 ONLY

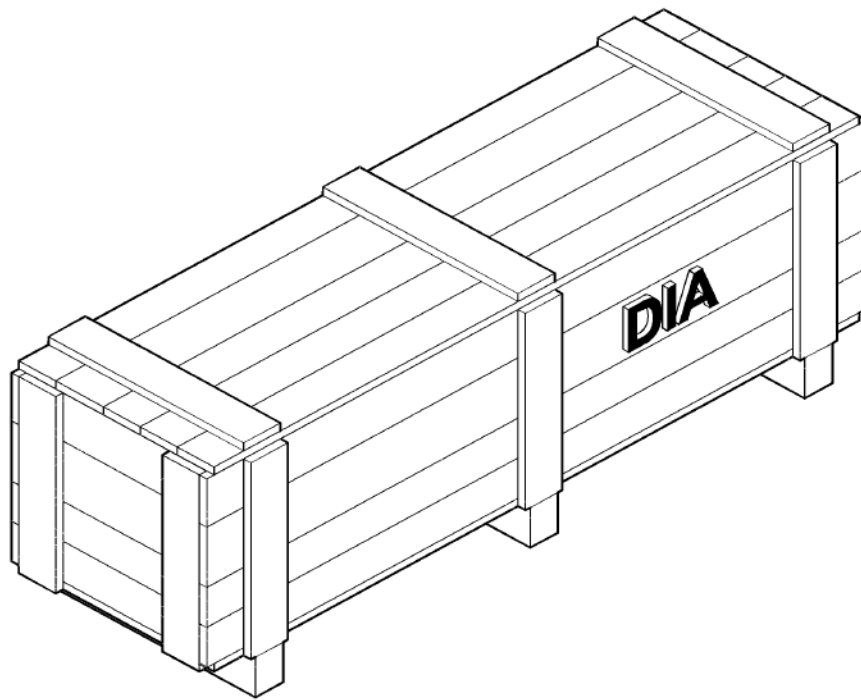
REF FN	PART NUMBER	YR/SN	QTY DESCRIPTION
1	84216071		1 AIR COMPRESSOR KIT Air Compressor Installation, Cursor 13, 82/9230 Only Incl 2 - 5
2	84216125		1 INSTRUCTION
3	84324192		1 SERVICE KIT
4	84244918		1 PLASTIC-RUBBER TUBE
5	84244920		1 AIR INTAKE TUBE
			7230 8230 9230

88.100.25

p1

10/201
3

DIA KIT: AXLE EXTENSIONS

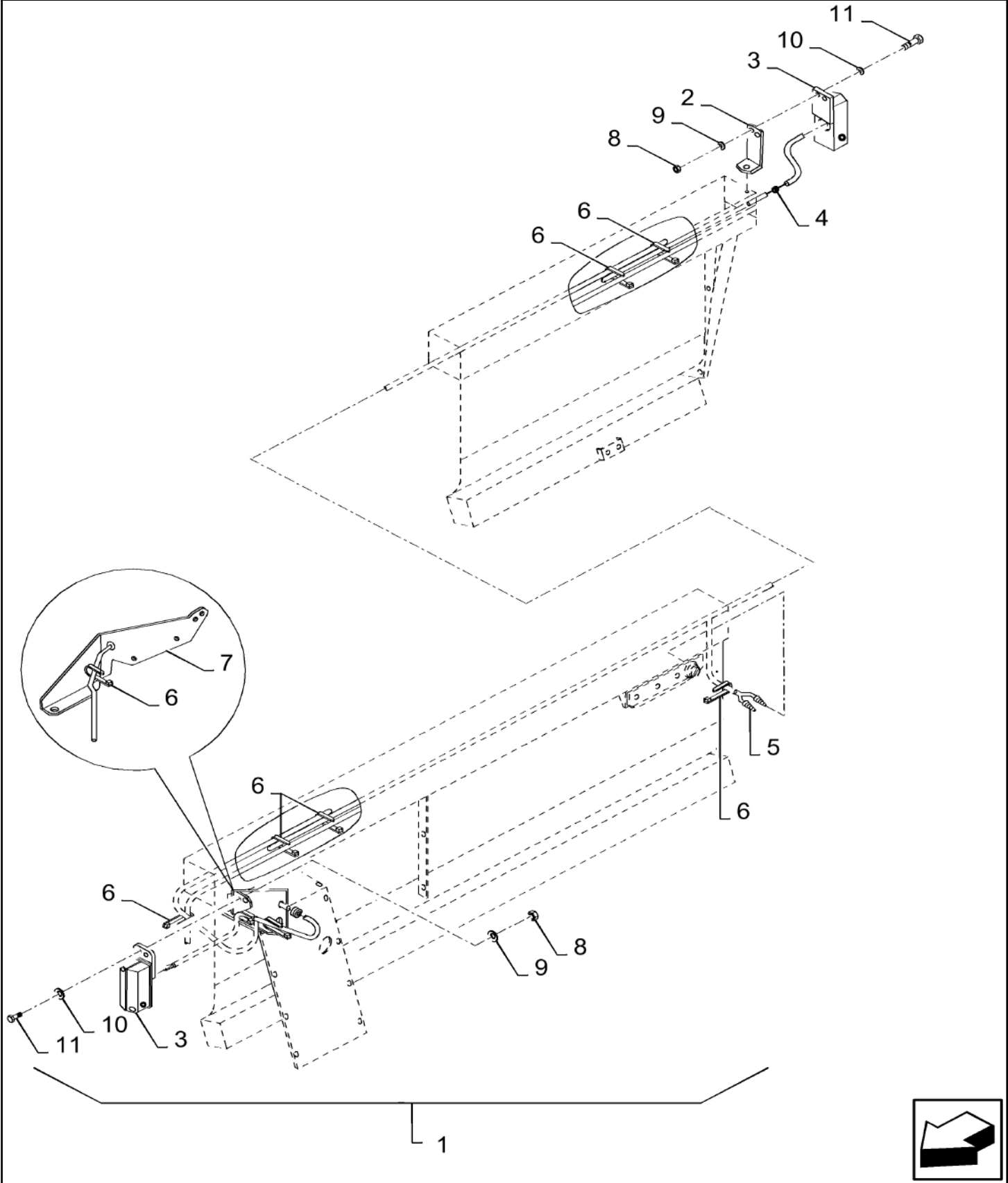


DIA KIT: AXLE EXTENSIONS

REF FN	PART NUMBER	YR/SN	QTY DESCRIPTION
	84095957		1 DIA KIT, HARVESTER Axle Extensions NA/ANZ 7230 Only, 316 mm, Single Tire Applications, See Page 44.101.01(02)
	84095959		1 DIA KIT, HARVESTER Axle Extensions, NA/ANZ All Models, 316mm, See Page 44.101.01(02)
	84095962		1 DIA KIT, HARVESTER Axle Extensions, NA/ANZ 7230 Only, 265mm, Dual Tire Applications
	84095964		1 DIA KIT, HARVESTER Axle Extensions, NA/ANZ All Models, 265mm, See Page 44.101.01(02)

7230 8230 9230

DIA KIT: GRAIN HEADER ILLUMINATION, EU ONLY



DIA KIT: GRAIN HEADER ILLUMINATION, EU ONLY

REF FN	PART NUMBER	YR/SN	QTY DESCRIPTION
1	84050562		1 DIA KIT, HARVESTER Grain Header Illumination, EU Only Incl 2 - 11
2	84077733		1 BRACKET
3	449531		2 LAMP
4	335315		2 GROMMET
5	84432334		1 WIRE HARNESS Grain Head Illumination
6	86566989		9 CABLE TIE M4.75 x 190.5 L
7	84432804		1 SUPPORT
8	353308		4 NUT M6 x 1, CI 8
9	322357		4 BELLEVILLE WASHER M6
10	140015		4 WASHER M6
11	120100		4 BOLT Hex, M6 x 1 x 20mm, CI 8.8

7230 8230 9230

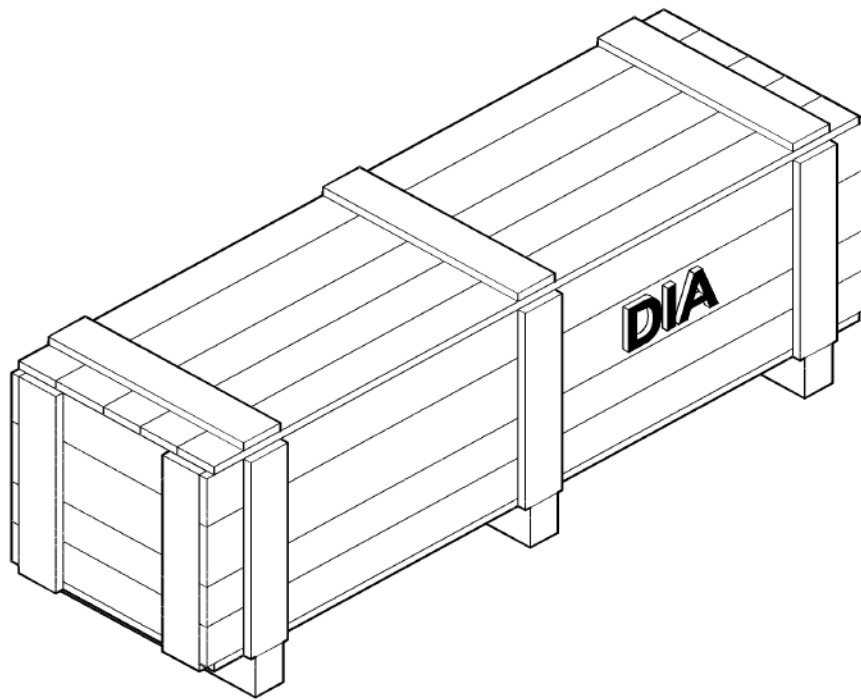
88.100.27

01

p1

10/201
3

DIA KIT: DUAL SPEED PRA (POWER REAR AXLE) COMPLETE ASSY, 2 SPEED



88.100.27

01

p1

10/201
3

DIA KIT: DUAL SPEED PRA (POWER REAR AXLE) COMPLETE ASSY, 2 SPEED

REF FN	PART NUMBER	YR/SN	QTY DESCRIPTION
1	84349651		1 SERVICE KIT Dual Speed PRA (Power Rear Axle), 2 Speed, Complete, See Page 44.200.12
2	84208980		1 INSTRUCTION
3	{84200406}		1
4	84330946		1 SERVICE KIT

7230 8230 9230

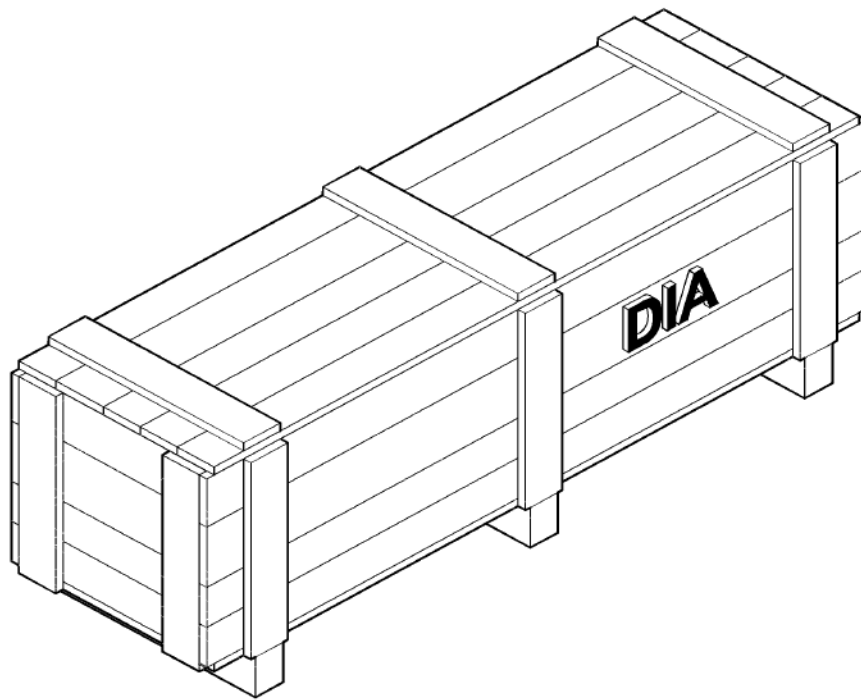
88.100.27

02

p1

10/201
3

DIA KIT: DUAL SPEED PRA (POWER REAR AXLE), 2 SPEED CONVERSION



88.100.27

02

p1

10/201
3

DIA KIT: DUAL SPEED PRA (POWER REAR AXLE), 2 SPEED CONVERSION

REF FN	PART NUMBER	YR/SN	QTY DESCRIPTION
84110799			1 KIT DIA, Single Speed To 2 Speed Conversion, See page 44.200.13
			7230 8230 9230

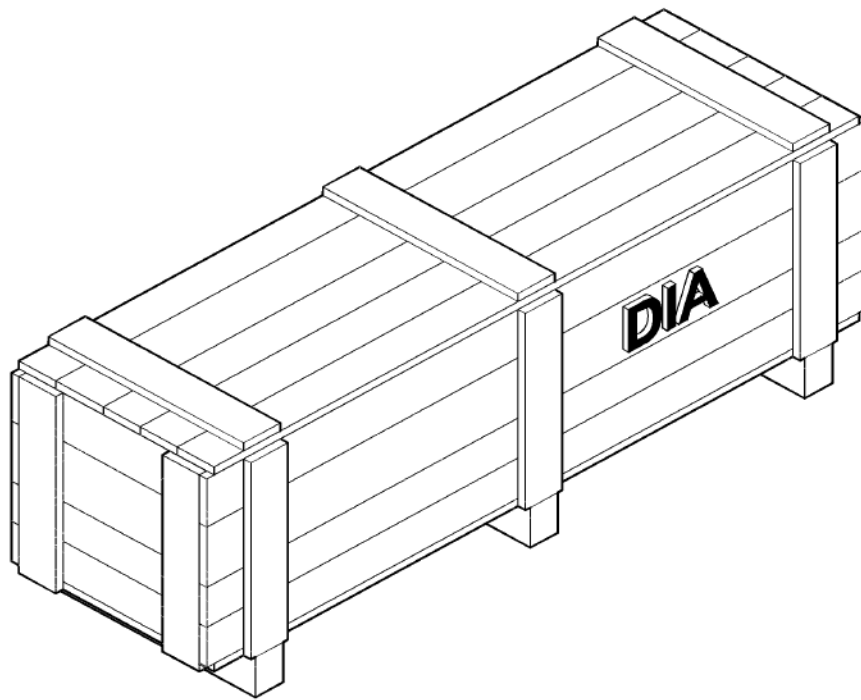
88.100.31

01

p1

10/201
3

DIA KIT: 2200-AF CONVERSION 12 ROW- NORTH AMERICA ONLY



88.100.31

01

p1

10/201
3**DIA KIT: 2200-AF CONVERSION 12 ROW- NORTH AMERICA ONLY**

REF FN	PART NUMBER	YR/SN	QTY DESCRIPTION
1	87041425		1 KIT 2200 AF Conversion To 12 Row, North America Only Incl 2 - 38
2	87041426		1 CONVERSION PACKAGE
3	86980795		2 PTO SHAFT
4	87024803		2 DRIVING SPROCKET
5	87000840		2 CHAIN
6	87033816		1 CLIP
7	86622548		1 SPACER
8	86553411		1 SPACER
9	9706693		1 BOLT Hex, M12 x 1.75 x 60mm, CI 8.8
10	100038		1 NUT M12 x 1.75, CI 8
11	86511324		2 WASHER M12 x 24 x 2.5
12	87026147		1 SPRING
13	86900194		2 BOLT Hex, M12 x 115mm, CI 10.9
14	86837468		2 SPACER
15	9706685		2 NUT M12, CI 8
16	140046		2 BELLEVILLE WASHER Belleville, M12
17	143479		4 WASHER 19/32" x 1 1/4" x .135" Thk, HT
18	84435009		1 COUPLING
19	322358		4 BELLEVILLE WASHER M8
20	9706690		4 NUT Hex, M8, 1.25mm Pitch, 6.80mm High, CI 8, ZND
21	76344		2 ELBOW -06, 90°, 9/16"-18, Male, 37° Fl x 9/16"-18, Male Adj, ORB
22	86512138		4 HEX SOC SCREW M8 x 20mm, CI 12.9, Full Thd
23	86596730		2 ADAPTER
24	86604445		2 HOSE
25	86632268		1 BRACKET
26	86632270		1 BRACKET
27	87030040		2 SELF-TAP SCREW Hex Wash Hd, 3/8" x 3/4"
28	86616339		2 POTENTIOMETER

7230 8230 9230

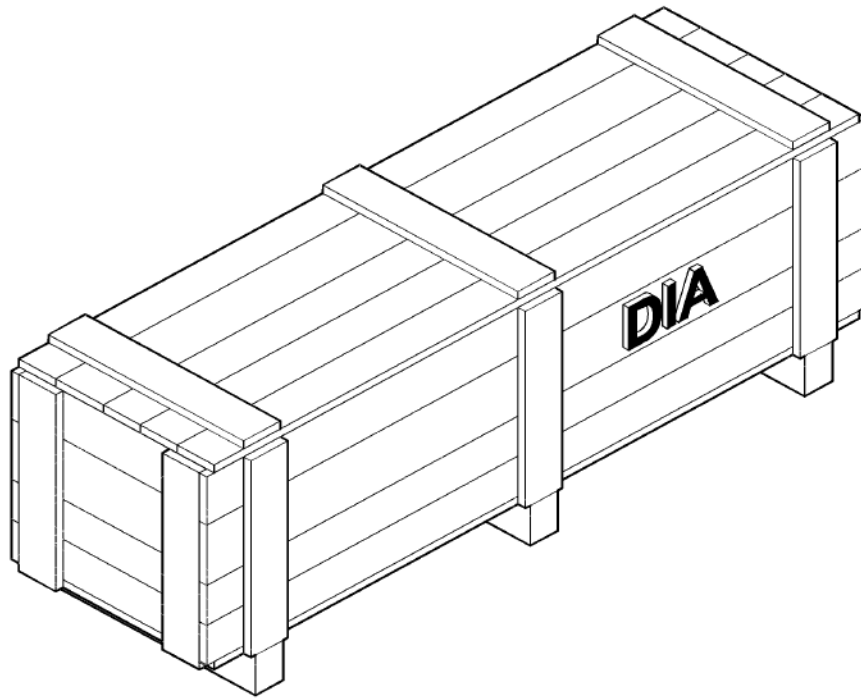
88.100.31

01

p2

10/201
3

DIA KIT: 2200-AF CONVERSION 12 ROW- NORTH AMERICA ONLY



88.100.31

01

p2

10/201
3

DIA KIT: 2200-AF CONVERSION 12 ROW- NORTH AMERICA ONLY

REF FN	PART NUMBER	YR/SN	QTY DESCRIPTION
29	86978862		1 WIRE HARNESS
30	86606228		1 COVER
31	120098		4 BOLT Hex, M5 x 20, 8.8, Full Thd
32	322356		4 BELLEVILLE WASHER M5.1 x 12 x 1.85, HDN
33	84037188		1 O-RING 34.2mm ID x 3mm Width
34	86508813		4 NUT M5, CI 8
35	87016747		2 BRACKET
36	9780090		2 CARRIAGE BOLT Sq Nk, M10 x 1.5 x 125mm, CI 8.8
37	140045		2 BELLEVILLE WASHER M10
38	100037		2 NUT M10 x 1.5, CI 8, Prev Torque
			7230 8230 9230

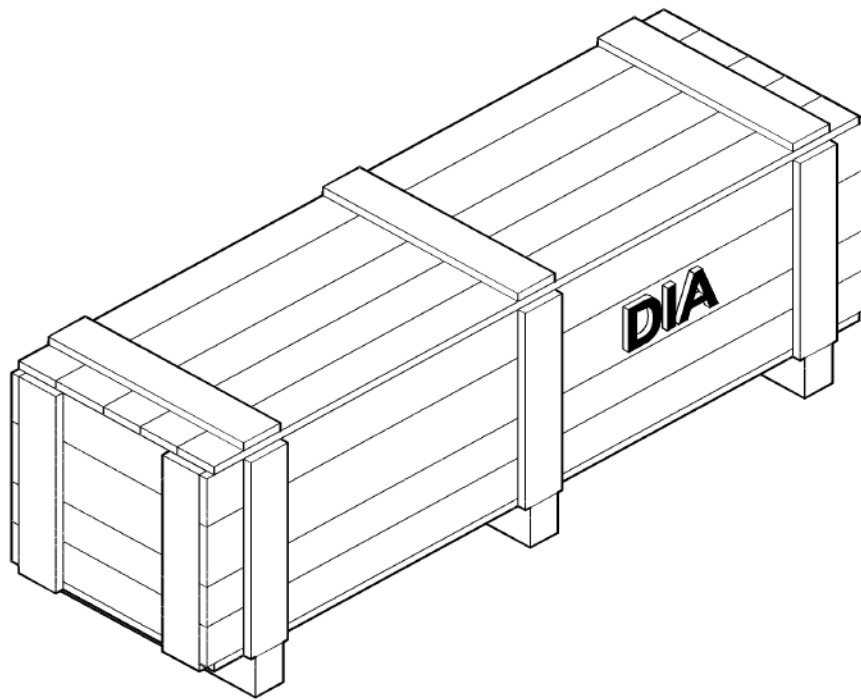
88.100.31

02

p1

10/201
3

DIA KIT: 2200-AF CONVERSION 8 ROW- NORTH AMERICA ONLY



88.100.31

02

p1

10/201
3**DIA KIT: 2200-AF CONVERSION 8 ROW- NORTH AMERICA ONLY**

REF FN	PART NUMBER	YR/SN	QTY DESCRIPTION
1	87041928		1 KIT 2200 AF Coverion 8 Row-- North America Only Incl 2 - 38
2	87041426		1 CONVERSION PACKAGE
3	86980795		2 PTO SHAFT
4	87024802		2 DRIVING SPROCKET
5	{87000841}		2
6	87033816		1 CLIP
7	86622548		1 SPACER
8	86553411		1 SPACER
9	9706693		1 BOLT Hex, M12 x 1.75 x 60mm, CI 8.8
10	100038		1 NUT M12 x 1.75, CI 8
11	86511324		2 WASHER M12 x 24 x 2.5
12	87026147		1 SPRING
13	86900194		2 BOLT Hex, M12 x 115mm, CI 10.9
14	86837468		2 SPACER
15	9706685		2 NUT M12, CI 8
16	140046		2 BELLEVILLE WASHER Belleville, M12
17	143479		4 WASHER 19/32" x 1 1/4" x .135" Thk, HT
18	84435009		1 COUPLING
19	322358		4 BELLEVILLE WASHER M8
20	9706690		4 NUT Hex, M8, 1.25mm Pitch, 6.80mm High, CI 8, ZND
21	76344		2 ELBOW -06, 90°, 9/16"-18, Male, 37° Fl x 9/16"-18, Male Adj, ORB
22	86512138		4 HEX SOC SCREW M8 x 20mm, CI 12.9, Full Thd
23	86596730		2 ADAPTER
24	86604445		2 HOSE
25	86632268		1 BRACKET
26	86632270		1 BRACKET
27	87030040		2 SELF-TAP SCREW Hex Wash Hd, 3/8" x 3/4"
28	86616339		2 POTENTIOMETER

7230 8230 9230

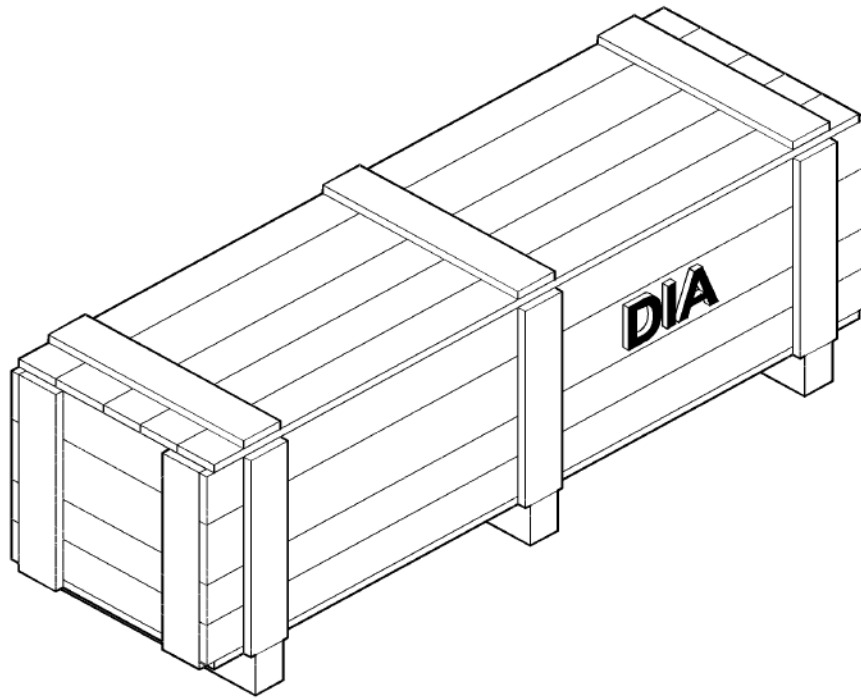
88.100.31

02

p2

10/201
3

DIA KIT: 2200-AF CONVERSION 8 ROW- NORTH AMERICA ONLY



88.100.31

02

p2

10/201
3**DIA KIT: 2200-AF CONVERSION 8 ROW- NORTH AMERICA ONLY**

REF FN	PART NUMBER	YR/SN	QTY DESCRIPTION
29	86978862		1 WIRE HARNESS
30	86606228		1 COVER
31	120098		4 BOLT Hex, M5 x 20, 8.8, Full Thd
32	322356		4 BELLEVILLE WASHER M5.1 x 12 x 1.85, HDN
33	84037188		1 O-RING 34.2mm ID x 3mm Width
34	86508813		4 NUT M5, CI 8
36	9780090		2 CARRIAGE BOLT Sq Nk, M10 x 1.5 x 125mm, CI 8.8
37	140045		2 BELLEVILLE WASHER M10
38	100037		2 NUT M10 x 1.5, CI 8, Prev Torque
			7230 8230 9230

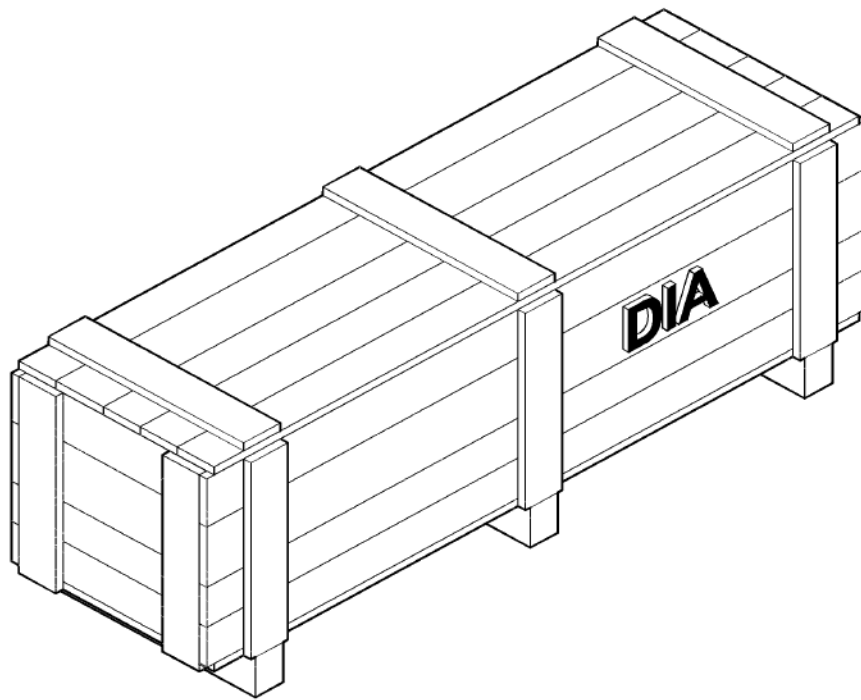
88.100.39

01

p1

10/201
3

DIA KIT: HITCH ASSYS

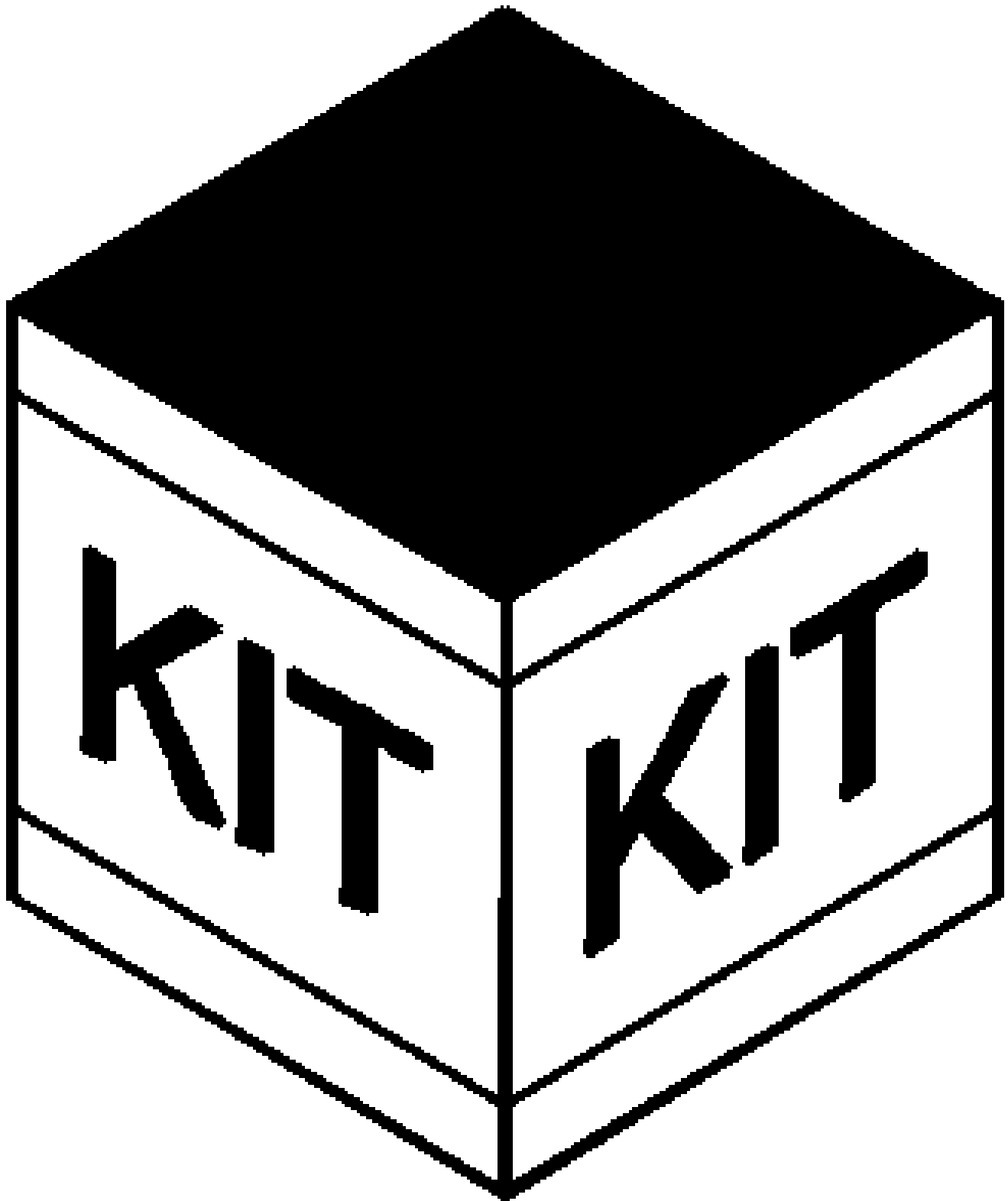


DIA KIT: HITCH ASSYS

REF FN	PART NUMBER	YR/SN	QTY DESCRIPTION
	84527753		1 SERVICE KIT DIA, Hitch Assy, Fixed, North America/ANZ Only, See Page 39.110.02
	84527810		1 SERVICE KIT DIA, Hitch Assy, Auto Rotating, Standard, EU And ANZ Only, See Page 39.110.02
	84527811		1 SERVICE KIT DIA, Hitch Assy, Auto Rotating, Wide Angle, ANZ Only, See Page 39.110.02
	84528210		1 SERVICE KIT DIA, Hitch Assy, Fixed, EU And ANZ Only, See Page 39.110.02

7230 8230 9230

DIA, HARVEST KIT, FRAME REINFORCEMENT



88.100.39

02

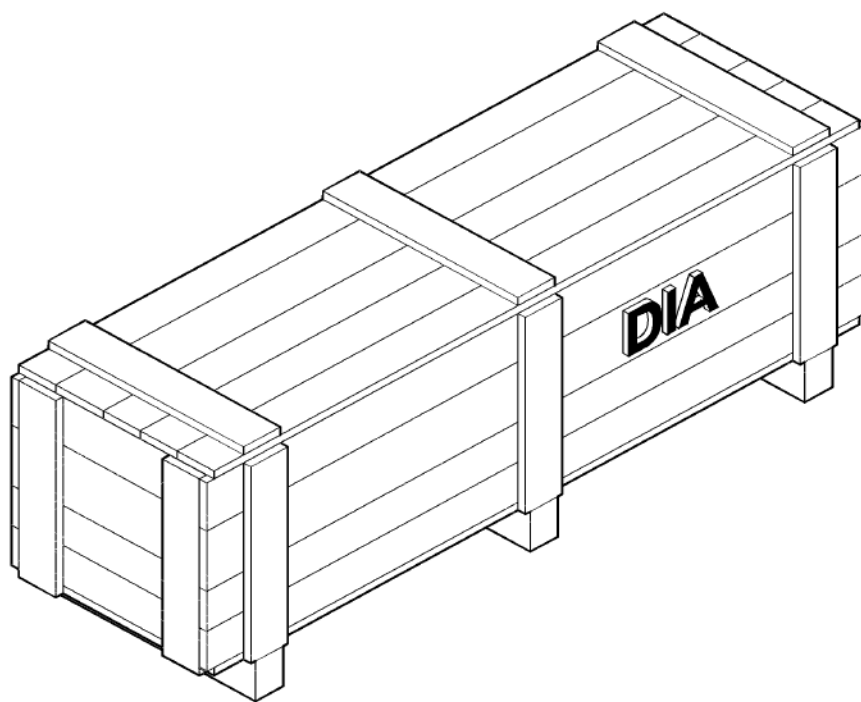
p1

10/201
3

DIA, HARVEST KIT, FRAME REINFORCEMENT

REF FN	PART NUMBER	YR/SN	QTY DESCRIPTION
1	84232053		1 INSTRUCTION
2	84232039		2 PLATE
3	84232038		2 PLATE
4	84253297		2 PLATE Use For Wide Frame Application
5	84253298		2 PLATE Use For Narrow Frame Application
6	84232040		2 PLATE
			7230 8230 9230

DIA KIT: GUIDANCE READY/ EZ GUIDE



88.100.41

01

p1

10/201
3

DIA KIT: GUIDANCE READY/ EZ GUIDE

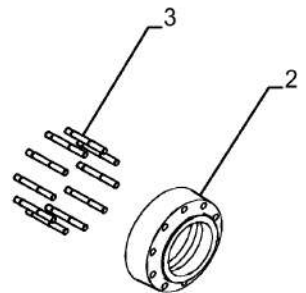
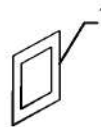
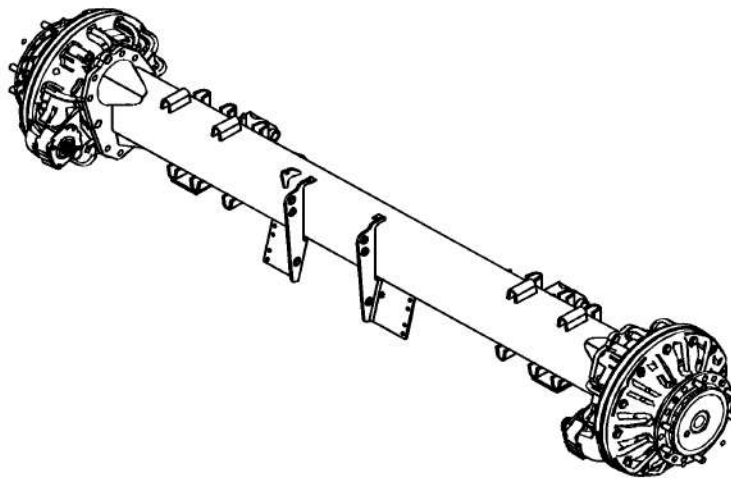
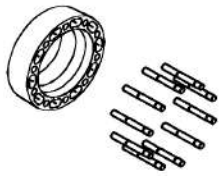
REF FN	PART NUMBER	YR/SN	QTY DESCRIPTION
	84335577		1 DIA KIT, HARVESTER Guidance Ready, Incl Hydraulic Valve, Harness, And Steering Cylinder
	87301247		1 KIT DIA, EZ Guide W/ GPS- Motor On Steering Wheel
			7230 8230 9230

88.100.44

p1

10/201
3

DIA KIT: WHEEL SPACERS, 4 INCH



88.100.44

p1

10/201
3

DIA KIT: WHEEL SPACERS, 4 INCH

REF FN	PART NUMBER	YR/SN	QTY DESCRIPTION
	84122259		AR SERVICE KIT DIA, 4 Inch/102mm Spacer Plus Studs Incl 2 - 4
1	84192308		1 INSTRUCTION
2	84989374		2 SPACER
4	84989380		20 STUD M22 x 192

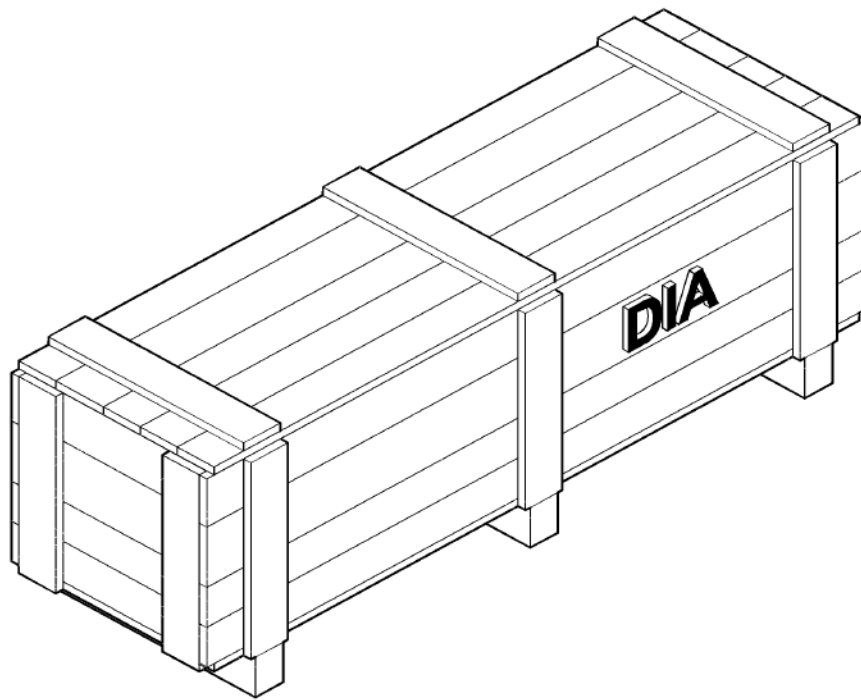
7230 8230 9230

88.100.48

p1

10/201
3

DIA KIT: COMBINE TRACKS, NORTH AMERICA ONLY



88.100.48

p1

10/201
3

DIA KIT: COMBINE TRACKS, NORTH AMERICA ONLY

REF FN	PART NUMBER	YR/SN	QTY DESCRIPTION
	84370818		1 SERVICE KIT DIA, Track Installation: Mounting Hardware, Track Final Drives, Hydraulic Lines/Hoses, 2 Truss Rods, See Page 48.100.02
	84130512		1 SERVICE KIT DIA, Goodyear Tracks, Yoke, And Undercarriage, See Page 48.100.02
	84480203		1 SERVICE KIT DIA, Camoplast Tracks, Yoke, And Undercarriage, See Page 48.100.02
			7230 8230 9230

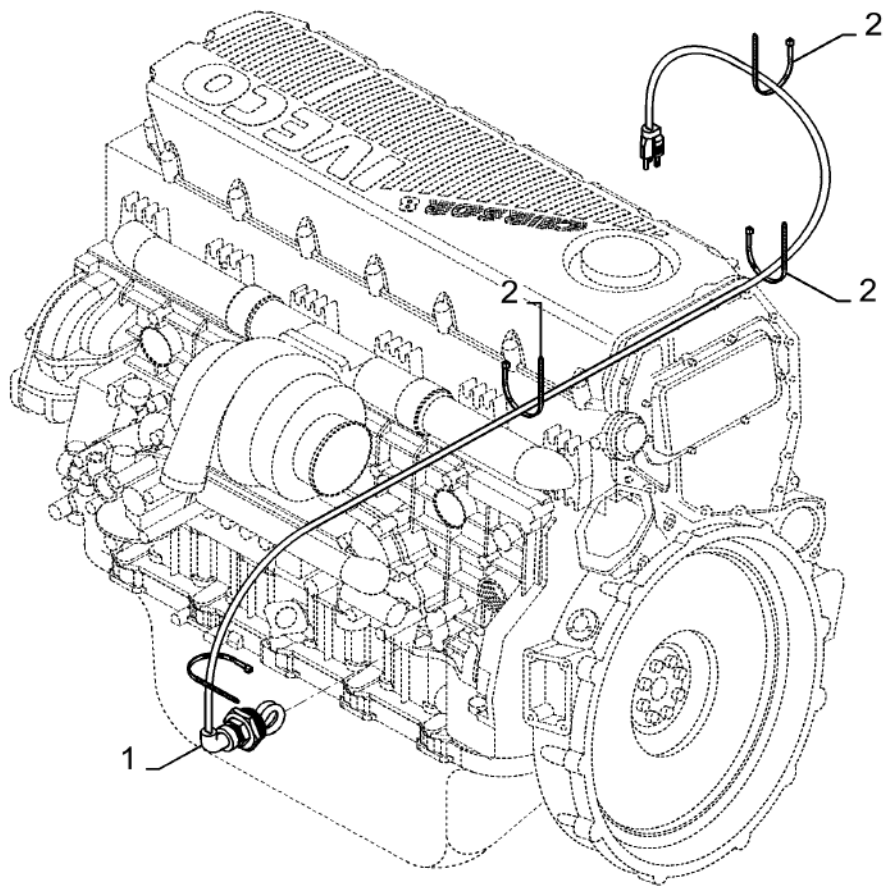
88.100.55

01

p1

10/201
3

DIA KIT: COOLANT HEATER, CURSOR 9, 7230 ONLY



88.100.55

01

p1

10/201
3

DIA KIT: COOLANT HEATER, CURSOR 9, 7230 ONLY

REF FN	PART NUMBER	YR/SN	QTY DESCRIPTION
	84081390		1 DIA KIT, HARVESTER Coolant Heater, Cursor 9, 7230 Only
1	84438887		1 HEATER
2	86566989		4 CABLE TIE M4.75 x 190.5 L

7230 8230 9230

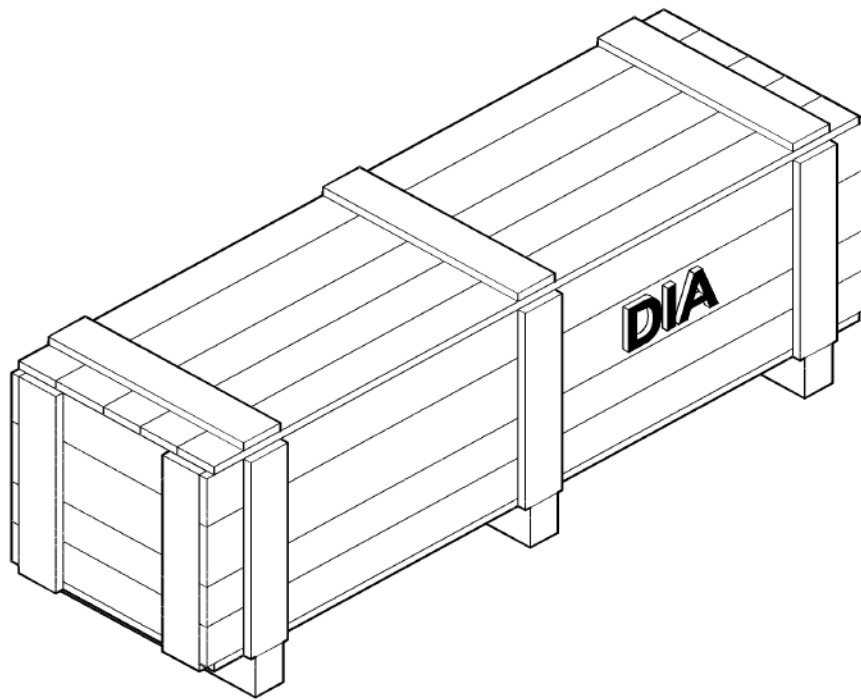
88.100.55

02

p1

10/201
3

DIA KIT: 6 HID ROOF LIGHTS



88.100.55

02

p1

10/201
3**DIA KIT: 6 HID ROOF LIGHTS**

REF FN	PART NUMBER	YR/SN	QTY DESCRIPTION
1	84137748		1 DIA KIT, HARVESTER 6 Roof Mounted HID Lights Incl 2 - 10
2	84137743		1 INSTRUCTION
3	87735805		4 HEADLAMP
4	84137822		2 HEADLAMP
5	87722022		6 BALLAST
6	87722021		6 WIRE HARNESS
7	87486062		2 SUPPORT ASSY.
8	86511042		18 SCREW Pan, M4 x 0.5 x 16mm
9	9824840		18 WASHER 4.30mm ID x 9mm OD x 0.80mm
10	100012		12 NUT M4, CI 8

7230 8230 9230

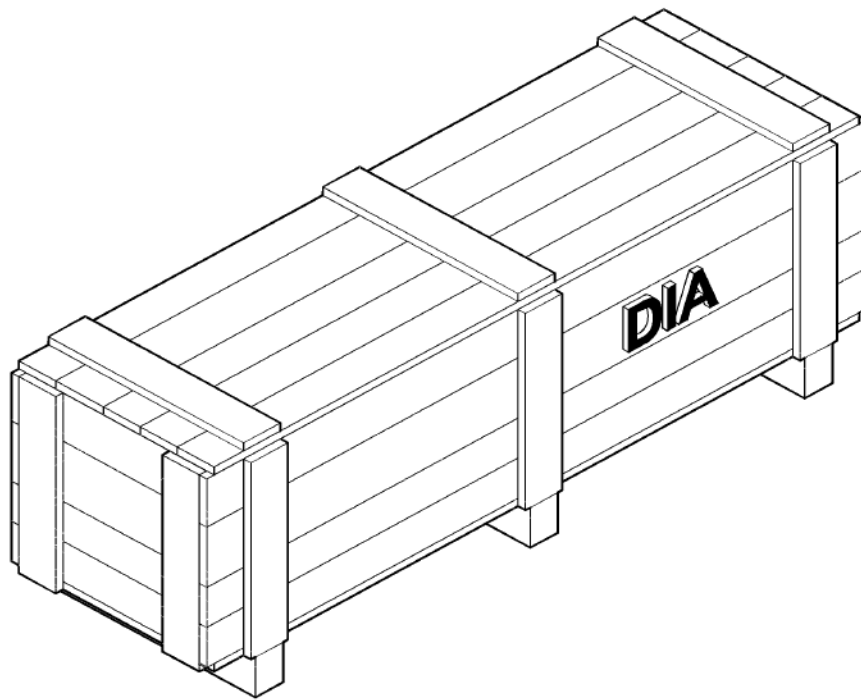
88.100.55

03

p1

10/201
3

DIA KIT: COOLANT HEATER, CURSOR 10/13, 8230/9230 ONLY



88.100.55

03

p1

10/201
3

DIA KIT: COOLANT HEATER, CURSOR 10/13, 8230/9230 ONLY

REF FN	PART NUMBER	YR/SN	QTY DESCRIPTION
1	84081496		1 DIA KIT, HARVESTER Coolant Heater, Cursor 10 And Cursor 13, 8230/9230 Only
2	84438888		1 HEATER
3	86566989		4 CABLE TIE M4.75 x 190.5 L

7230 8230 9230

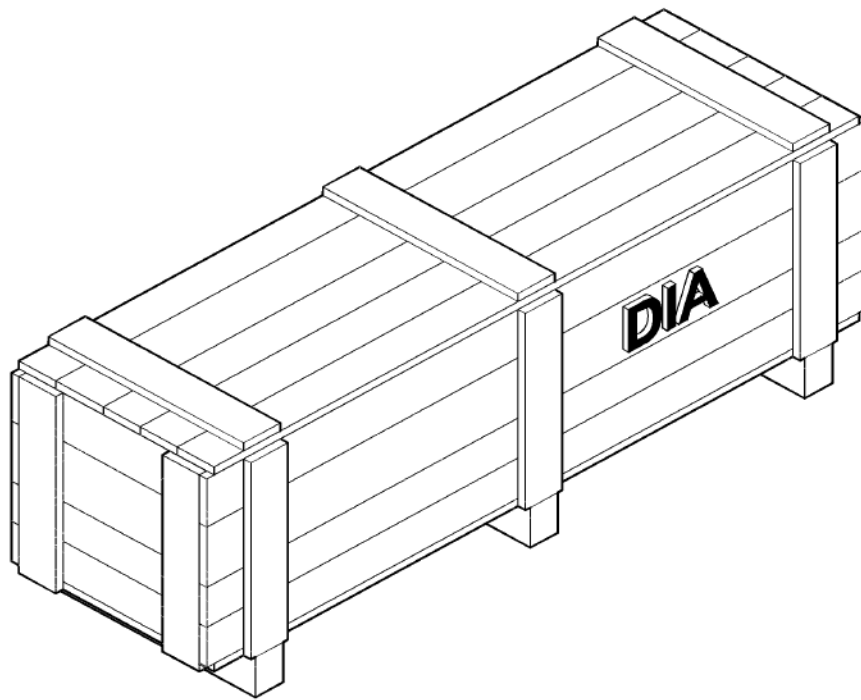
88.100.55

04

p1

10/201
3

DIA KIT: WORK LAMP (STANDARD 12V LIGHTER PLUG END)



88.100.55

04

p1

10/201
3

DIA KIT: WORK LAMP (STANDARD 12V LIGHTER PLUG END)

REF FN	PART NUMBER	YR/SN	QTY DESCRIPTION
	84081054		1 ADD. ERRANT LIGHT Kit, Work Lamp, Additional Light, See Page 55.404.21

7230 8230 9230

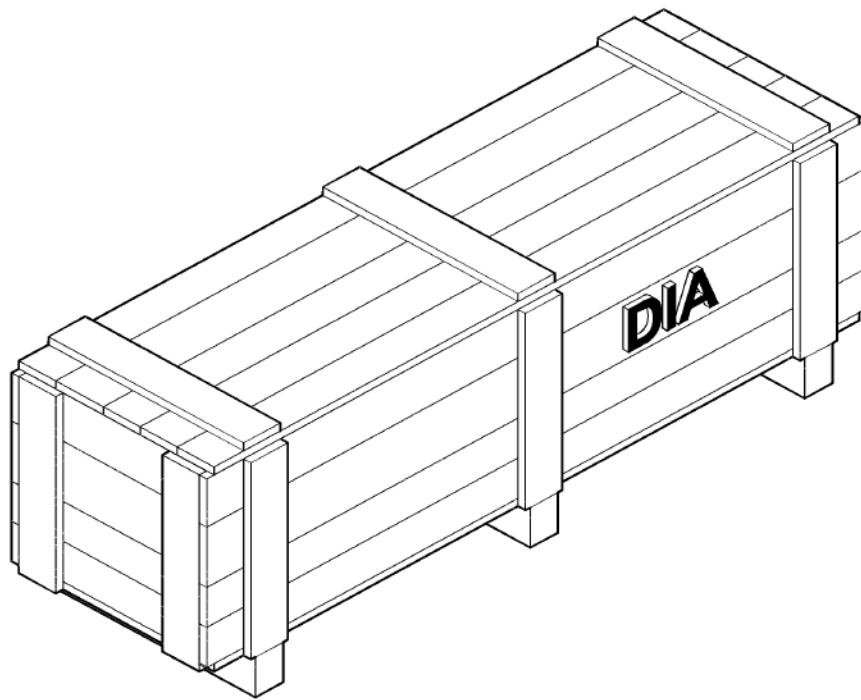
88.100.55

05

p1

10/201
3

DIA KIT: LIGHT KIT, ROOF 2 HID



88.100.55

05

p1

10/201
3

DIA KIT: LIGHT KIT, ROOF 2 HID

REF FN	PART NUMBER	YR/SN	QTY DESCRIPTION
1	84084476		1 DIA KIT, HARVESTER Light Kit,2 Roof mounted HID Lights Incl 2 - 7
2	87283346		1 INSTRUCTION
3	87106306		2 BALLAST
4	87108021		2 WIRE HARNESS
5	87283214		2 HEADLAMP
6	335872		6 WASHER M4 x 15 x 2 Thk
7	86511042		6 SCREW Pan, M4 x 0.5 x 16mm

7230 8230 9230

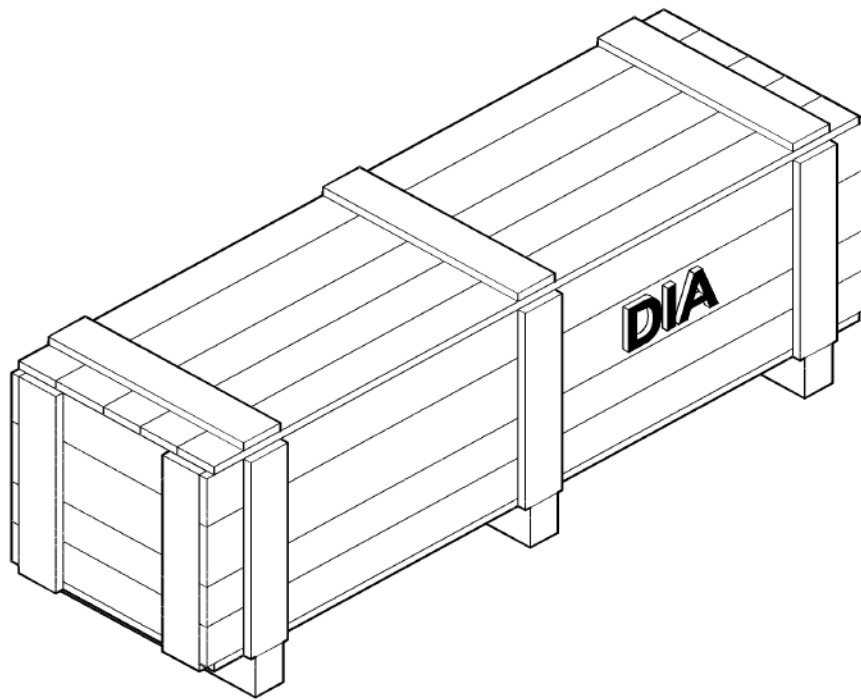
88.100.55

06

p1

10/201
3

DIA KIT: HID DISTANCE LIGHT, MIRROR MOUNTED



88.100.55

06

p1

10/201
3

DIA KIT: HID DISTANCE LIGHT, MIRROR MOUNTED

REF FN	PART NUMBER	YR/SN	QTY DESCRIPTION
1	87726717		1 DIA KIT, HARVESTER HID Distance Light, Mirror Mounted Incl 2 - 13
2	87756643		1 INSTRUCTION
3	87756382		1 BRACKET
4	124095A1		1 LIGHT SWITCH HID
5	814-8060		2 BOLT Hex, M8 x 1.25 x 60mm, CI 8.8
6	825-5148		2 SERRATED NUT M8, Flg Ser
7	87746238		1 LIGHT ASSY.
8	87756315		1 BRACKET
9	86637996		2 CLAMP 1 1/8", Insul, 3/8" Bolt
10	87497442		1 WIRE HARNESS
11	86624176		4 WASHER M10 x 20 x 2
12	{43139}		2
13	86500689		2 NUT M10, CI 10
			7230 8230 9230

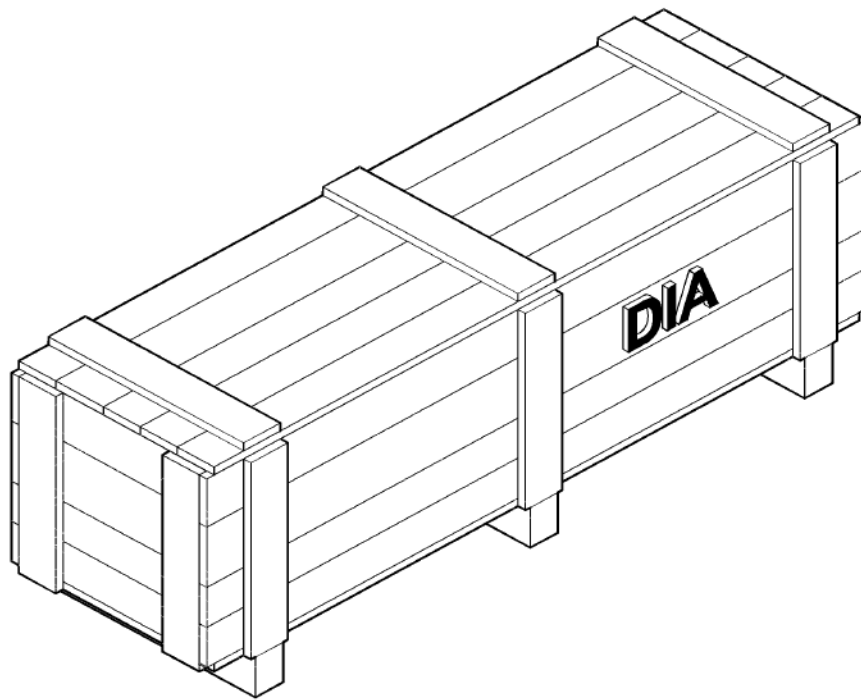
88.100.55

07

p1

10/201
3

DIA KIT: CAN YIELD/MOISTURE



88.100.55

07

p1

10/201
3**DIA KIT: CAN YIELD/MOISTURE**

REF FN	PART NUMBER	YR/SN	QTY DESCRIPTION
1	87712022		1 DIA KIT, HARVESTER Can Yield/Moisture, Bypass of Moisture Sensor, Yield Sensor And harness Incl 2 - 18
2	87717836		1 INSTRUCTION
3	87387778		1 SENSOR
4	9706690		4 NUT Hex, M8, 1.25mm Pitch, 6.80mm High, CI 8, ZND
5	322358		4 BELLEVILLE WASHER M8
6	120104		4 BOLT Hex, M8 x 1.25 x 20mm, CI 8.8, Full Thd
7	84295603		1 SENSOR
8	84322404		1 MODULE
9	103258		1 GROMMET 5/8" ID x 7/8" Groove Dia
10	87035867		1 GROMMET 5/8" ID x 1 1/4" Groove Dia
11	87634523		1 WIRE HARNESS
12	86590413		2 BASE
13	86566989		6 CABLE TIE M4.75 x 190.5 L
14	14642091		2 RIVET
15	86625263		4 WASHER M8 x 20 x 1.6
16	412649		5 BELLEVILLE WASHER Belleville, M6
17	9706755		5 NUT M6, CI 8
18	445394		1 RIVET Pop, M4.8 x 12.7

7230 8230 9230

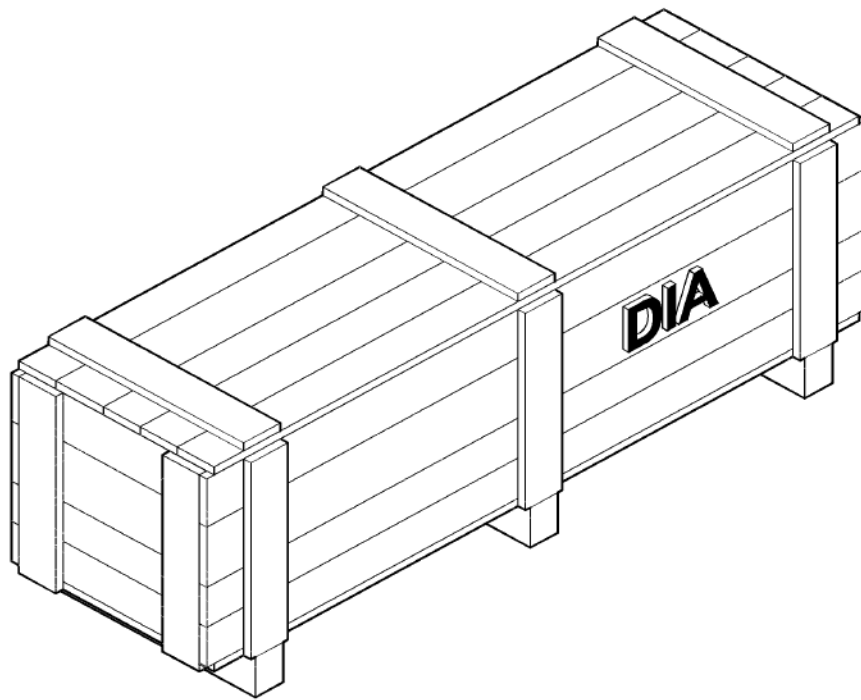
88.100.55

08

p1

10/201
3

DIA KIT: FRED 2/ PRO 700 DISPLAY MOUNT



88.100.55

08

p1

10/201
3

DIA KIT: FRED 2/ PRO 700 DISPLAY MOUNT

REF FN	PART NUMBER	YR/SN	QTY DESCRIPTION
1	84531089		1 SERVICE KIT DIA, Display Mount For Pro 700/ Fred 2 MY12 T4 And Prior Models, Incl 2 - 3
2	84531113		1 OPERATOR MANUAL
3	{84533112}		1

7230 8230 9230

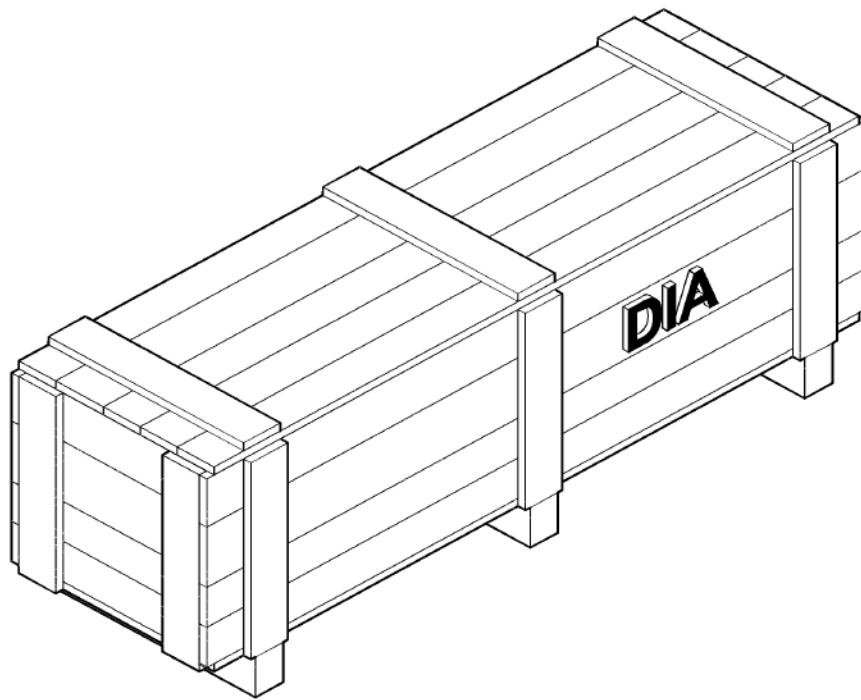
88.100.55

09

p1

10/201
3

DIA KIT: AFS162/AFS262/GPS



DIA KIT: AFS162/AFS262/GPS

REF FN	PART NUMBER	YR/SN	QTY DESCRIPTION
	84150838		1 ANTENNA DIA Kit, AFS 162, Includes GPS Remote Software, See Page 55.440.12
	87369143		1 KIT DIA, AFS GPS Receiver W/ HP/XP, 262 Receiver HP/XP Unlock W/ Base, See Page 55.440.12
	87595761		1 KIT DIA, GPS Receiver, 262 W/ WAAS/EGNOS Plus Software, See Page 55.440.12
	87518983		1 CONTROLLER DIA, Receiver Bracket, Wire Harness MY07 EXT

7230 8230 9230

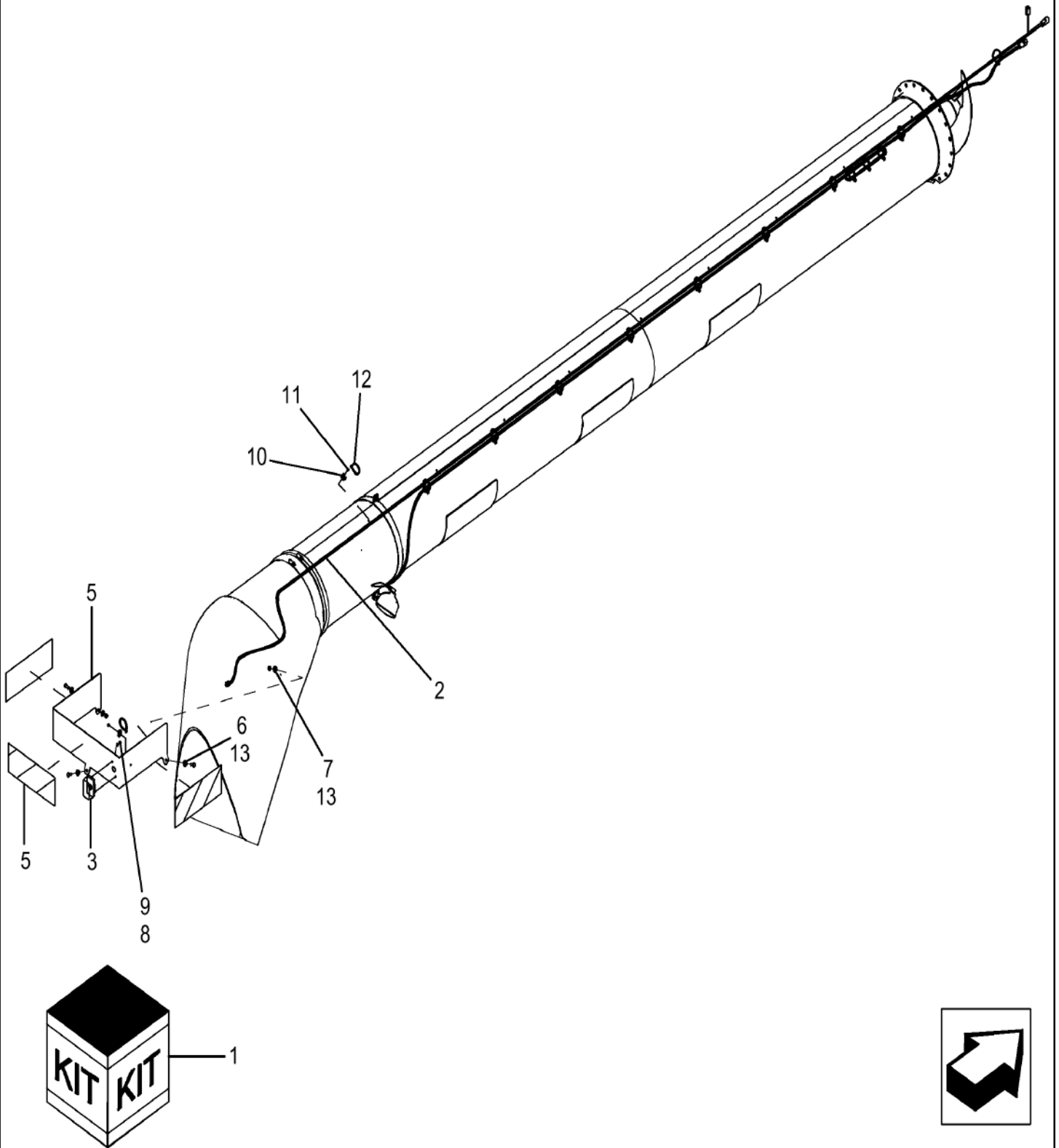
88.100.55

10

p1

10/201
3

DIA KIT: SIGNAL PLATE FOR UNLOADING TUBE, EU ONLY



88.100.55

10

p1

10/201
3**DIA KIT: SIGNAL PLATE FOR UNLOADING TUBE, EU ONLY**

REF FN	PART NUMBER	YR/SN	QTY DESCRIPTION
1	84221191		1 UNLOADING TUBE DIA, Unloading Tube, EU Signal Plate Ref 2-13
2	86610718		1 WIRE HARNESS
3	84429842		1 LAMP
4	84441358		3 DECAL
5	84221190		1 BRACKET, SUPPORTING
6	120104		3 BOLT Hex, M8 x 1.25 x 20mm, CI 8.8, Full Thd
7	86629542		3 NUT M8 x 1.25, CI 8
8	9824326		2 WASHER M5 x 10 x 1 Thk
9	43440		2 LOCK NUT M5 x .8, CI 8
10	86590413		2 BASE
11	325911		2 RIVET Pop, M4.8 x 7.4
12	86566989		2 CABLE TIE M4.75 x 190.5 L
13	378243		6 WASHER M8

7230 8230 9230

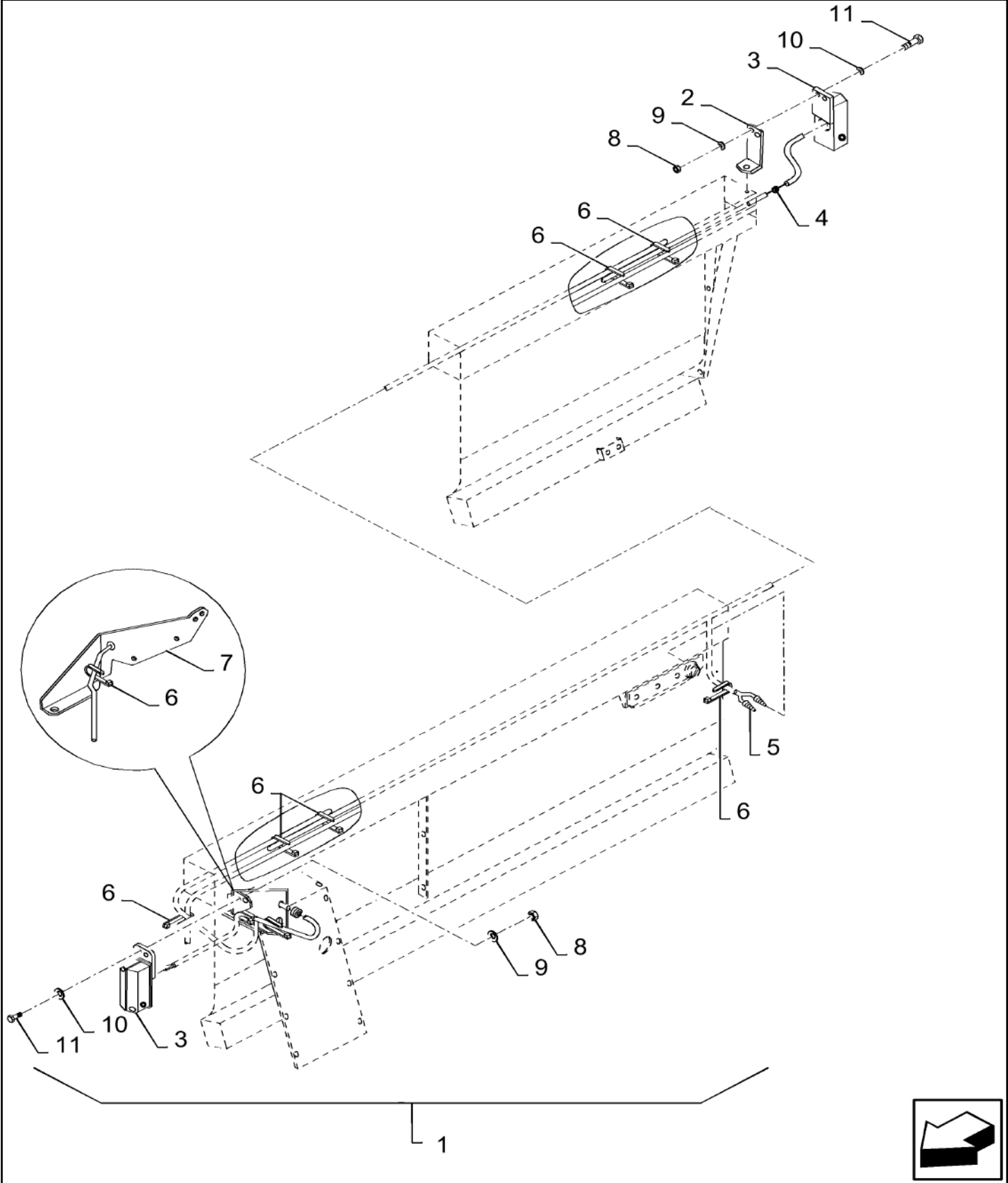
88.100.55

11

p1

10/201
3

DIA KIT: GRAIN HEADER ILLUMINATION, EU ONLY



88.100.55

11

p1

10/201
3

DIA KIT: GRAIN HEADER ILLUMINATION, EU ONLY

REF FN	PART NUMBER	YR/SN	QTY DESCRIPTION
1	84050562		1 DIA KIT, HARVESTER Grain Header Illumination, EU Only Incl 2 - 11
2	84077733		1 BRACKET
3	449531		2 LAMP
4	335315		2 GROMMET
5	84432334		1 WIRE HARNESS Grain Head Illumination
6	86566989		9 CABLE TIE M4.75 x 190.5 L
7	84432804		1 SUPPORT
8	353308		4 NUT M6 x 1, CI 8
9	322357		4 BELLEVILLE WASHER M6
10	140015		4 WASHER M6
11	120100		4 BOLT Hex, M6 x 1 x 20mm, CI 8.8

7230 8230 9230

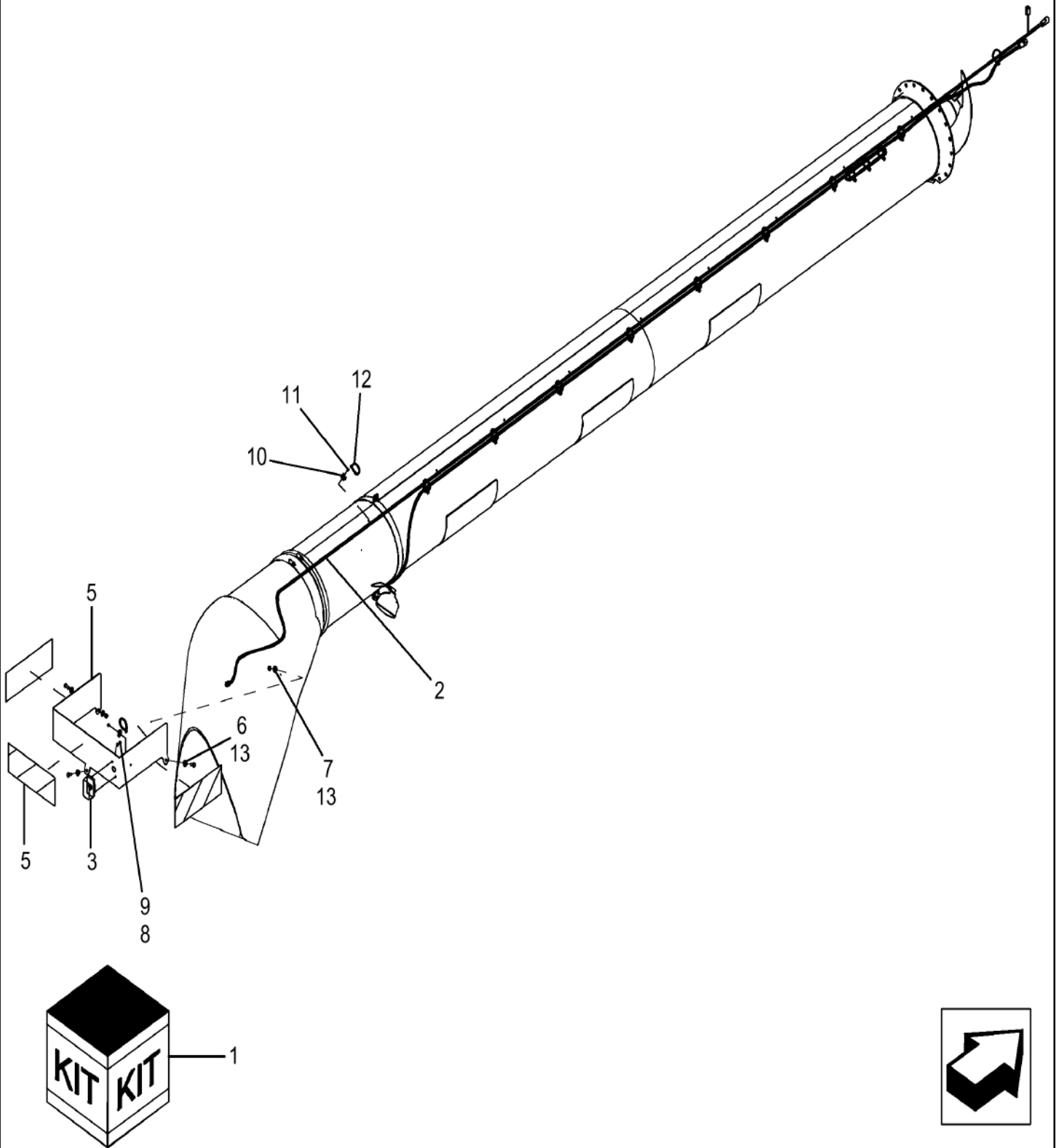
88.100.55

12

p1

10/201
3

DIA KIT: SIGNAL PLATE FOR UNLOADING TUBE, EU ONLY



88.100.55

12

p1

10/201
3**DIA KIT: SIGNAL PLATE FOR UNLOADING TUBE, EU ONLY**

REF FN	PART NUMBER	YR/SN	QTY DESCRIPTION
1	84221191		1 UNLOADING TUBE DIA, Unloading Tube, EU Signal Plate Ref 2-13
2	86610718		1 WIRE HARNESS
3	84429842		1 LAMP
4	84441358		3 DECAL
5	84221190		1 BRACKET, SUPPORTING
6	120104		3 BOLT Hex, M8 x 1.25 x 20mm, CI 8.8, Full Thd
7	86629542		3 NUT M8 x 1.25, CI 8
8	9824326		2 WASHER M5 x 10 x 1 Thk
9	43440		2 LOCK NUT M5 x .8, CI 8
10	86590413		2 BASE
11	325911		2 RIVET Pop, M4.8 x 7.4
12	86566989		2 CABLE TIE M4.75 x 190.5 L
13	378243		6 WASHER M8

7230 8230 9230

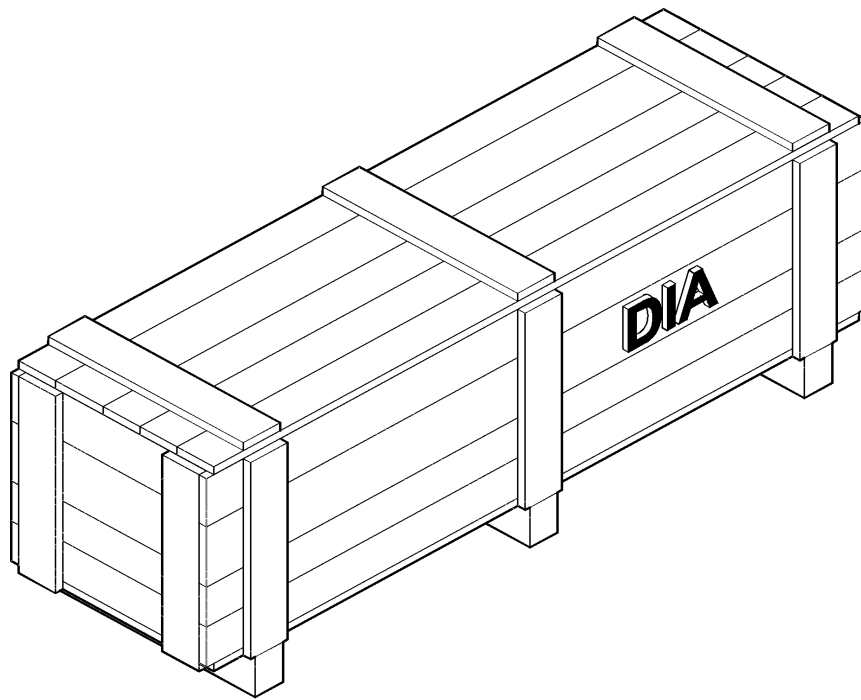
88.100.55

13

p1

10/201
3

DIA KIT: HARD THRESH



88.100.55

13

p1

10/201
3

DIA KIT: HARD THRESH

REF FN PART NUMBER

YR/SN

QTY DESCRIPTION

84293304

1 SERVICE KIT 1 left And 1 Right Concave Module
W/ Covers And 2 Cage Covers (See Page
66.105.28)

7230 8230 9230

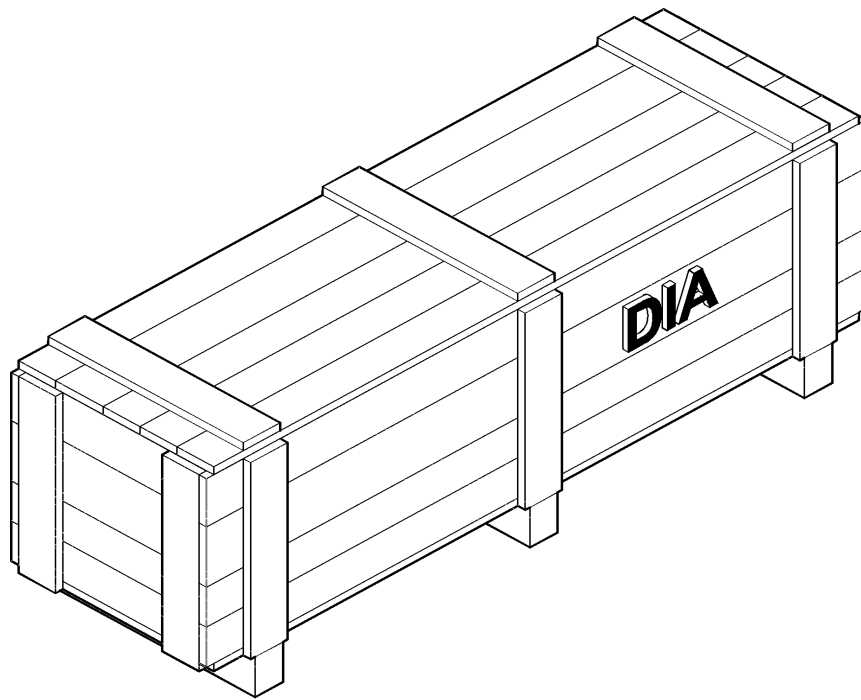
88.100.55

14

p1

10/201
3

DIA KIT: ROTOR AUGER/ROTOR WEAR BARS



88.100.55

14

p1

10/201
3

DIA KIT: ROTOR AUGER/ROTOR WEAR BARS

REF FN	PART NUMBER	YR/SN	QTY DESCRIPTION
	87715003		1 SERVICE KIT Set Of 2 Bolt on Rotor Infeed Flightings Plus Wear Bar Kit 87376702 (See Page 66.330.17)
	87376702		1 KIT Set of 2 Wear Plates For The Rotor Infeed Flighting (See Page 66.330.17)
			7230 8230 9230

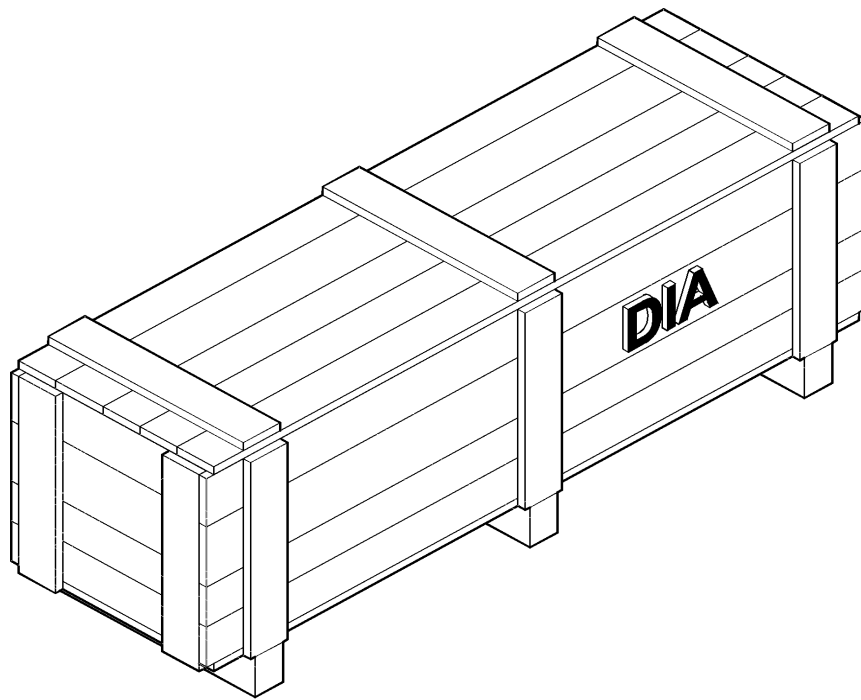
88.100.55

15

p1

10/201
3

DIA KIT: BEATER COVER



88.100.55

15

p1

10/201
3

DIA KIT: BEATER COVER

REF FN PART NUMBER

YR/SN

QTY DESCRIPTION

87587538

1 SERVICE KIT DIA, Beater/Chopper Grate Cover Kit
(See Page 66.350.05)

7230 8230 9230

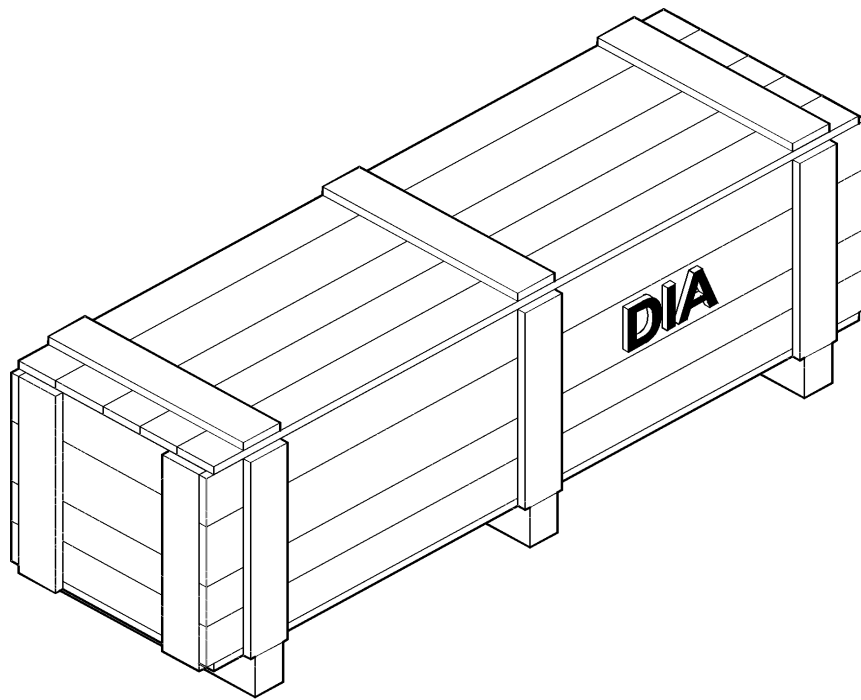
88.100.55

16

p1

10/201
3

DIA KIT: ROTOR CAGE VANES



88.100.55

16

p1

10/201
3

DIA KIT: ROTOR CAGE VANES

REF FN PART NUMBER

YR/SN

QTY DESCRIPTION

84535633

1 SERVICE KIT DIA, Vanes, Full Set Of Rotor Cage Vanes (See Page 66.360.10)

7230 8230 9230

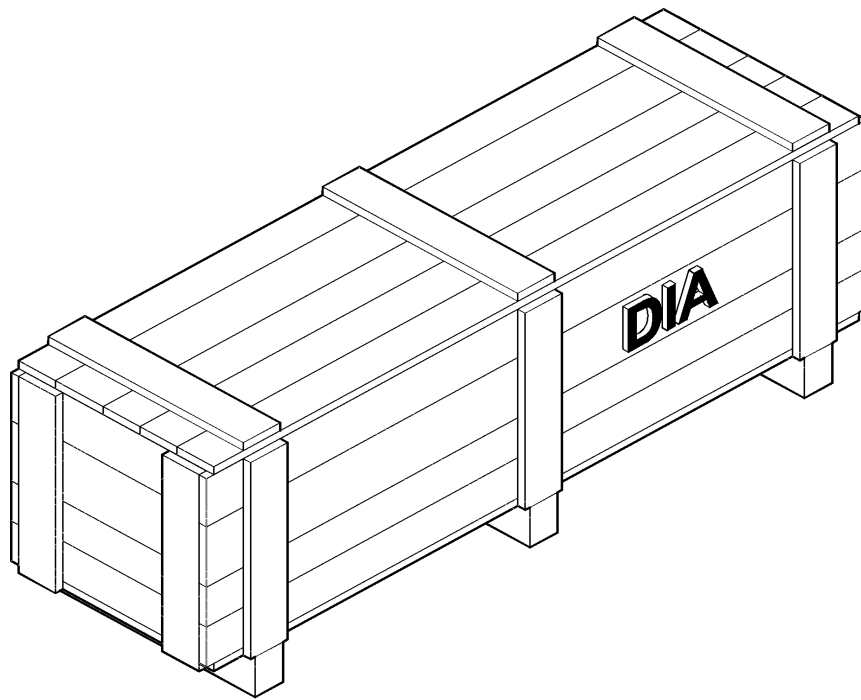
88.100.55

17

p1

10/201
3

DIA KIT: ROTOR CAGE FRONT FILLER PLATES



88.100.55

17

p1

10/201
3

DIA KIT: ROTOR CAGE FRONT FILLER PLATES

REF FN PART NUMBER

YR/SN

QTY DESCRIPTION

87584185

1 SERVICE KIT 1 Left and 1 Right Concave Area
Cage Covers (See Page 66.330.11)

7230 8230 9230

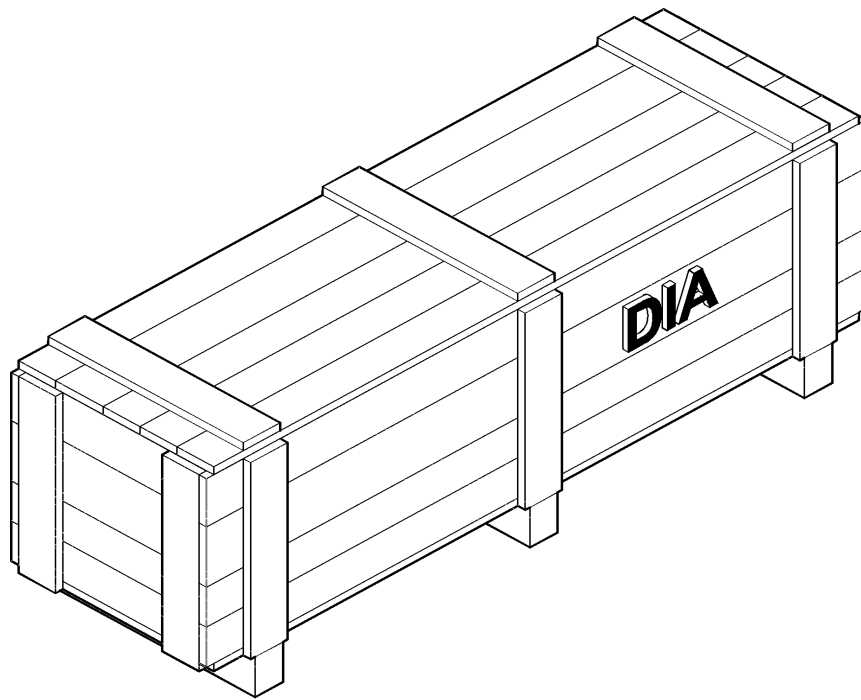
88.100.55

18

p1

10/201
3

DIA KIT: ROTOR CAGE FILLER PLATES



88.100.55

18

p1

10/201
3

DIA KIT: ROTOR CAGE FILLER PLATES

REF FN PART NUMBER

YR/SN

QTY DESCRIPTION

84537148

1 SERVICE KIT DIA, Set Of 3 Left and 3 Right Cage
Cover Plates In Separating Area (See Page
66.360.13)

7230 8230 9230

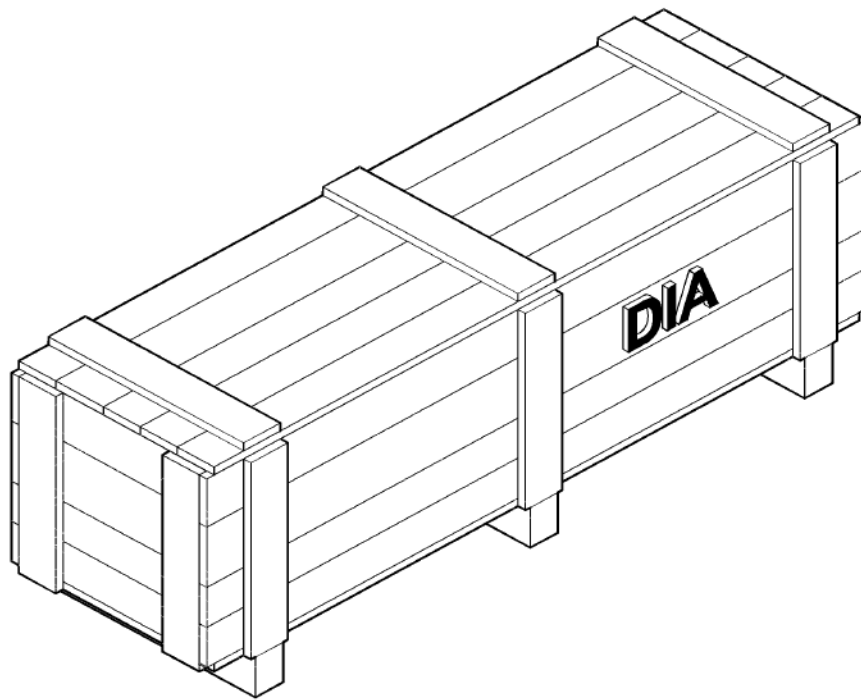
88.100.60

01

p1

10/201
3

DIA KIT: FEEDER, HEAVY DUTY LIFT, EU ONLY



88.100.60

01

p1

10/201
3

DIA KIT: FEEDER, HEAVY DUTY LIFT, EU ONLY

REF FN	PART NUMBER	YR/SN	QTY DESCRIPTION
1	84134532		1 SERVICE KIT DIA, Heavy Duty Lift Cylinders, Reduced Stroke Tilt To Accommodate Short Drive Shafts On Flip Up Heads, EU Only Incl 2 - 11
2	87758714		1 INSTRUCTION
3	87751028		1 DIA KIT, HARVESTER Feeder Heavy Duty Lift, NA/ANZ Only, HD 90MM Feeder Lift Cylinders. DOES NOT Include HD Tilt
4	87752964		1 SERVICE KIT
5	87732739		1 CHANNEL
6	87107921		1 GROMMET
7	84263630		2 LIFT CYLINDER
8	87471285		4 PIN ASSY.
9	87715218		1 PLATE
10	87742368		3 12 PT SCREW M20 x 1.5 x 70mm, Class 10.9
11	87758705		1 CYLINDER
			7230 8230 9230

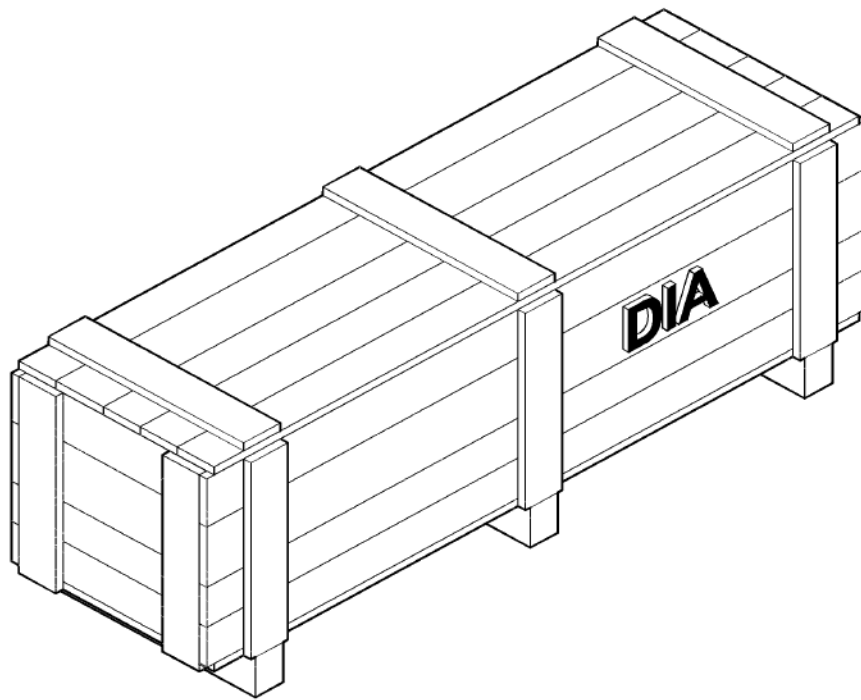
88.100.60

02

p1

10/201
3

DIA KIT: PERFORATED FEEDER FLOOR/ FEEDER CHAIN SPROCKETS



88.100.60

02

p1

10/201
3

DIA KIT: PERFORATED FEEDER FLOOR/ FEEDER CHAIN SPROCKETS

REF FN	PART NUMBER	YR/SN	QTY DESCRIPTION
	84084681		1 DIA KIT, HARVESTER Perforated Feeder Floor, Center Section (See Page 60.110.06)
	84405107		1 SERVICE KIT Sprocket, Rock Trap, Incl Top Shaft W/ Clutch, Stripper Plates, And Seal For Rock Trap Feeders (See Page 60.110.06)
	84414929		1 SERVICE KIT Sprocket, Non- Rock Trap, Incl Top Shaft, Stripper Plates, And Seal For Non- Rock Trap Feeders (See Page 60.110.06)
			7230 8230 9230

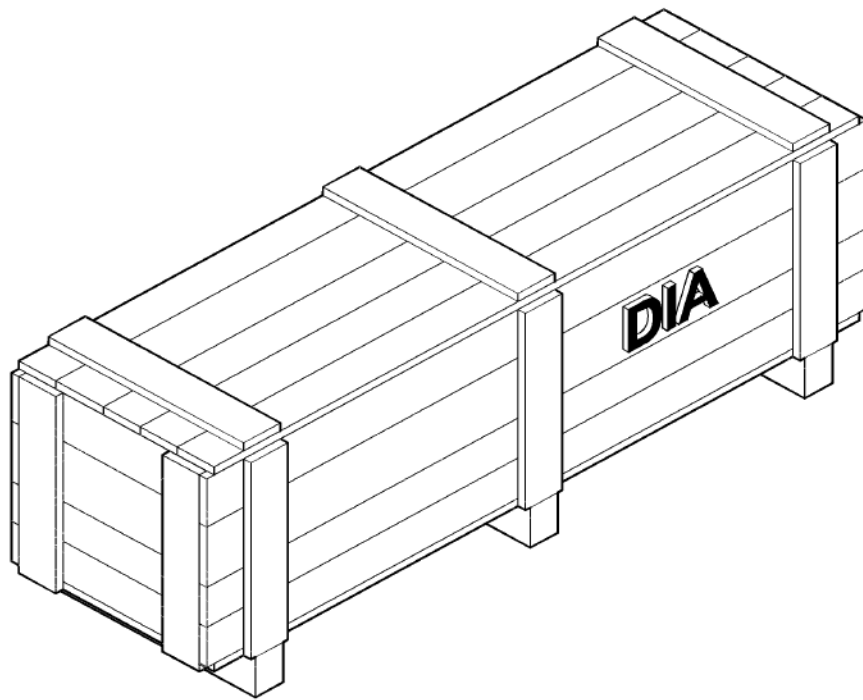
88.100.60

03

p1

10/201
3

DIA KIT: FEEDER, CONVERT TO NON- ROCK TRAP



88.100.60

03

p1

10/201
3

DIA KIT: FEEDER, CONVERT TO NON- ROCK TRAP

REF FN	PART NUMBER	YR/SN	QTY DESCRIPTION
---------------	--------------------	--------------	------------------------

84398277

1 SERVICE KIT Feeder, Convert To Non-Rock Trap
(Gearbox, Chain Extension, Floors, Cover Plates)
See Page 60.110.21

7230 8230 9230

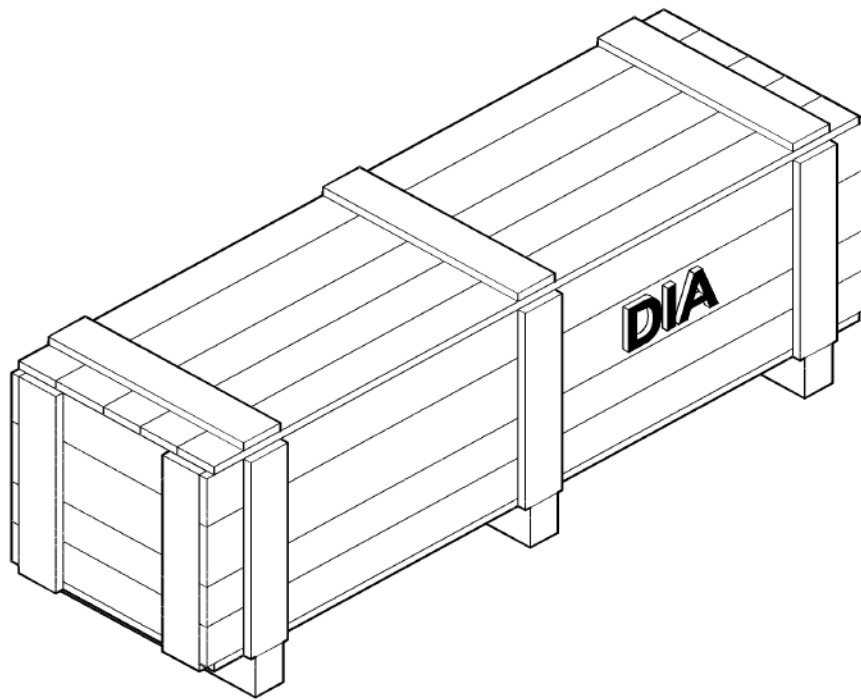
88.100.60

04

p1

10/201
3

DIA KIT: FEEDER, LATERAL TILT KIT, HEAVY DUTY- NORTH AMERICA AND ANZ ONLY



88.100.60

04

p1

10/201
3

DIA KIT: FEEDER, LATERAL TILT KIT, HEAVY DUTY- NORTH AMERICA AND ANZ ONLY

REF FN	PART NUMBER	YR/SN	QTY DESCRIPTION
	87715220		1 DIA KIT, HARVESTER Feeder, Lateral Tilt, Heavy Duty, NA/ANZ Only

7230 8230 9230

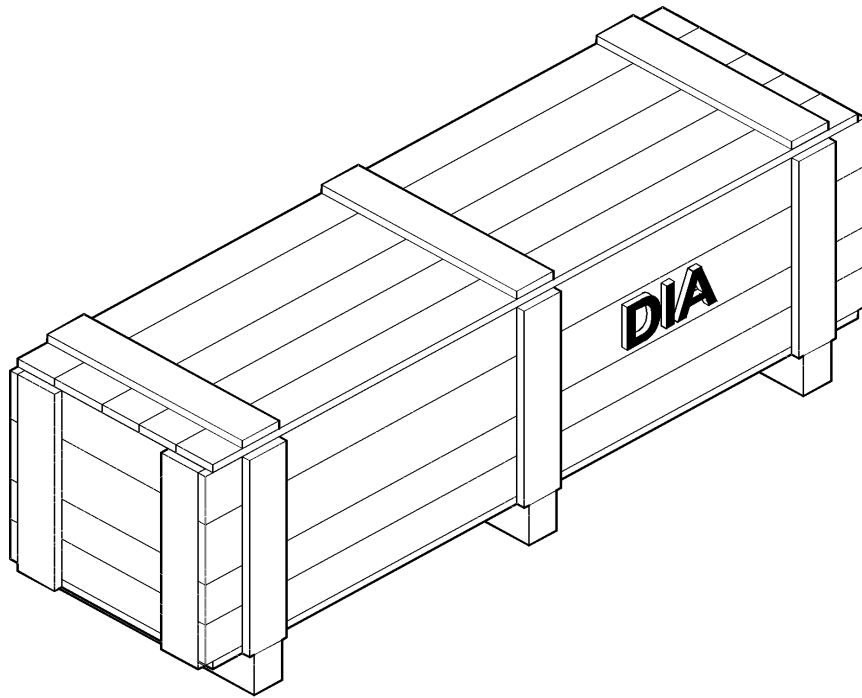
88.100.60

05

p1

10/201
3

DIA KIT: PERFORATED FEEDER FLOOR/ FEEDER CHAIN SPROCKETS



88.100.60

05

p1

10/201
3

DIA KIT: PERFORATED FEEDER FLOOR/ FEEDER CHAIN SPROCKETS

REF FN	PART NUMBER	YR/SN	QTY DESCRIPTION
	84084681		1 DIA KIT, HARVESTER Perforated Feeder Floor, Center Section (See Page 60.110.06)
	84405107		1 SERVICE KIT Sprocket, Rock Trap, Incl Top Shaft W/ Clutch, Stripper Plates, And Seal For Rock Trap Feeders (See Page 60.110.06)
	84414929		1 SERVICE KIT Sprocket, Non- Rock Trap, Incl Top Shaft, Stripper Plates, And Seal For Non- Rock Trap Feeders (See Page 60.110.06)
			7230 8230 9230

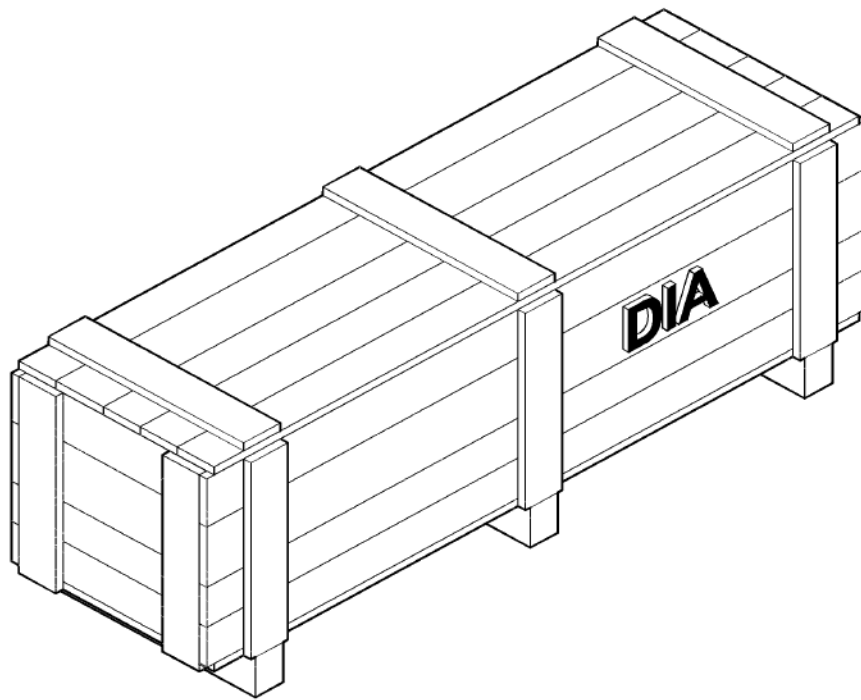
88.100.60

05

p1

10/201
3

DIA KIT: ROUND HOLE SIEVES



88.100.60

05

p1

10/201
3

DIA KIT: ROUND HOLE SIEVES

REF FN	PART NUMBER	YR/SN	QTY DESCRIPTION
	742135		1 DIA KIT, HARVESTER Round Hole Sieve Frame
	9560147		1 ROUNDHOLE SIEVE 16 FL - (2) 62 In
	9560148		1 ROUNDHOLE SIEVE 18 FL - (2) 62 In
	84084507		1 SIEVE Round Hole, 2.5A - (2) 62 In
	84084511		1 SIEVE Round Hole, 10A - (2) 62 In
			7230 8230 9230

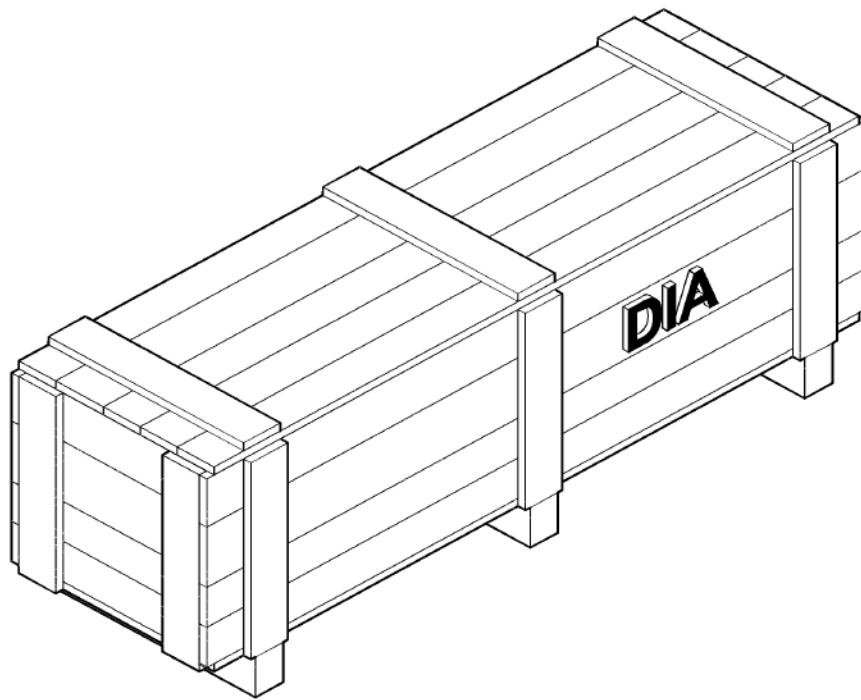
88.100.60

06

p1

10/201
3

DIA KIT: FEEDER COVERSION TO ROCK TRAP



88.100.60

06

p1

10/201
3

DIA KIT: FEEDER COVERSION TO ROCK TRAP

REF FN PART NUMBER

YR/SN

QTY DESCRIPTION

84398277

1 SERVICE KIT Feeder, Conversion To Rock Trap,
See Page 66.101.11

7230 8230 9230

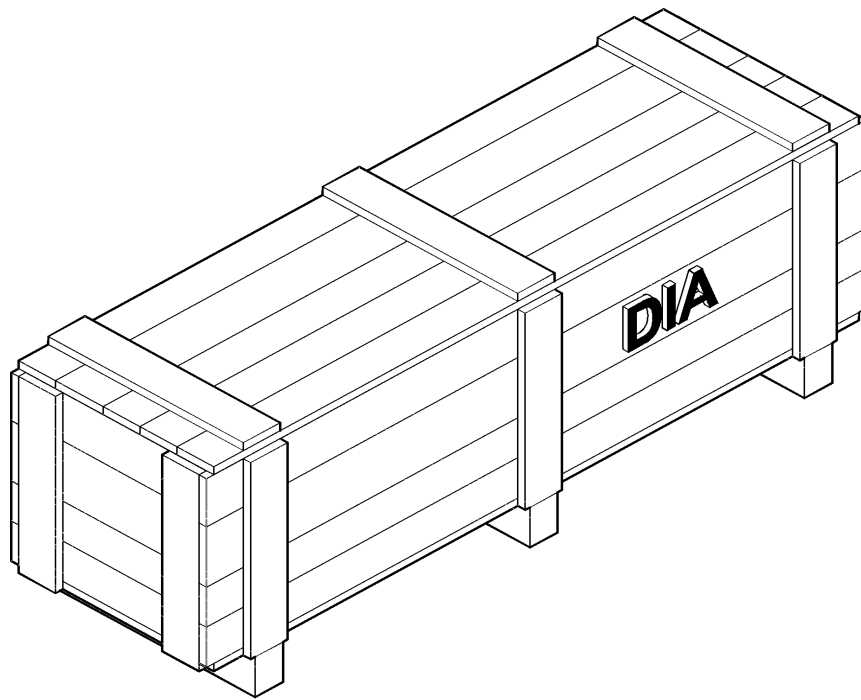
88.100.60

07

p1

10/201
3

DIA KIT: FEEDER, LATERAL TILT KIT, HEAVY DUTY- NORTH AMERICA AND ANZ ONLY



88.100.60

07

p1

10/201
3

DIA KIT: FEEDER, LATERAL TILT KIT, HEAVY DUTY- NORTH AMERICA AND ANZ ONLY

REF FN	PART NUMBER	YR/SN	QTY DESCRIPTION
87715220			1 DIA KIT, HARVESTER Feeder, Lateral Tilt, Heavy Duty, NA/ANZ Only
			7230 8230 9230

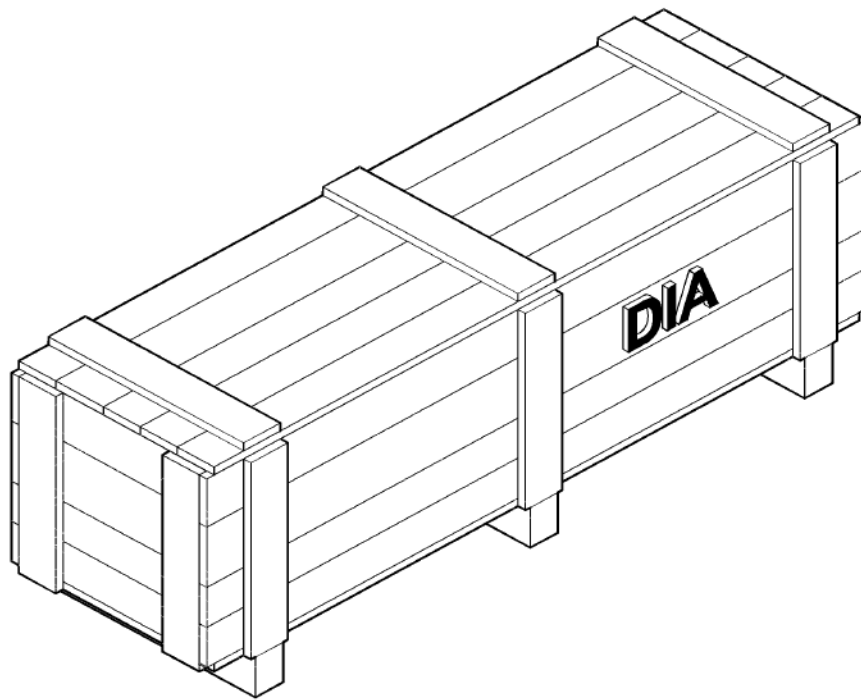
88.100.60

08

p1

10/201
3

DIA KIT: FEEDER COVERSION TO ROCK TRAP



88.100.60

08

p1

10/201
3

DIA KIT: FEEDER COVERSION TO ROCK TRAP

REF FN PART NUMBER

YR/SN

QTY DESCRIPTION

84398277

1 SERVICE KIT Feeder, Conversion To Rock Trap,
See Page 66.101.11

7230 8230 9230

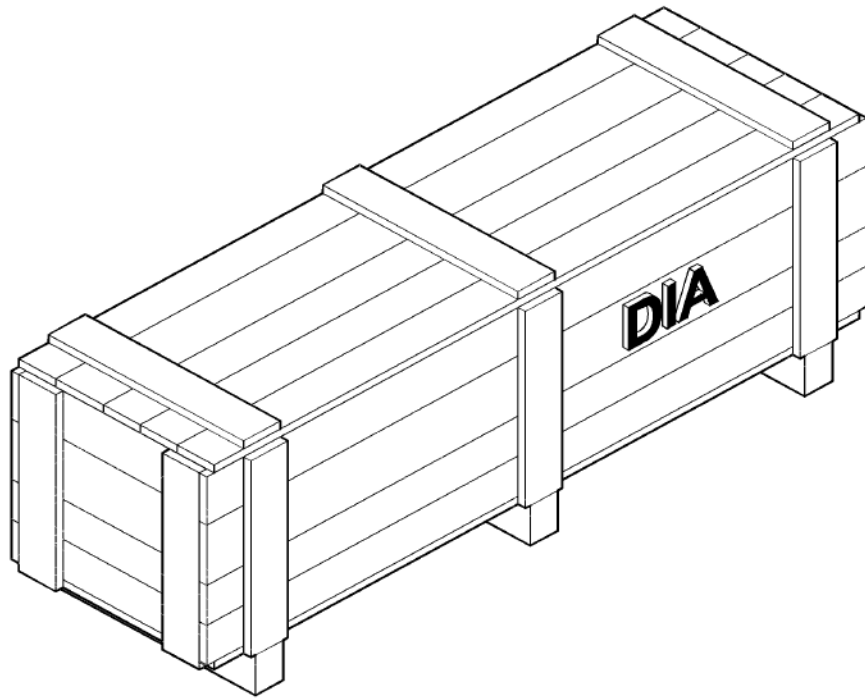
88.100.66

01

p1

10/201
3

DIA KIT: SERRATED BLADE KIT



88.100.66

01

p1

10/201
3

DIA KIT: SERRATED BLADE KIT

REF FN PART NUMBER

YR/SN

QTY DESCRIPTION

87691657

1 PACKAGE,SERVICE DIA, Serrated Blade Kit, Set
Of 10 Spiral, Serrated Blades For The Feeder Stone
Drum, See Page 66.101.11(02)

7230 8230 9230

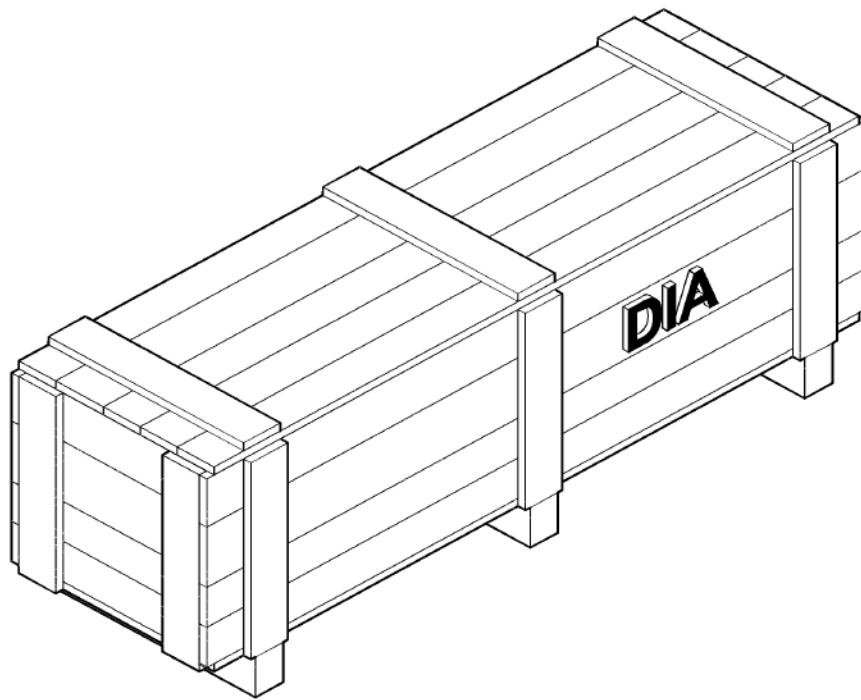
88.100.66

02

p1

10/201
3

DIA KIT: SUMP COVER KIT



88.100.66

02

p1

10/201
3

DIA KIT: SUMP COVER KIT

REF FN PART NUMBER

YR/SN

QTY DESCRIPTION

87730304

1 DIA KIT, HARVESTER Sump Cover Kit, See Page
66.101.12

7230 8230 9230

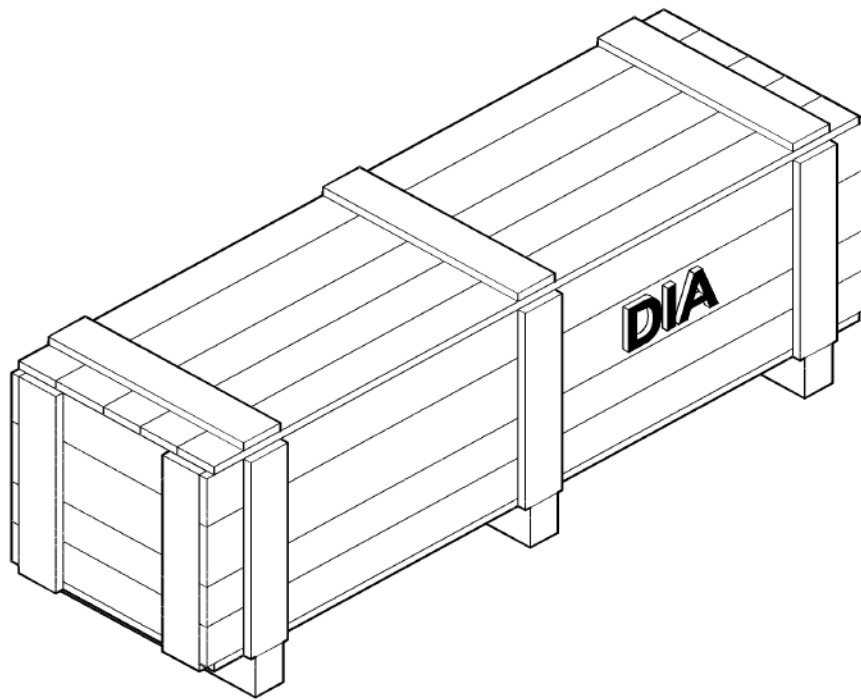
88.100.66

03

p1

10/201
3

DIA KIT: CONCAVES



DIA KIT: CONCAVES

REF FN	PART NUMBER	YR/SN	QTY	DESCRIPTION
	84293290		1	ROUND BAR CONCAVE 2 Left and 1 Right Round bar Modules/ 1 Right LW Module
	84293295		1	ROUND BAR CONCAVE 1 Left And 1 Right Large Skip Wire Modules
	84293310		1	ROUND BAR CONCAVE 2 Left and 2 Right Large Skip Wire Modules
	84293299		1	CONCAVE Set Of 2 Slotted
	84293300		1	CONCAVE Set Of 2 Solid
	84293301		1	SERVICE KIT 1 Left And 1 Right Round Bar Modules
	84293307		1	MODULE 1 Left And 1 Right Heat Treated Round Bar Modules
	84293303		1	SMALL GRAIN CONCAVE 1 Left and 1 Right Small Wire Heat Treated Modules
	84293306		1	CONCAVE 1 Left and 1 Right Large Wire Modules
				7230 8230 9230

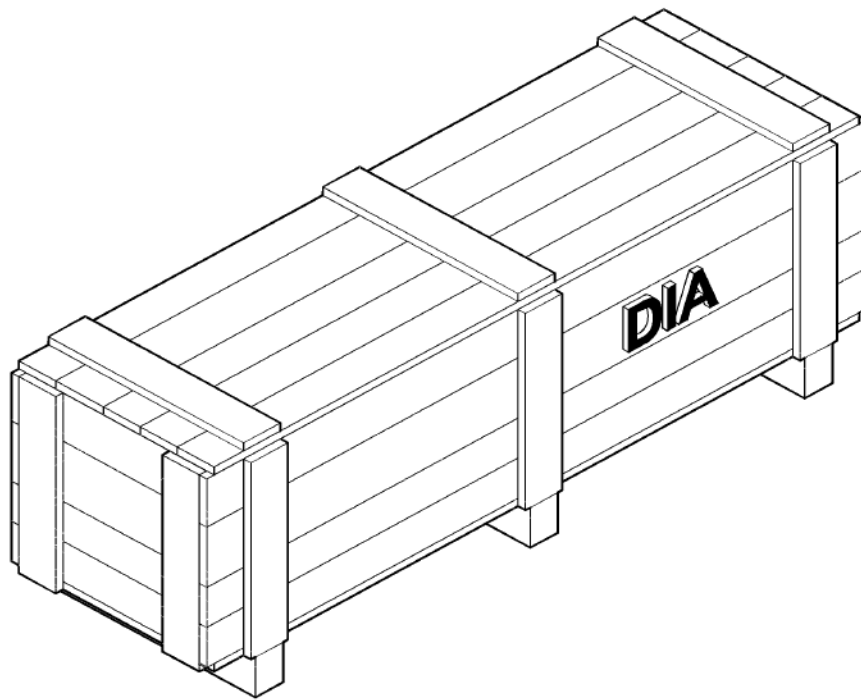
88.100.66

04

p1

10/201
3

DIA KIT: HARD THRESH



88.100.66

04

p1

10/201
3

DIA KIT: HARD THRESH

REF FN	PART NUMBER	YR/SN	QTY DESCRIPTION
84293304			1 SERVICE KIT 1 left And 1 Right Concave Module W/ Covers And 2 Cage Covers (See Page 66.105.28)
			7230 8230 9230

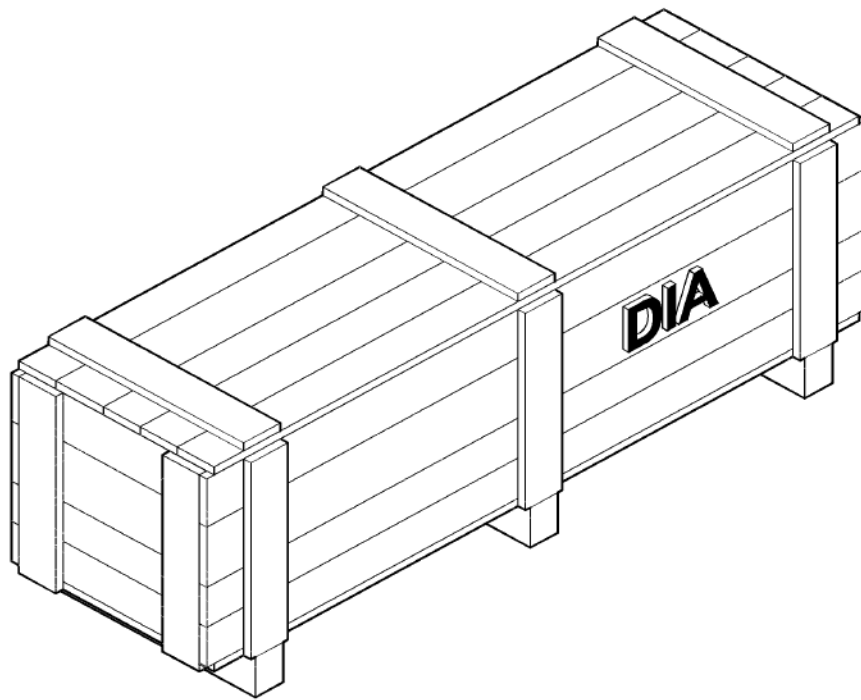
88.100.66

05

p1

10/201
3

DIA KIT: ROTOR AUGER/ROTOR WEAR BARS



88.100.66

05

p1

10/201
3

DIA KIT: ROTOR AUGER/ROTOR WEAR BARS

REF FN	PART NUMBER	YR/SN	QTY DESCRIPTION
	87715003		1 SERVICE KIT Set Of 2 Bolt on Rotor Infeed Flightings Plus Wear Bar Kit 87376702 (See Page 66.330.17)
	87376702		1 KIT Set of 2 Wear Plates For The Rotor Infeed Flighting (See Page 66.330.17)

7230 8230 9230

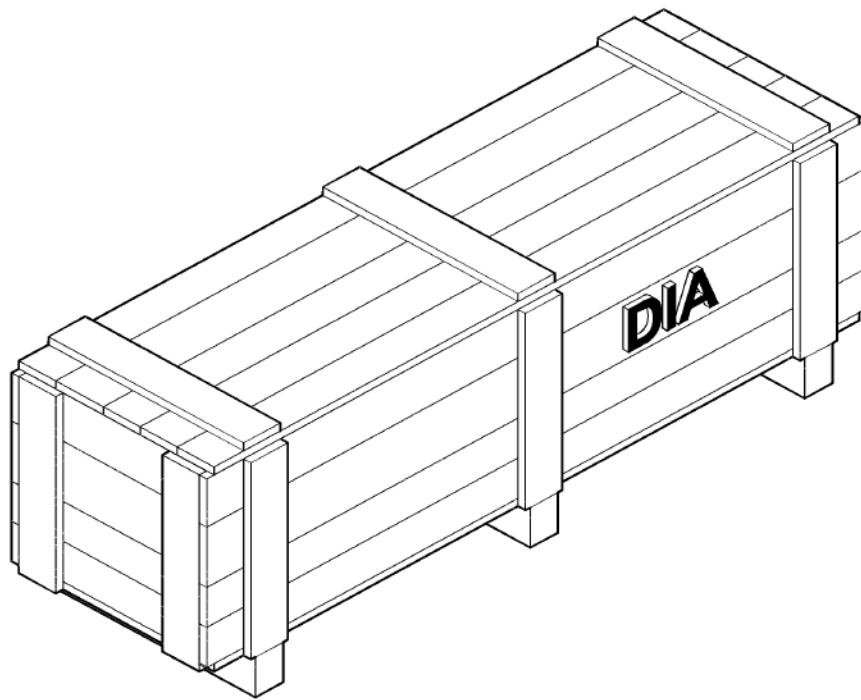
88.100.66

06

p1

10/201
3

DIA KIT: BEATER COVER



88.100.66

06

p1

10/201
3

DIA KIT: BEATER COVER

REF FN PART NUMBER

YR/SN

QTY DESCRIPTION

87587538

1 SERVICE KIT DIA, Beater/Chopper Grate Cover Kit
(See Page 66.350.05)

7230 8230 9230

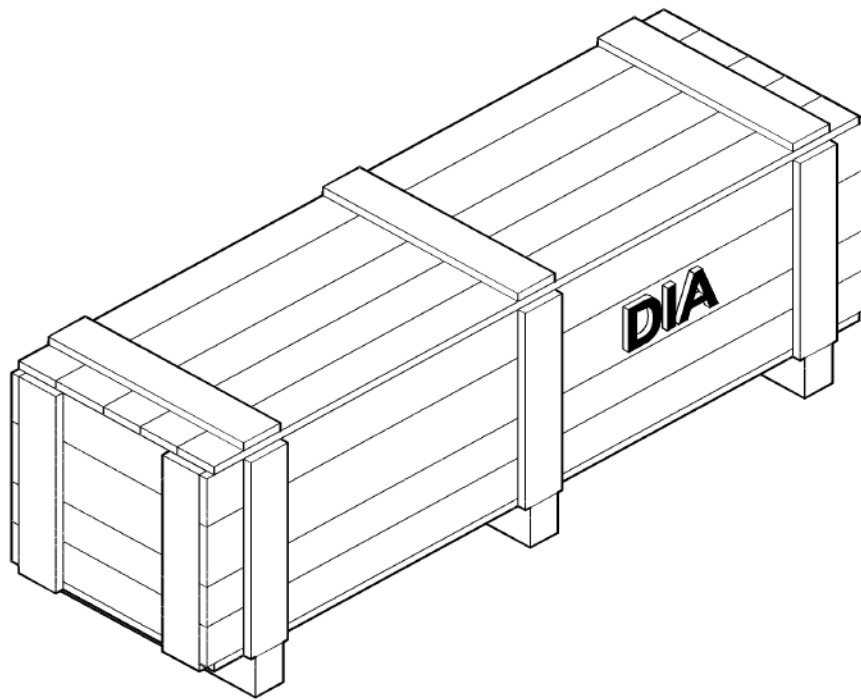
88.100.66

07

p1

10/201
3

DIA KIT: ROTOR CAGE VANES



88.100.66

07

p1

10/201
3

DIA KIT: ROTOR CAGE VANES

REF FN PART NUMBER

YR/SN

QTY DESCRIPTION

84535633

1 SERVICE KIT DIA, Vanes, Full Set Of Rotor Cage
Vanes (See Page 66.360.10)

7230 8230 9230

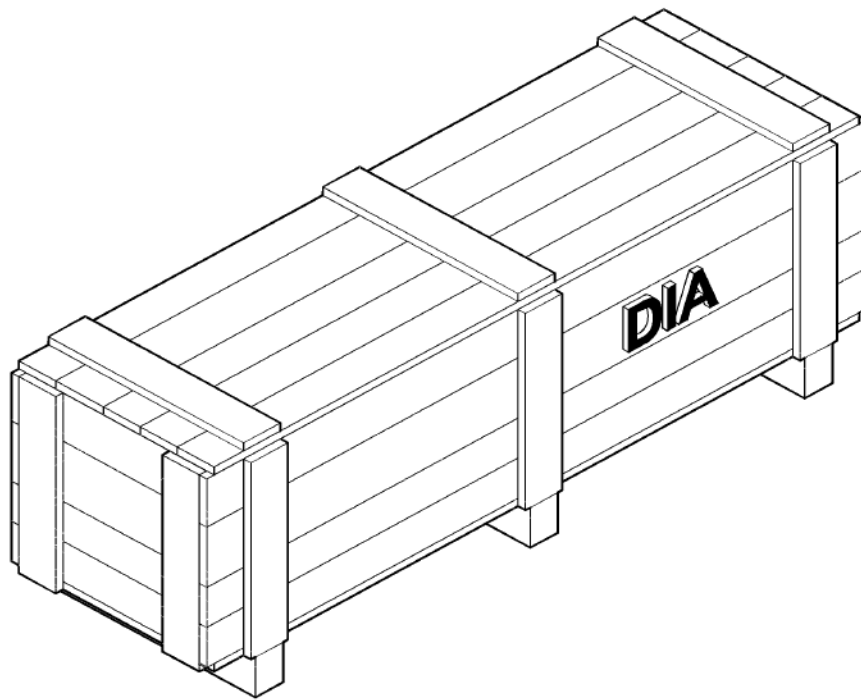
88.100.66

08

p1

10/201
3

DIA KIT: ROTOR CAGE FRONT FILLER PLATES



88.100.66

08

p1

10/201
3

DIA KIT: ROTOR CAGE FRONT FILLER PLATES

REF FN PART NUMBER

YR/SN

QTY DESCRIPTION

87584185

1 SERVICE KIT 1 Left and 1 Right Concave Area
Cage Covers (See Page 66.330.11)

7230 8230 9230

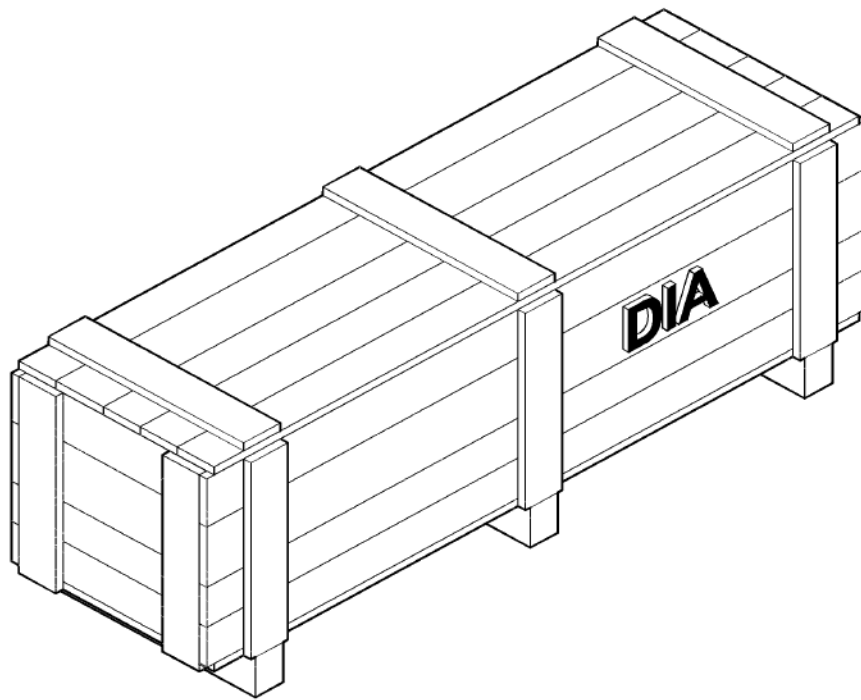
88.100.66

09

p1

10/201
3

DIA KIT: ROTOR CAGE FILLER PLATES



88.100.66

09

p1

10/201
3

DIA KIT: ROTOR CAGE FILLER PLATES

REF FN	PART NUMBER	YR/SN	QTY DESCRIPTION
---------------	--------------------	--------------	------------------------

84537148

1 SERVICE KIT DIA, Set Of 3 Left and 3 Right Cage
Cover Plates In Separating Area (See Page
66.360.13)

7230 8230 9230

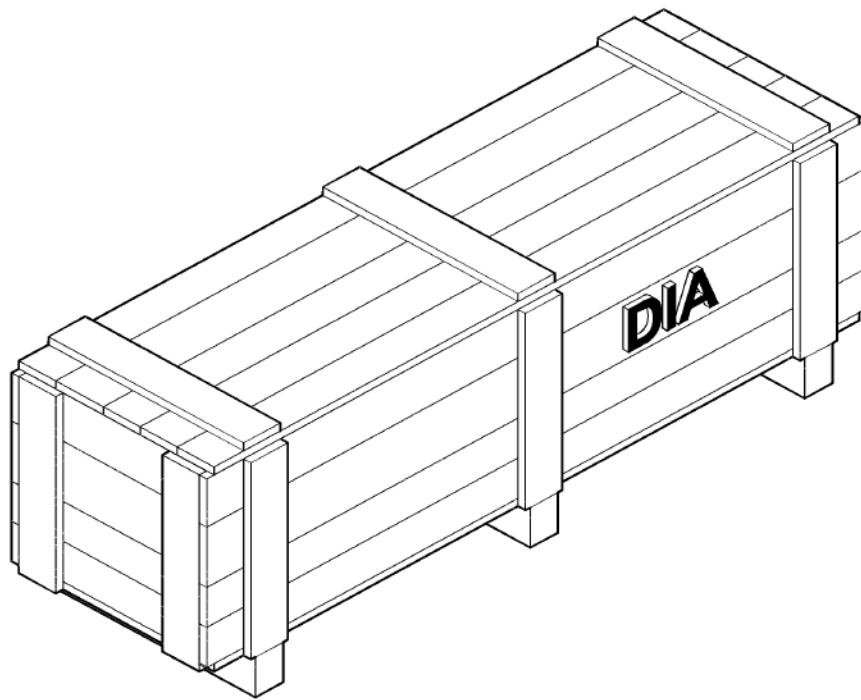
88.100.73

01

p1

10/201
3

DIA KIT: ROTATING KNIFE KIT, USED WITH 40 BLADE CHOPPER



88.100.73

01

p1

10/201
3

DIA KIT: ROTATING KNIFE KIT, USED WITH 40 BLADE CHOPPER

REF FN	PART NUMBER	YR/SN	QTY DESCRIPTION
1	84384003		1 SERVICE KIT DIA, Rotating Knife, Incl 2 - 5
2	84411083		1 OPERATOR MANUAL
3	NSS		4 NOT SERVICED SEPARATELY Smooth Edge, Order Kit 84384003
4	87698849		4 BOLT Flange, M16 x 50mm, Class 10.9, ZND
5	87016581		4 FLANGE NUT M16 x 2, Flg, CI 10
			7230 8230 9230

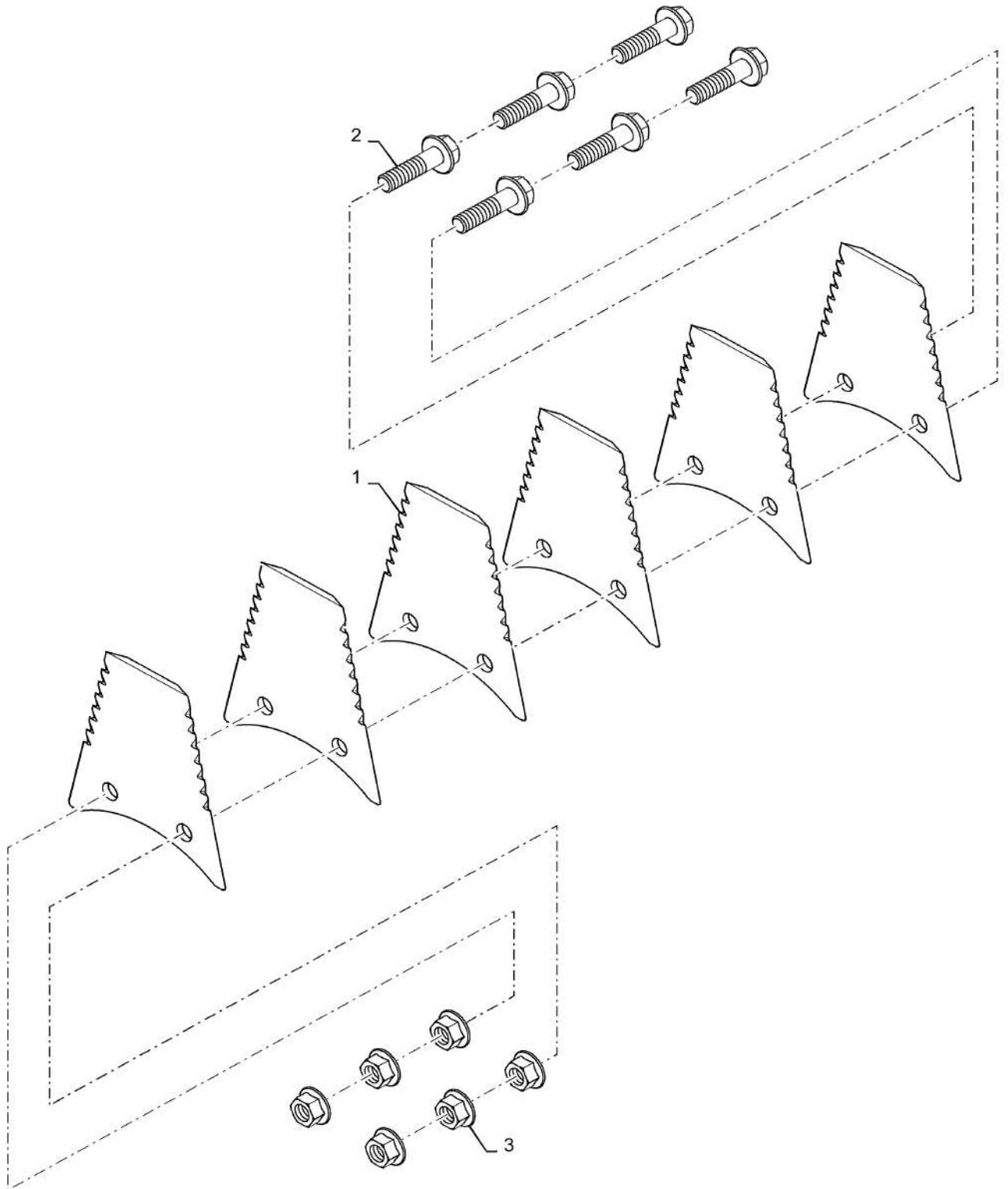
88.100.73

02

p1

10/201
3

DIA KIT: ROTATING KNIFE, USED ON 60/120 BLADE CHOPPER



88.100.73

02

p1

10/201
3

DIA KIT: ROTATING KNIFE, USED ON 60/120 BLADE CHOPPER

REF FN	PART NUMBER	YR/SN	QTY DESCRIPTION
1	84232968 NSS		1 SERVICE KIT Rotating Knife, Includes Ref 1 thru 4 6 NOT SERVICED SEPARATELY Order Complete Kit For Correct Balance
2	87672196		6 FLANGE BOLT Hvy Hex, M12 x 45mm, CI 10.9
3	86512497		6 FLANGE NUT M12 x 1.75, Flg, CI 10
4	84232966		1 INSTRUCTION

7230 8230 9230

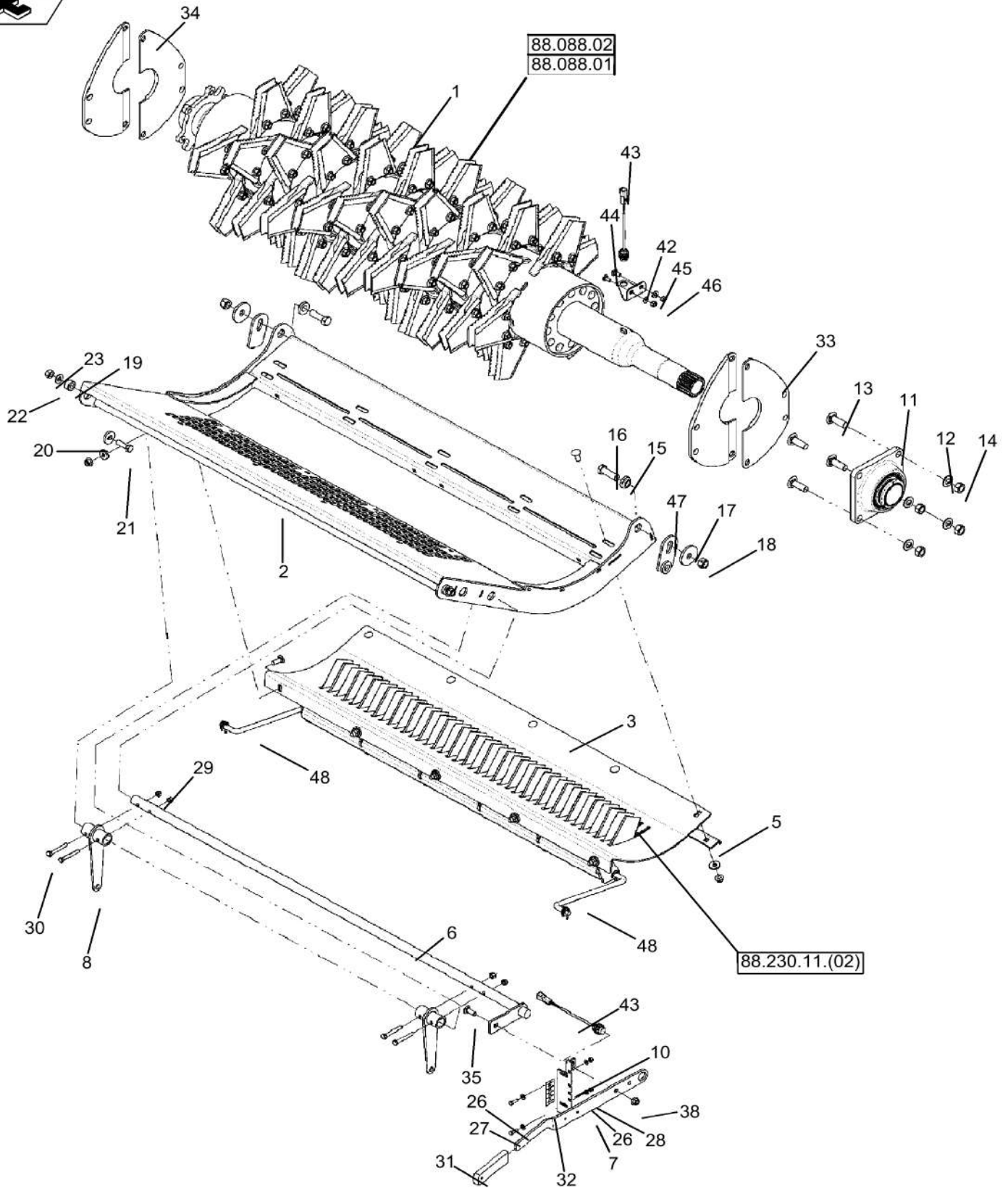
88.100.73

03

p1

10/201
3

DIA KITS: STRAWCHOPPER, STANDARD AND FINE



88.100.73

03

p1

10/201
3**DIA KITS: STRAWCHOPPER, STANDARD AND FINE**

REF FN	PART NUMBER	YR/SN	QTY DESCRIPTION
1	84203959		1 CHOPPER BODY ASSY Assembly 120 Knives
1	84276086		1 CHOPPER BODY ASSY Assembly, 40 knives
1	84217070		1 CHOPPER BODY ASSY Assy, 28 Knives
2	84187500		1 PAN ASSY.
3	84349269		1 KNIFE GUIDE 40 Knives Assembly
3	87565653		1 GUARD ASSY. Guide Only, No Knife Block
4	87585836		1 FRAME DIA, Knife Bar W/ 21 Knives
	87670026		1 SERVICE KIT DIA Kit, Standard Knife Bar W/O Knives
4	87565661		1 BAR ASSY. Knife Bare Fine Cut W/ 40 Knives
	87670027		1 SERVICE KIT Kit, Knife Bar W/O Knives
5	87687121		1 SLAT
6	87670411		1 BAR Pivot Bar
7	87670413		1 HANDLE
8	87670419		2 ARM ASSY.
10	87670416		1 PLATE Adjusting Plate
11	87109088		1 BEARING ASSY
12	140048		4 BELLEVILLE WASHER M16
13	9845488		4 BOLT M16x50
14	392530		4 NUT M16, CI 10
15	87000251		2 BUSHING
16	412398		2 BOLT Hex, M16 x 2 x 50mm, CI 10.9, Full Thd
17	84007183		2 WASHER M16 x 58 x 6
18	86512555		2 NUT M16 x 2, CI 10
19	699963		2 SPACER
20	86592701		2 WASHER M12 x 35 x 5, HT
21	337563		2 SCREW Hex, M12 x 1.75 x 40mm, CI 10.9, Full Thd

7230 8230 9230

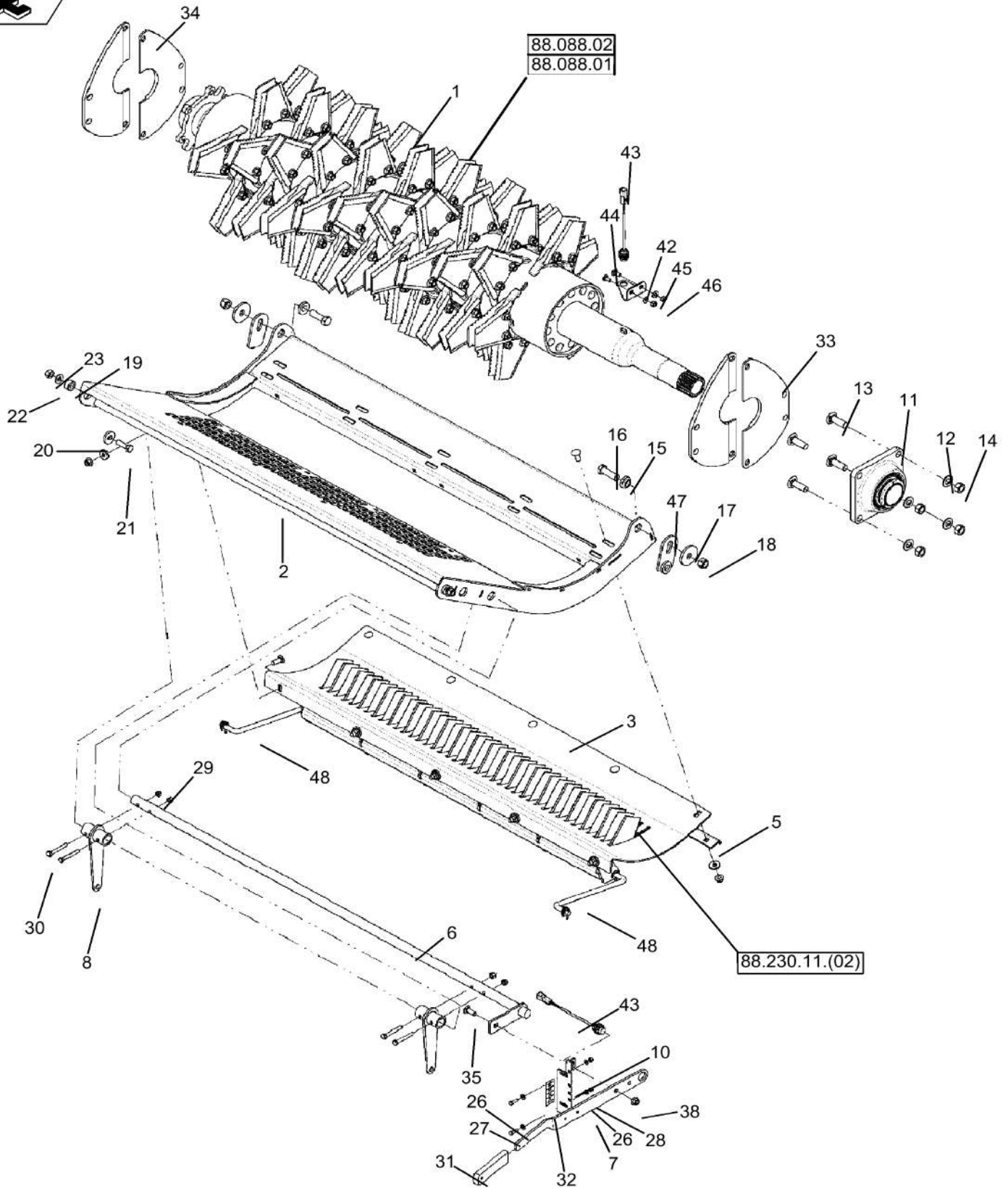
88.100.73

03

p2

10/201
3

DIA KITS: STRAWCHOPPER, STANDARD AND FINE



DIA KITS: STRAWCHOPPER, STANDARD AND FINE

REF FN	PART NUMBER	YR/SN	QTY DESCRIPTION
22	140046		2 BELLEVILLE WASHER Belleville, M12
23	9706685		2 NUT M12, CI 8
26	322357		4 BELLEVILLE WASHER M6
27	120100		2 BOLT Hex, M6 x 1 x 20mm, CI 8.8
28	9706755		2 NUT M6, CI 8
29	86629542		4 NUT M8 x 1.25, CI 8
30	120061		4 BOLT Hex, M8 x 60, 8.8
31	357545		1 HANDLE GRIP
32	87280049		2 DECAL
33	87282748		1 SEAL
35	87682392		1 BOLT M10x30
38	86050279		1 FLANGE NUT M10 x 1.5, Flg, CI 10
42	87651216		1 SUPPORT ASSY.
43	87342073		2 SENSOR Housing
44	86507486		2 CARRIAGE BOLT Sht Sq Nk, M8 x 20mm, CI 8.8, Full Thd
45	322358		2 BELLEVILLE WASHER M8
46	9706690		2 NUT Hex, M8, 1.25mm Pitch, 6.80mm High, CI 8, ZND
47	84192820		2 GUIDE
48	84191697		2 ROD
49	84424433		1 SERVICE KIT kit Incl. Ref. 3 & 48. Also Includes Knife Bar (40 Knives)
50	87723223		1 DIA KIT, HARVESTER Kit, Conversion From Beater To Chopper
			7230 8230 9230

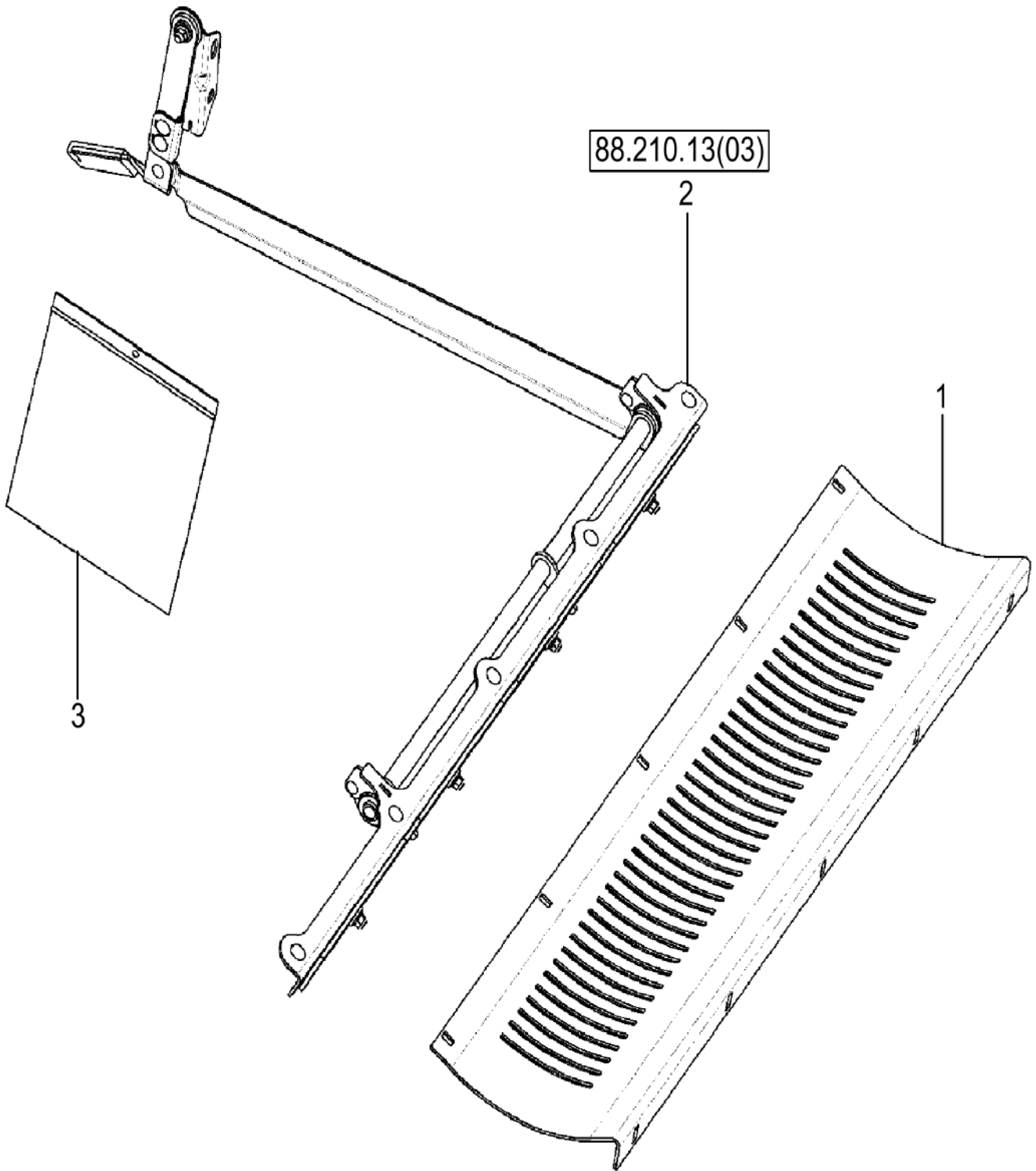
88.100.73

04

p1

10/201
3

DIA KIT: SHEAR BAR ASSEMBLY



88.100.73

04

p1

10/201
3

DIA KIT: SHEAR BAR ASSEMBLY

REF FN	PART NUMBER	YR/SN	QTY DESCRIPTION
	84226177		1 SERVICE KIT Dia Kit, Shear Bar Assembly
1	84173250		1 KNIFE GUIDE
2	84187535		1 SERVICE KIT Shear Bar Assembly
	84226178		1 INSTRUCTION

7230 8230 9230

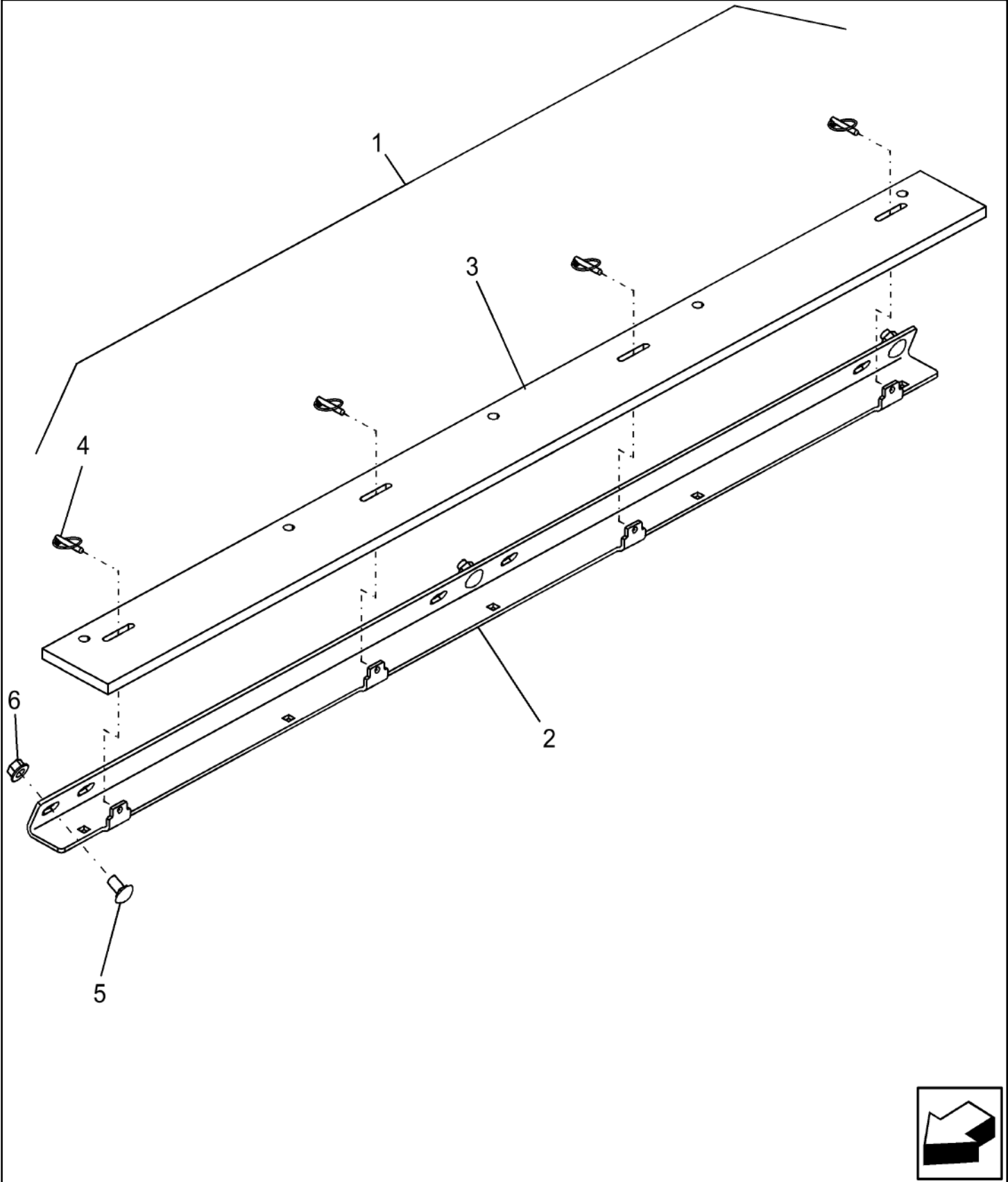
88.100.73

05

p1

10/201
3

DIA KIT: KNIFE PROTECTION, FOR 3X3 INTEGRATED CHOPPER



88.100.73

05

p1

10/201
3

DIA KIT: KNIFE PROTECTION, FOR 3X3 INTEGRATED CHOPPER

REF FN	PART NUMBER	YR/SN	QTY DESCRIPTION
1	84208500		1 SERVICE KIT Protector Assy, Contains 2 Thru 6
2	87481758		1 GUARD
3	87481750		1 RUBBER
4	87109290		4 LOCK PIN
5	120041		3 CARRIAGE BOLT Short NK, M10 x 20, Cl8.8, Full Thd
6	9804278		3 FLANGE NUT Hex Flg, M10, 1.5 Pitch, Gr 8
			7230 8230 9230

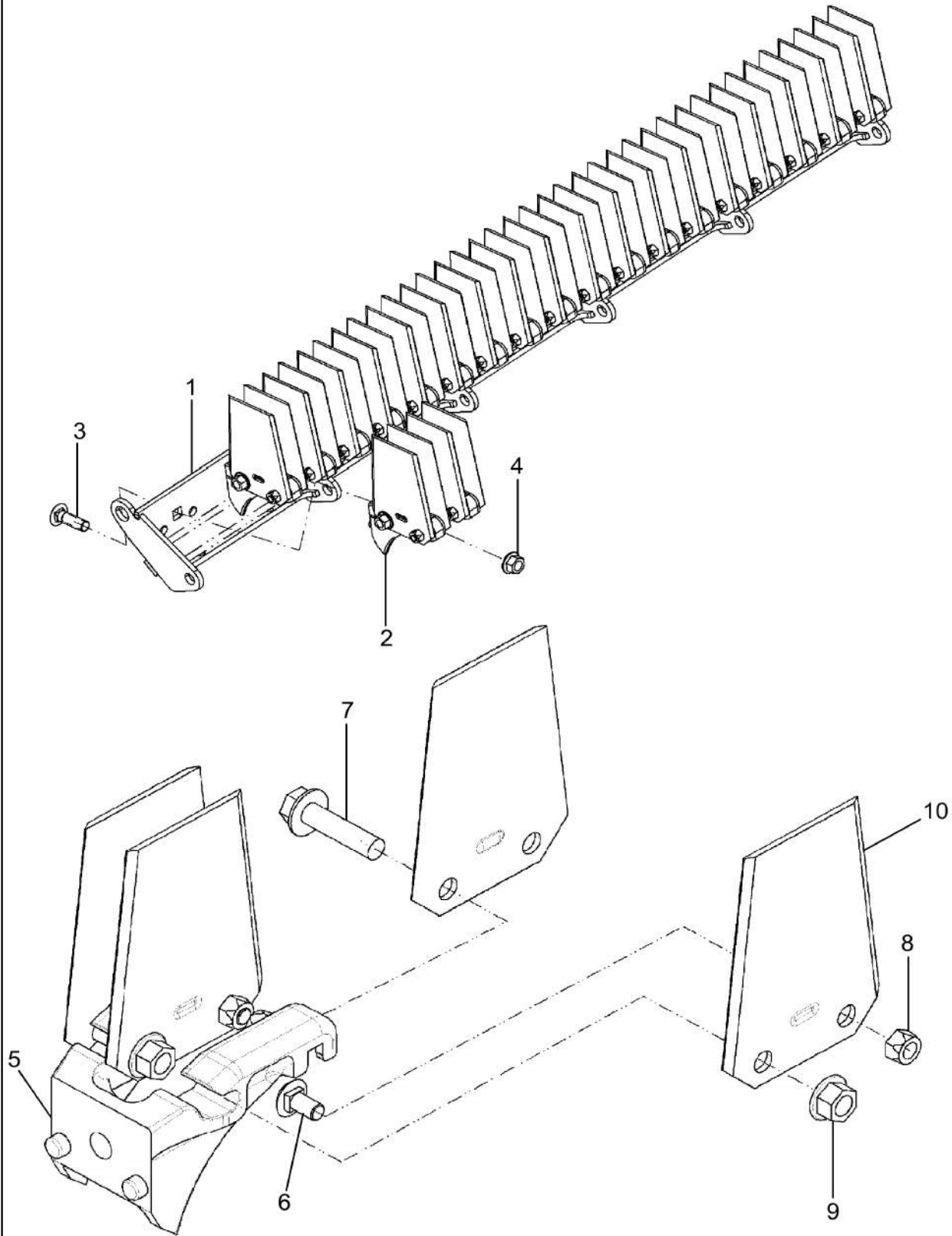
88.100.73

06

p1

10/201
3

DIA KIT: KNIFE FRAME, FIXED



88.100.73

06

p1

10/201
3**DIA KIT: KNIFE FRAME, FIXED**

REF FN	PART NUMBER	YR/SN	QTY DESCRIPTION
1	84191695		1 MOUNTING PLATE
2	84191696		10 KNIFE ASSY Fine Cut
2	84228905		10 KNIFE ASSY Standard Cut
3	87698852		10 CARRIAGE BOLT Sq Nk, M12 x 40mm, CI 10.9, Full Thd
4	86512497		10 FLANGE NUT M12 x 1.75, Flg, CI 10
5	{ }		NSS Part of Ref 2
6	86619060		4 CARRIAGE BOLT Sht Sq Nk, M8 x 16mm, CI 8.8, Full Thd
7	9804263		2 BOLT Hex, M10 x 40mm, CI 8.8
8	86629542		4 NUT M8 x 1.25, CI 8
9	9804278		2 FLANGE NUT Hex Flg, M10, 1.5 Pitch, Gr 8
10	84424430		4 SERVICE KIT DIA, Includes 4 Blades

7230 8230 9230

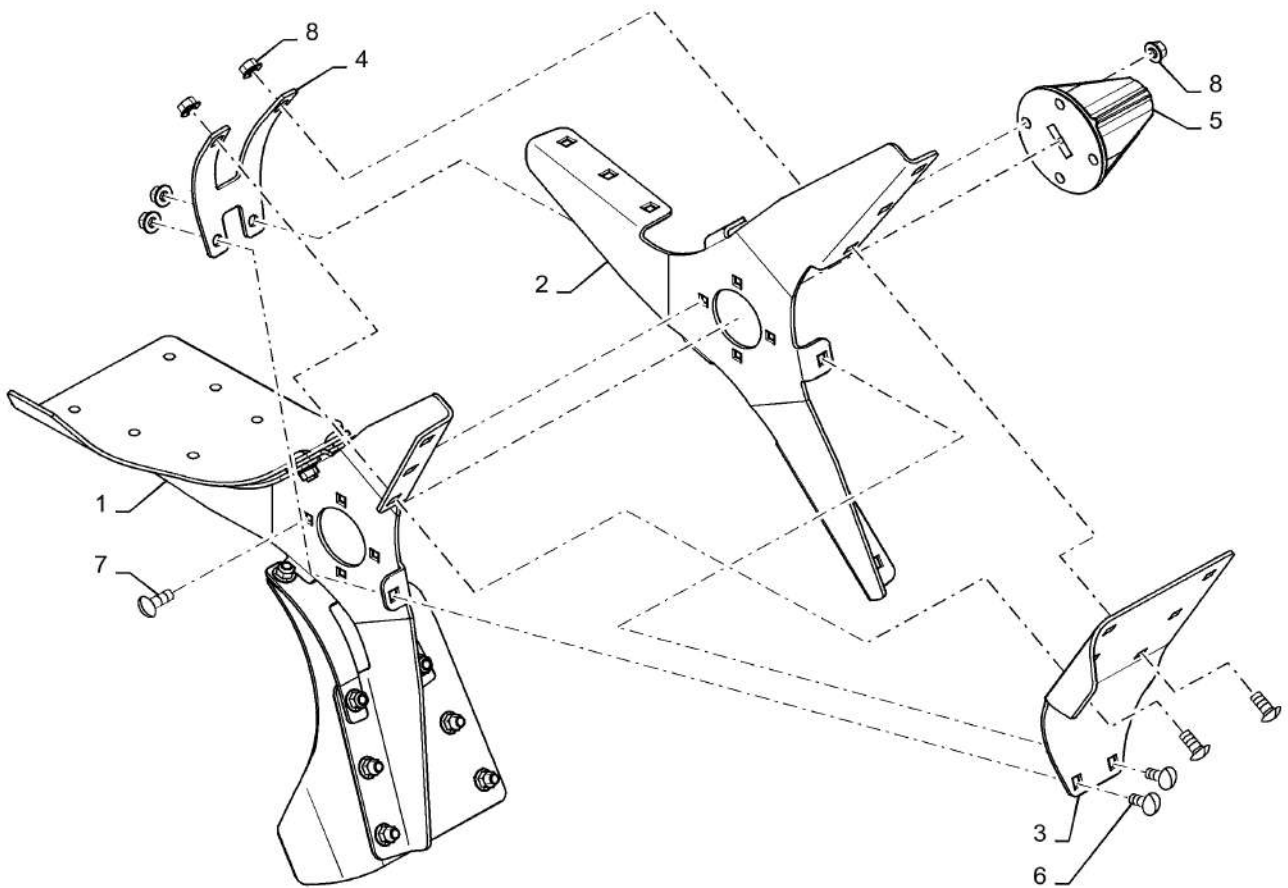
88.100.73

07

p1

10/201
3

DIA KIT: STRAW SPREADER IMPELLERS/PADDLES



88.100.73

07

p1

10/201
3

DIA KIT: STRAW SPREADER IMPELLERS/PADDLES

REF FN	PART NUMBER	YR/SN	QTY DESCRIPTION
1	84424424		1 SERVICE KIT Incl Refs 3 - 6 - 8
1	84132358		1 SPIDER
2	84132360		1 SPIDER
3	87541485		3 PADDLE Used On LH Spreader Only (Not Shown)
3	87541487		3 PADDLE Used On RH Spreader Only
4	87541483		3 STRAP
5	84256070		1 HUB
6	87682391		24 CARRIAGE BOLT Sht Sq Nk, M10 x 25mm, CI 10.9
7	87682392		4 BOLT
8	86050279		28 FLANGE NUT M10 x 1.5, Flg, CI 10

(1) RH Spreader Impeller Shown

7230 8230 9230

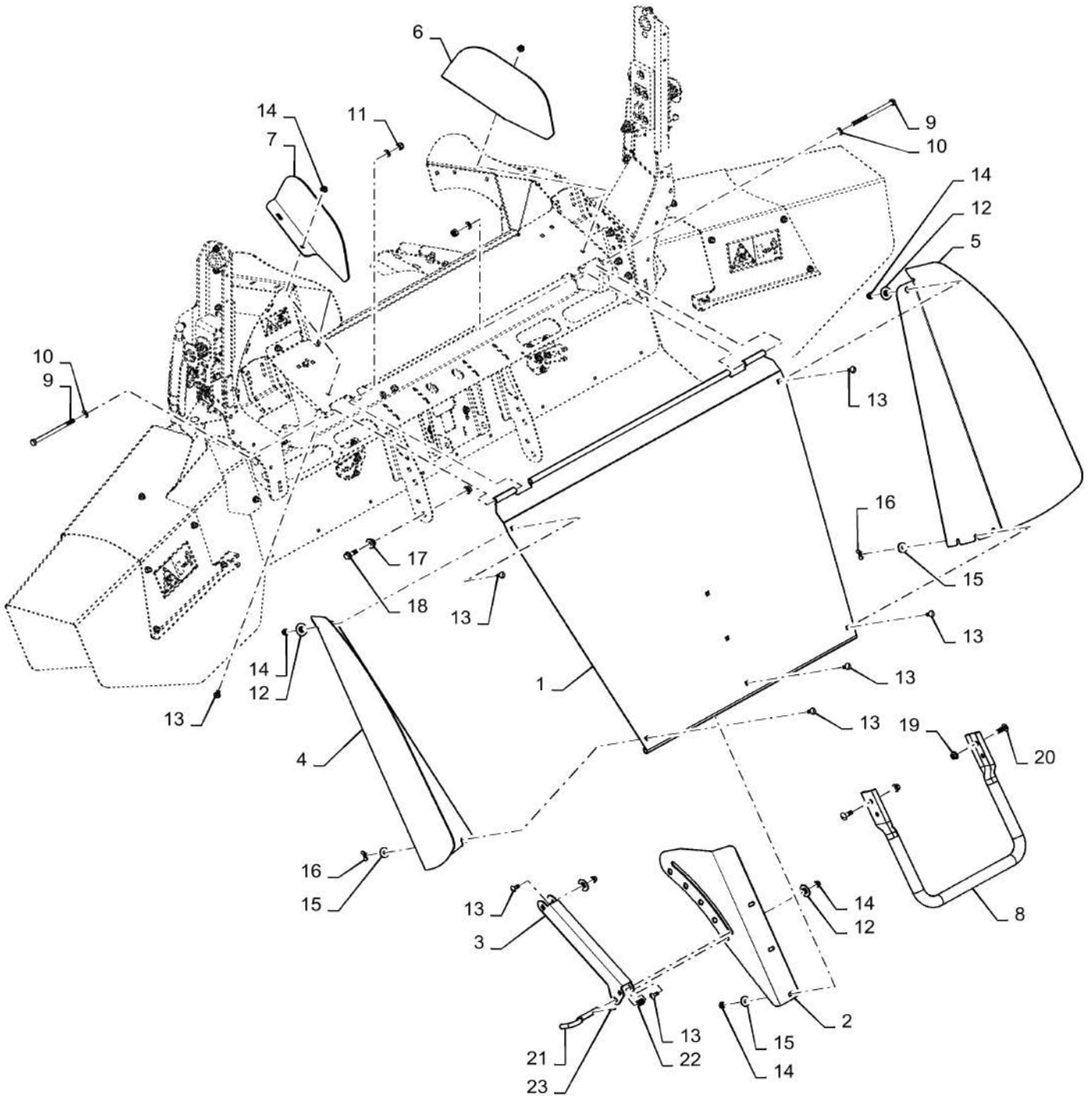
88.100.73

08

p1

10/201
3

DIA KIT: SPREADER HOOD ASSY/WINDROW CONVERSION



88.100.73

08

p1

10/201
3**DIA KIT: SPREADER HOOD ASSY/WINDROW CONVERSION**

REF FN	PART NUMBER	YR/SN	QTY DESCRIPTION
	84424423		1 SERVICE KIT Spreader Cover To Windrow Chute, Incl Ref 1-23
1	87707006		1 HINGE
2	84474146		1 GUIDE
3	87724590		1 SUPPORT ASSY.
4	84385791		1 DEFLECTOR LH RR
5	84385793		1 DEFLECTOR RH RR
6	84385795		1 DEFLECTOR RH FR
7	84385797		1 DEFLECTOR LH FR
8	87746671		1 HANDLE
9	86624000		2 BOLT Hex, M10 x 150mm, Cl 8.8
10	86624176		4 WASHER M10 x 20 x 2
11	100037		2 NUT M10 x 1.5, Cl 8, Prev Torque
12	87374162		4 BUSHING
13	87682383		13 BOLT
14	86507066		11 FLANGE NUT M8 x 1.25, Flg, Cl 10
15	87033737		5 WASHER M8 x 28 x 3
16	84807781		2 WING NUT M8
17	84231043		1 BUSHING
18	87698837		1 BOLT
19	86050279		5 FLANGE NUT M10 x 1.5, Flg, Cl 10
20	87682392		4 BOLT
21	1319740C2		1 PIN
22	87000071		1 COMPRESSION SPRING
23	300865		1 LOCK PIN M3 x 20, Slotted
			7230 8230 9230

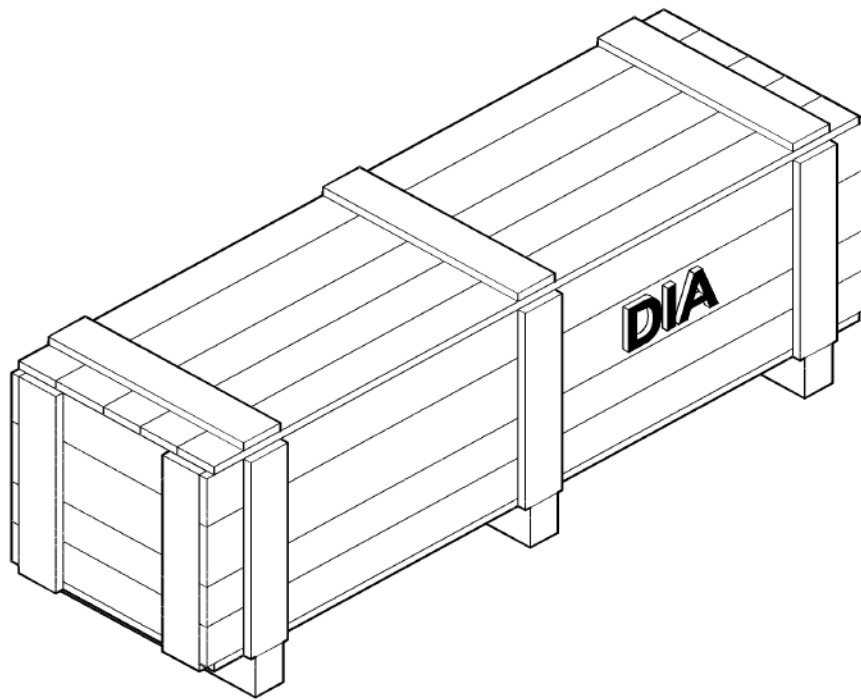
88.100.73

09

p1

10/201
3

DIA KIT: HORIZONTAL RESIDUE DISC SPREADER **MY12 PHASE 1, DO NOT RELEASE!!!!**



88.100.73

09

p1

10/201
3

DIA KIT: HORIZONTAL RESIDUE DISC SPREADER **MY12 PHASE 1, DO NOT RELEASE!!!!**

REF FN PART NUMBER

YR/SN

QTY DESCRIPTION

84577303

1 SERVICE KIT DIA, Horizontal Disc Residue
Spreaders

7230 8230 9230

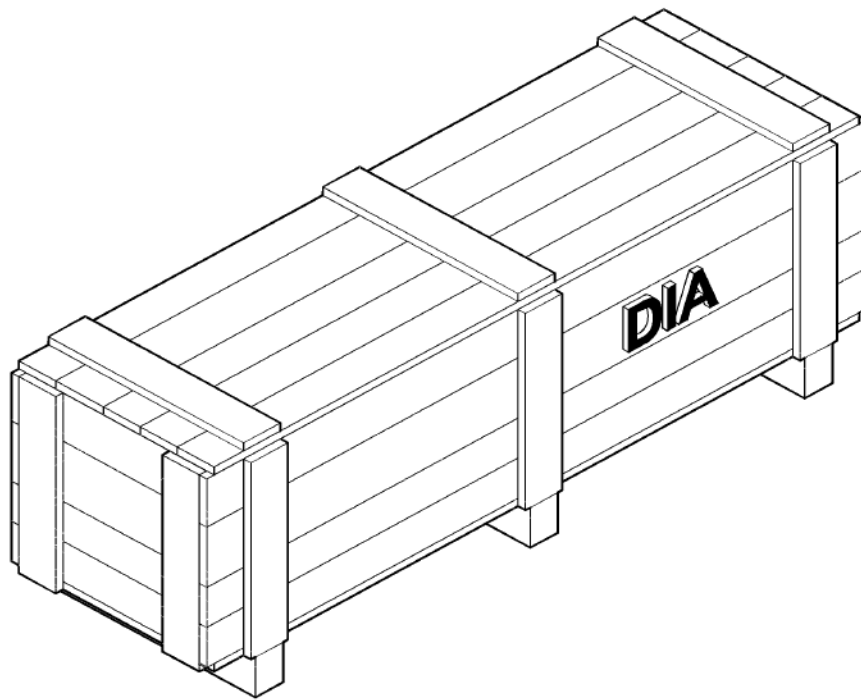
88.100.73

10

p1

10/201
3

DIA KIT: SPREAD WIDTH CONTROL



88.100.73

10

p1

10/201
3

DIA KIT: SPREAD WIDTH CONTROL

REF FN PART NUMBER

YR/SN

QTY DESCRIPTION

84531088

1 SERVICE KIT Spreader Width In Cab Control

7230 8230 9230

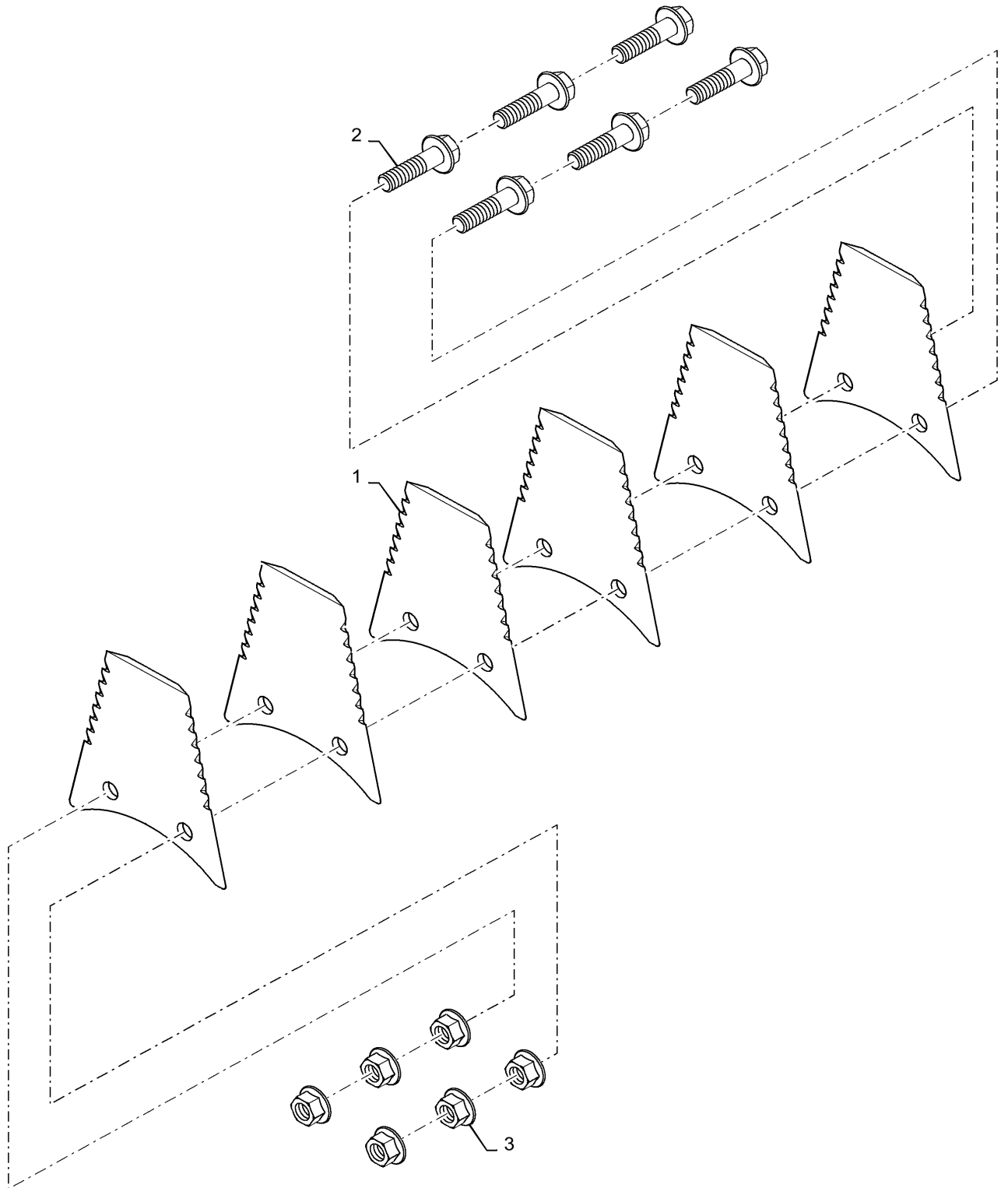
88.100.73

11

p1

10/201
3

DIA KIT: ROTATING KNIFE



88.100.73

11

p1

10/201
3

DIA KIT: ROTATING KNIFE

REF FN	PART NUMBER	YR/SN	QTY DESCRIPTION
1	84232968 NSS		1 SERVICE KIT Rotating Knife, Includes Ref 1 thru 4 6 NOT SERVICED SEPARATELY Order Complete Kit For Correct Balance
2	87672196		6 FLANGE BOLT Hvy Hex, M12 x 45mm, CI 10.9
3	86512497		6 FLANGE NUT M12 x 1.75, Flg, CI 10
4	84232966		1 INSTRUCTION

7230 8230 9230

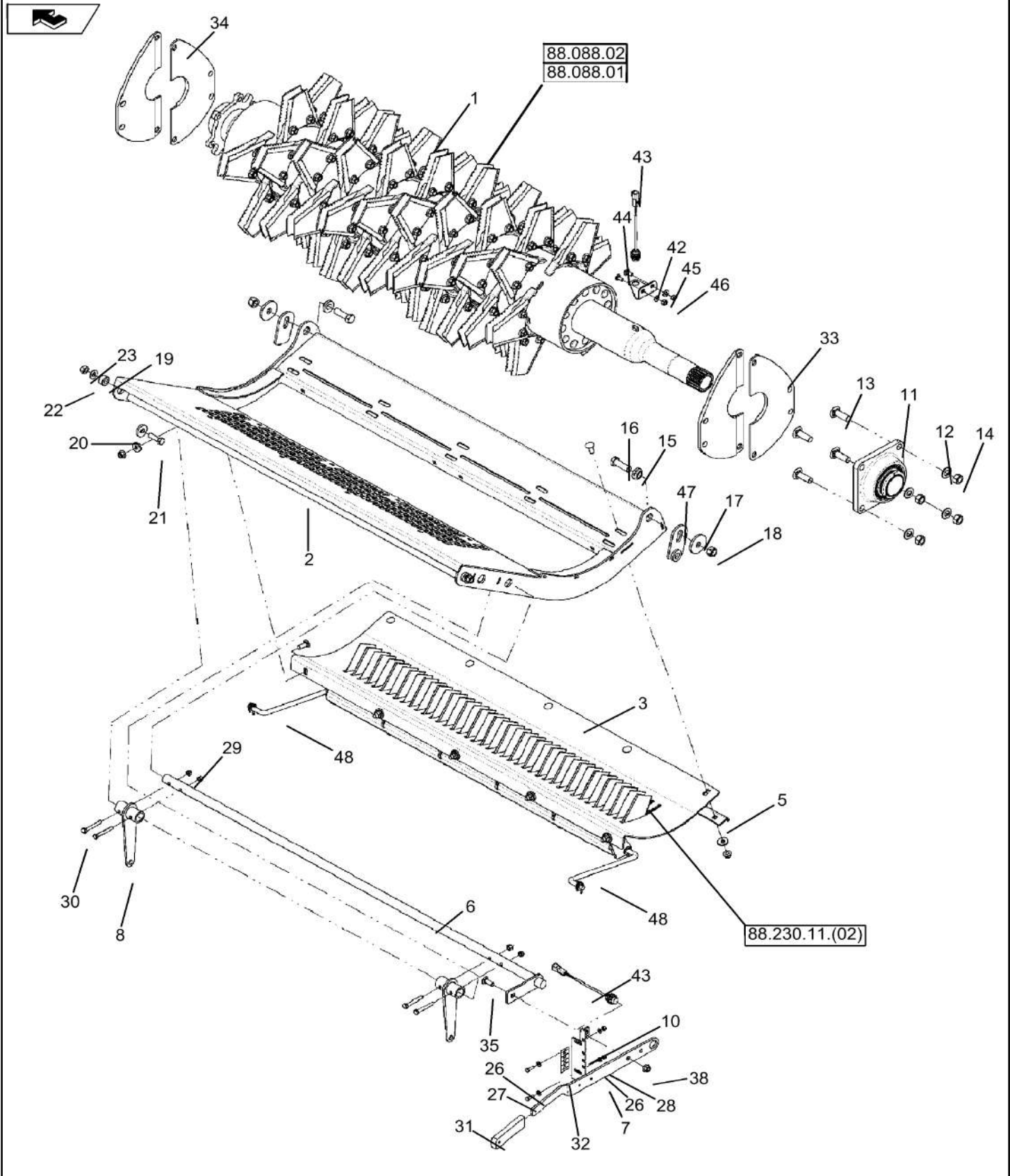
88.100.73

12

p1

10/201
3

DIA KITS: STRAWCHOPPER, STANDARD AND FINE



DIA KITS: STRAWCHOPPER, STANDARD AND FINE

REF FN	PART NUMBER	YR/SN	QTY DESCRIPTION
1	84203959		1 CHOPPER BODY ASSY Assembly 120 Knives
1	84276086		1 CHOPPER BODY ASSY Assembly, 40 knives
1	84217070		1 CHOPPER BODY ASSY Assy, 28 Knives
2	84187500		1 PAN ASSY.
3	84349269		1 KNIFE GUIDE 40 Knives Assembly
3	87565653		1 GUARD ASSY. Guide Only, No Knife Block
4	87585836		1 FRAME DIA, Knife Bar W/ 21 Knives
	87670026		1 SERVICE KIT DIA Kit, Standard Knife Bar W/O Knives
4	87565661		1 BAR ASSY. Knife Bare Fine Cut W/ 40 Knives
	87670027		1 SERVICE KIT Kit, Knife Bar W/O Knives
5	87687121		1 SLAT
6	87670411		1 BAR Pivot Bar
7	87670413		1 HANDLE
8	87670419		2 ARM ASSY.
10	87670416		1 PLATE Adjusting Plate
11	87109088		1 BEARING ASSY
12	140048		4 BELLEVILLE WASHER M16
13	9845488		4 BOLT M16x50
14	392530		4 NUT M16, CI 10
15	87000251		2 BUSHING
16	412398		2 BOLT Hex, M16 x 2 x 50mm, CI 10.9, Full Thd
17	84007183		2 WASHER M16 x 58 x 6
18	86512555		2 NUT M16 x 2, CI 10
19	699963		2 SPACER
20	86592701		2 WASHER M12 x 35 x 5, HT
21	337563		2 SCREW Hex, M12 x 1.75 x 40mm, CI 10.9, Full Thd

7230 8230 9230

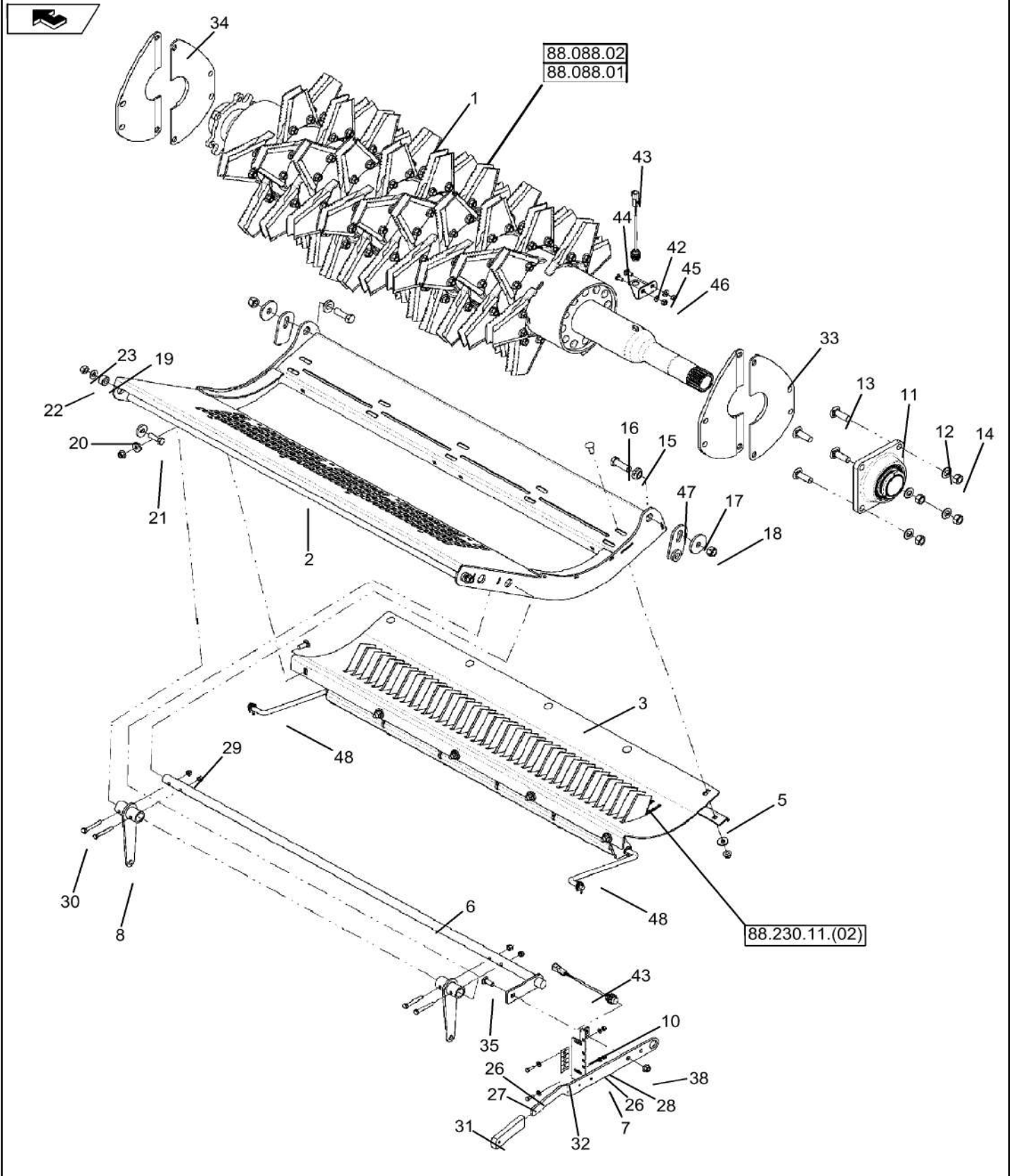
88.100.73

12

p2

10/201
3

DIA KITS: STRAWCHOPPER, STANDARD AND FINE



DIA KITS: STRAWCHOPPER, STANDARD AND FINE

REF FN	PART NUMBER	YR/SN	QTY DESCRIPTION
22	140046		2 BELLEVILLE WASHER Belleville, M12
23	9706685		2 NUT M12, CI 8
26	322357		4 BELLEVILLE WASHER M6
27	120100		2 BOLT Hex, M6 x 1 x 20mm, CI 8.8
28	9706755		2 NUT M6, CI 8
29	86629542		4 NUT M8 x 1.25, CI 8
30	120061		4 BOLT Hex, M8 x 60, 8.8
31	357545		1 HANDLE GRIP
32	87280049		2 DECAL
33	87282748		1 SEAL
35	87682392		1 BOLT M10x30
38	86050279		1 FLANGE NUT M10 x 1.5, Flg, CI 10
42	87651216		1 SUPPORT ASSY.
43	87342073		2 SENSOR Housing
44	86507486		2 CARRIAGE BOLT Sht Sq Nk, M8 x 20mm, CI 8.8, Full Thd
45	322358		2 BELLEVILLE WASHER M8
46	9706690		2 NUT Hex, M8, 1.25mm Pitch, 6.80mm High, CI 8, ZND
47	84192820		2 GUIDE
48	84191697		2 ROD
49	84424433		1 SERVICE KIT kit Incl. Ref. 3 & 48. Also Includes Knife Bar (40 Knives)
50	87723223		1 DIA KIT, HARVESTER Kit, Conversion From Beater To Chopper
			7230 8230 9230

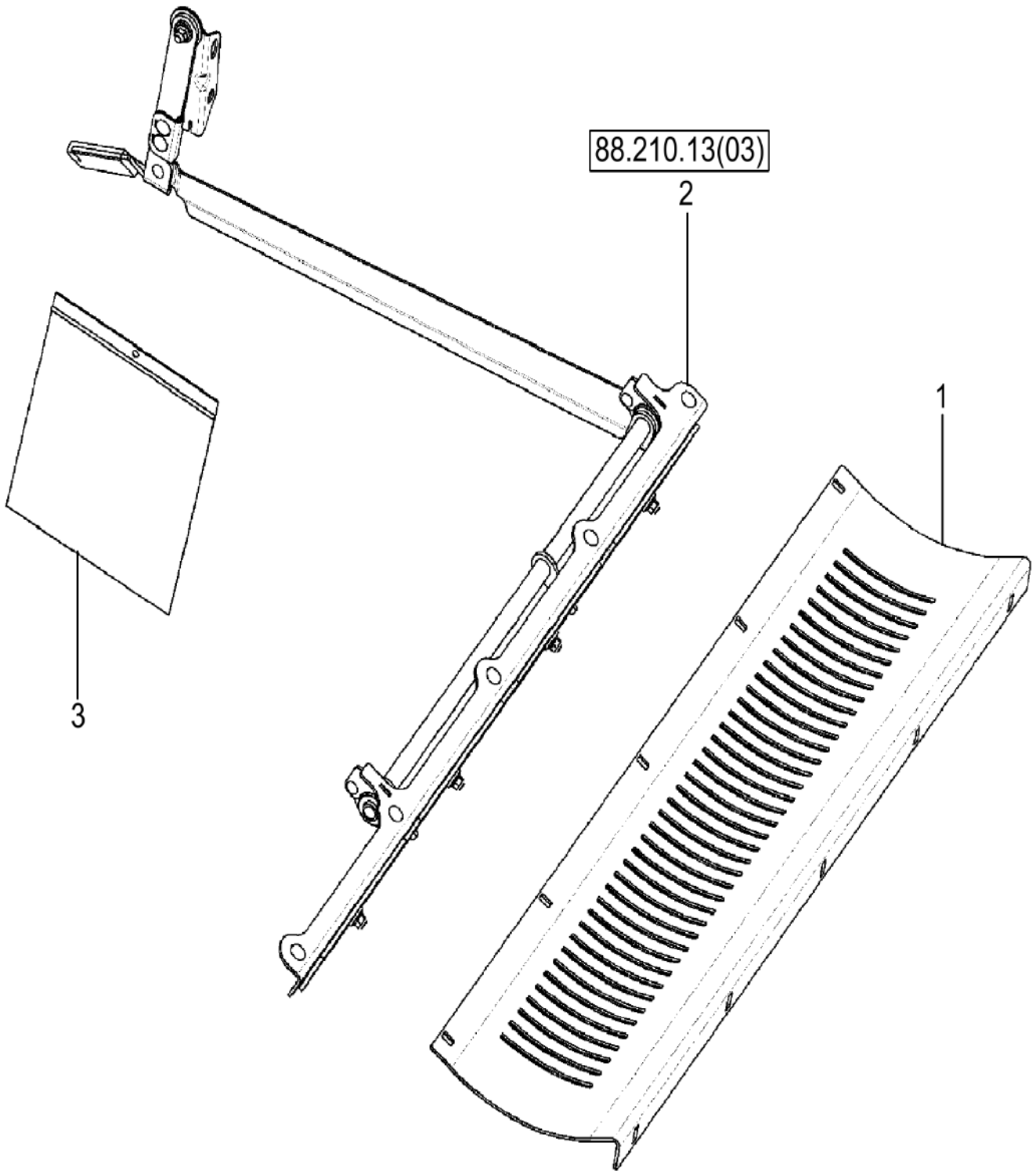
88.100.73

13

p1

10/201
3

DIA KIT: SHEAR BAR ASSEMBLY



88.100.73

13

p1

10/201
3

DIA KIT: SHEAR BAR ASSEMBLY

REF FN	PART NUMBER	YR/SN	QTY DESCRIPTION
	84226177		1 SERVICE KIT Dia Kit, Shear Bar Assembly
1	84173250		1 KNIFE GUIDE
2	84187535		1 SERVICE KIT Shear Bar Assembly
	84226178		1 INSTRUCTION

7230 8230 9230

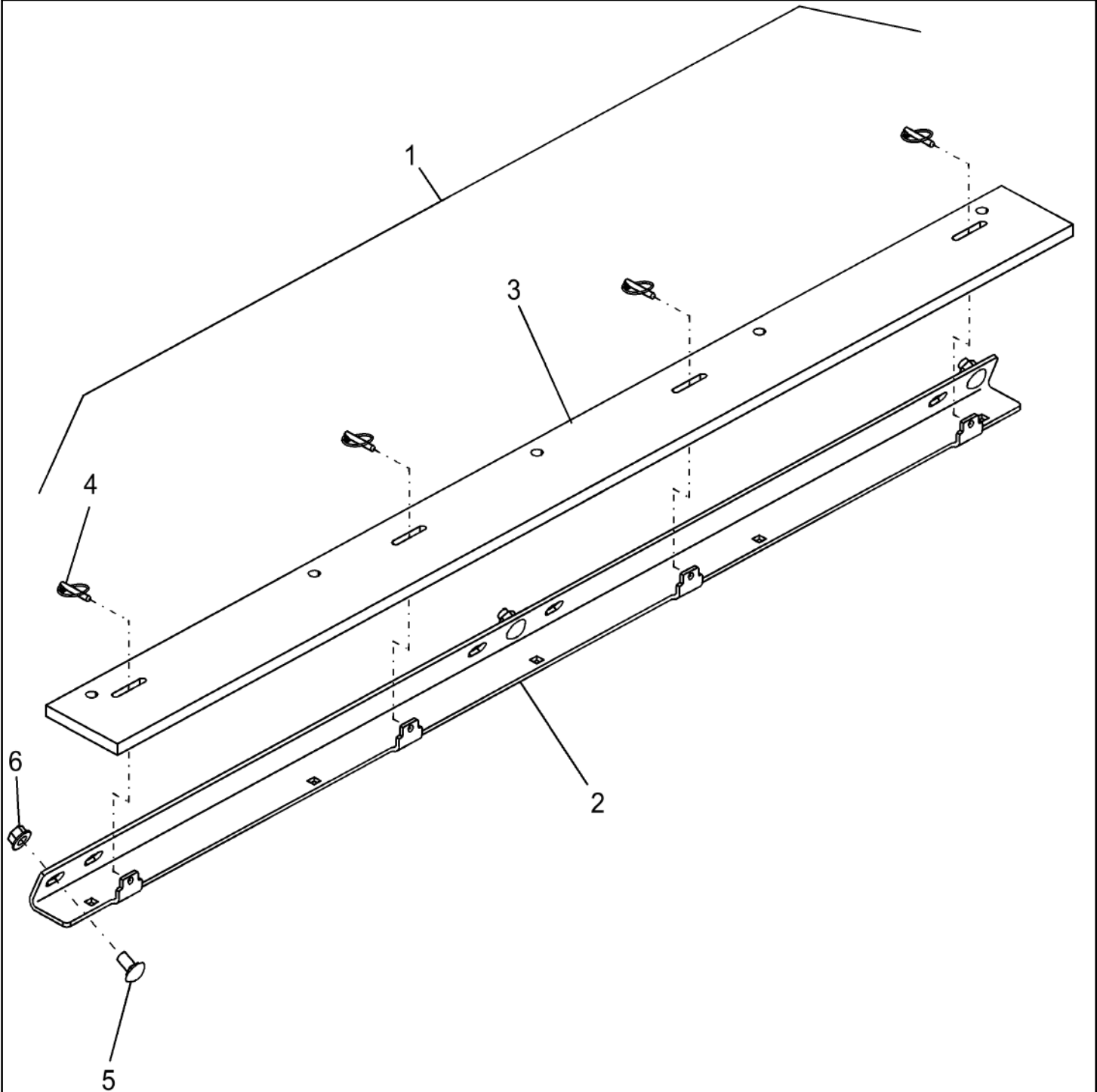
88.100.73

14

p1

10/201
3

DIA KIT: KNIFE PROTECTION, FOR 3X3 INTEGRATED CHOPPER



88.100.73

14

p1

10/201
3

DIA KIT: KNIFE PROTECTION, FOR 3X3 INTEGRATED CHOPPER

REF FN	PART NUMBER	YR/SN	QTY DESCRIPTION
1	84208500		1 SERVICE KIT Protector Assy, Contains 2 Thru 6
2	87481758		1 GUARD
3	87481750		1 RUBBER
4	87109290		4 LOCK PIN
5	120041		3 CARRIAGE BOLT Short NK, M10 x 20, Cl8.8, Full Thd
6	9804278		3 FLANGE NUT Hex Flg, M10, 1.5 Pitch, Gr 8
			7230 8230 9230

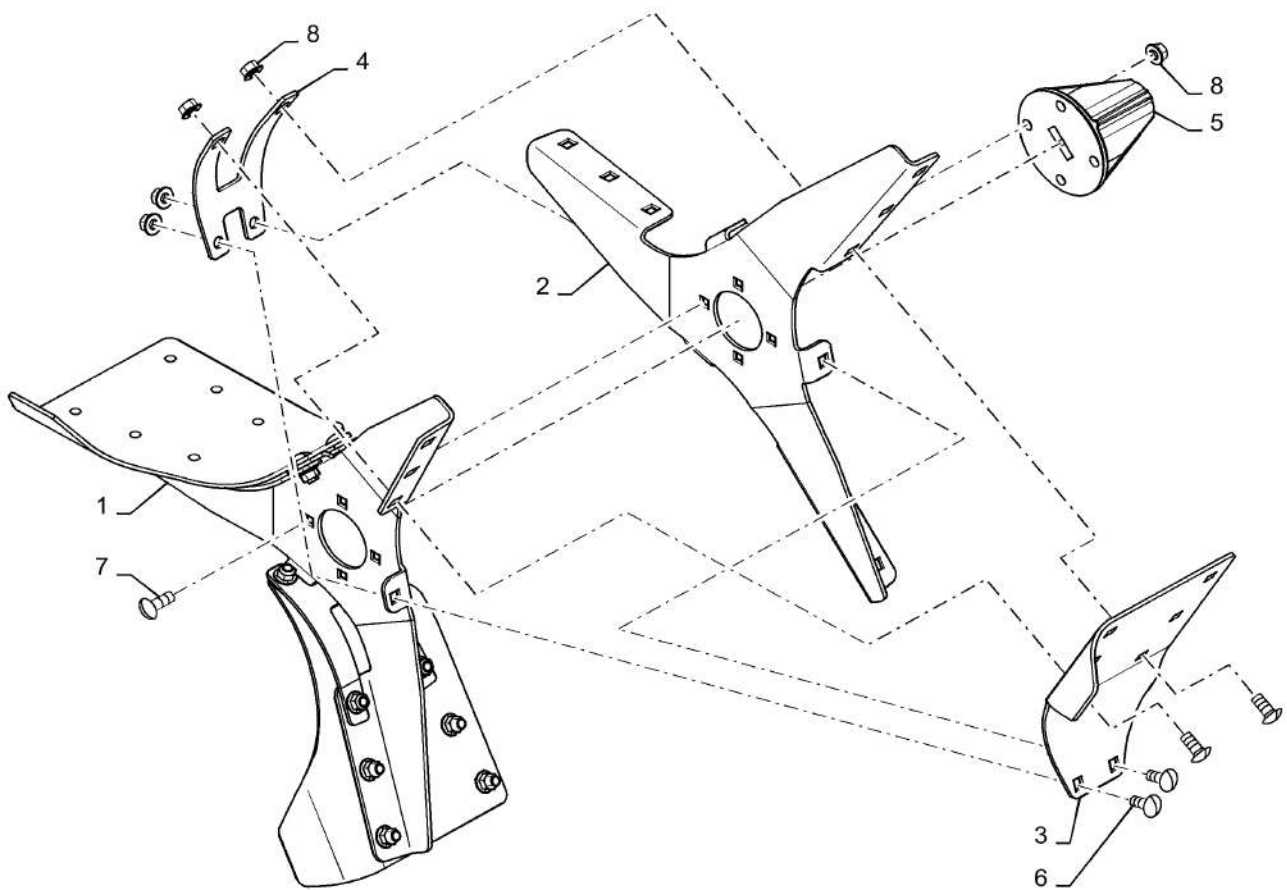
88.100.73

15

p1

10/201
3

DIA KIT: STRAW SPREADER IMPELLERS/PADDLES



88.100.73

15

p1

10/201
3

DIA KIT: STRAW SPREADER IMPELLERS/PADDLES

REF FN	PART NUMBER	YR/SN	QTY DESCRIPTION
1	84424424		1 SERVICE KIT Complete, Incl Refs 1-8
1	84132358		1 SPIDER LH
2	84132360		1 SPIDER RH
3	87541485		3 PADDLE Used On LH Spreader Only (Not Shown)
3	87541487		3 PADDLE Used On RH Spreader Only
4	87541483		3 STRAP
5	84256070		1 HUB
6	87682391		24 CARRIAGE BOLT Sht Sq Nk, M10 x 25mm, CI 10.9
7	87682392		4 BOLT
8	86050279		28 FLANGE NUT M10 x 1.5, Flg, CI 10

(1) RH Spreader Impeller Shown

7230 8230 9230

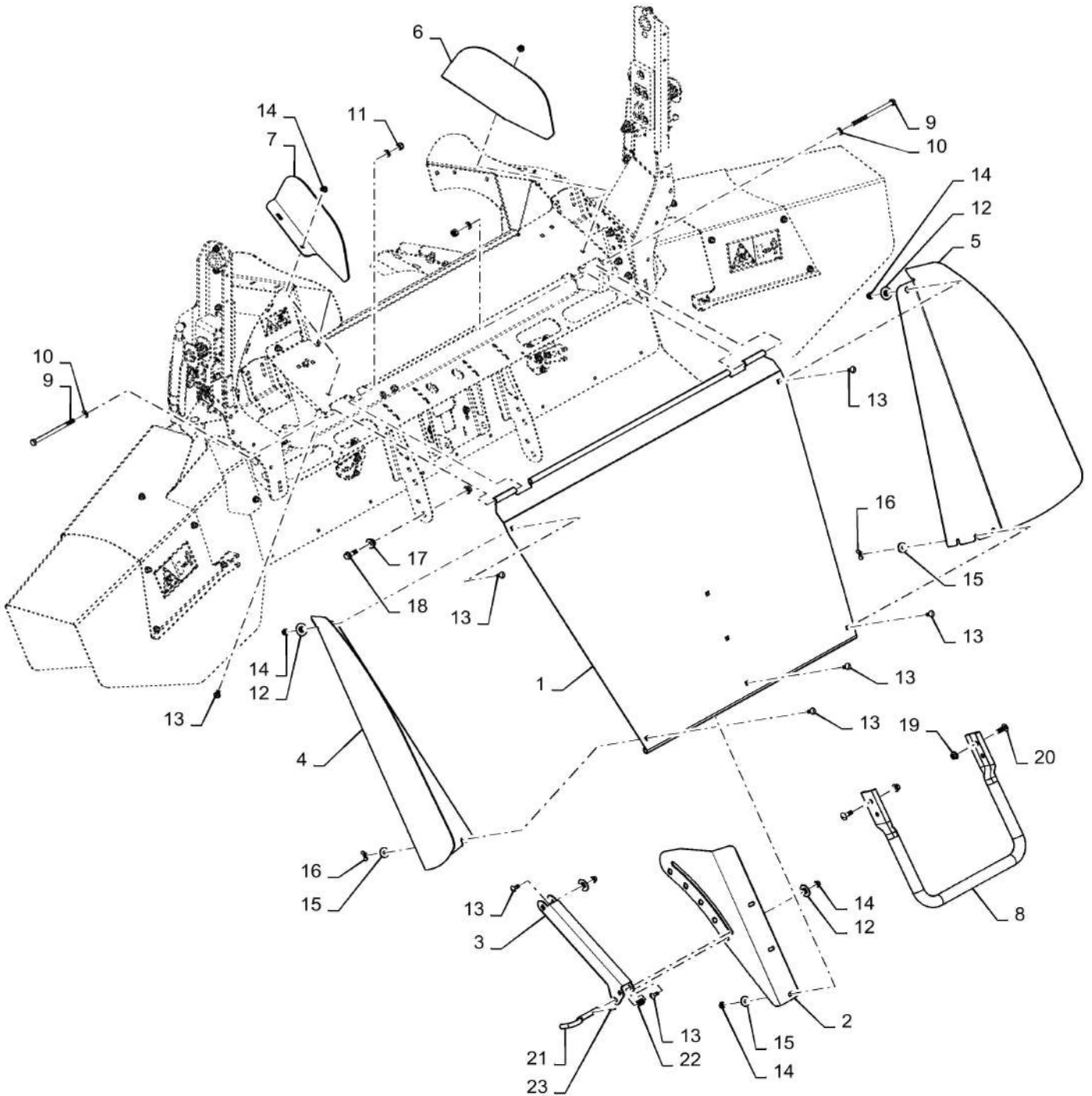
88.100.73

16

p1

10/201
3

DIA KIT: SPREADER HOOD ASSY/WINDROW CONVERSION



88.100.73

16

p1

10/201
3**DIA KIT: SPREADER HOOD ASSY/WINDROW CONVERSION**

REF FN	PART NUMBER	YR/SN	QTY DESCRIPTION
	84424423		1 SERVICE KIT Spreader Cover To Windrow Chute, Incl Ref 1-23
1	87707006		1 HINGE
2	84474146		1 GUIDE
3	87724590		1 SUPPORT ASSY.
4	84385791		1 DEFLECTOR LH RR
5	84385793		1 DEFLECTOR RH RR
6	84385795		1 DEFLECTOR RH FR
7	84385797		1 DEFLECTOR LH FR
8	87746671		1 HANDLE
9	86624000		2 BOLT Hex, M10 x 150mm, Cl 8.8
10	86624176		4 WASHER M10 x 20 x 2
11	100037		2 NUT M10 x 1.5, Cl 8, Prev Torque
12	87374162		4 BUSHING
13	87682383		13 BOLT
14	86507066		11 FLANGE NUT M8 x 1.25, Flg, Cl 10
15	87033737		5 WASHER M8 x 28 x 3
16	84807781		2 WING NUT M8
17	84231043		1 BUSHING
18	87698837		1 BOLT
19	86050279		5 FLANGE NUT M10 x 1.5, Flg, Cl 10
20	87682392		4 BOLT
21	1319740C2		1 PIN
22	87000071		1 COMPRESSION SPRING
23	300865		1 LOCK PIN M3 x 20, Slotted
			7230 8230 9230

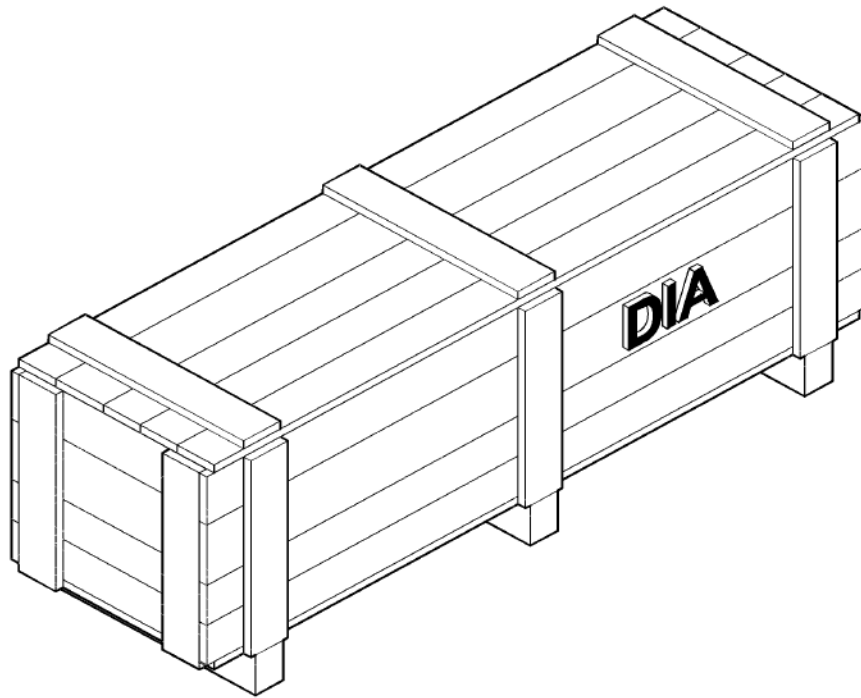
88.100.73

17

p1

10/201
3

DIA KIT: HORIZONTAL RESIDUE DISC SPREADER **MY12 PHASE 1, DO NOT RELEASE!!!!**



88.100.73

17

p1

10/201
3

DIA KIT: HORIZONTAL RESIDUE DISC SPREADER **MY12 PHASE 1, DO NOT RELEASE!!!!**

REF FN	PART NUMBER	YR/SN	QTY DESCRIPTION
	84577303		1 SERVICE KIT DIA, Horizontal Disc Residue Spreaders
			7230 8230 9230

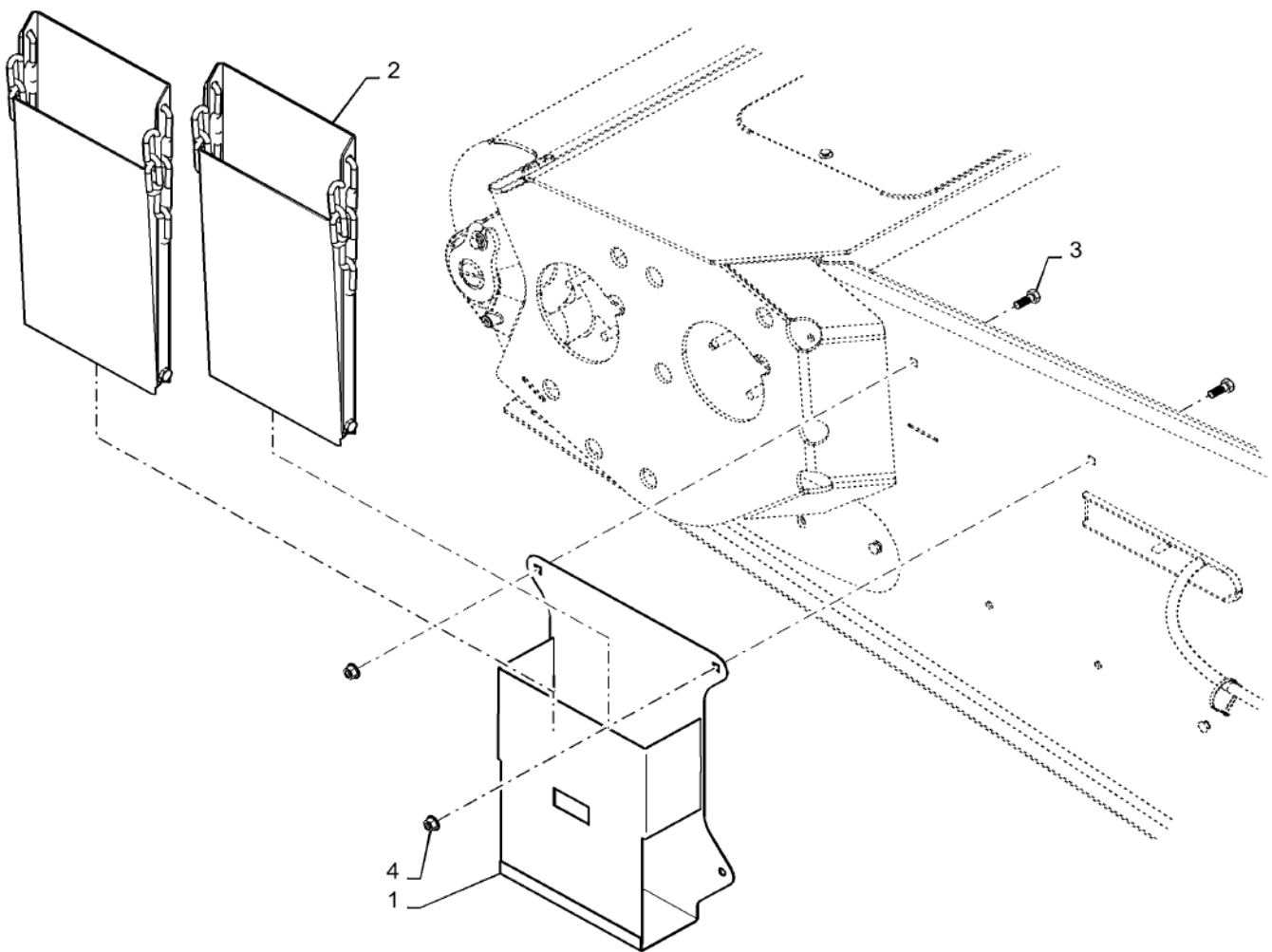
88.100.73

19

p1

10/201
3

DIA KIT: WHEEL CHOCK-GERMANY AND SWITZERLAND ONLY



88.100.73

19

p1

10/201
3

DIA KIT: WHEEL CHOCK-GERMANY AND SWITZERLAND ONLY

REF FN	PART NUMBER	YR/SN	QTY DESCRIPTION
1	84393295		1 HOLDER
2	452769		2 WHEEL CHOCK
3	86633356		2 CARRIAGE BOLT Short NK, M10 x 25, Cl8.8, Full Thd
4	9804278		2 FLANGE NUT Hex Flg, M10, 1.5 Pitch, Gr 8
			7230 8230 9230

88.100.74

01

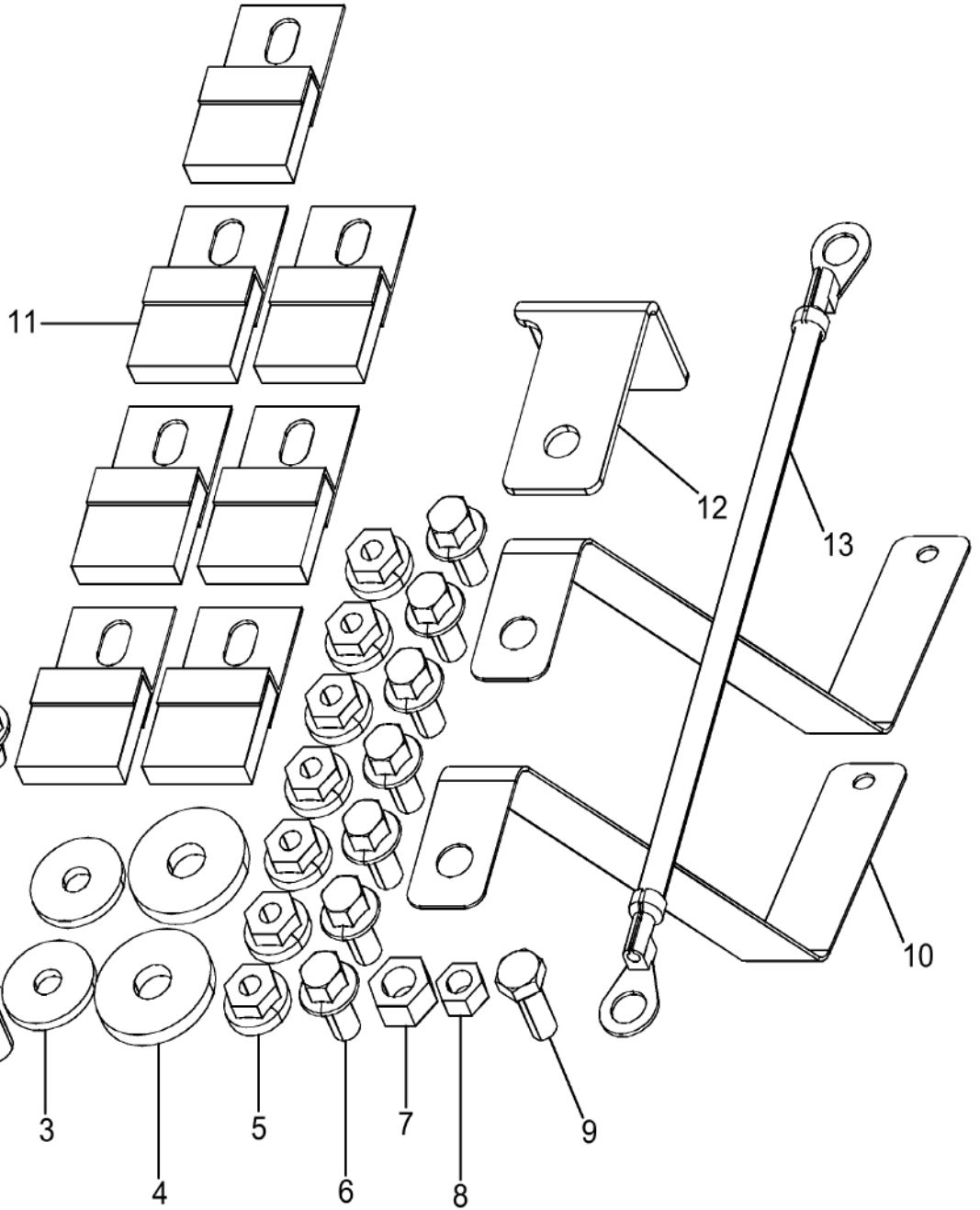
p1

10/201
3

DIA KIT: ANTI-STATIC



1



88.100.74

01

p1

10/201
3**DIA KIT: ANTI-STATIC**

REF FN	PART NUMBER	YR/SN	QTY DESCRIPTION
1	87557858 84209496		1 SERVICE KIT DIA, Anti-Static, Incl 2 - 15 1 INSTRUCTION
2	120104		1 BOLT Hex, M8 x 1.25 x 20mm, CI 8.8, Full Thd
3	140040		2 WASHER M6 x 22 x 2
4	140041		2 WASHER M8 x 28 x 3
5	523282		7 SERRATED NUT Flg, USR, 1/4"-20
6	523291		7 BOLT Hex Serr Flg, 1/4" - 20 x 1/2"
7	9706690		1 NUT Hex, M8, 1.25mm Pitch, 6.80mm High, CI 8, ZND
8	9706755		1 NUT M6, CI 8
9	86508568		1 BOLT Hex, M6 x 16mm, CI 8.8, Full Thd
10	87553494		2 STRAP
11	87585241		7 BRUSH, COMMUTATOR
12	87600126		1 BRACKET
13	87643605		1 CABLE
14	84733		5 SELF-TAP SCREW Slotted Hex Wash Hd, 1/4" x 3/8"
15	281-2456		2 SELF-TAP SCREW Hex Wash Hd, #10-24 x 3/8"

7230 8230 9230

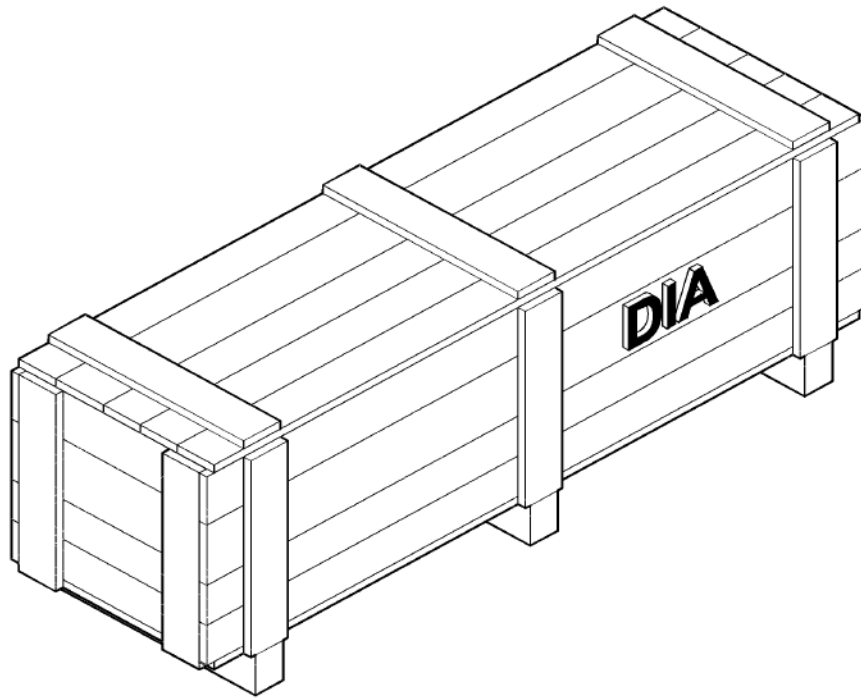
88.100.74

02

p1

10/201
3

DIA KIT: UPPER SIEVES



88.100.74

02

p1

10/201
3

DIA KIT: UPPER SIEVES

REF FN	PART NUMBER	YR/SN	QTY DESCRIPTION
	84084664		1 DIA KIT, HARVESTER 2 of 62 In. 1 5/8 Upper Sieve Adjustable Chaffer Corn Slat W/ Rake (See Page 74.114.01(02))
	84084981		1 SIEVE 2 Of 62 In. - Upper Sieve Peterson W/ Rake (See Page 74.114.01(02))
	84084984		1 SIEVE 2 Of 62 In. - 1 1/8 Upper Sieve Closz Slat W/ Rake (See Page 74.114.01(02))
	84084324		1 DIA KIT, HARVESTER 2 Of 62 In. - Upper Adjustable Chaffer 1 5/8 Closz Slat W/ Rake (See Page 74.114.01(02))

7230 8230 9230

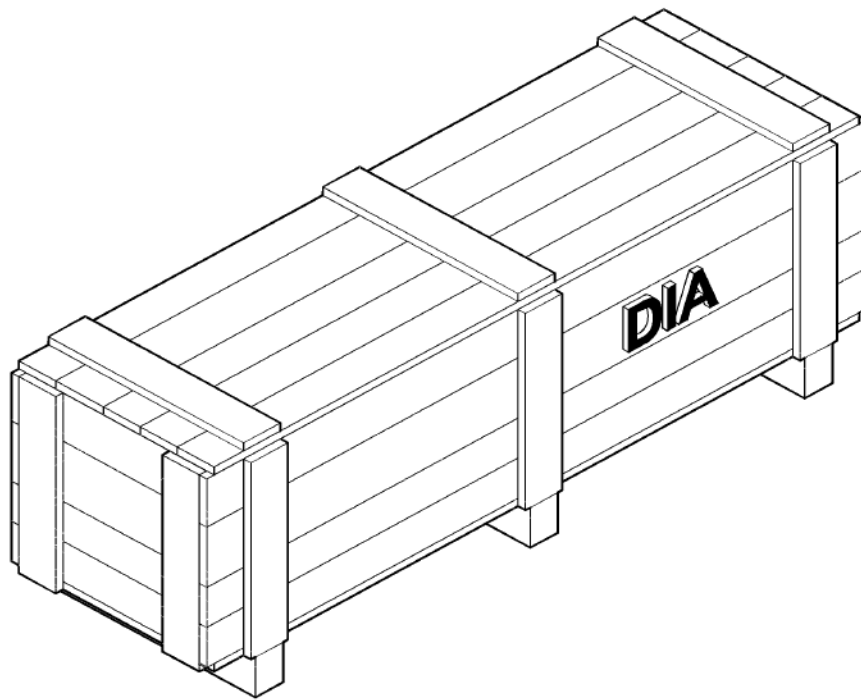
88.100.74

03

p1

10/201
3

DIA KIT: PRESIEVES



88.100.74

03

p1

10/201
3

DIA KIT: PRESIEVES

REF FN	PART NUMBER	YR/SN	QTY DESCRIPTION
	87105820		1 SIEVE Presieve, EU Only
	87109817		1 GRAIN SIEVE Presieve, 1 1/8
	87109821		1 SIEVE Presieve, 1 5/8 Corn
	87109826		1 SIEVE Presieve, 1 5/8 Corn Colsz Slat
	84050436		1 PRE SIEVE Front Sieve, HC, 1 5/8, EU Only
	84076561		1 SIEVE Presieve, EU Only
			7230 8230 9230

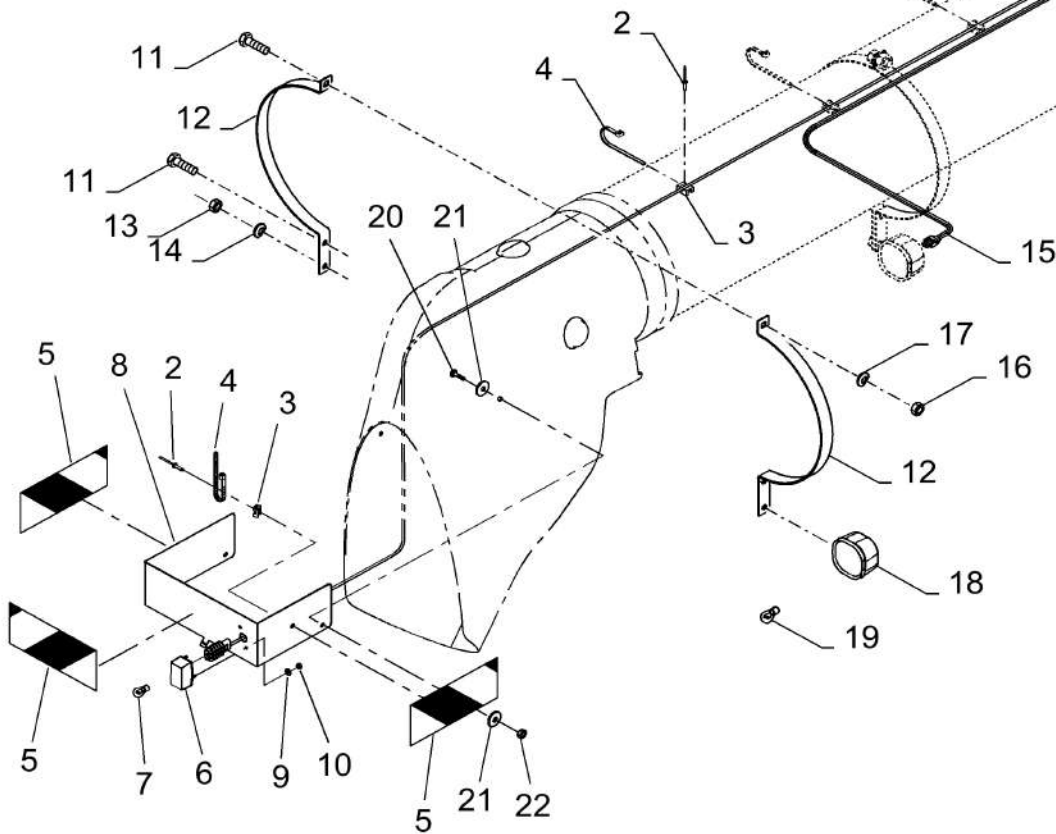
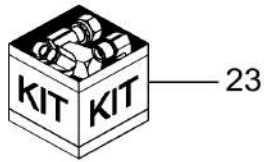
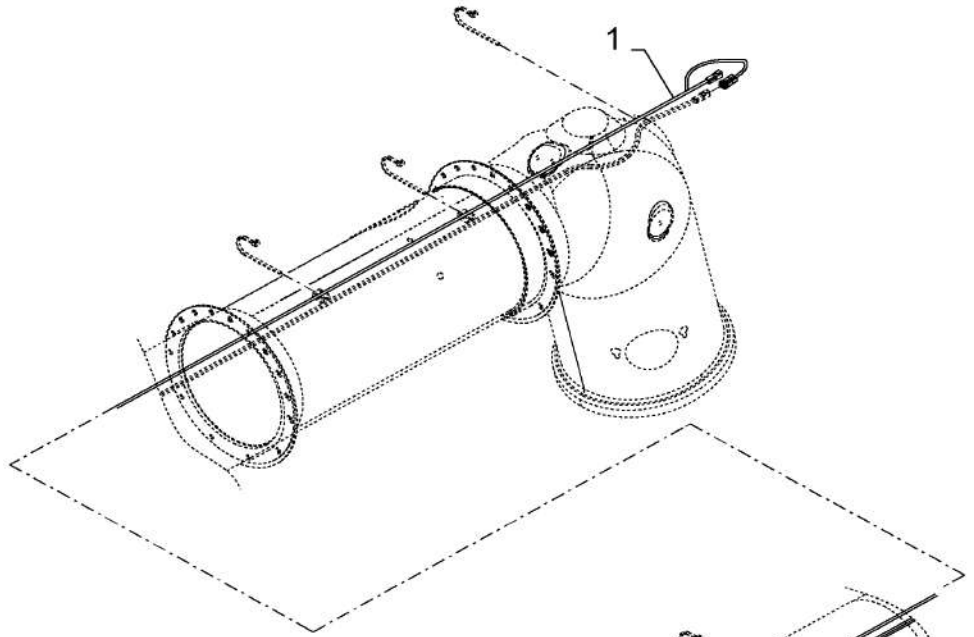

88.100.74

04

p1

10/201
3

SIGNAL PLATES FOR UNLOADING TUBE; EUROPE ONLY



88.100.74

04

p1

10/201
3**SIGNAL PLATES FOR UNLOADING TUBE; EUROPE ONLY**

REF FN	PART NUMBER	YR/SN	QTY DESCRIPTION
1	86610718		1 WIRE HARNESS
2	325911		2 RIVET Pop, M4.8 x 7.4
3	86590413		AR BASE
4	86566989		2 CABLE TIE M4.75 x 190.5 L
5	84441358		1 DECAL
6	84429842		1 LAMP (7)
7	86616250		1 BULB #W5W, 5w
8	87573924		1 BRACKET
9	9824326		2 WASHER M5 x 10 x 1 Thk
10	43440		2 LOCK NUT M5 x .8, CI 8
11	{43139}		2
12	87553982		2 BRACKET
13	9706690		1 NUT Hex, M8, 1.25mm Pitch, 6.80mm High, CI 8, ZND
14	322358		1 BELLEVILLE WASHER M8
15	87727145		1 UNLOADING TUBE 6000 mm L Signal Plates For Unloading Tube
16	100016		2 NUT M10, CI 8
17	140045		2 BELLEVILLE WASHER M10
18	84067907		1 WORK LAMP (19)
19	9847313		1 BULB #894, 12V, 37.5W
20	120100		3 BOLT Hex, M6 x 1 x 20mm, CI 8.8
21	9824259		6 WASHER 6.40mm ID x 12.00mm OD x 1.60mm, CST ZND
22	353308		3 NUT M6 x 1, CI 8
23	87544261		1 UNLOAD TUBE SIGNAL PLATE Kit; Incl Refs 1 Thru 7, 8 Thru 10, & 20 Thru 22

7230 8230 9230

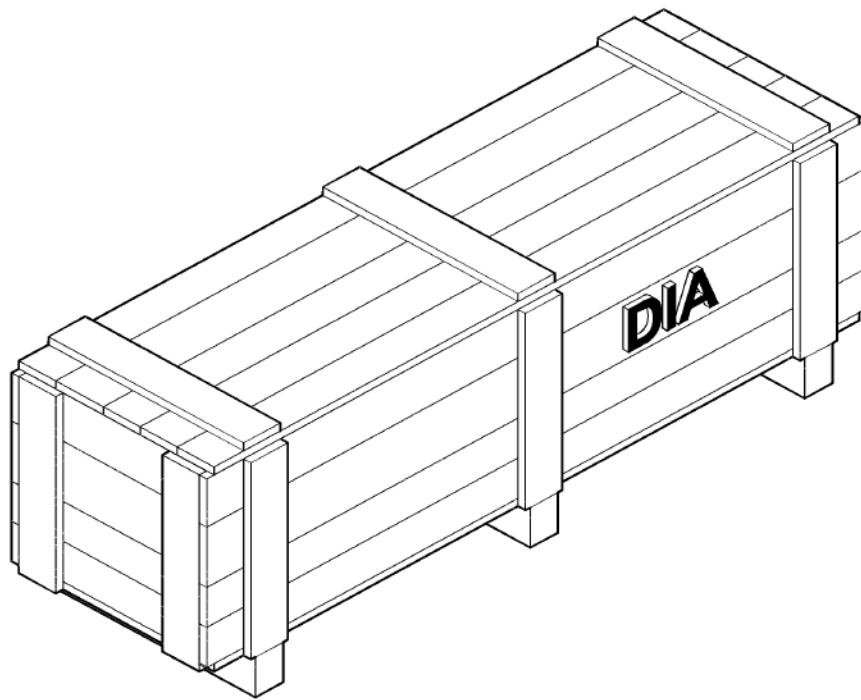
88.100.74

04

p1

10/201
3

DIA KIT: LOWER SIEVES



88.100.74

04

p1

10/201
3

DIA KIT: LOWER SIEVES

REF FN	PART NUMBER	YR/SN	QTY DESCRIPTION
	84084326		1 DIA KIT, HARVESTER 2 Of 62 In. Adjustable Shoe 1 1/8 Lower Grain Slat, See Page74.118.01
	84084328		1 DIA KIT, HARVESTER 2 Of 62 In. Closz Slat, 1 5/8 Lower, See Page74.118.01

7230 8230 9230

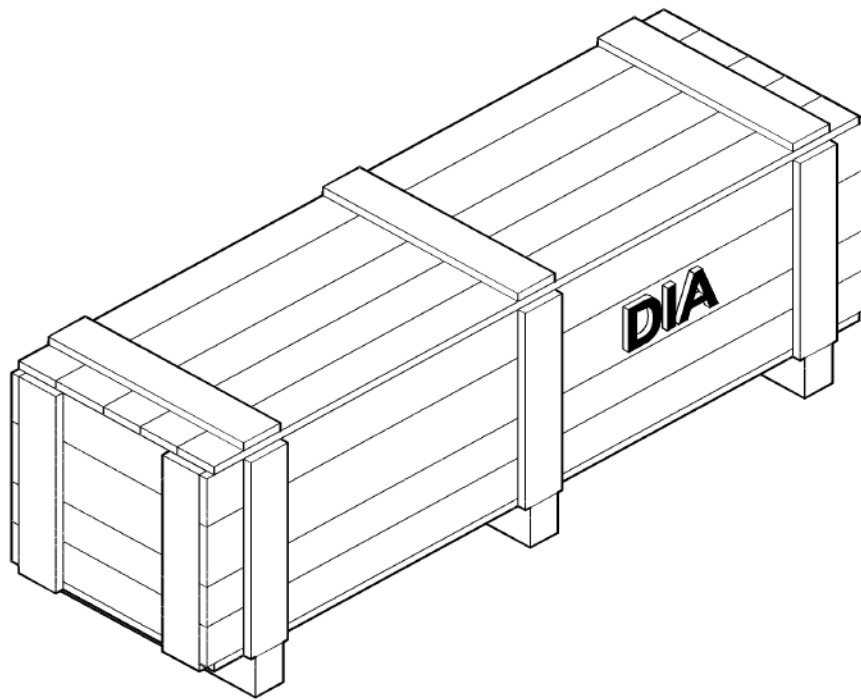
88.100.74

05

p1

10/201
3

DIA KIT: ROUND HOLE SIEVES



88.100.74

05

p1

10/201
3

DIA KIT: ROUND HOLE SIEVES

REF FN	PART NUMBER	YR/SN	QTY DESCRIPTION
	742135		1 DIA KIT, HARVESTER Round Hole Sieve Frame
	9560147		1 ROUNDHOLE SIEVE 16 FL - (2) 62 In
	9560148		1 ROUNDHOLE SIEVE 18 FL - (2) 62 In
	84084507		1 SIEVE Round Hole, 2.5A - (2) 62 In
	84084511		1 SIEVE Round Hole, 10A - (2) 62 In
			7230 8230 9230

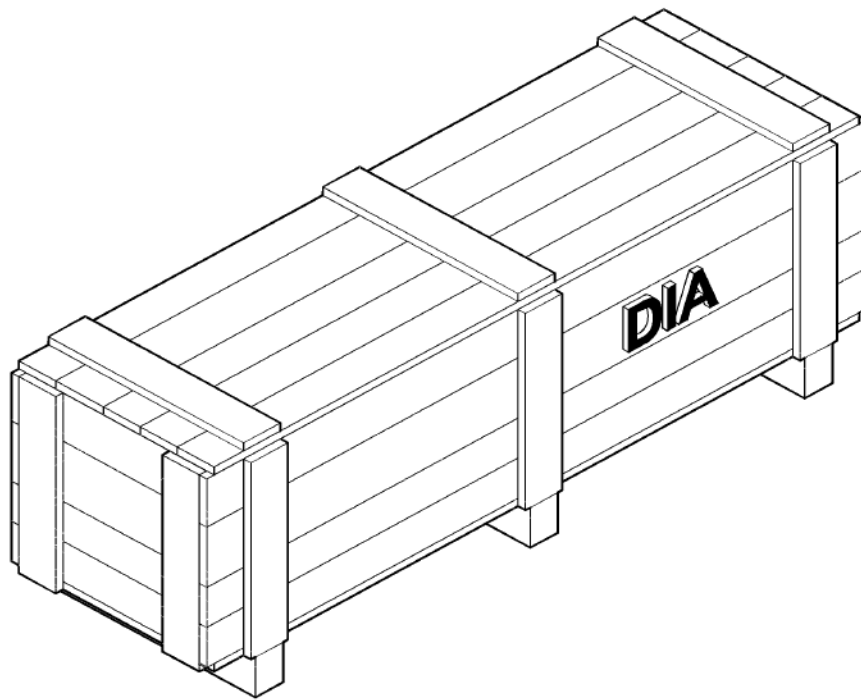
88.100.74

06

p1

10/201
3

DIA KIT: HARD THRESH TAILINGS



88.100.74

06

p1

10/201
3

DIA KIT: HARD THRESH TAILINGS

REF FN	PART NUMBER	YR/SN	QTY DESCRIPTION
	87743232		1 DIA KIT, HARVESTER HARD TRESH TAILINGS, ROUGH TROUGH COVER FOR TAILINGS AUGER PLUS BOTTOM OF TRI-SWEEP, See Page 74.140.14(01)
	87743231		1 DIA KIT, HARVESTER HARD THRESH TAILINGS EXTENDED WEAR, SAME AS KIT 87743232 EXCEPT THE TRI-SWEEP TAILINGS DOOR WEAR PLATE IS HIGH WEAR, See Page 74.140.14(01)
			7230 8230 9230

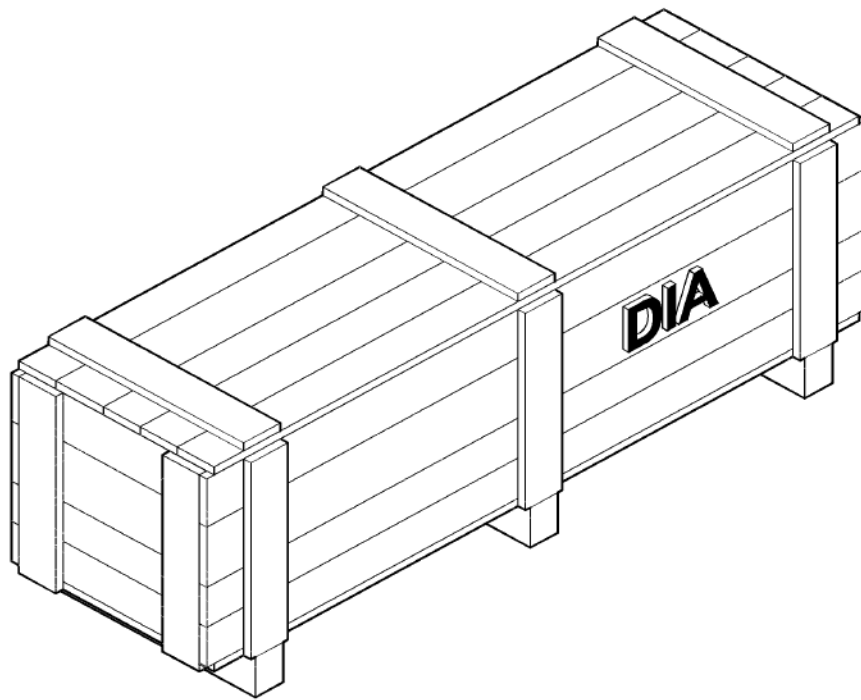
88.100.74

06

p1

10/201
3

DIA KIT: UNLOADING TUBE SIGNAL PLATES, HC (HIGH CAPACITY) RIGID, EU ONLY



88.100.74

06

p1

10/201
3

DIA KIT: UNLOADING TUBE SIGNAL PLATES, HC (HIGH CAPACITY) RIGID, EU ONLY

REF FN	PART NUMBER	YR/SN	QTY DESCRIPTION
	84361799		1 UNLOADING TUBE DIA Kit, Unloading Tube Signal Plates, HC (High Capacity), EU Only

7230 8230 9230

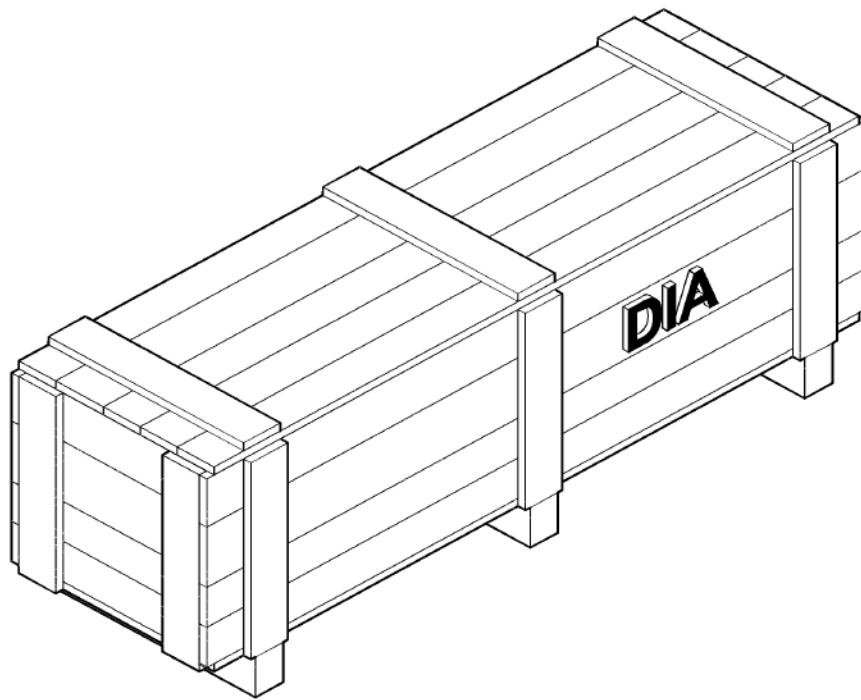
88.100.80

01

p1

10/201
3

**DIA KIT: PERFORATED COVER ROUND, CLEAN GRAIN CROSS AUGER AND TAILINGS TROUGH
COVER/ELEVATOR BOOT**



88.100.80

01

p1

10/201
3

DIA KIT: PERFORATED COVER ROUND, CLEAN GRAIN CROSS AUGER AND TAILINGS TROUGH COVER/ELEVATOR BOOT

REF FN	PART NUMBER	YR/SN	QTY DESCRIPTION
	84084680		1 COVER Kit, Clean Grain Cross Auger And Tailings Trough Cover And Elevator Boot (See Page 80.101.19)
			7230 8230 9230

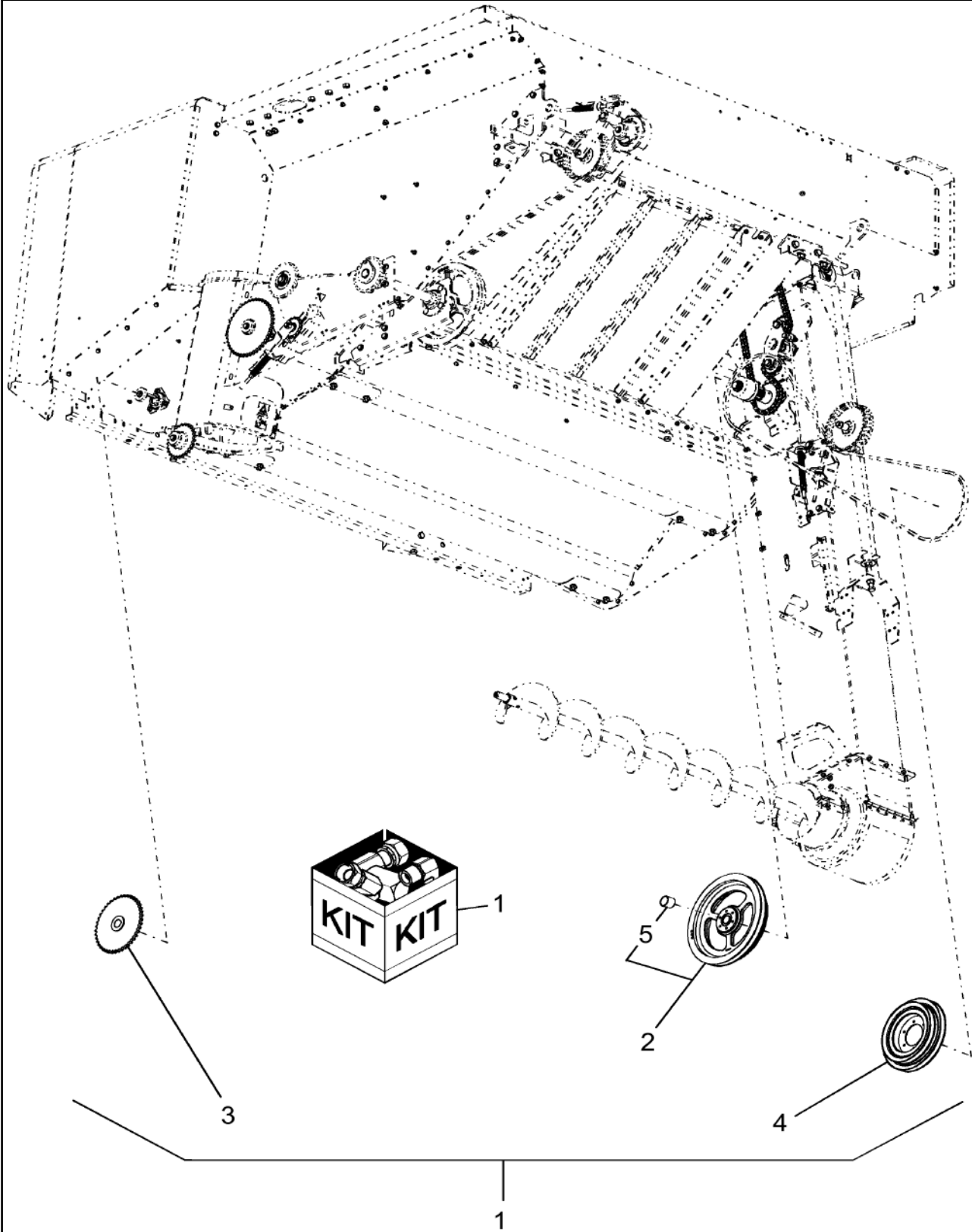
88.100.80

02

p1

10/201
3

DIA KIT: SLOW DOWN - ELEVATOR & GRAIN TANK



88.100.80

02

p1

10/201
3

DIA KIT: SLOW DOWN - ELEVATOR & GRAIN TANK

REF FN	PART NUMBER	YR/SN	QTY DESCRIPTION
	84175803		1 SERVICE KIT DIA, Includes Ref 1-9, 82/9230 NA/ANZ Only
1	84154949		4 SUPPORT ASSY.
2	84175795		2 PIPE
3	84175799		2 PIPE
4	84175801		4 PIPE
5	9804258		12 BOLT Hvy Hex, M8 x 1.25 x 20mm, Cl 8.8, Full Thd
6	9804277		12 FLANGE NUT Hex Flg, M8, 1.25 Pitch, Gr 8
7	87106279		16 PIN
8	84187375		1 CANVAS 12330 L / 350 Bushel
9	84201536		1 INSTRUCTION
			7230 8230 9230

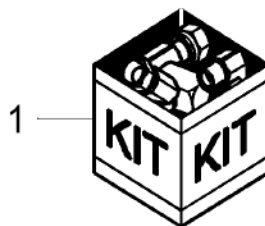
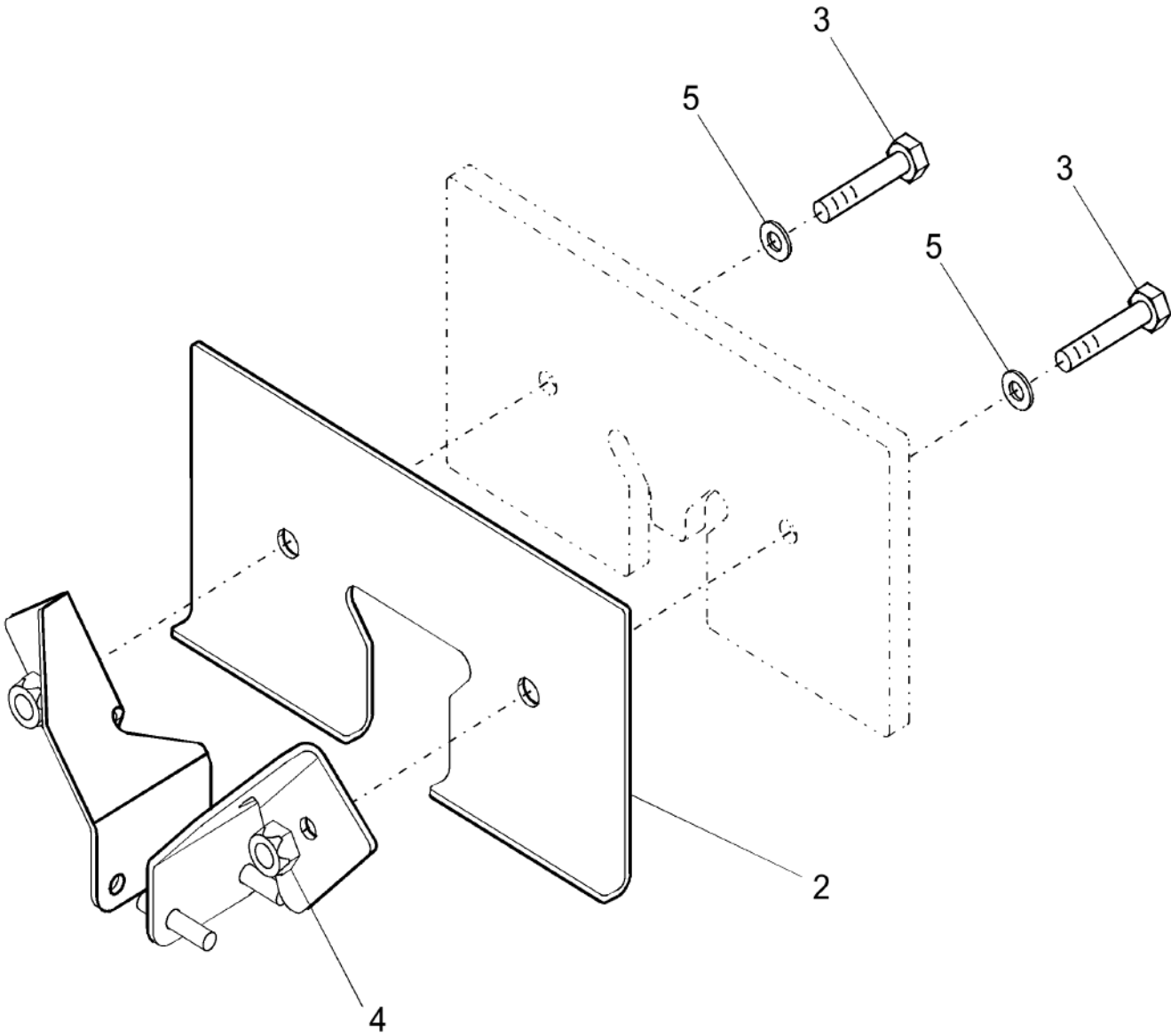
88.100.80

03

p1

10/201
3

DIA KIT: FLIGHTING ASSY, CLEAN GRAIN ELEVATOR



88.100.80

03

p1

10/201
3

DIA KIT: FLIGHTING ASSY, CLEAN GRAIN ELEVATOR

REF FN	PART NUMBER	YR/SN	QTY DESCRIPTION
1	84083472		1 KIT Flight Assy, Scraper Assy For Clean Grain Elevator (See Page 80.101.34)
2	87283161		2 BLADE
3	43128		4 BOLT Hex, M8 x 1.25 x 30.00mm, CI 8.8, ZND
4	86629542		4 NUT M8 x 1.25, CI 8
5	NLS		NO LONGER SERVICED No Longer Used, Part Of Ref 3
			7230 8230 9230

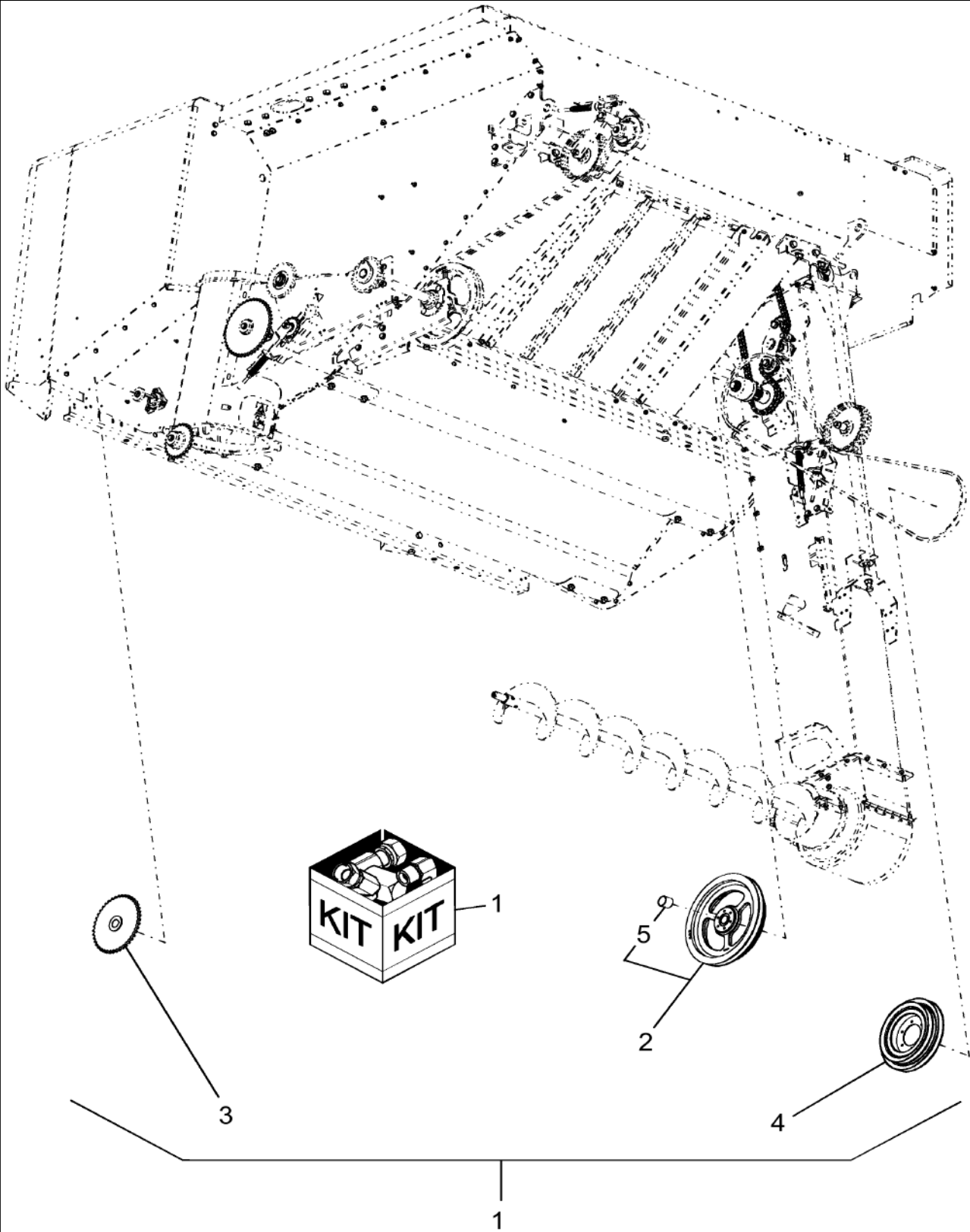
88.100.80

04

p1

10/201
3

DIA KIT: CANVAS ASSY, GRAINTANK EXT, 350 BUSHEL, NA/ANZ ONLY



88.100.80

04

p1

10/201
3

DIA KIT: CANVAS ASSY, GRAINTANK EXT, 350 BUSHEL, NA/ANZ ONLY

REF FN	PART NUMBER	YR/SN	QTY DESCRIPTION
	84175803		1 SERVICE KIT DIA, Includes Ref 1-9, 82/9230 NA/ANZ Only
1	84154949		4 SUPPORT ASSY.
2	84175795		2 PIPE
3	84175799		2 PIPE
4	84175801		4 PIPE
5	9804258		12 BOLT Hvy Hex, M8 x 1.25 x 20mm, Cl 8.8, Full Thd
6	9804277		12 FLANGE NUT Hex Flg, M8, 1.25 Pitch, Gr 8
7	87106279		16 PIN
8	84187375		1 CANVAS 12330 L / 350 Bushel
9	84201536		1 INSTRUCTION
			7230 8230 9230

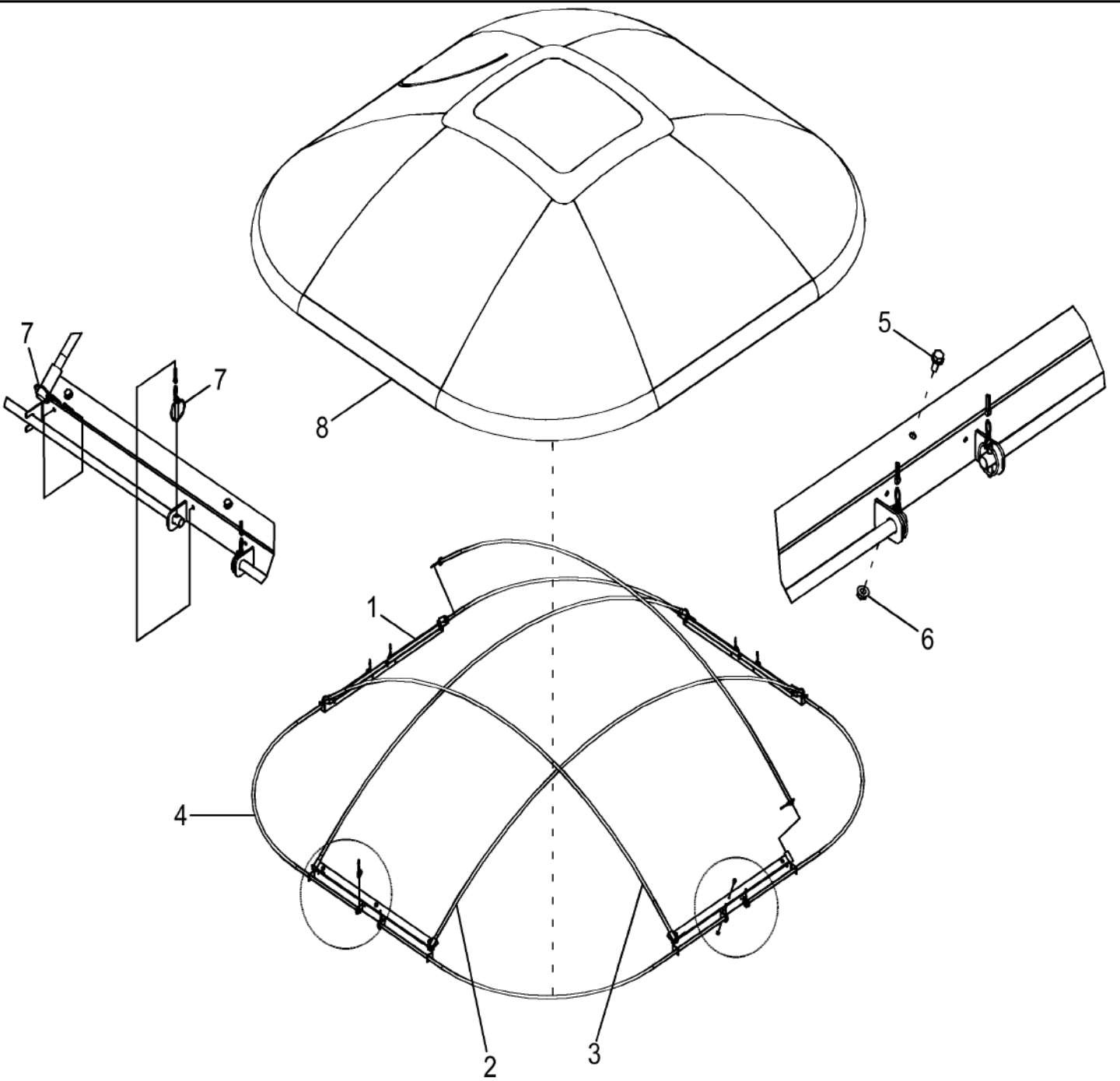
88.100.80

05

p1

10/201
3

DIA KIT: CANVAS ASSY, GRAINTANK EXT, 315 BU



88.100.80

05

p1

10/201
3

DIA KIT: CANVAS ASSY, GRAINTANK EXT, 315 BU

REF FN	PART NUMBER	YR/SN	QTY DESCRIPTION
	84175802		1 SERVICE KIT DIA, Incl Ref 1-9 7230 NA/ANZ Only
1	84154949		4 SUPPORT ASSY.
2	84154940		2 PIPE Left Hand, Right Hand
3	84154939		2 PIPE Front Right, Rear Right
4	84154938		4 PIPE
5	9804258		12 BOLT Hvy Hex, M8 x 1.25 x 20mm, CI 8.8, Full Thd
6	9804277		12 FLANGE NUT Hex Flg, M8, 1.25 Pitch, Gr 8
7	87106279		16 PIN
8	84187374		1 CANVAS 315 Bushel
9	84201536		1 INSTRUCTION

7230 8230 9230

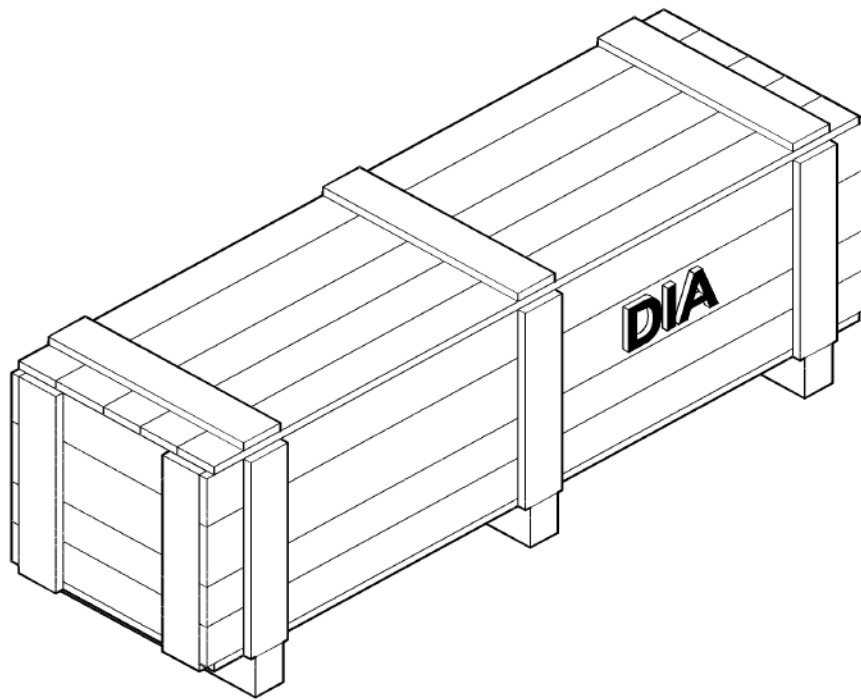
88.100.80

06

p1

10/201
3

DIA KIT: MANUAL TO POWER GRAIN TANK EXTENSION CONVERSION- NORTH AMERICA AND ANZ ONLY



88.100.80

06

p1

10/201
3

DIA KIT: MANUAL TO POWER GRAIN TANK EXTENSION CONVERSION- NORTH AMERICA AND ANZ ONLY

REF FN	PART NUMBER	YR/SN	QTY DESCRIPTION
	84403634		1 SERVICE KIT DIA, Manual Extension To Power Extension Conversion- North America And ANZ Only, See Pages 80.154.06 And 80.154.06(02)
			7230 8230 9230

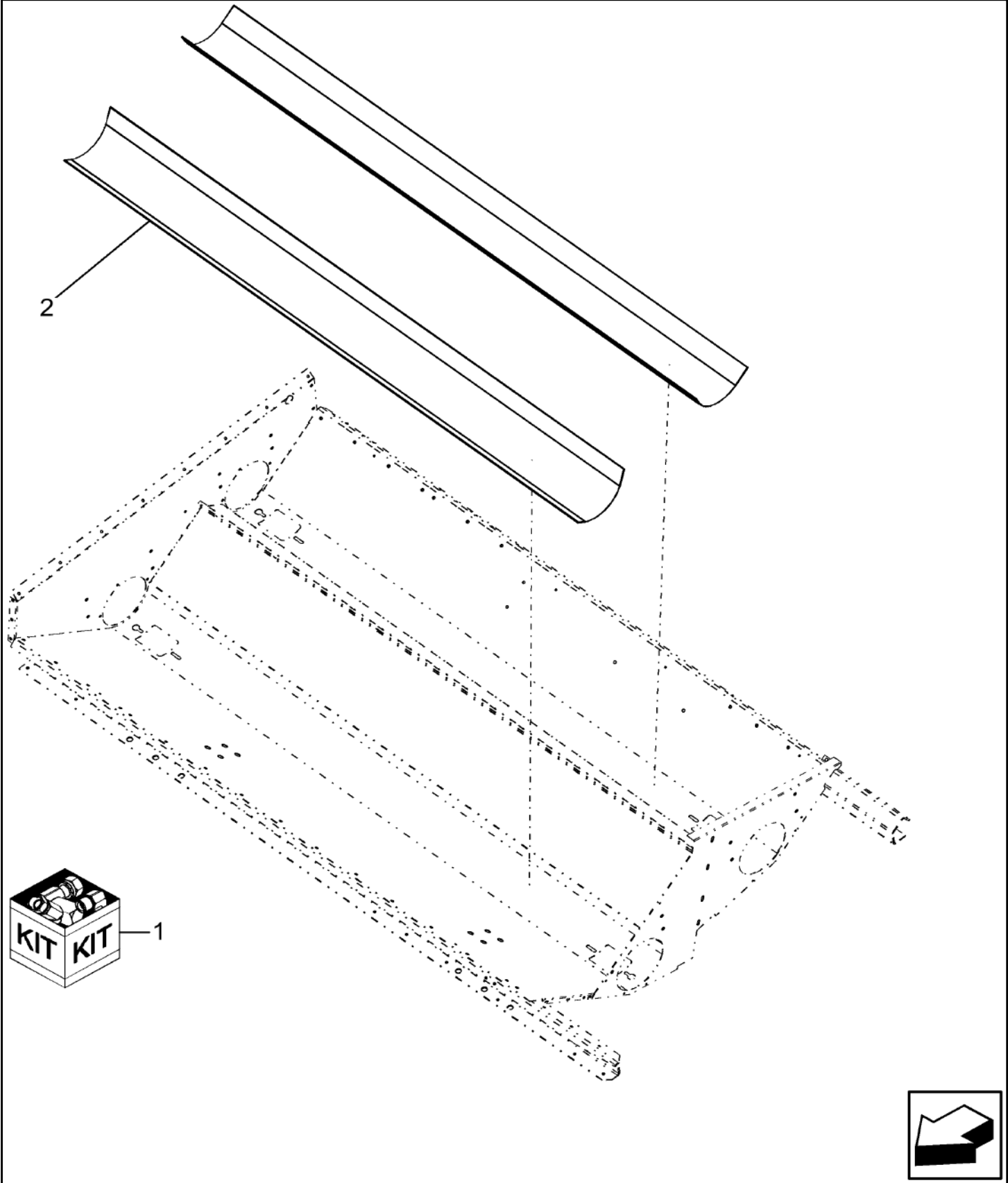
88.100.80

07

p1

10/201
3

DIA KIT: EXTENDED WEAR, GRAIN TANK BOTTOM



88.100.80

07

p1

10/201
3

DIA KIT: EXTENDED WEAR, GRAIN TANK BOTTOM

REF FN	PART NUMBER	YR/SN	QTY DESCRIPTION
1	87662994		1 DIA KIT, HARVESTER Grain Tank Trough Liners; LC Version, Incl Ref 2(2) & Instructions
1	84529552		1 SERVICE KIT Grain Tank Through Liners, HC Version, Incl Ref 2(2) & Instructions
2	1 NSS		2 NOT SERVICED SEPARATELY Floor Plates
(1)	Welding Required		

7230 8230 9230

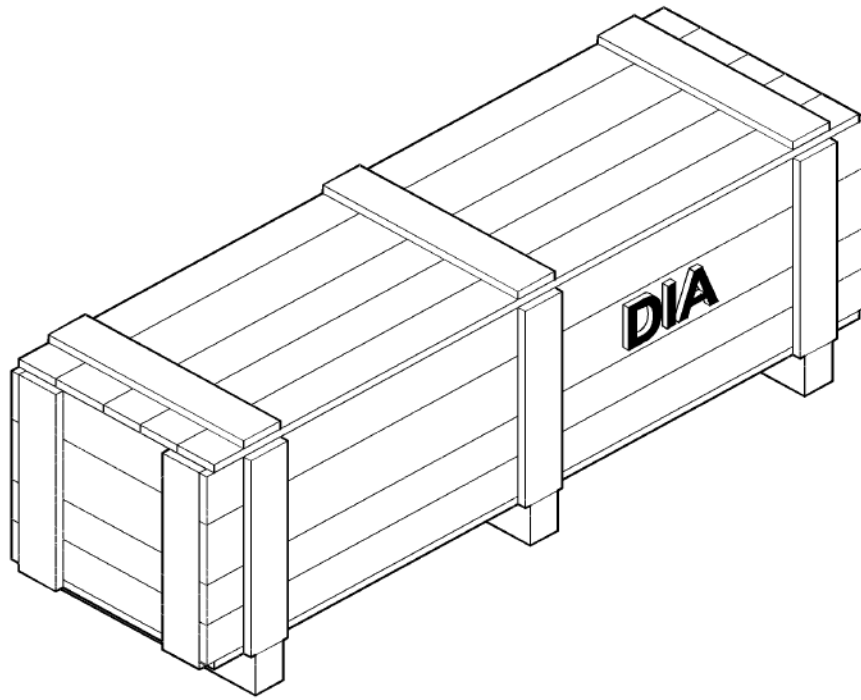
88.100.80

08

p1

10/201
3

DIA KIT: HC(HIGH CAPACITY) EXTENSION ABRASIVE, NORTH AMERICA AND ANZ ONLY



88.100.80

08

p1

10/201
3

DIA KIT: HC(HIGH CAPACITY) EXTENSION ABRASIVE, NORTH AMERICA AND ANZ ONLY

REF FN	PART NUMBER	YR/SN	QTY DESCRIPTION
---------------	--------------------	--------------	------------------------

84530902

1 UNLOADING TUBE DIA Kit, HC (High Capacity)
Extended Wear RFC Coated, For 45 Ft Heads, NA
And ANZ Only, 7.17 FT (2187mm) Long

7230 8230 9230

88.100.80

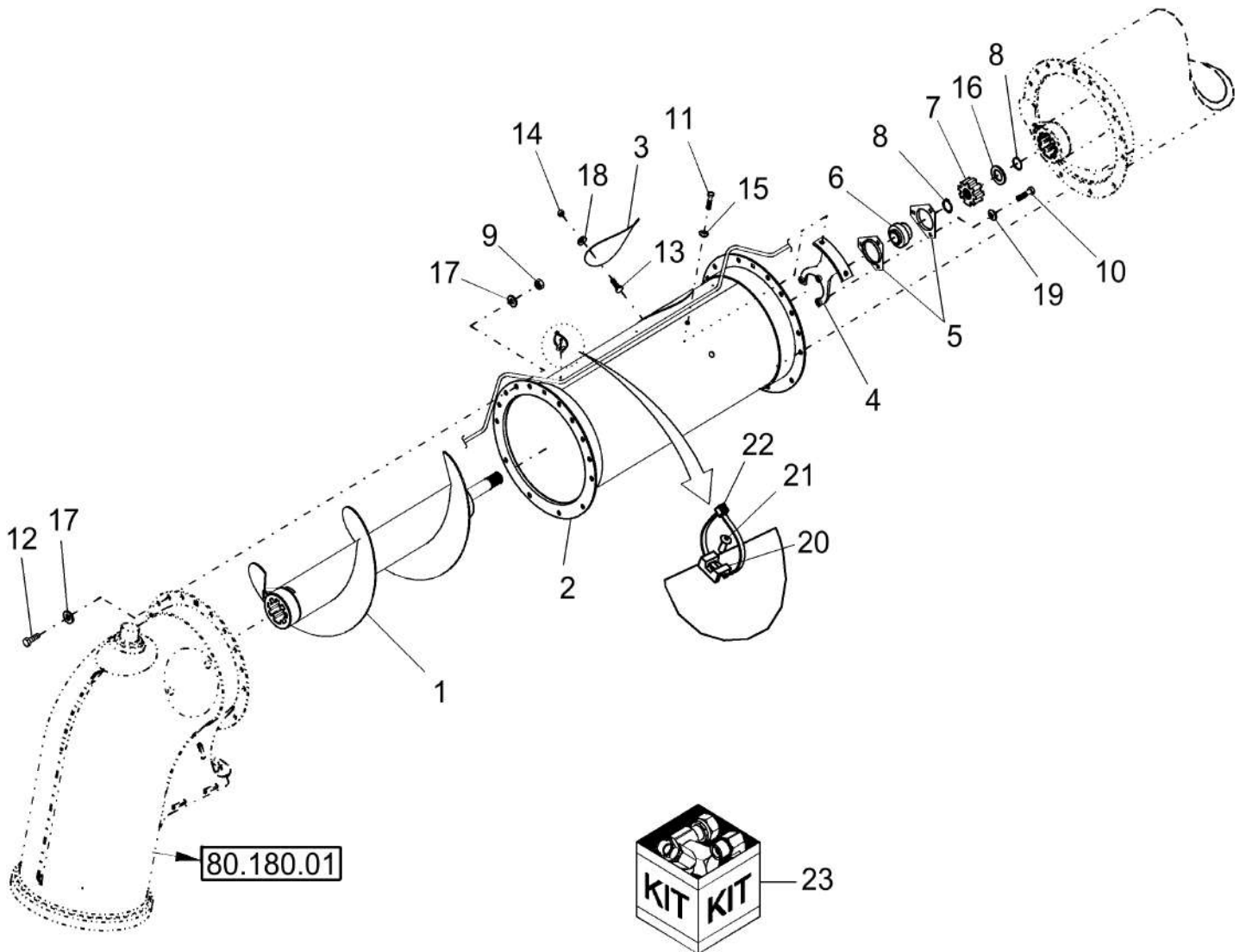
09

p1

10/201
3

DIA KIT: UNLOADING AUGER EXTENSION, 0.9 M (3 FT), STANDARD CAPACITY

80.180.05



88.100.80

09

p1

10/201
3**DIA KIT: UNLOADING AUGER EXTENSION, 0.9 M (3 FT), STANDARD CAPACITY**

REF FN	PART NUMBER	YR/SN	QTY DESCRIPTION
1	87575223		1 AUGER Standard & Perforated
1	87657822		1 AUGER Extended Wear
2	87552536		1 TUBE 412.6 mm OD x 914.4 mm L Unloading Auger Extension; Standard & Perforated, Red
2	87470153		1 TUBE 349.6 mm ID x 412.6 mm OD x 914.4 mm L Unloading Auger Extension; Extended Wear, Red
3	87552541		1 COVER Red
4	84072623		1 SUPPORT
5	86620026		2 FLANGED BEARING
6	87605590		1 BEARING ASSY 35 mm ID x 72 mm OD x 51.2 mm
6	87016482		1 SET SCREW Hex Soc, M10 x 10, Cup Pt Not Shown
7	87011705		1 HUB
8	370004		2 SNAP RING M35, Ext
9	9706685		19 NUT M12, CI 8
10	43140		3 BOLT Hex, M10 x 30mm, CI 8.8, Full Thd
11	300388		2 BOLT Hex, M12 x 25mm, CI 8.8
12	300389		19 BOLT Hex, M12 x 1.75 x 35mm, CI 8.8, Full Thd
13	86507486		2 CARRIAGE BOLT Sht Sq Nk, M8 x 20mm, CI 8.8, Full Thd
14	9706690		2 NUT Hex, M8, 1.25mm Pitch, 6.80mm High, CI 8, ZND
15	140046		2 BELLEVILLE WASHER Belleville, M12
16	84072793		1 WASHER M36 x 58 x 5 Thk
17	394630		38 WASHER M13 x 28 x 4, HT
18	322358		2 BELLEVILLE WASHER M8
19	140045		3 BELLEVILLE WASHER M10
20	86590413		3 BASE
21	445394		3 RIVET Pop, M4.8 x 12.7

7230 8230 9230

88.100.80

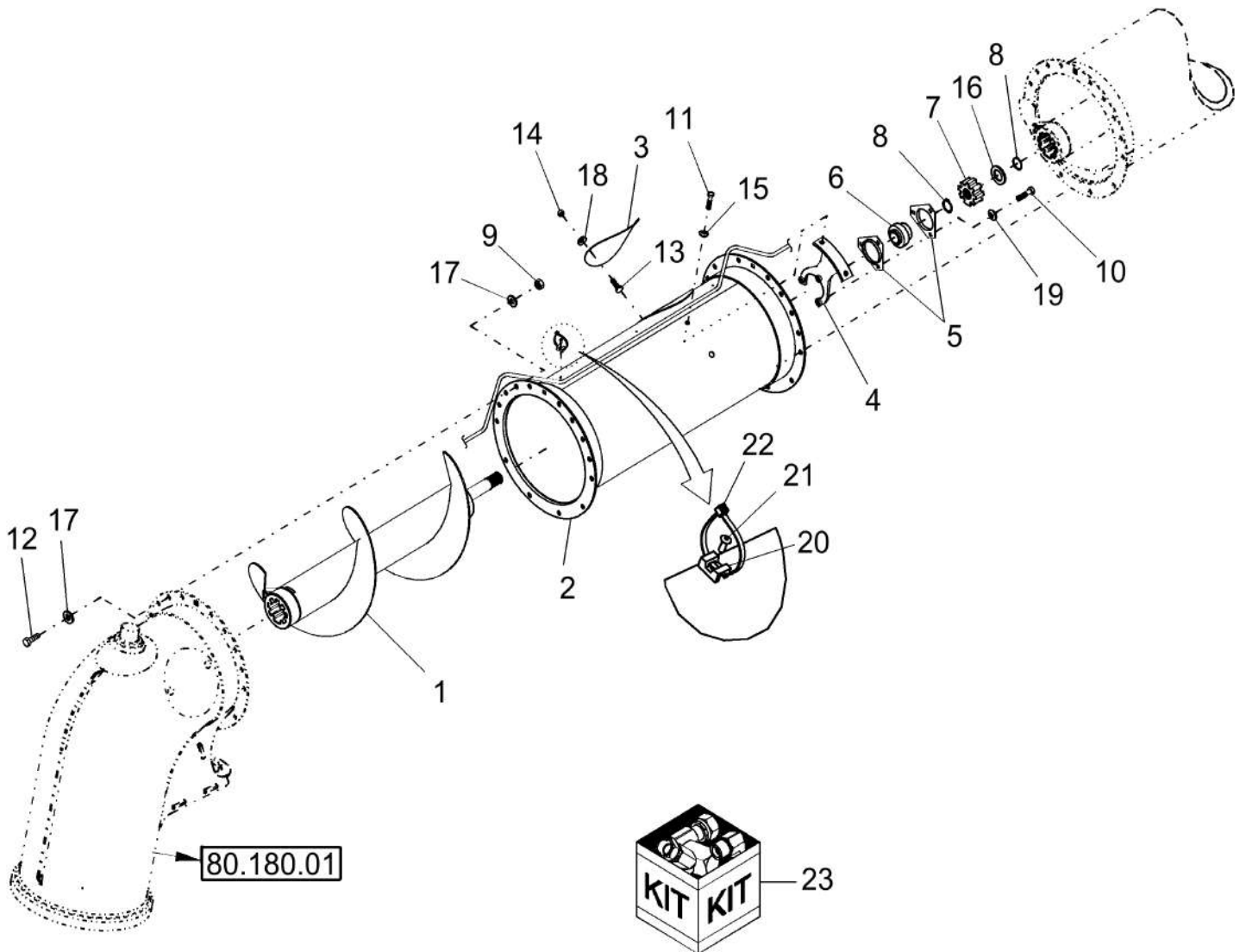
09

p2

10/201
3

DIA KIT: UNLOADING AUGER EXTENSION, 0.9 M (3 FT), STANDARD CAPACITY

80.180.05



80.180.01

23



88.100.80

09

p2

10/201
3

DIA KIT: UNLOADING AUGER EXTENSION, 0.9 M (3 FT), STANDARD CAPACITY

REF FN	PART NUMBER	YR/SN	QTY DESCRIPTION
22	86566989		3 CABLE TIE M4.75 x 190.5 L 45 x 4.8
23	87471942		1 AUGER Extension Assy, Standard & Perforated, Red; Incl Refs 1 Thru 21, As Indicated
23	87471943		1 AUGER Extension Assy, Exended Wear, Red; Incl Refs 1 Thru 21, As Indicated
			7230 8230 9230

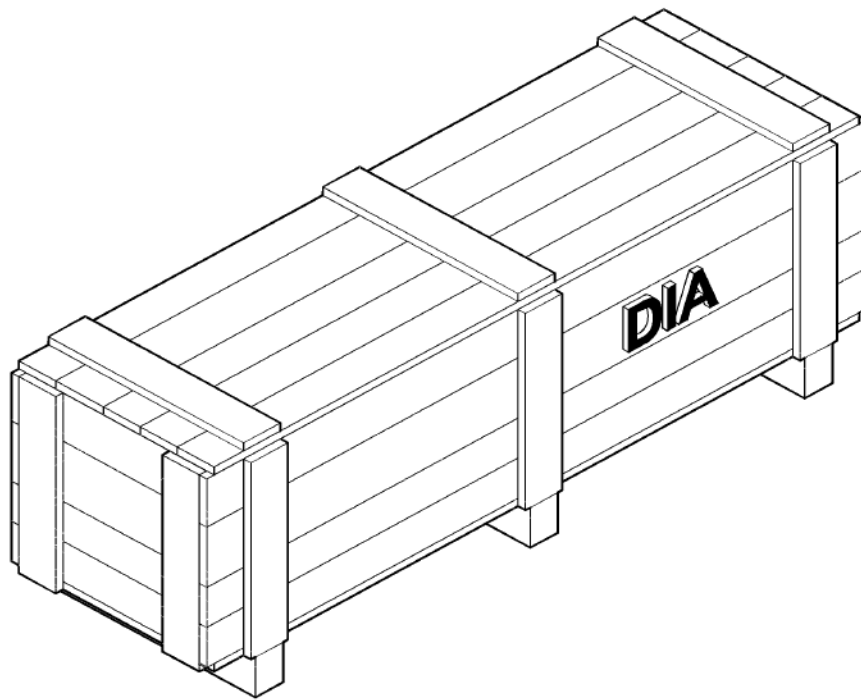
88.100.80

10

p1

10/201
3

DIA KIT: VERTICAL DISCHARGE UNLOADER



88.100.80

10

p1

10/201
3

DIA KIT: VERTICAL DISCHARGE UNLOADER

REF FN	PART NUMBER	YR/SN	QTY DESCRIPTION
84158659			1 DIA KIT, HARVESTER Vertical Discharge Spout, Unloader-- Standard Capacity Unload Only (See Page 80.180.07)
			7230 8230 9230

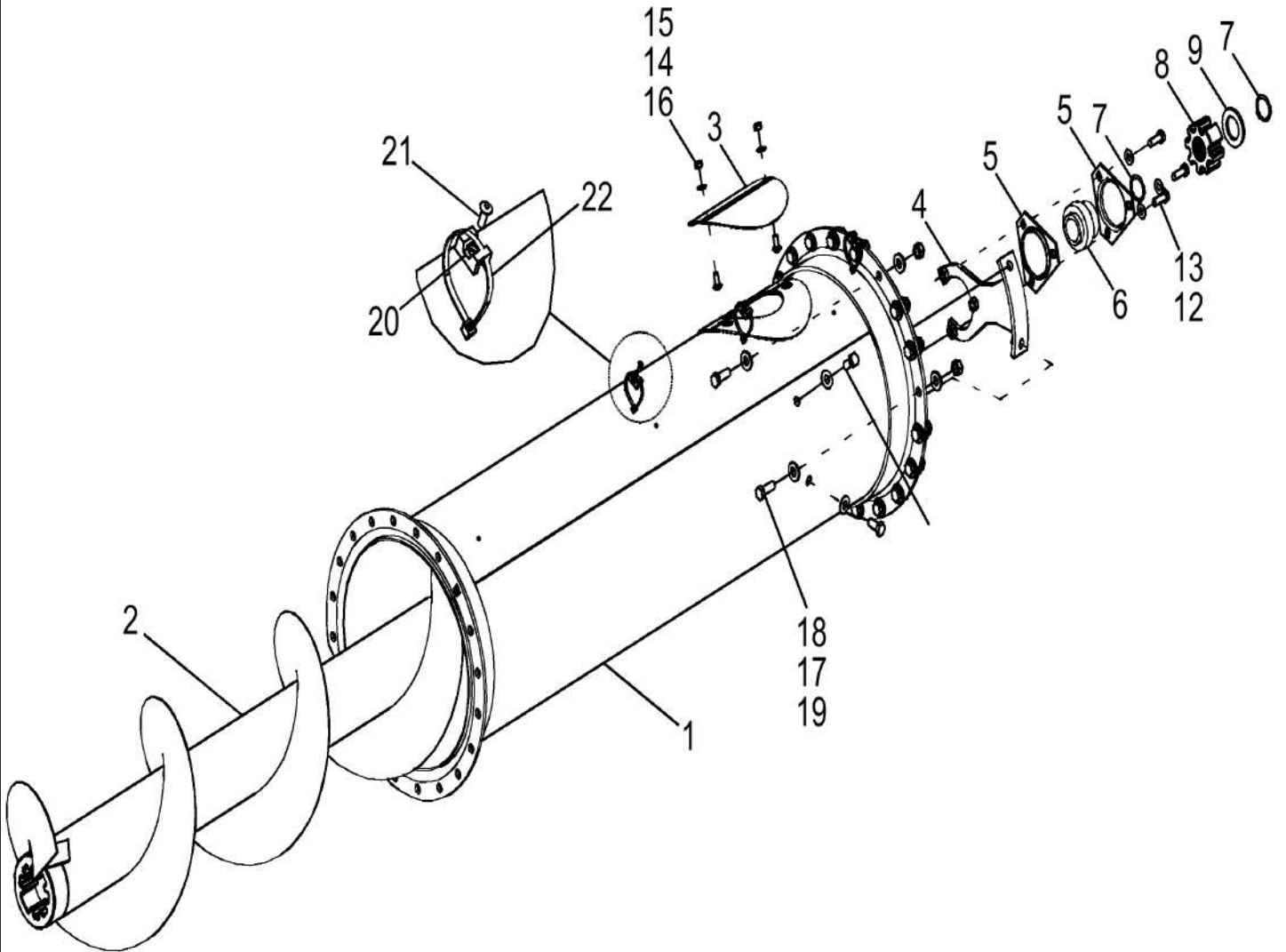
88.100.80

11

p1

10/201
3

DIA KIT: AUGER UNLOADING ASSY - 4'4IN STD WEAR RED



88.100.80

11

p1

10/201
3**DIA KIT: AUGER UNLOADING ASSY - 4'4IN STD WEAR RED**

REF FN	PART NUMBER	YR/SN	QTY DESCRIPTION
1	84240125		1 UNLOADING TUBE
2	84256217		1 AUGER
3	87552541		1 COVER
4	84072623		1 SUPPORT
5	86620026		2 FLANGED BEARING
6	87605590		1 BEARING ASSY 35 mm ID x 72 mm OD x 51.2 mm
7	370004		2 SNAP RING M35, Ext
8	87011705		1 HUB
9	84072793		1 WASHER M36 x 58 x 5 Thk
10	140046		2 BELLEVILLE WASHER Belleville, M12
11	300388		2 BOLT Hex, M12 x 25mm, CI 8.8
12	140045		3 BELLEVILLE WASHER M10
13	43140		3 BOLT Hex, M10 x 30mm, CI 8.8, Full Thd
14	322358		2 BELLEVILLE WASHER M8
15	86507486		2 CARRIAGE BOLT Sht Sq Nk, M8 x 20mm, CI 8.8, Full Thd
16	9706690		2 NUT Hex, M8, 1.25mm Pitch, 6.80mm High, CI 8, ZND
17	394630		38 WASHER M13 x 28 x 4, HT
18	300388		19 BOLT Hex, M12 x 25mm, CI 8.8
19	9706685		19 NUT M12, CI 8
20	86590413		3 BASE
21	445394		3 RIVET Pop, M4.8 x 12.7
22	86566989		3 CABLE TIE M4.75 x 190.5 L
			7230 8230 9230

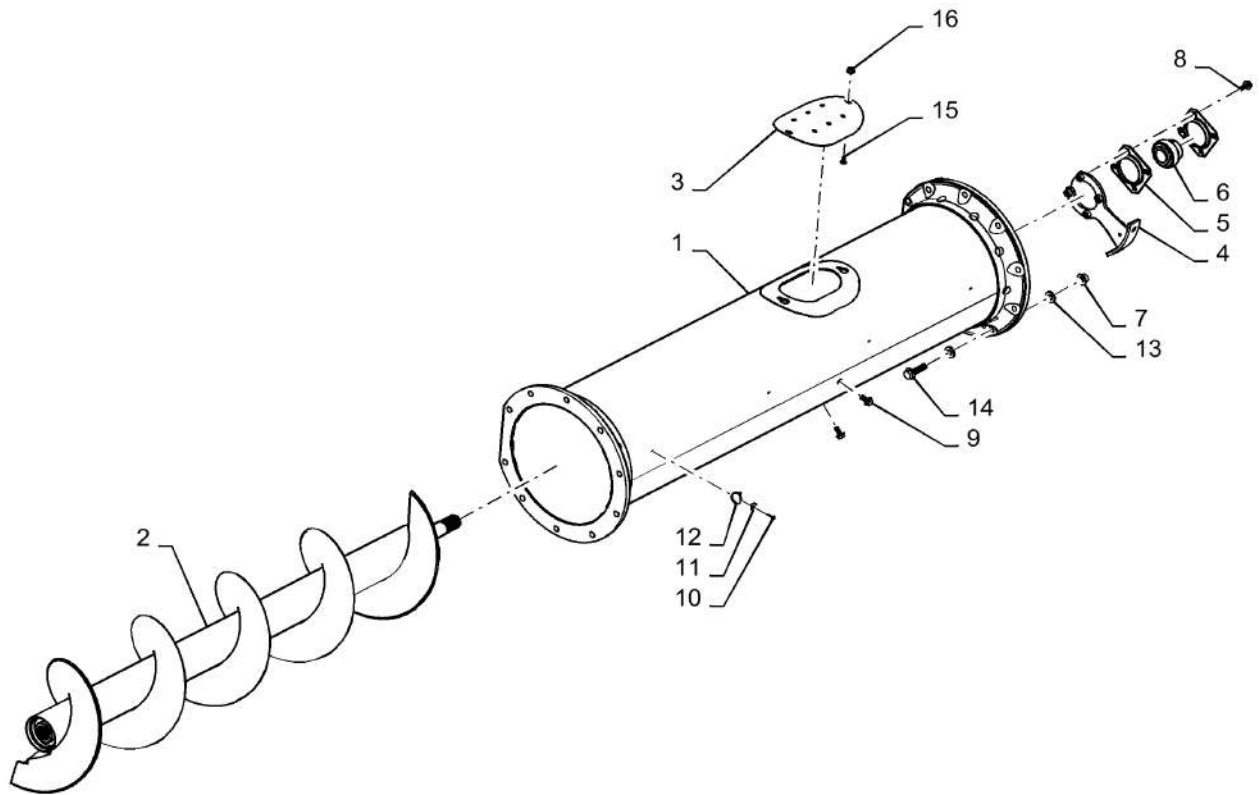
88.100.80

12

p1

10/201
3

DIA KIT: UNLOADING TUBE, HC(HIGH CAPACITY) EXTENSION ASSY ABRASIVE AND STANDARD, EU ONLY



88.100.80

12

p1

10/201
3**DIA KIT: UNLOADING TUBE, HC(HIGH CAPACITY) EXTENSION ASSY ABRASIVE AND STANDARD, EU ONLY**

REF FN	PART NUMBER	YR/SN	QTY DESCRIPTION
	84362491		1 DIA KIT, HARVESTER DIA, Unloading Tube, High Capacity Extended Wear Abrasive (RFC), EU Only (See Page 80.180.18)
	84384623		1 SERVICE KIT DIA, Unloading Tube, High Capacity Extended Wear, Standard, EU Only (See Page 80.180.18)
1	84361669		1 TUBE ASSY. RFC
2	47395186		1 AUGER Used In Kit 84362491
2	47395184		1 AUGER Used In Kit 84384623
3	84307048		1 CAP COVER
4	47392729		1 BRACKET
5	86979948		2 FLANGE
6	84416910		1 BALL BEARING
8	87030508		6 BOLT Hvy Hex, M12 x 30mm, CI 10.9
10	86590413		4 BASE
11	445394		4 RIVET Pop, M4.8 x 12.7
12	86566989		4 CABLE TIE M4.75 x 190.5 L
15	86507486		2 CARRIAGE BOLT Sht Sq Nk, M8 x 20mm, CI 8.8, Full Thd
16	86507066		2 FLANGE NUT M8 x 1.25, Flg, CI 10
18	47411044		10 FLANGE BOLT
19	86639326		20 WASHER M17.5 x 34 x 5, HT
20	86512498		10 FLANGE NUT M16 x 2, Flg, CI 10

7230 8230 9230

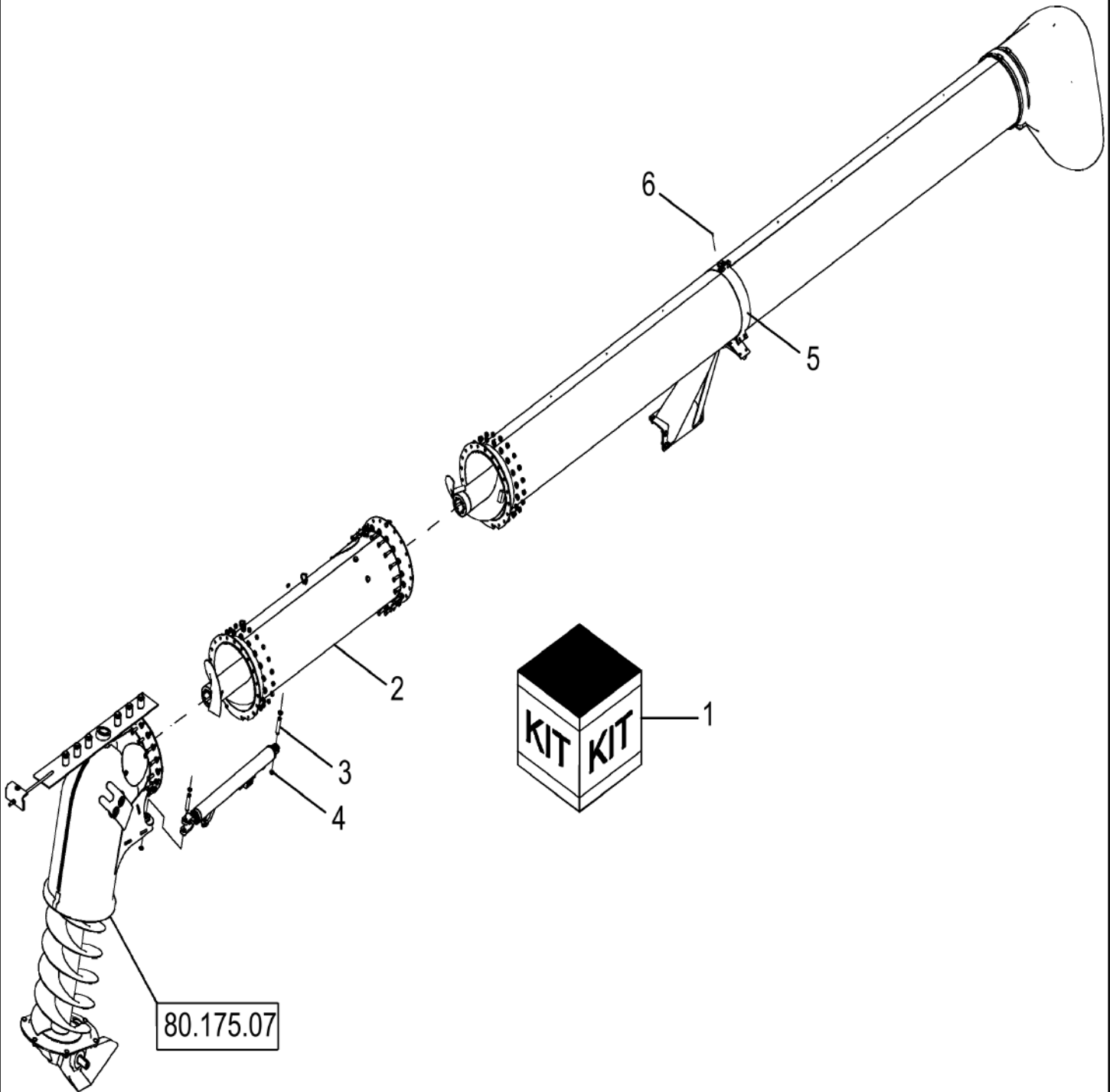
88.100.80

13

p1

10/201
3

DIA KIT: UNLOADING AUGER EXTENSION 1.3M/ 4.4' EXTENDED WEAR RED, STANDARD CAPACITY



88.100.80

13

p1

10/201
3

DIA KIT: UNLOADING AUGER EXTENSION 1.3M/ 4.4' EXTENDED WEAR RED, STANDARD CAPACITY

REF FN	PART NUMBER	YR/SN	QTY DESCRIPTION
1	84261030		1 ADD-ON AUGER EXTENSION Dia Kit, Unloading Auger Extension 1.3m/4.4' NIR Includes 2 - 6
2	84240131		1 AUGER
3	84254243		2 PIN
4	300627		4 SNAP RING M19, Ext
5	84248894		1 SECURING BAND
6	445394		1 RIVET Pop, M4.8 x 12.7
			7230 8230 9230

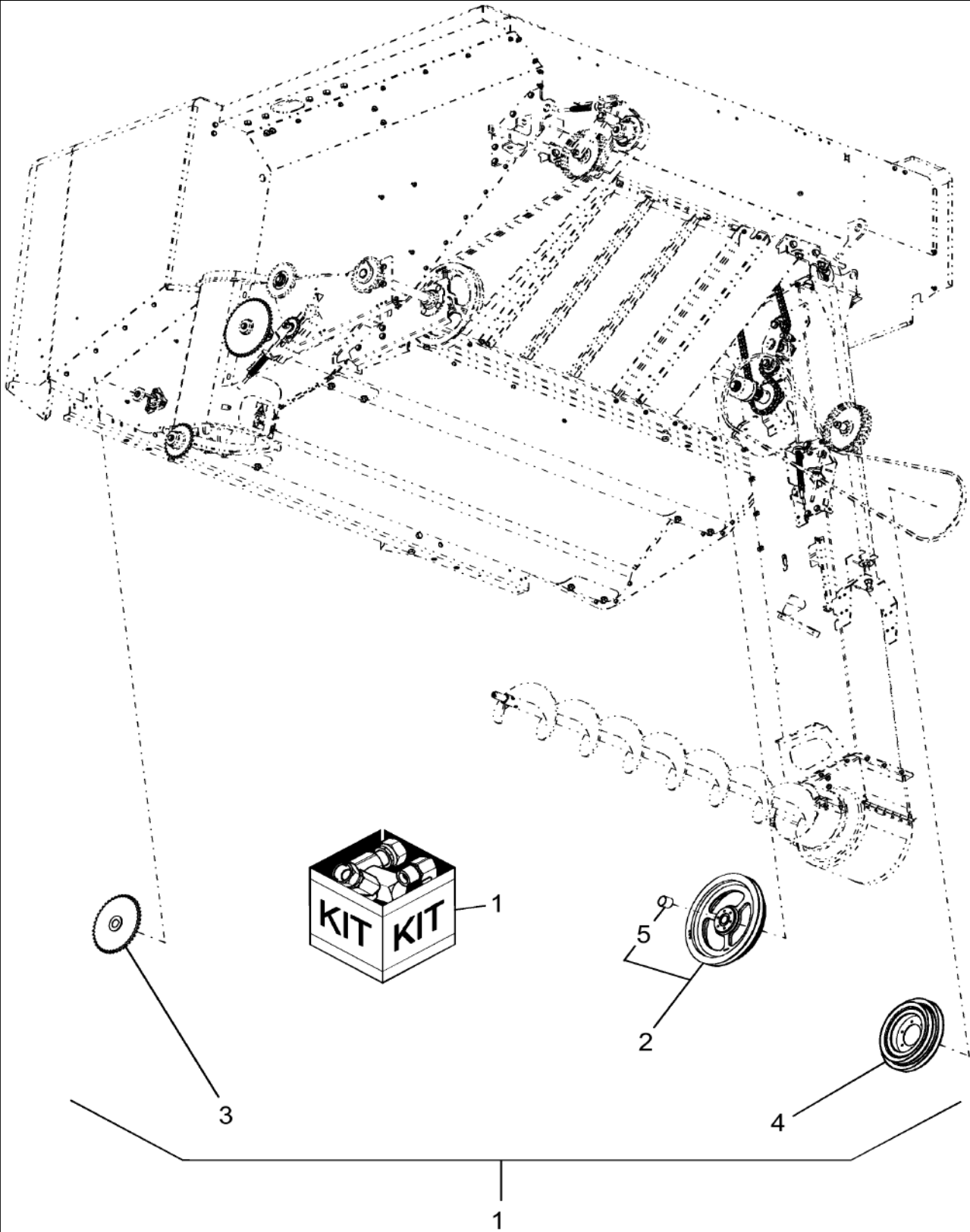
88.100.80

14

p1

10/201
3

DIA KIT: CANVAS ASSY, GRAINTANK EXT, 350 BUSHEL, NA/ANZ ONLY



88.100.80

14

p1

10/201
3

DIA KIT: CANVAS ASSY, GRAINTANK EXT, 350 BUSHEL, NA/ANZ ONLY

REF FN	PART NUMBER	YR/SN	QTY DESCRIPTION
	84175803		1 SERVICE KIT DIA, Includes Ref 1-9, 82/9230 NA/ANZ Only
1	84154949		4 SUPPORT ASSY.
2	84175795		2 PIPE
3	84175799		2 PIPE
4	84175801		4 PIPE
5	9804258		12 BOLT Hvy Hex, M8 x 1.25 x 20mm, Cl 8.8, Full Thd
6	9804277		12 FLANGE NUT Hex Flg, M8, 1.25 Pitch, Gr 8
7	87106279		16 PIN
8	84187375		1 CANVAS 12330 L / 350 Bushel
9	84201536		1 INSTRUCTION
			7230 8230 9230

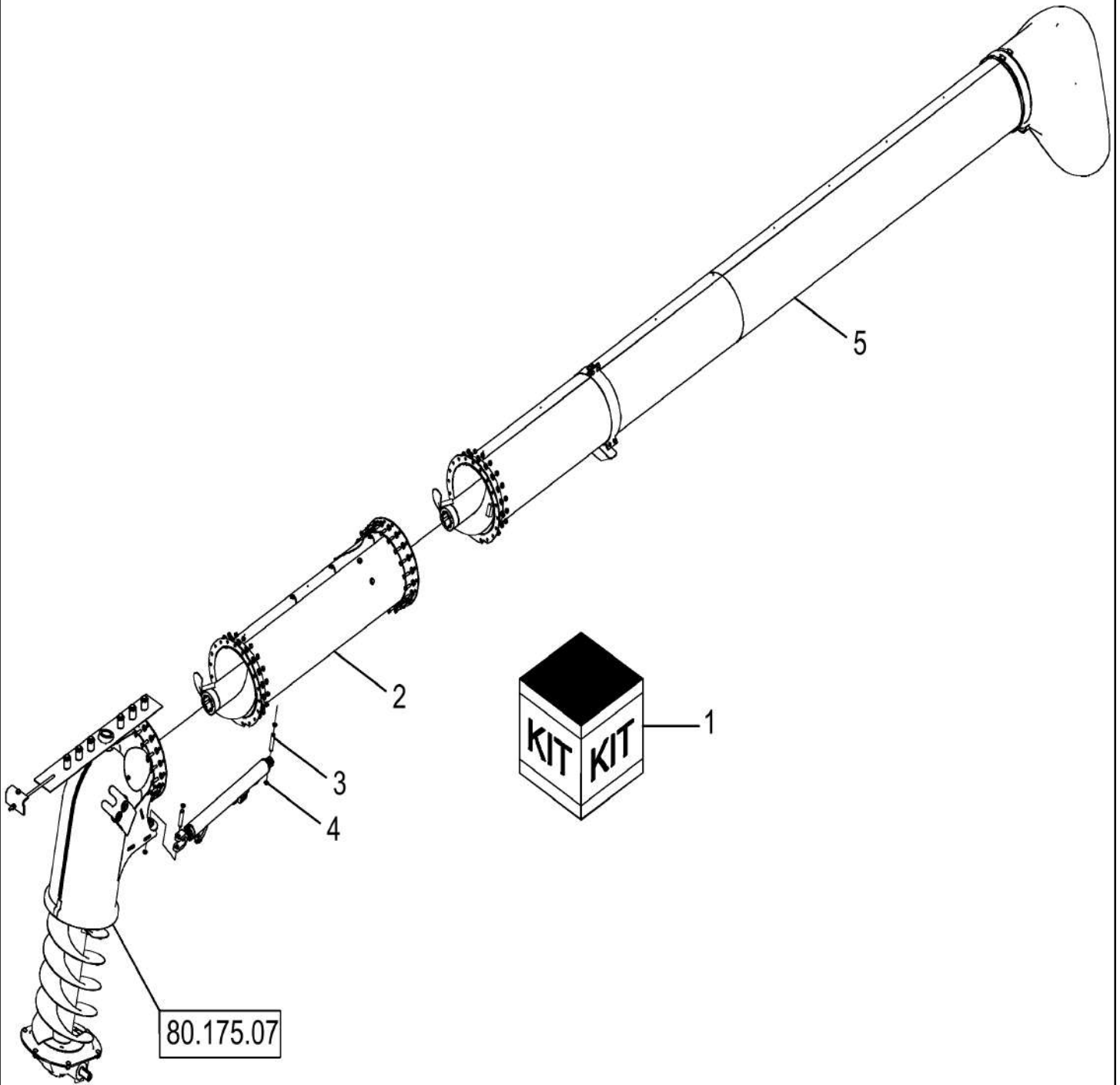
88.100.80

15

p1

10/201
3

DIA KIT: UNLOADING AUGER EXTENSION 1.3M/ 4.4FT STANDARD WEAR, STANDARD CAPACITY



88.100.80

15

p1

10/201
3

DIA KIT: UNLOADING AUGER EXTENSION 1.3M/ 4.4FT STANDARD WEAR, STANDARD CAPACITY

REF FN	PART NUMBER	YR/SN	QTY DESCRIPTION
1	84262399		1 ADD-ON AUGER EXTENSION Dia Kit, Unloading Auger Extension 1.3mm / 4.4' NIR Includes Ref 2 - 6
2	84256215		1 AUGER
3	84254243		2 PIN
4	300627		4 SNAP RING M19, Ext
5	84248894		1 SECURING BAND
6	445394		1 RIVET Pop, M4.8 x 12.7

7230 8230 9230

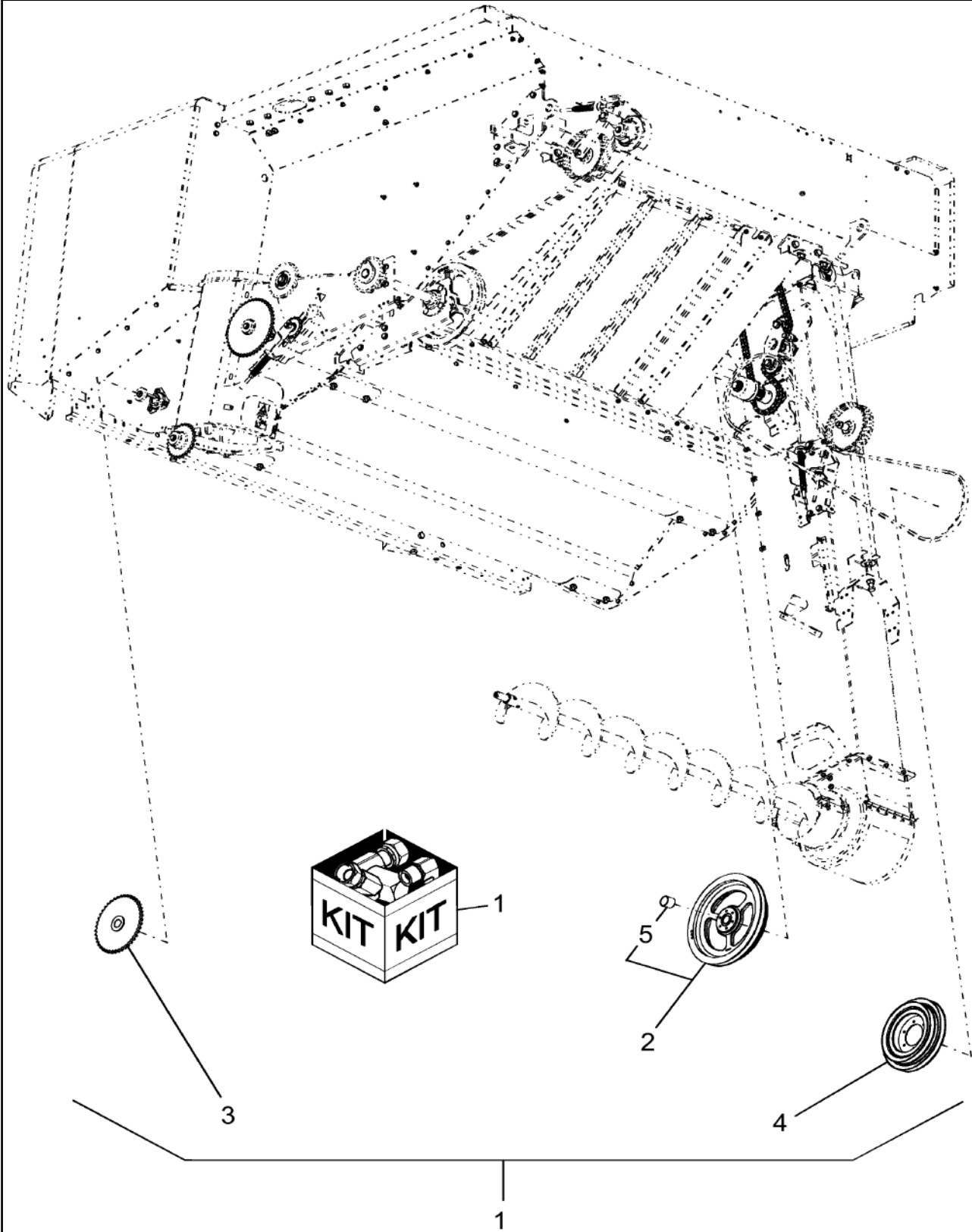
88.100.80

16

p1

10/201
3

DIA KIT: SLOW DOWN - ELEVATOR & GRAIN TANK



88.100.80

16

p1

10/201
3

DIA KIT: SLOW DOWN - ELEVATOR & GRAIN TANK

REF FN	PART NUMBER	YR/SN	QTY DESCRIPTION
	84175803		1 SERVICE KIT DIA, Includes Ref 1-9, 82/9230 NA/ANZ Only
1	84154949		4 SUPPORT ASSY.
2	84175795		2 PIPE
3	84175799		2 PIPE
4	84175801		4 PIPE
5	9804258		12 BOLT Hvy Hex, M8 x 1.25 x 20mm, Cl 8.8, Full Thd
6	9804277		12 FLANGE NUT Hex Flg, M8, 1.25 Pitch, Gr 8
7	87106279		16 PIN
8	84187375		1 CANVAS 12330 L / 350 Bushel
9	84201536		1 INSTRUCTION
			7230 8230 9230

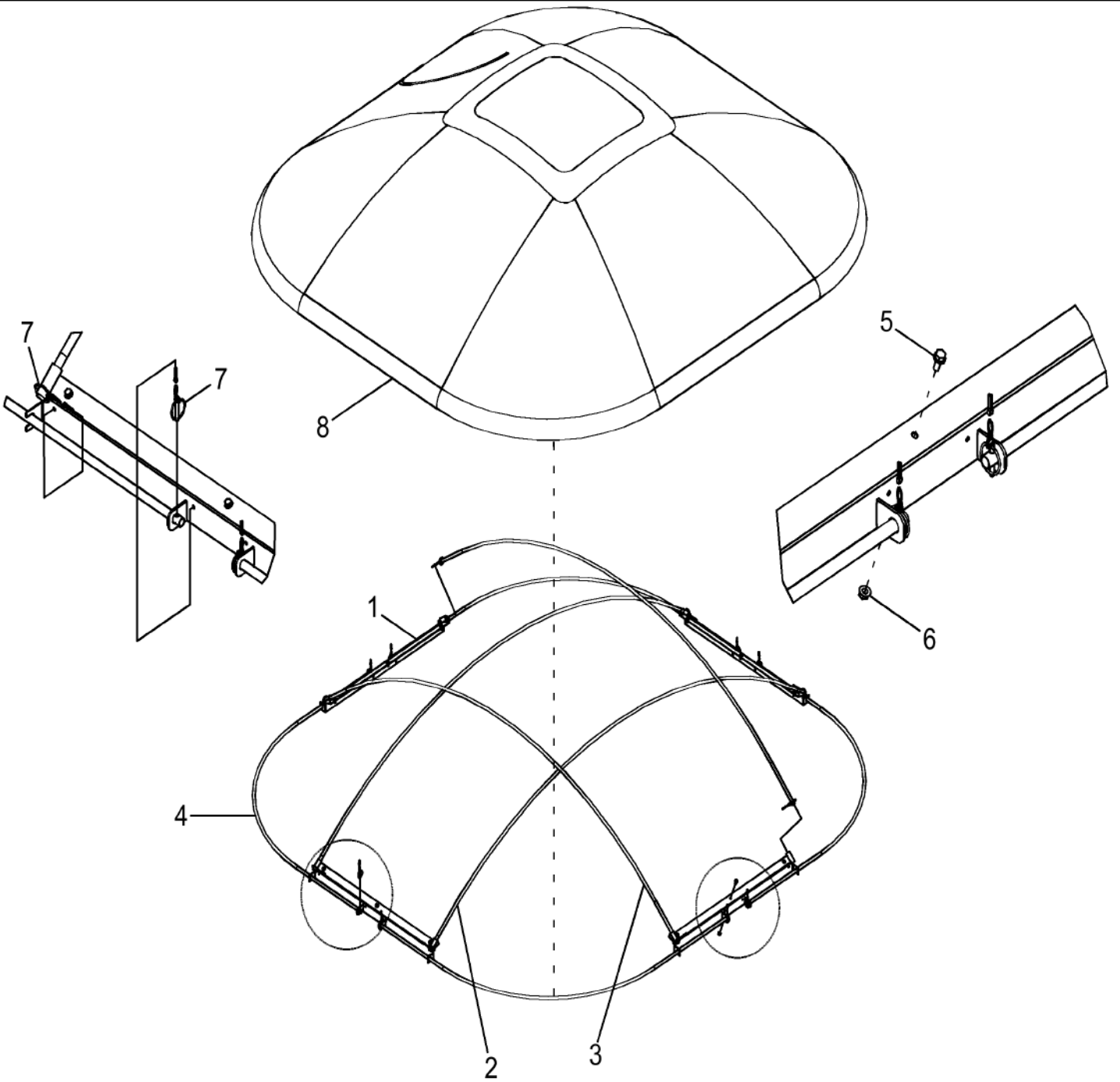
88.100.80

17

p1

10/201
3

DIA KIT: CANVAS ASSY, GRAINTANK EXT, 315 BU



88.100.80

17

p1

10/201
3

DIA KIT: CANVAS ASSY, GRAINTANK EXT, 315 BU

REF FN	PART NUMBER	YR/SN	QTY DESCRIPTION
	84175802		1 SERVICE KIT DIA, Incl Ref 1-9 7230 NA/ANZ Only
1	84154949		4 SUPPORT ASSY.
2	84154940		2 PIPE Left Hand, Right Hand
3	84154939		2 PIPE Front Right, Rear Right
4	84154938		4 PIPE
5	9804258		12 BOLT Hvy Hex, M8 x 1.25 x 20mm, Cl 8.8, Full Thd
6	9804277		12 FLANGE NUT Hex Flg, M8, 1.25 Pitch, Gr 8
7	87106279		16 PIN
8	84187374		1 CANVAS 315 Bushel
9	84201536		1 INSTRUCTION
			7230 8230 9230

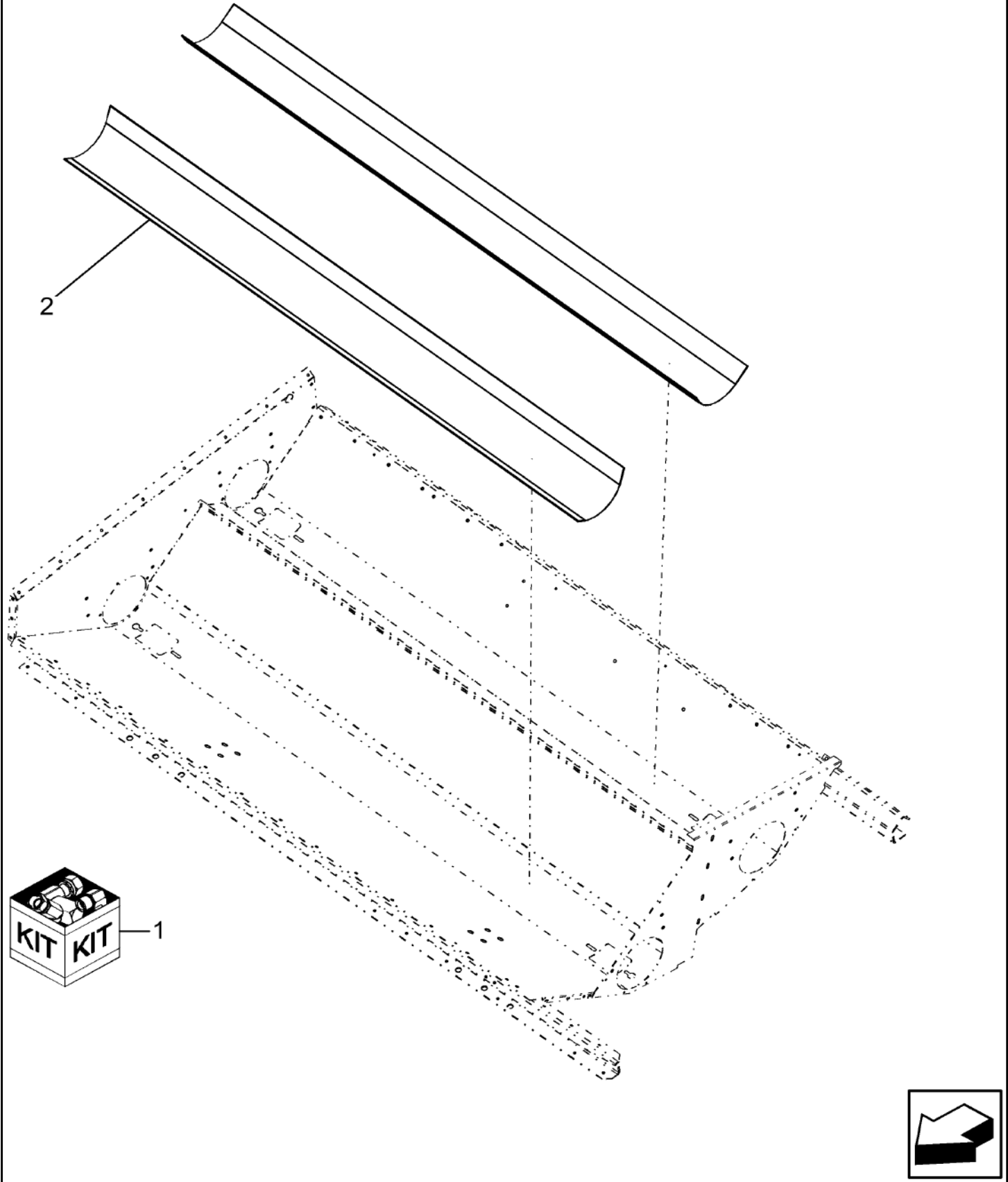
88.100.80

18

p1

10/201
3

DIA KIT: EXTENDED WEAR, GRAIN TANK BOTTOM



88.100.80

18

p1

10/201
3

DIA KIT: EXTENDED WEAR, GRAIN TANK BOTTOM

REF FN	PART NUMBER	YR/SN	QTY DESCRIPTION
1	87662994		1 DIA KIT, HARVESTER Grain Tank Trough Liners; LC Version, Incl Ref 2(2) & Instructions
1	84529552		1 SERVICE KIT Grain Tank Through Liners, HC Version, Incl Ref 2(2) & Instructions
2	1 NSS		2 NOT SERVICED SEPARATELY Floor Plates
(1)	Welding Required		

7230 8230 9230

88.100.80

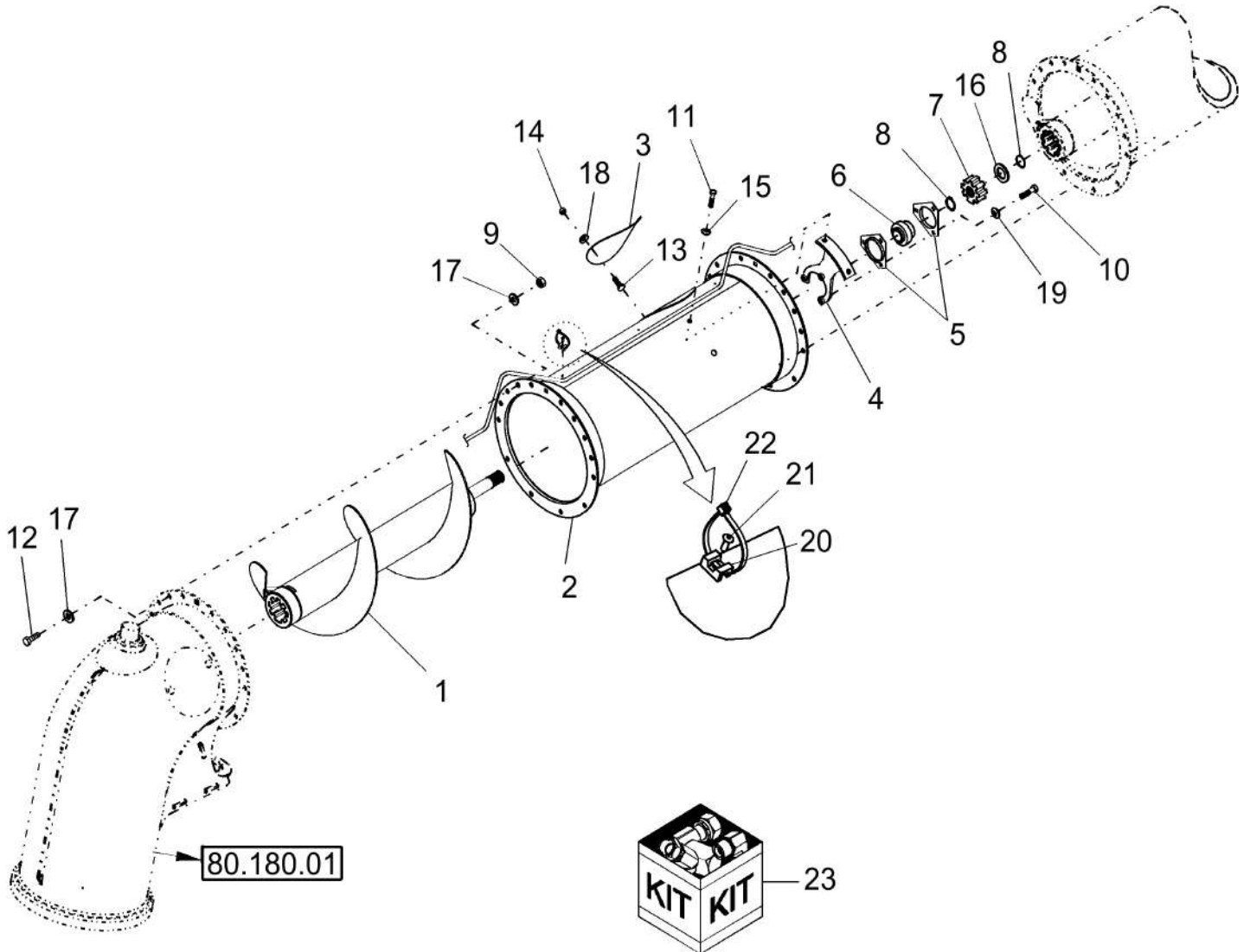
19

p1

10/201
3

DIA KIT: UNLOADING AUGER EXTENSION, 0.9 M (3 FT), STANDARD CAPACITY

80.180.05



88.100.80

19

p1

10/201
3**DIA KIT: UNLOADING AUGER EXTENSION, 0.9 M (3 FT), STANDARD CAPACITY**

REF FN	PART NUMBER	YR/SN	QTY DESCRIPTION
1	87575223		1 AUGER Standard & Perforated
1	87657822		1 AUGER Extended Wear
2	87552536		1 TUBE 412.6 mm OD x 914.4 mm L Unloading Auger Extension; Standard & Perforated, Red
2	87470153		1 TUBE 349.6 mm ID x 412.6 mm OD x 914.4 mm L Unloading Auger Extension; Extended Wear, Red
3	87552541		1 COVER Red
4	84072623		1 SUPPORT
5	86620026		2 FLANGED BEARING
6	87605590		1 BEARING ASSY 35 mm ID x 72 mm OD x 51.2 mm
6	87016482		1 SET SCREW Hex Soc, M10 x 10, Cup Pt Not Shown
7	87011705		1 HUB
8	370004		2 SNAP RING M35, Ext
9	9706685		19 NUT M12, CI 8
10	43140		3 BOLT Hex, M10 x 30mm, CI 8.8, Full Thd
11	300388		2 BOLT Hex, M12 x 25mm, CI 8.8
12	300389		19 BOLT Hex, M12 x 1.75 x 35mm, CI 8.8, Full Thd
13	86507486		2 CARRIAGE BOLT Sht Sq Nk, M8 x 20mm, CI 8.8, Full Thd
14	9706690		2 NUT Hex, M8, 1.25mm Pitch, 6.80mm High, CI 8, ZND
15	140046		2 BELLEVILLE WASHER Belleville, M12
16	84072793		1 WASHER M36 x 58 x 5 Thk
17	394630		38 WASHER M13 x 28 x 4, HT
18	322358		2 BELLEVILLE WASHER M8
19	140045		3 BELLEVILLE WASHER M10
20	86590413		3 BASE
21	445394		3 RIVET Pop, M4.8 x 12.7

7230 8230 9230

88.100.80

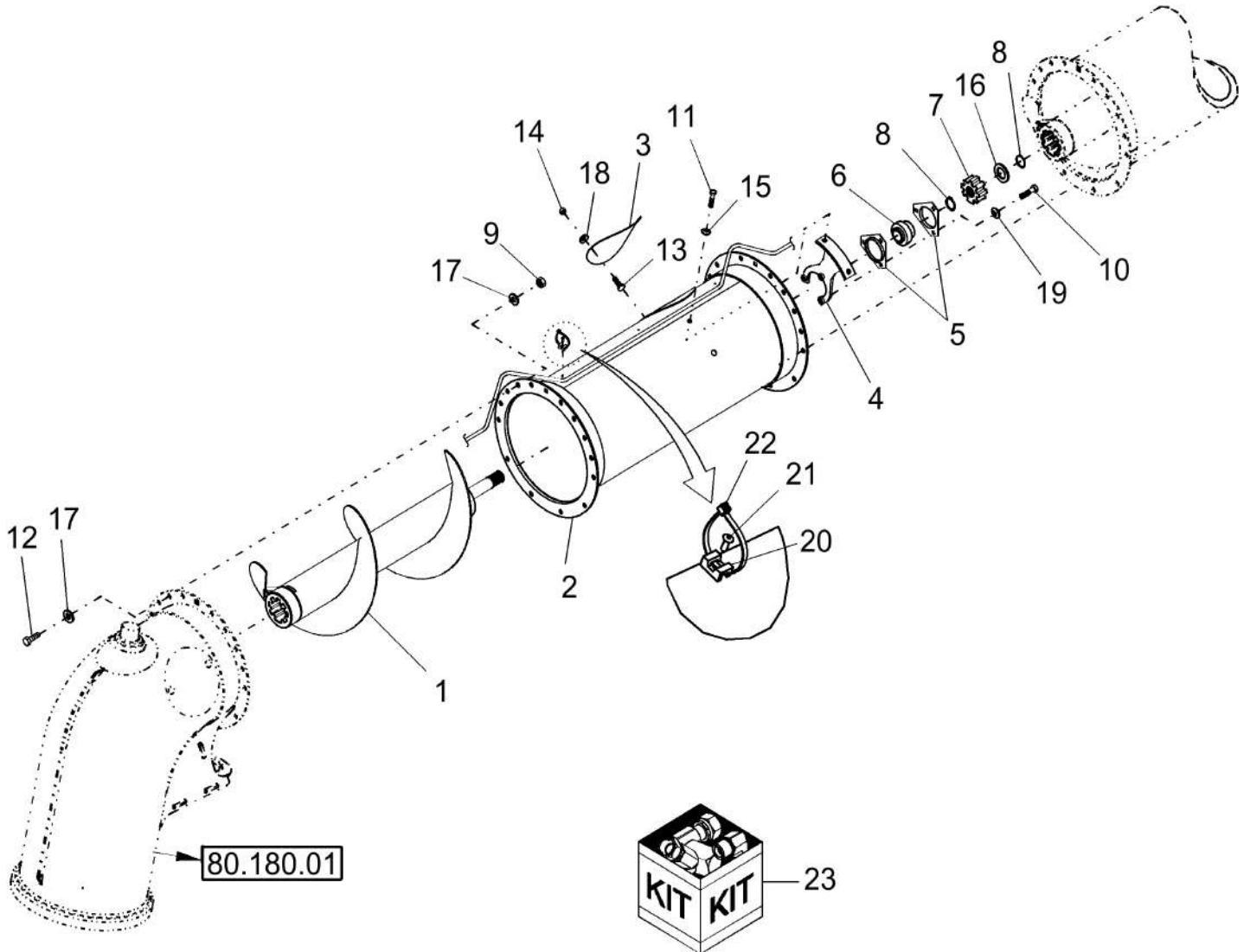
19

p2

10/201
3

DIA KIT: UNLOADING AUGER EXTENSION, 0.9 M (3 FT), STANDARD CAPACITY

80.180.05



88.100.80

19

p2

10/201
3

DIA KIT: UNLOADING AUGER EXTENSION, 0.9 M (3 FT), STANDARD CAPACITY

REF FN	PART NUMBER	YR/SN	QTY DESCRIPTION
22	86566989		3 CABLE TIE M4.75 x 190.5 L 45 x 4.8
23	87471942		1 AUGER Extension Assy, Standard & Perforated, Red; Incl Refs 1 Thru 21, As Indicated
23	87471943		1 AUGER Extension Assy, Exended Wear, Red; Incl Refs 1 Thru 21, As Indicated
			7230 8230 9230

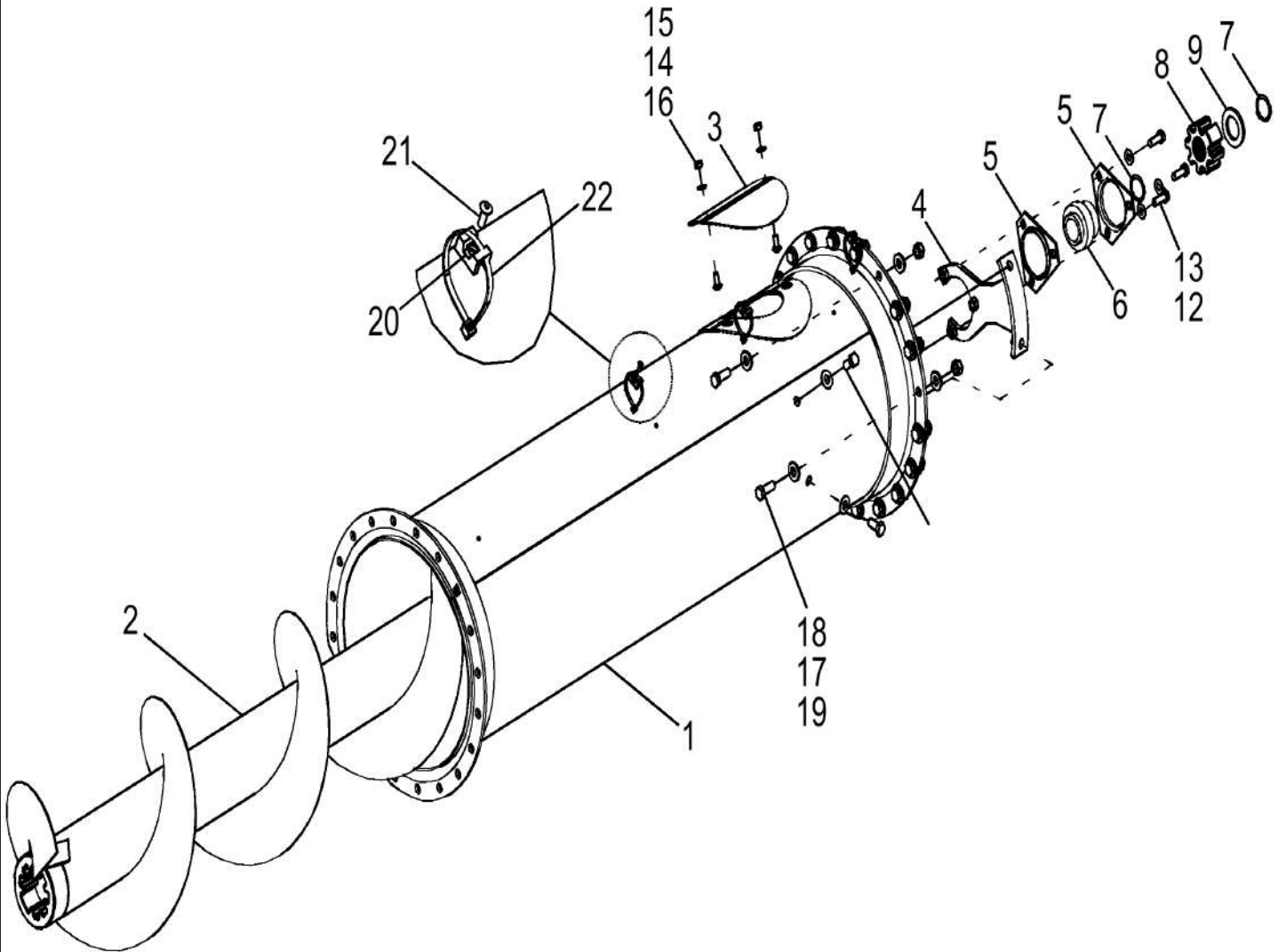
88.100.80

20

p1

10/201
3

DIA KIT: AUGER UNLOADING ASSY - 4'4IN STD WEAR RED



88.100.80

20

p1

10/201
3**DIA KIT: AUGER UNLOADING ASSY - 4'4IN STD WEAR RED**

REF FN	PART NUMBER	YR/SN	QTY DESCRIPTION
1	84240125		1 UNLOADING TUBE
2	84256217		1 AUGER
3	87552541		1 COVER
4	84072623		1 SUPPORT
5	86620026		2 FLANGED BEARING
6	87605590		1 BEARING ASSY 35 mm ID x 72 mm OD x 51.2 mm
7	370004		2 SNAP RING M35, Ext
8	87011705		1 HUB
9	84072793		1 WASHER M36 x 58 x 5 Thk
10	140046		2 BELLEVILLE WASHER Belleville, M12
11	300388		2 BOLT Hex, M12 x 25mm, Cl 8.8
12	140045		3 BELLEVILLE WASHER M10
13	43140		3 BOLT Hex, M10 x 30mm, Cl 8.8, Full Thd
14	322358		2 BELLEVILLE WASHER M8
15	86507486		2 CARRIAGE BOLT Sht Sq Nk, M8 x 20mm, Cl 8.8, Full Thd
16	9706690		2 NUT Hex, M8, 1.25mm Pitch, 6.80mm High, Cl 8, ZND
17	394630		38 WASHER M13 x 28 x 4, HT
18	300388		19 BOLT Hex, M12 x 25mm, Cl 8.8
19	9706685		19 NUT M12, Cl 8
20	86590413		3 BASE
21	445394		3 RIVET Pop, M4.8 x 12.7
22	86566989		3 CABLE TIE M4.75 x 190.5 L
			7230 8230 9230

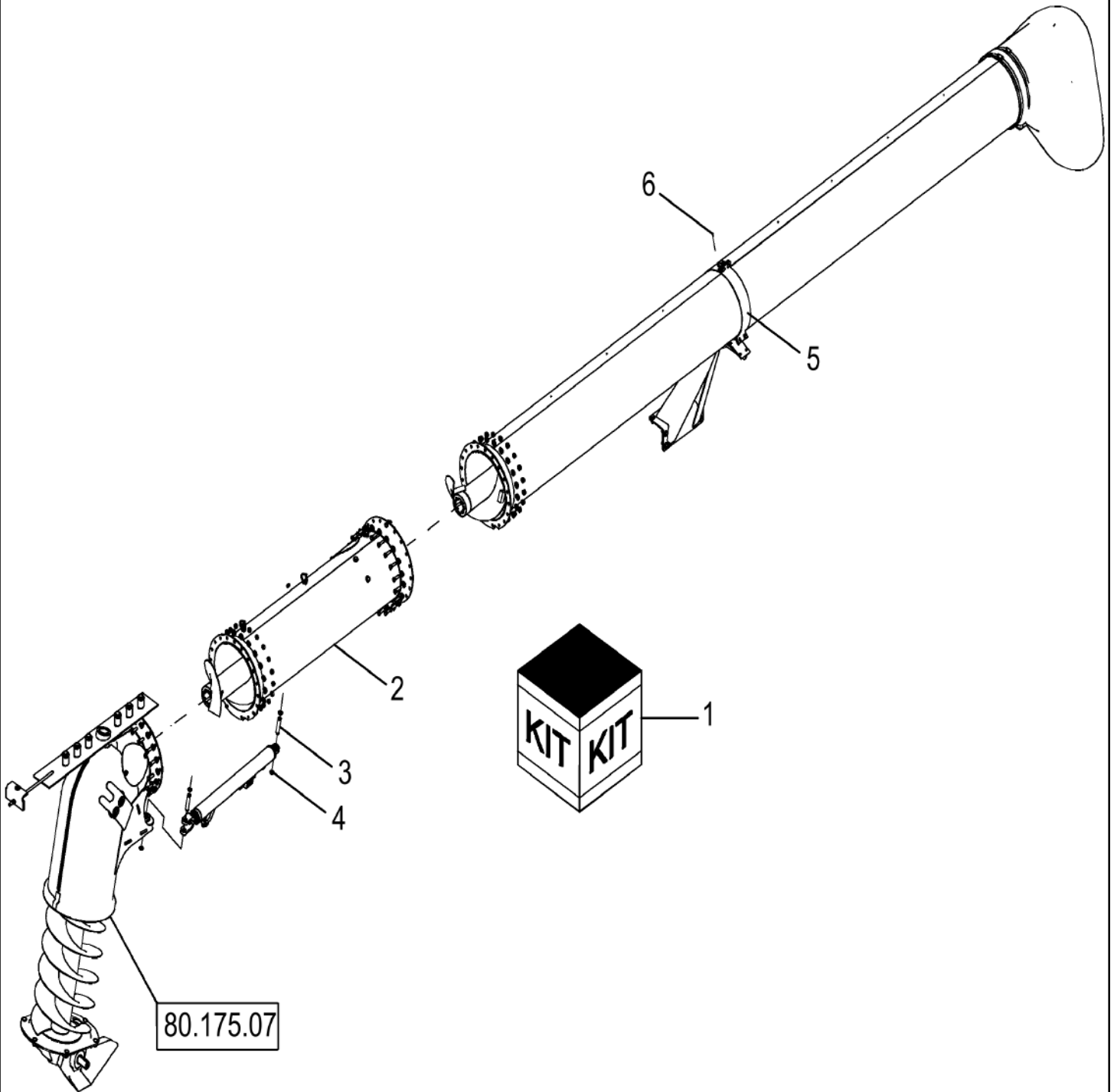
88.100.80

21

p1

10/201
3

DIA KIT: UNLOADING AUGER EXTENSION 1.3M/ 4.4' EXTENDED WEAR RED, STANDARD CAPACITY



88.100.80

21

p1

10/201
3

DIA KIT: UNLOADING AUGER EXTENSION 1.3M/ 4.4' EXTENDED WEAR RED, STANDARD CAPACITY

REF FN	PART NUMBER	YR/SN	QTY DESCRIPTION
1	84261030		1 ADD-ON AUGER EXTENSION Dia Kit, Unloading Auger Extension 1.3m/4.4' NIR Includes 2 - 6
2	84240131		1 AUGER
3	84254243		2 PIN
4	300627		4 SNAP RING M19, Ext
5	84248894		1 SECURING BAND
6	445394		1 RIVET Pop, M4.8 x 12.7
			7230 8230 9230

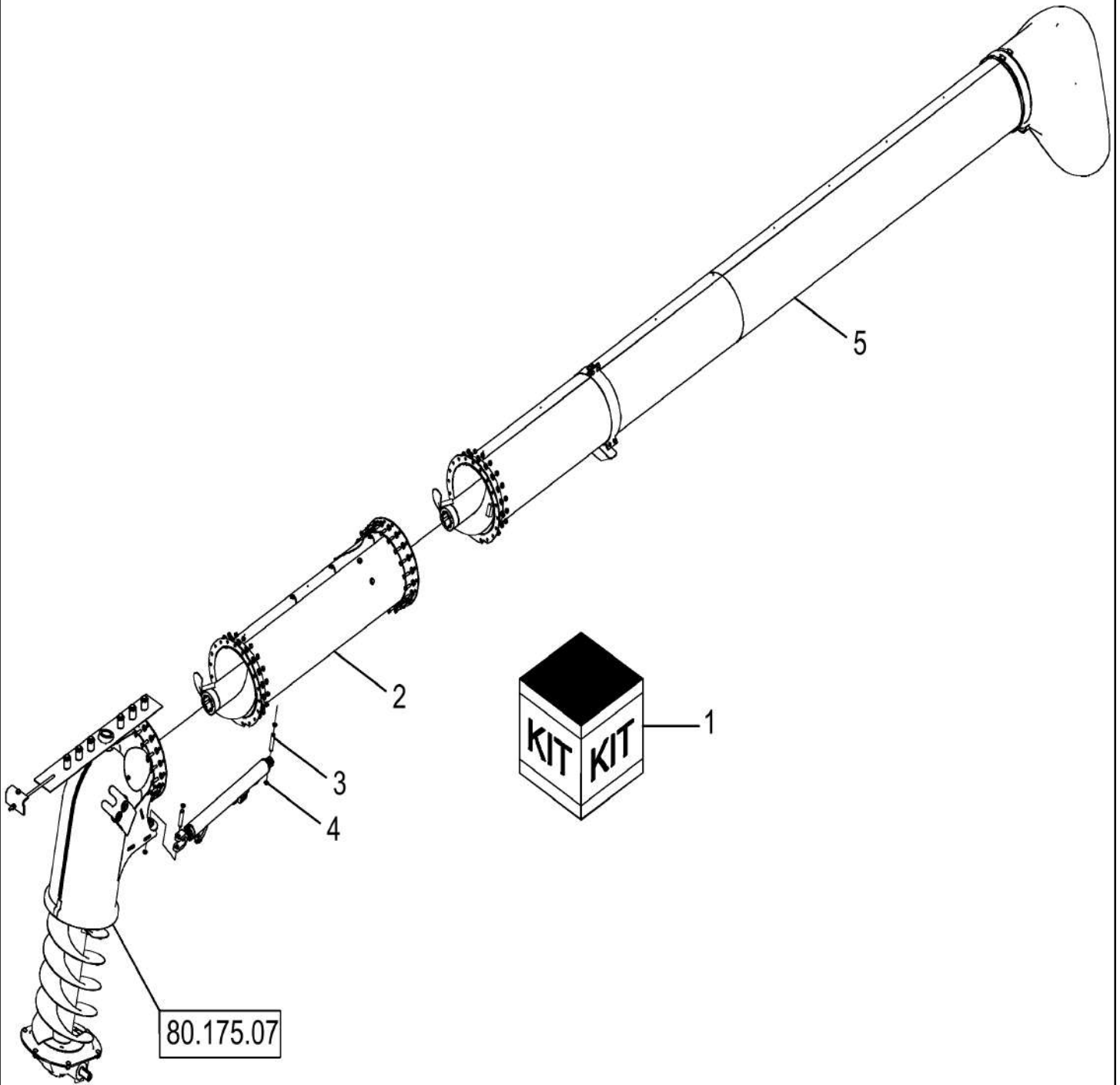
88.100.80

22

p1

10/201
3

DIA KIT: UNLOADING AUGER EXTENSION 1.3M/ 4.4FT STANDARD WEAR, STANDARD CAPACITY



88.100.80

22

p1

10/2013

DIA KIT: UNLOADING AUGER EXTENSION 1.3M/ 4.4FT STANDARD WEAR, STANDARD CAPACITY

REF FN	PART NUMBER	YR/SN	QTY DESCRIPTION
1	84262399		1 ADD-ON AUGER EXTENSION Dia Kit, Unloading Auger Extension 1.3mm / 4.4' NIR Includes Ref 2 - 6
2	84256215		1 AUGER
3	84254243		2 PIN
4	300627		4 SNAP RING M19, Ext
5	84248894		1 SECURING BAND
6	445394		1 RIVET Pop, M4.8 x 12.7

7230 8230 9230

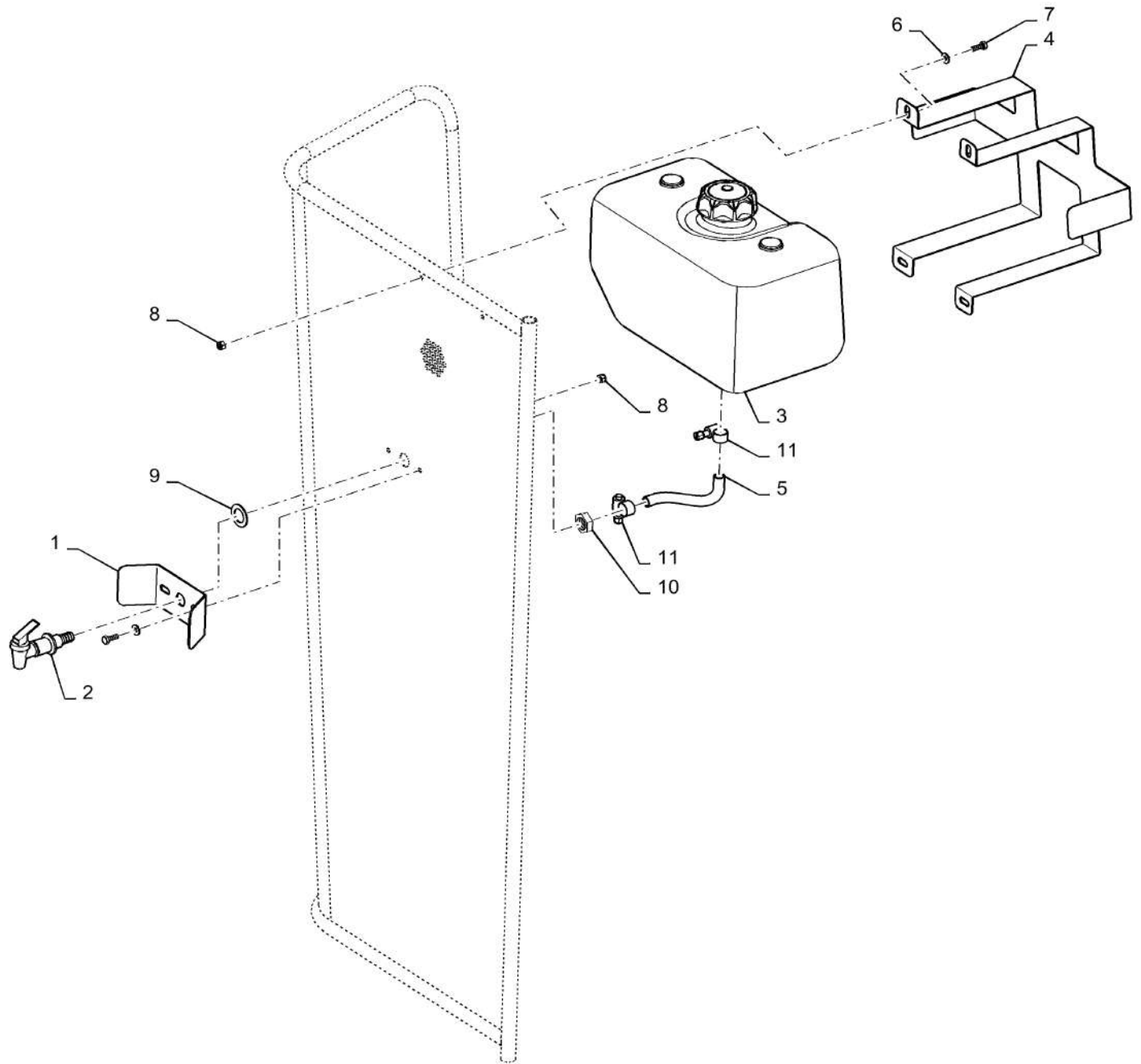
88.100.90

02

p1

10/201
3

DIA KIT: TANK, HAND WASH ASSY



88.100.90

02

p1

10/201
3

DIA KIT: TANK, HAND WASH ASSY

REF FN	PART NUMBER	YR/SN	QTY DESCRIPTION
1	84530781		1 SERVICE KIT DIA, Hand Wash, Includes Ref 1-11
2	84322843		1 VALVE
3	84325430		1 TANK
4	84286978		1 HOLDER
5	84322844		1 HOSE
6	322357		6 BELLEVILLE WASHER M6
7	86508568		6 BOLT Hex, M6 x 16mm, Cl 8.8, Full Thd
8	353308		6 NUT M6 x 1, Cl 8
9	249100		1 WASHER 25/32" x 1 1/4" x .06" Thk
10	84379157		1 NUT
11	86625041		2 HOSE CLAMP #6, 0.44/0.78 Type M Worm

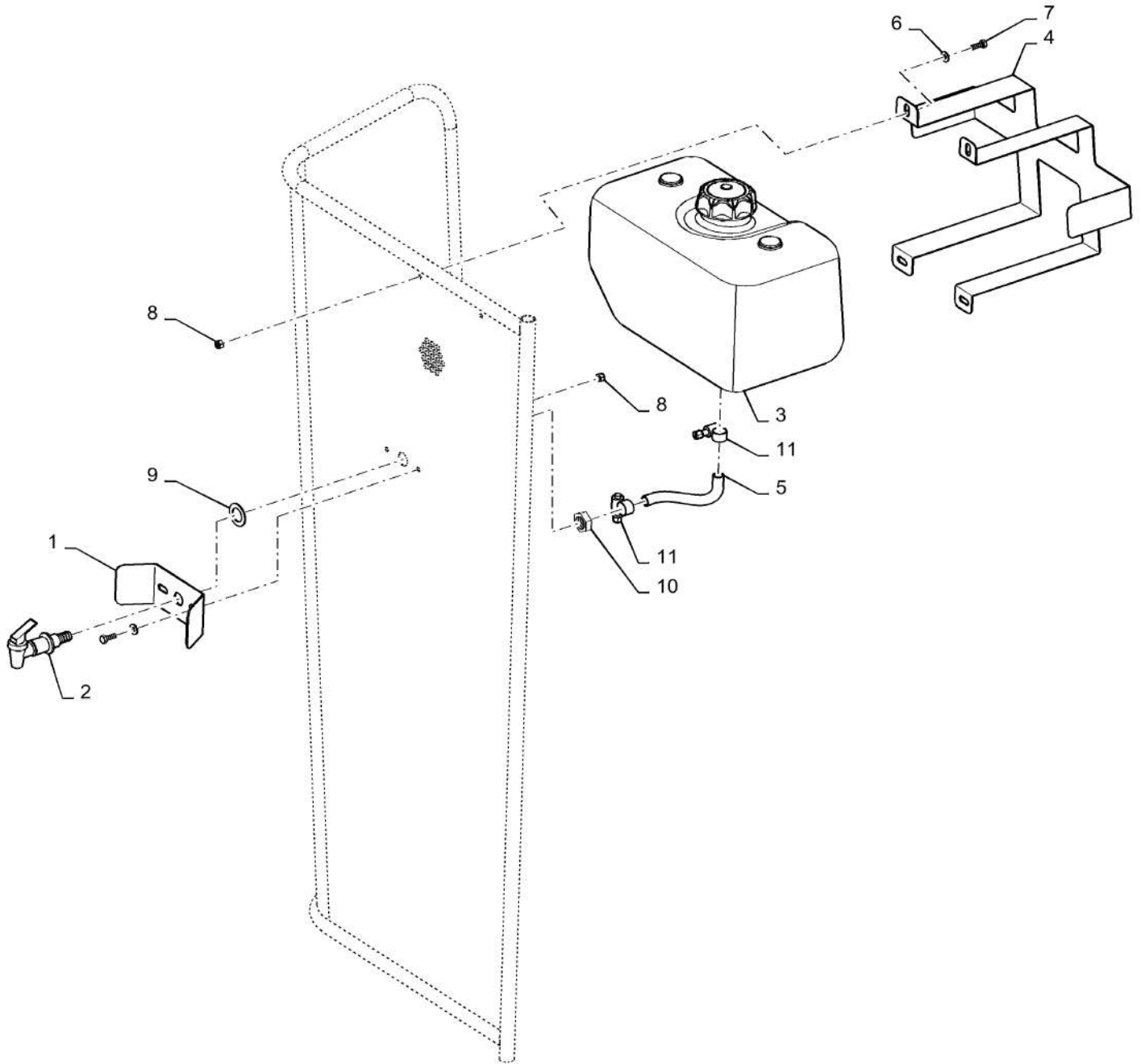
7230 8230 9230

88.100.AL

p1

10/201
3

DIA KIT: WHEEL CHOCK-GERMANY AND SWITZERLAND ONLY



88.100.AL

p1

10/201
3

DIA KIT: WHEEL CHOCK-GERMANY AND SWITZERLAND ONLY

REF FN	PART NUMBER	YR/SN	QTY DESCRIPTION
1	84530781		1 SERVICE KIT DIA, Hand Wash, Includes Ref 1-11
2	84322843		1 VALVE
3	84325430		1 TANK
4	84286978		1 HOLDER
5	84322844		1 HOSE
6	322357		6 BELLEVILLE WASHER M6
7	86508568		6 BOLT Hex, M6 x 16mm, Cl 8.8, Full Thd
8	353308		6 NUT M6 x 1, Cl 8
9	249100		1 WASHER 25/32" x 1 1/4" x .06" Thk
10	84379157		1 NUT
11	86625041		2 HOSE CLAMP #6, 0.44/0.78 Type M Worm

7230 8230 9230

DIA KIT: BRUSH IN ROTARY DUSTSCREEN

ART

NOT

AVAILABLE

88.101.414.1

p1

10/201
3

DIA KIT: BRUSH IN ROTARY DUSTSCREEN

REF FN	PART NUMBER	YR/SN	QTY	DESCRIPTION
---------------	--------------------	--------------	------------	--------------------

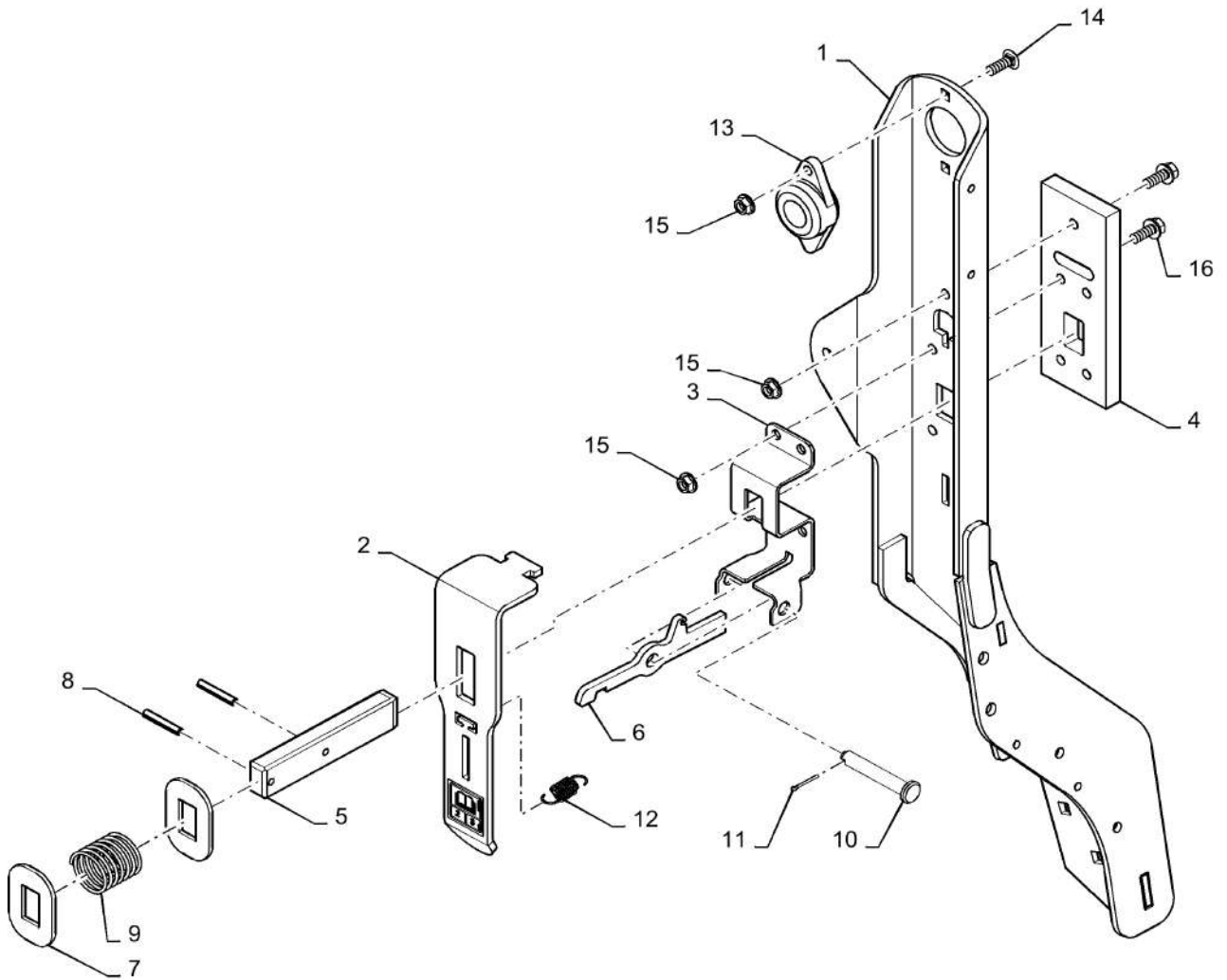
				7230 8230 9230
--	--	--	--	----------------

88.230.13

p1

10/201
3

DIA KIT: ANTI-STATIC



DIA KIT: ANTI-STATIC

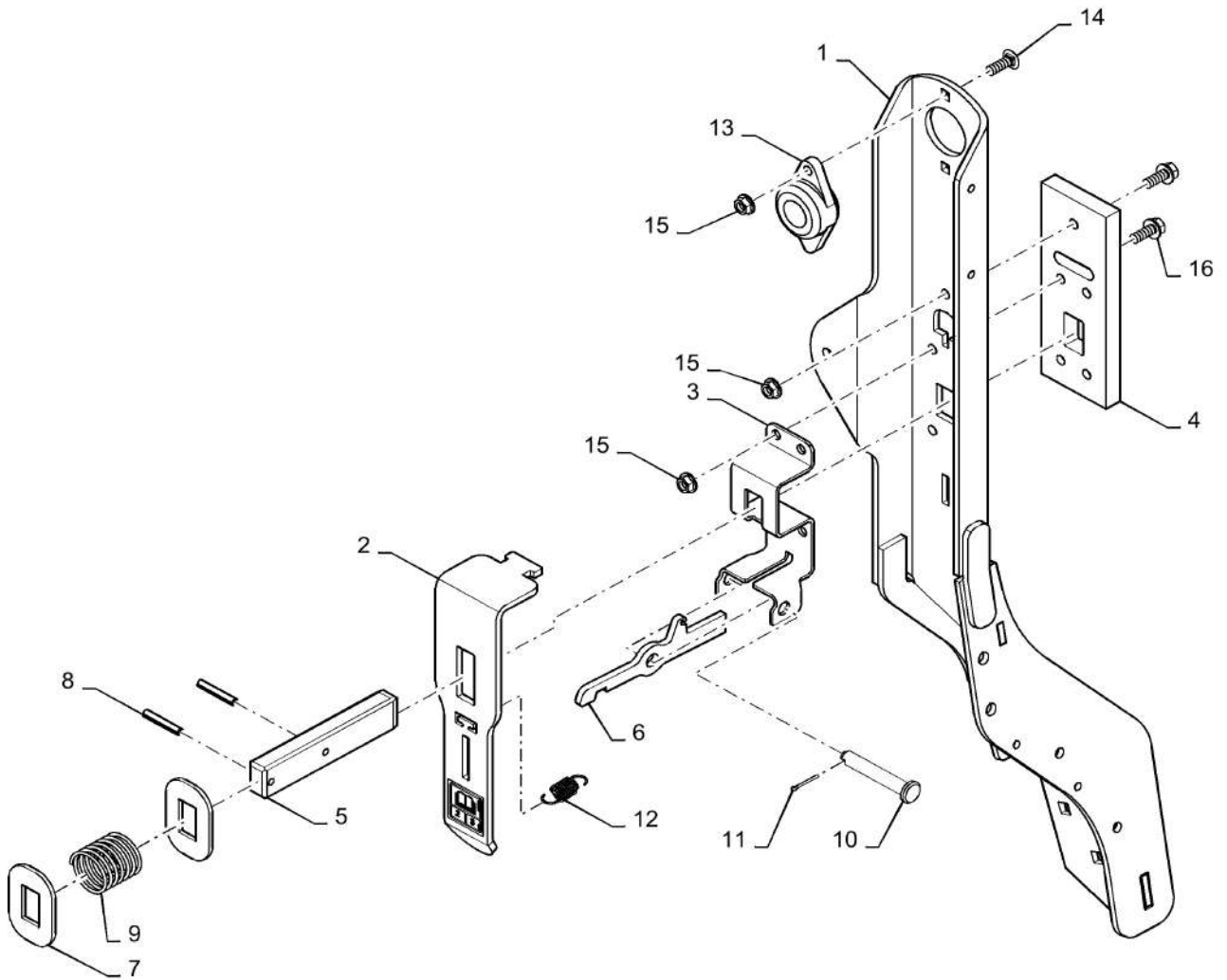
REF FN	PART NUMBER	YR/SN	QTY DESCRIPTION
1	84401249		1 ARM LH, Shown
1	84385804		1 ARM RH, Not Shown
2	84495336		1 HANDLE
3	87283065		1 BRACKET
4	87283070		1 SLIDING PAD
5	87283063		1 LOCKING BAR
6	87283062		1 TRIGGER
7	87283069		2 LOCK WASHER
8	86625115		2 PIN M6 x 40, Coiled
9	87283233		1 SPRING
10	87016659		1 COTTER PIN M2.5 x 20
11	87301316		1 CLEVIS PIN M12 x 75
12	84420748		1 SPRING
13	9839087		1 NYLON BEARING 25.5 mm ID x 50 mm OD x 30 mm
14	87682384		2 BOLT
15	87681210		7 FLANGE NUT Hex, M8, CI 10
16	87698833		5 BOLT Hvy Hex Flg, M8 x 25mm, CI 10.9, Full Thd
			7230 8230 9230

88.230.13

p1

10/201
3

STRAW SPREADER SUPPORTS



STRAW SPREADER SUPPORTS

REF FN	PART NUMBER	YR/SN	QTY DESCRIPTION
1	84401249		1 ARM LH, Shown
1	84385804		1 ARM RH, Not Shown
2	84495336		1 HANDLE
3	87283065		1 BRACKET
4	87283070		1 SLIDING PAD
5	87283063		1 LOCKING BAR
6	87283062		1 TRIGGER
7	87283069		2 LOCK WASHER
8	86625115		2 PIN M6 x 40, Coiled
9	87283233		1 SPRING
10	87016659		1 COTTER PIN M2.5 x 20
11	87301316		1 CLEVIS PIN M12 x 75
12	84420748		1 SPRING
13	9839087		1 NYLON BEARING 25.5 mm ID x 50 mm OD x 30 mm
14	87682384		2 BOLT
15	87681210		7 FLANGE NUT Hex, M8, CI 10
16	87698833		5 BOLT Hvy Hex Flg, M8 x 25mm, CI 10.9, Full Thd
			7230 8230 9230

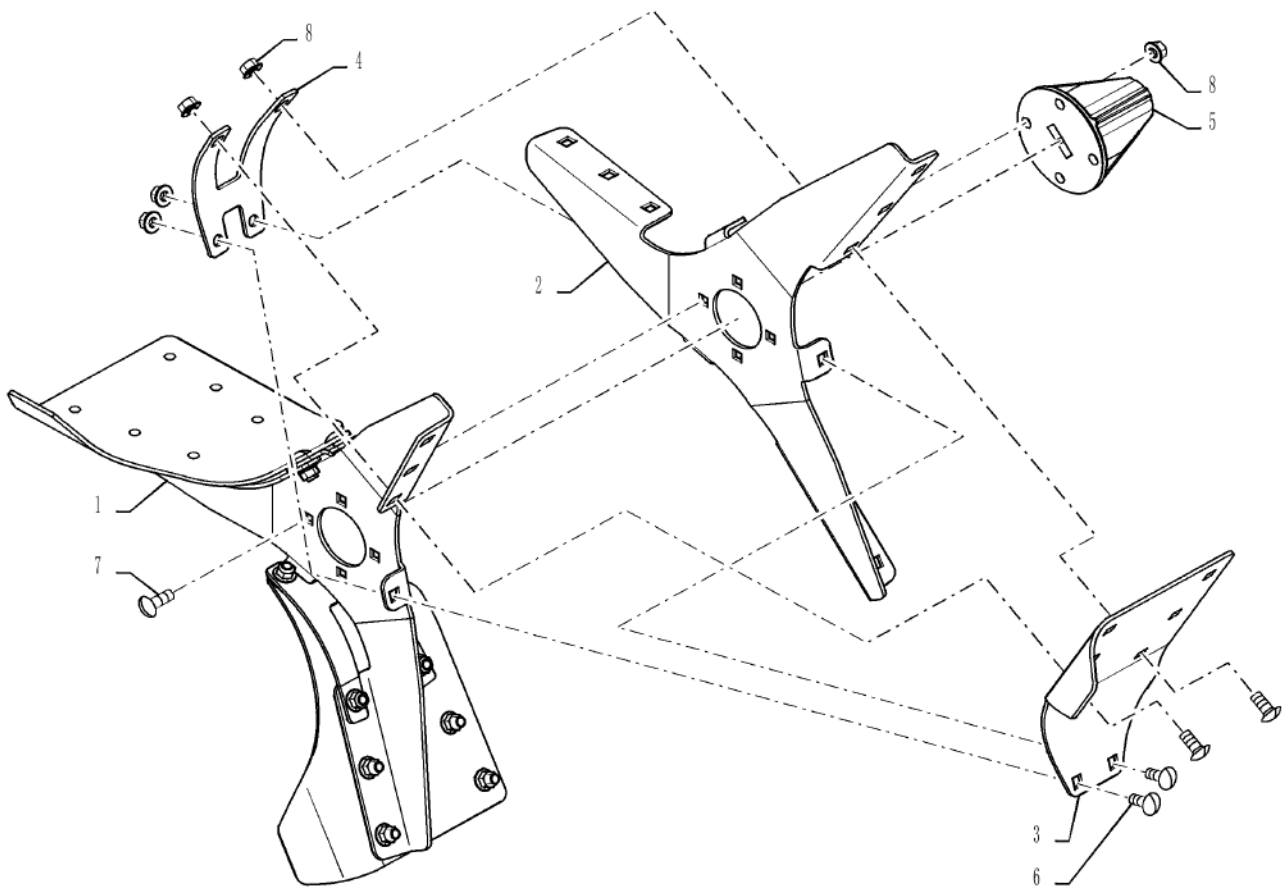
88.230.14

02

p1

10/201
3

DIA KIT: STRAW SPREADER IMPELLERS/PADDLES



88.230.14

02

p1

10/201
3

DIA KIT: STRAW SPREADER IMPELLERS/PADDLES

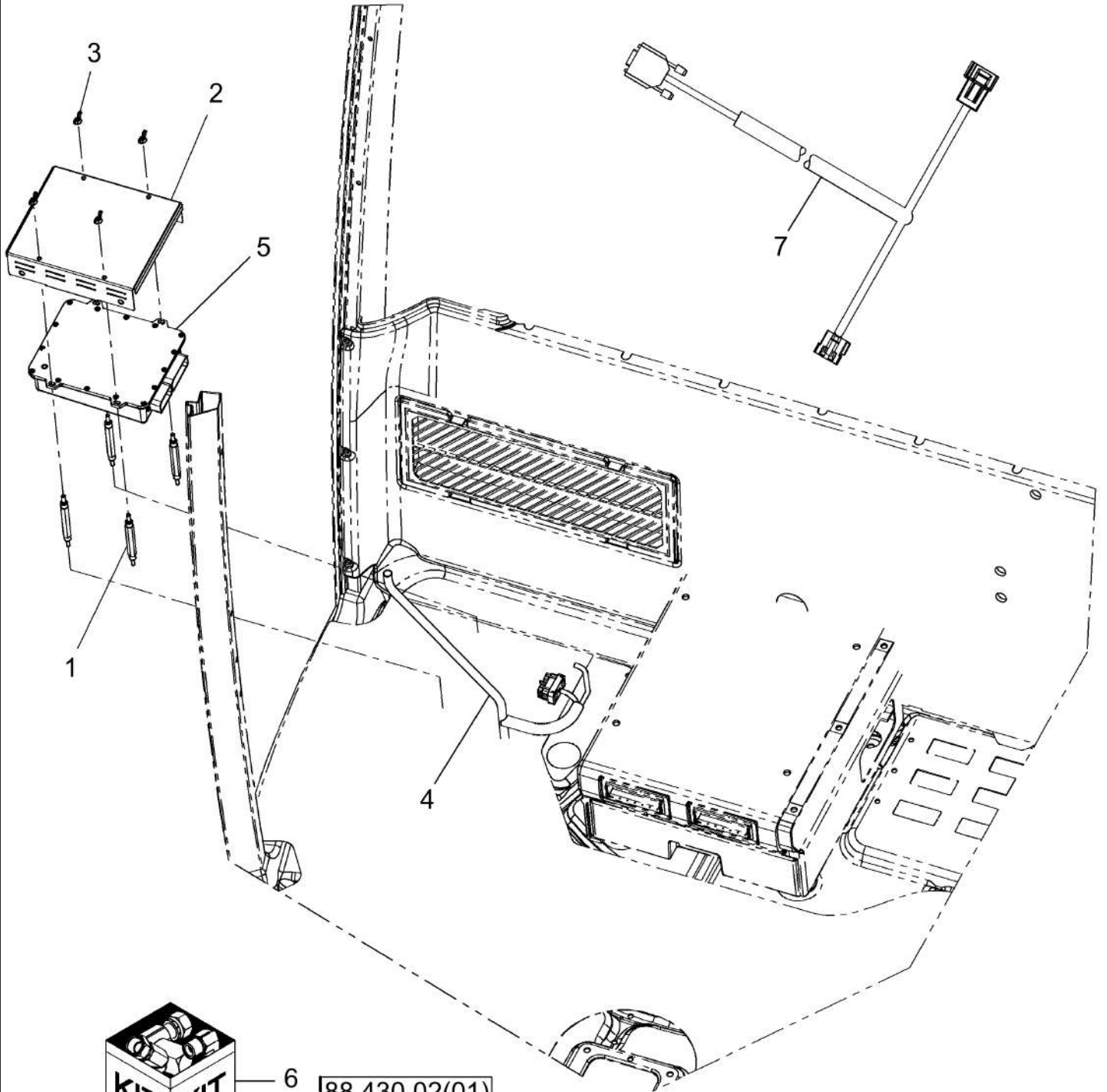
REF FN	PART NUMBER	YR/SN	QTY DESCRIPTION
	84424424		1 SERVICE KIT Complete, Incl Refs 1-8
	{}		RH Spreader Impeller Shown
1	84132358		1 SPIDER
2	84132360		1 SPIDER
3	87541485		3 PADDLE Used On LH Spreader Only (Not Shown)
3	87541487		3 PADDLE Used On RH Spreader Only
4	87541483		3 STRAP
5	84256070		1 HUB
6	87682391		24 CARRIAGE BOLT Sht Sq Nk, M10 x 25mm, Cl 10.9
7	87682392		4 BOLT
8	86050279		28 FLANGE NUT M10 x 1.5, Flg, Cl 10
			7230 8230 9230

88.430.01

p1

10/201
3

DIA KIT: AUTO GUIDANCE-READY, CONTROL MODULE



- 88.430.02(01)
- 88.430.02(02)
- 88.430.03
- 88.430.05(01)
- 88.430.05(02)



DIA KIT: AUTO GUIDANCE-READY, CONTROL MODULE

REF FN	PART NUMBER	YR/SN	QTY DESCRIPTION
1	87349983		4 SPACER
2	87349987		1 COVER
3	84814892		4 WING NUT M6 x 1
4	84194266		1 WIRE HARNESS Auto Guidance Control Module
5	87518983		1 CONTROLLER Module; NAV II
5	87518983R		AR REMAN-ELECTRONIC CONTROL UNIT Remanufactured NAV II Control Module; For N.A. only
5	87518983C		AR CORE-ELECTRONIC CONTROL UNIT Return Number, MODULE - for N.A. Only
6	1 84180376		AR DIA KIT, HARVESTER Auto Guidance-Ready; Incl Refs 1 Thru 4
7	87382742		1 WIRE HARNESS EZ-Guide Adapter

(1) When Ordering 87583589, it is also Necessary to Order and Install Kit 87701671

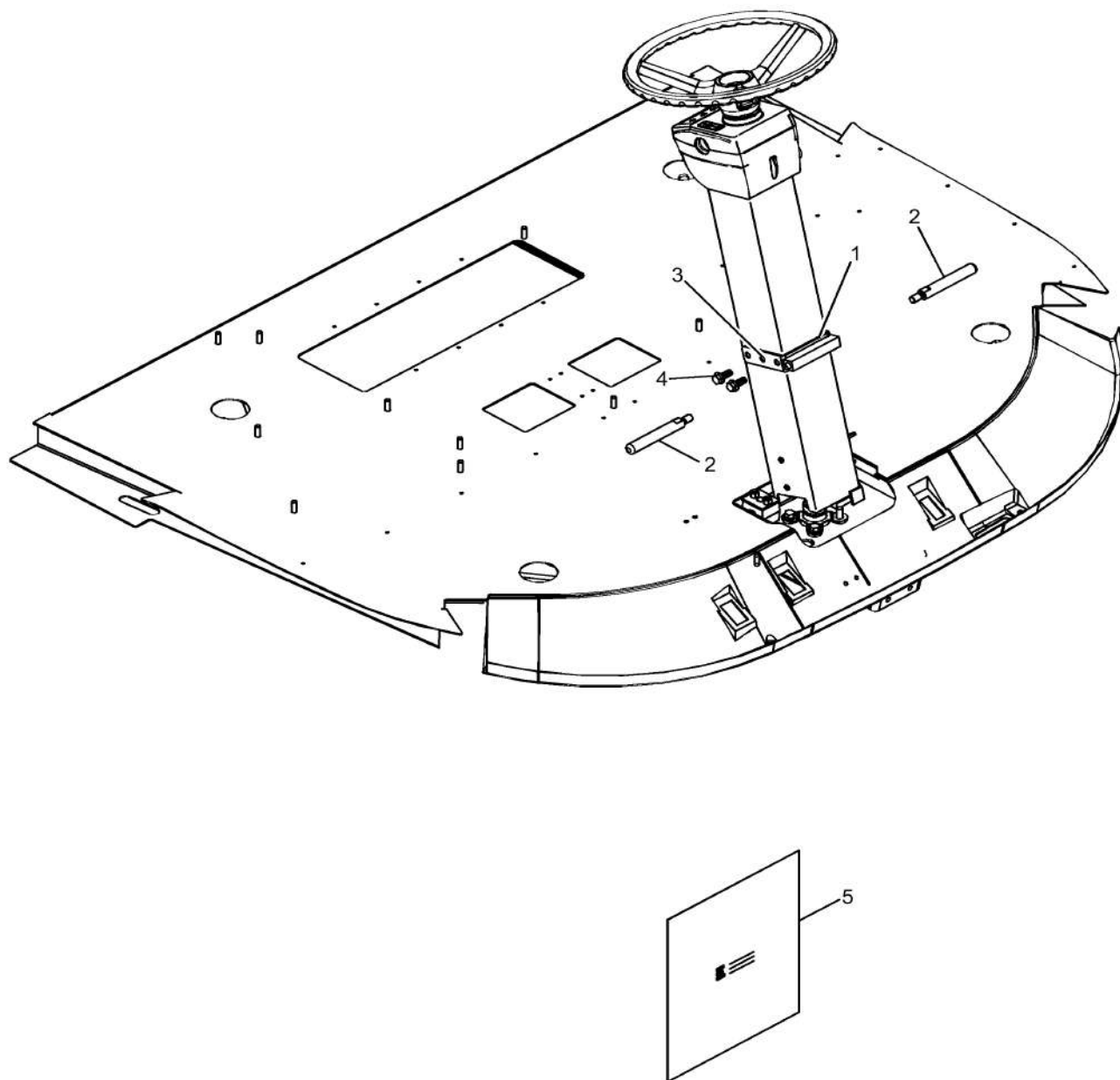
7230 8230 9230

88.490.12

p1

10/201
3

DIA KIT: STEERING COLUMN FOUR REST



88.490.12

p1

10/201
3

DIA KIT: STEERING COLUMN FOOR REST

REF FN	PART NUMBER	YR/SN	QTY DESCRIPTION
	84360251		1 SERVICE KIT Includes Ref 1-6
1	84368419		1 SUPPORT
2	84261208		2 SPECIAL PIN
3	84155440		4 INSERT
4	87015912		4 BOLT Hex, M10 x 25mm, Cl 8.8, Full Thd
5	84360240		1 INSTRUCTION
			7230 8230 9230

SECTION INDEX

Platform, cab, bodywork and decals

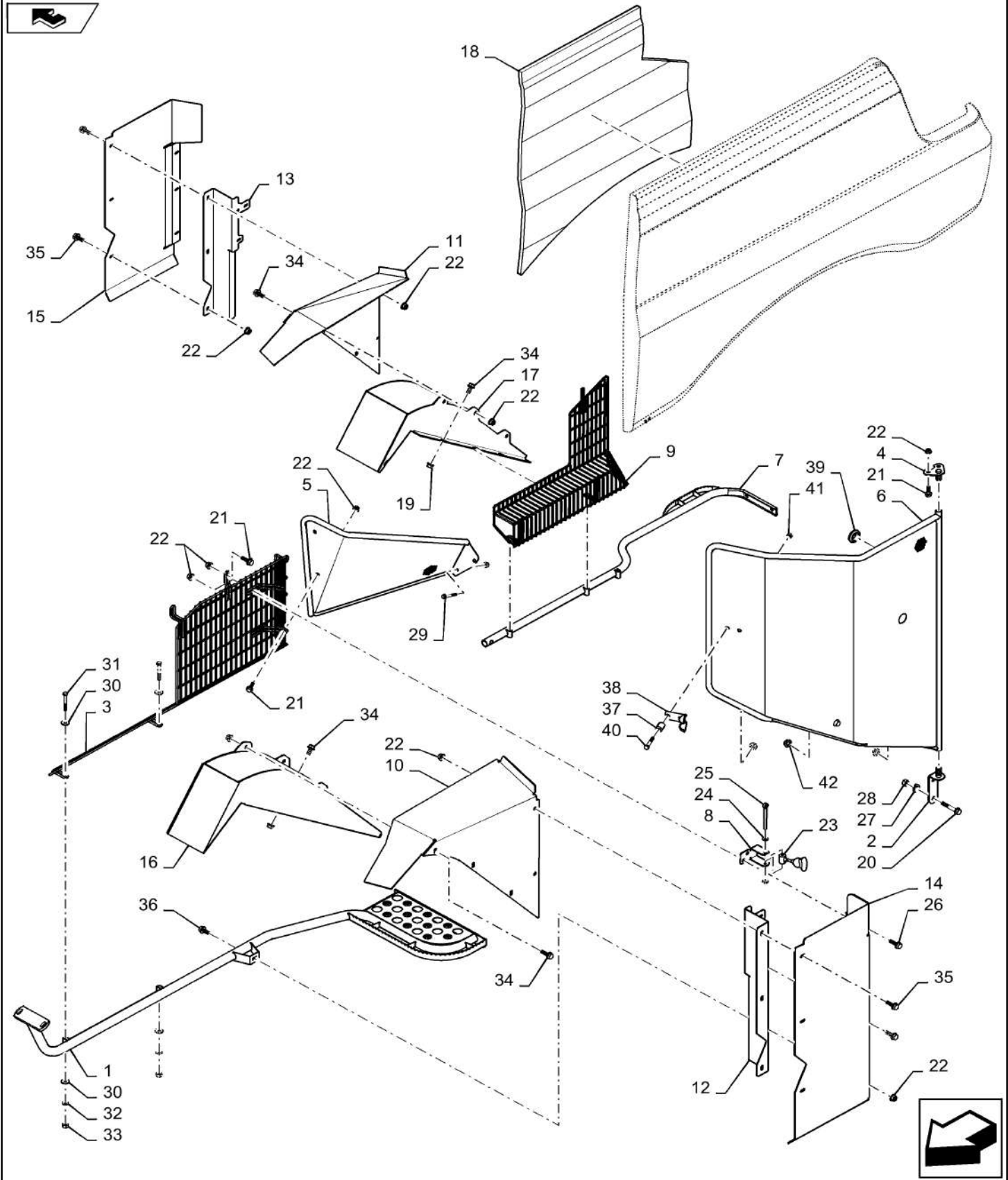
90.102.BU	03	SHIELD, TRACK ASSY, EU
90.102.BU	03	SHIELD, PLATFORM, TRACK ASSY, EU, -YEG AND AFTER
90.110.AU	01	L.H. INNER TRIM ASSEMBLY
90.110.AU	02	SUPPORT, LH REAR SHIELD
90.110.AU	03	BRKT, LH LT REAR BUMPER MOUNT ASM
90.110.AU	04	BRKT, TRIM SUPPORT LHS
90.110.AU	05	TRIM SUPPORT ASSY R.H
90.110.AU	06	BRACKET, RUBBER PAD, STOP
90.110.AU	07	BRKT, RH REAR & DOOR PROP ROD
90.110.AU	08	BRACKET, TRIM SUPPORT RHS
90.110.AU	09	BRACKET, LATCH HOOK, RH, MIDDLE
90.110.AU	10	BRACKET, RH, SUPPORT, FRONT
90.110.AU	11	BRACKET, LH, SUPPORT, FRONT
90.118.AC	01	OPERATOR'S LADDER, PLATFORM, LH, ASSY
90.118.AC	02	PLATFORM, FRONT, LH
90.118.AC	03	PLATFORM, FRONT, RH
90.118.AC	04	OPERATOR'S LADDER, PLATFORM, LH, ASSY, EU ONLY
90.118.AE		OPERATOR'S LADDER, LH, ASSY
90.118.BL	01	LADDER, PLATFORM, REAR
90.118.BL	02	ARM, LADDER, REAR
90.118.BM	01	MIRROR, MANUAL
90.118.BM	02	ELECTRIC MIRROR
90.118.CB		PLATFORM, REAR, LADDER
90.120.AE		SEAT, OPERATOR, CUSHION - CUT & SEWN/FABRIFORM
90.120.AI		SEAT, OPERATOR LUMBER ADJUSTING, CUT & SEWN/FABRIFORM
90.120.BA		SEAT, BACK & SLIDING GUIDES, CUT & SEWN/FABRIFORM
90.120.BC		SEAT, SUSPENSION UNIT, CUT & SEWN/FABRIFORM
90.124.AH		SEAT, CUSHION, LUXURY/LUXURY W/ SEMI-ACTIVE SUSPENSION
90.124.AL		SEAT, BACK, LUMBAR, AND SLIDES
90.124.AN		SEAT, SEMI-ACTIVE SUSPENSION
90.150.AC		CAB FRAME
90.150.AD		CAB SHELL, ACCESS COVER
90.150.BG	01	INNER ROOF
90.150.BG	02	OUTER ROOF
90.150.BI		MOUNT, CAB

SECTION INDEX

Platform, cab, bodywork and decals

90.150.BJ		COVER, CHINSKIRT
90.151.AC		SEAT, INSTRUCTOR
90.151.AD		SEAT BELT, INSTRUCTOR/OPERATOR
90.151.AE		SUN VISOR, LH/REAR, LUXURY CAB
90.151.AN		CONSOLE, RH, CONTROL PANEL
90.151.AN		CONSOLE, RH, CONTROLS
90.151.AO		STORAGE DECK, LUXURY CAB
90.151.AP		PAD ASSY, RH CONSOLE, DELUXE & LUXURY
90.151.AP		CONSOLE, R.H., TOUCH SCREEN DISPLAY
90.154.AA	01	RH CAB DOOR
90.154.AA	02	LH CAB DOOR
90.154.AC	01	HANDLE, LUXURY CAB
90.156.AB		REAR WINDOW
90.160.AH	01	REAR LINERS, NO STORAGE
90.160.AH	02	CAB STORAGE BOX, DELUXE CAB/LUXURY CAB
90.160.AH	03	REARLINERS, STORAGE, LUXURY CAB
90.160.AX		HEADLINER
90.160.BC	01	SIGNAL PLATES, REAR - EU - 72/82/9230
90.160.BC	02	SIGNAL PLATES, FRONT - EU - 72/82/9230
90.160.BI		FLOOR MAT
90.160.BL		CAB, DELUXE & LUXURY FINISHING

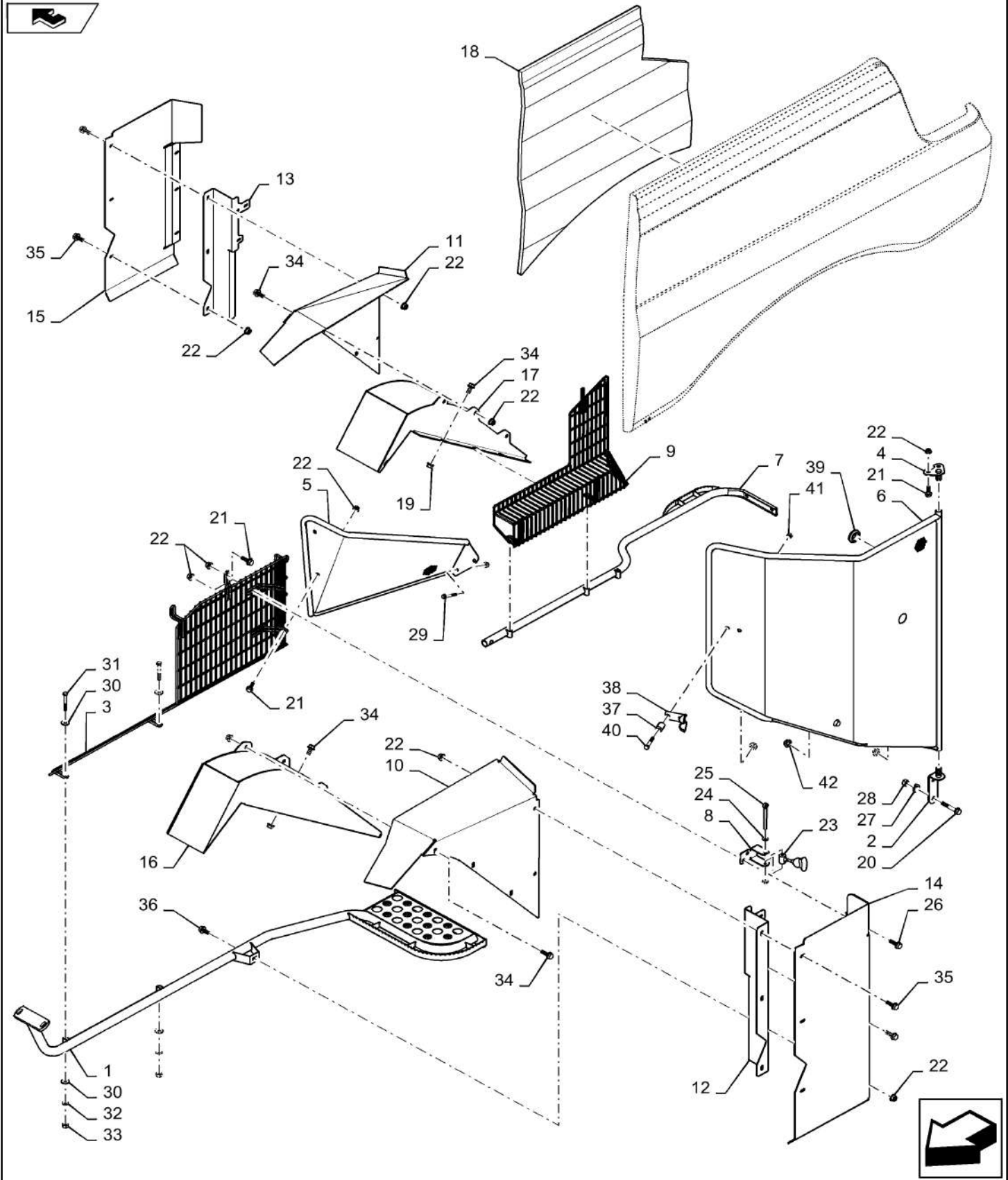
SHIELD, TRACK ASSY, EU



SHIELD, TRACK ASSY, EU

REF FN	PART NUMBER	YR/SN	QTY DESCRIPTION
1	84583720		1 SHIELD LH Rear Lower
2	84399930		1 PLATE Hinge
3	84395305		1 SHIELD Grated, LH
4	84395308		1 BRACKET Upper Shielding Support
5	84564821		1 SHIELD LH Upper
6	84564817		1 SHIELD LH Rear
7	47537349		1 SHIELD RH Lower
8	84399970		1 BRACKET Upper LH Shield
9	84427626		1 SHIELD Grated, RH
10	84581813		1 SHIELD LH, Front
11	84581814		1 SHIELD RH, Front
12	84581820		1 SUPPORT LH Mid
13	84582035		1 SUPPORT RH Mid
14	84581817		1 SHIELD LH Mid
15	84581818		1 SHIELD RH Mid
16	84573804		1 SHIELD LH, 24" Track
16	84573799		1 PLATE LH, 30" Track
17	84573806		1 SHIELD RH, 24" Track
17	84573802		1 SHIELD RH, 30" Track
18	84603033		1 DAMPER LH, Rear Shield
19	86050279		6 FLANGE NUT M10 x 1.5, Flg, CI 10
20	87656139		2 BOLT Flange, M10 X 60mm, 10.9
21	87698833		5 BOLT Hvy Hex Flg, M8 x 25mm, CI 10.9, Full Thd
22	86507066		12 FLANGE NUT M8 x 1.25, Flg, CI 10
23	494307C1		1 LATCH Trim Hold Down
24	322357		2 BELLEVILLE WASHER M6
25	87400		1 COTTER PIN 3/16" x 2"
26	87681207		8 BOLT Hex, M8 X 16mm, Class 10.9
27	379401		2 CLAMP Hose, Half Moon
28	100037		2 NUT M10 x 1.5, CI 8, Prev Torque
29	87698763		2 BOLT Flange, M8 X 50mm 10.9
30	140041		4 WASHER M8 x 28 x 3

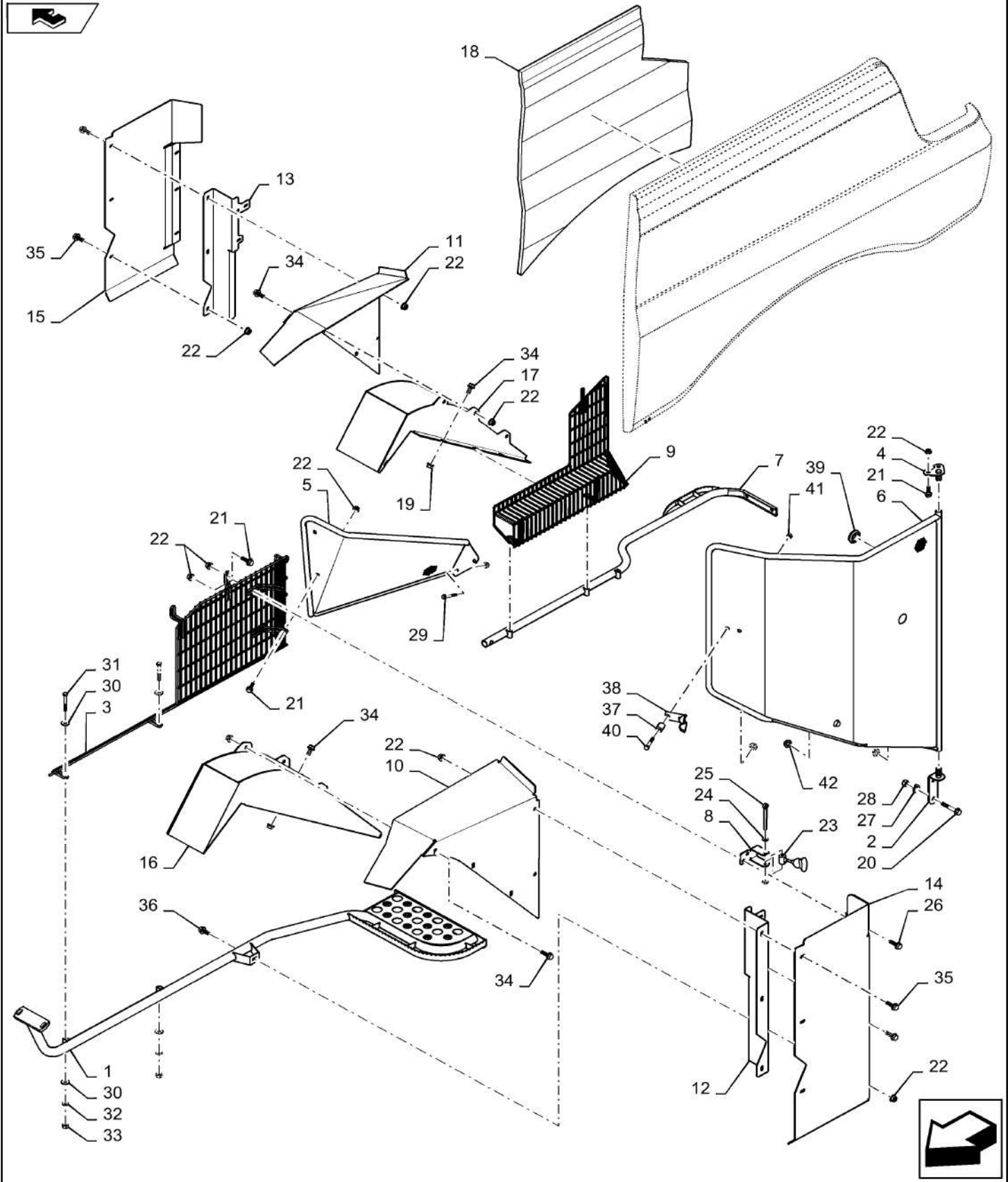
SHIELD, TRACK ASSY, EU



SHIELD, TRACK ASSY, EU

REF FN	PART NUMBER	YR/SN	QTY DESCRIPTION
31	86639028		2 BOLT Hex, M8 x 65mm, CI 8.8, Full Thd
32	322358		2 BELLEVILLE WASHER M8
33	9706690		2 NUT Hex, M8, 1.25mm Pitch, 6.80mm High, CI 8, ZND
34	87698835		12 BOLT Flange, M10 X 20mm Full Thread 10.9
35	87656137		11 BOLT Hvy Hex, M8 x 20mm, CI 10.9
36	87682383		1 BOLT Carriage, M8 X 20mm 10.9
37	1277909C1		2 SPACER 12.7mm X 12mm Tube
38	764071C2		1 BRACKET Panel Hook
39	248-1123		1 GROMMET 1" ID x 1 3/4" x .062"
40	86508566		2 BOLT Hex, M5 x 30mm, CI 8.8
41	86508813		2 NUT M5, CI 8
42	86975394		3 BUMPER Rubber

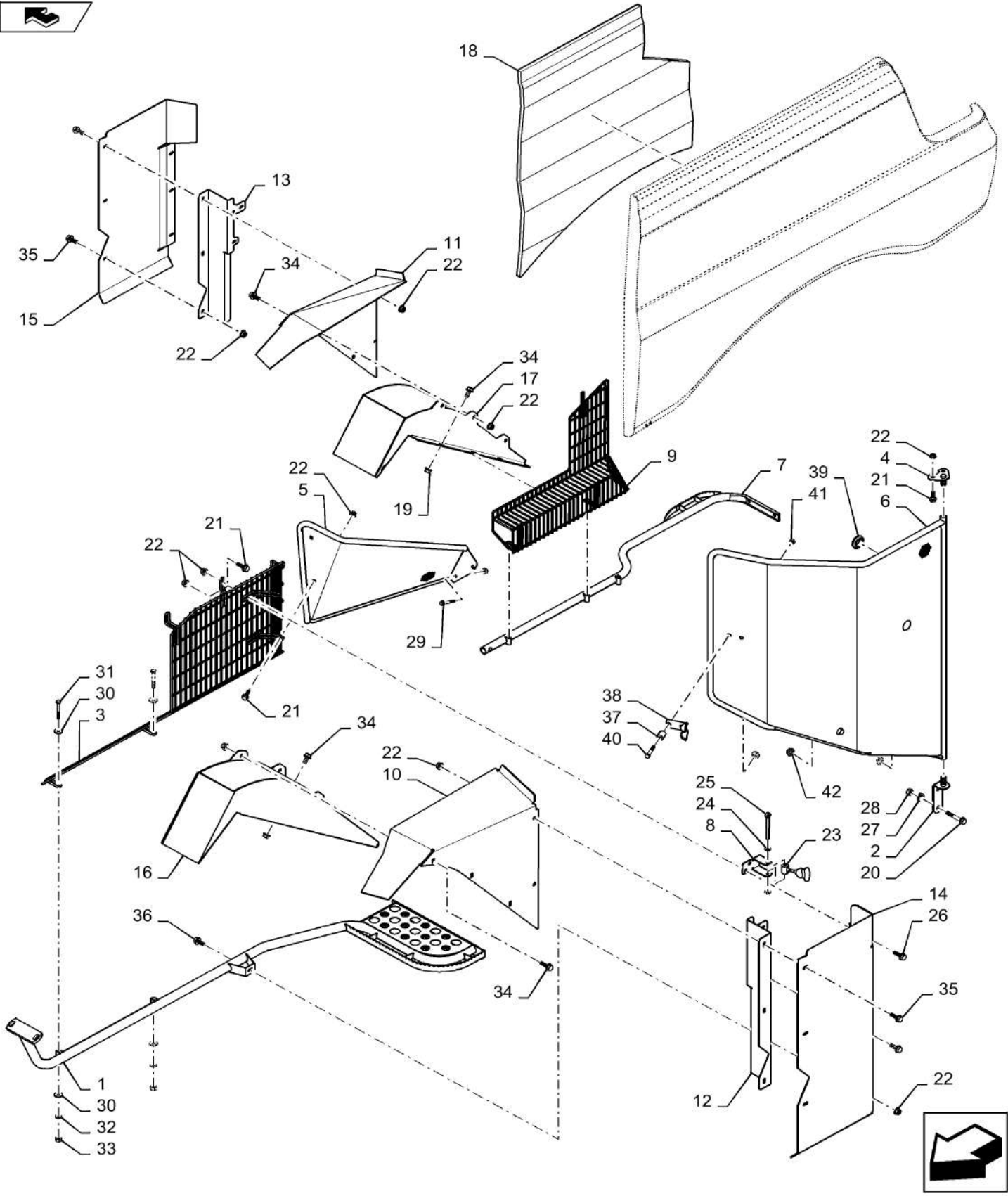
SHIELD, PLATFORM, TRACK ASSY, EU, -YEG AND AFTER



SHIELD, PLATFORM, TRACK ASSY, EU, -YEG AND AFTER

REF FN	PART NUMBER	YR/SN	QTY DESCRIPTION
1	84583720		1 SHIELD LH Rear Lower
2	84399930		1 PLATE Hinge
3	84395305		1 SHIELD Grated, LH
4	84395308		1 BRACKET Upper Shielding Support
5	84564821		1 SHIELD LH Upper
6	84564817		1 SHIELD LH Rear
7	47537349		1 SHIELD RH Lower
8	84399970		1 BRACKET Upper LH Shield
9	84427626		1 SHIELD Grated, RH
10	84581813		1 SHIELD LH, Front
11	84581814		1 SHIELD RH, Front
12	84581820		1 SUPPORT LH Mid
13	84582035		1 SUPPORT RH Mid
14	84581817		1 SHIELD LH Mid
15	84581818		1 SHIELD RH Mid
16	84573804		1 SHIELD LH, 24" Track
16	84573799		1 PLATE LH, 30" Track
17	84573806		1 SHIELD RH, 24" Track
17	84573802		1 SHIELD RH, 30" Track
18	84603033		1 DAMPER LH, Rear Shield
19	86050279		6 FLANGE NUT M10 x 1.5, Flg, CI 10
20	87656139		2 BOLT Flange, M10 X 60mm, 10.9
21	87698833		5 BOLT Hvy Hex Flg, M8 x 25mm, CI 10.9, Full Thd
22	86507066		12 FLANGE NUT M8 x 1.25, Flg, CI 10
23	494307C1		1 LATCH Trim Hold Down
24	322357		2 BELLEVILLE WASHER M6
25	87400		1 COTTER PIN 3/16" x 2"
26	87681207		8 BOLT Hex, M8 X 16mm, Class 10.9
27	379401		2 CLAMP Hose, Half Moon
28	100037		2 NUT M10 x 1.5, CI 8, Prev Torque
29	87698763		2 BOLT Flange, M8 X 50mm 10.9
30	140041		4 WASHER M8 x 28 x 3
			7230 8230 9230

SHIELD, PLATFORM, TRACK ASSY, EU, -YEG AND AFTER



90.102.BU

03

p2

10/201
3**SHIELD, PLATFORM, TRACK ASSY, EU, -YEG AND AFTER**

REF FN	PART NUMBER	YR/SN	QTY DESCRIPTION
31	86639028		2 BOLT Hex, M8 x 65mm, CI 8.8, Full Thd
32	322358		2 BELLEVILLE WASHER M8
33	9706690		2 NUT Hex, M8, 1.25mm Pitch, 6.80mm High, CI 8, ZND
34	87698835		12 BOLT Flange, M10 X 20mm Full Thread 10.9
35	87656137		11 BOLT Hvy Hex, M8 x 20mm, CI 10.9
36	87682383		1 BOLT Carriage, M8 X 20mm 10.9
37	1277909C1		2 SPACER 12.7mm X 12mm Tube
38	764071C2		1 BRACKET Panel Hook
39	248-1123		1 GROMMET 1" ID x 1 3/4" x .062"
40	86508566		2 BOLT Hex, M5 x 30mm, CI 8.8
41	86508813		2 NUT M5, CI 8
42	86975394		3 BUMPER Rubber
			7230 8230 9230

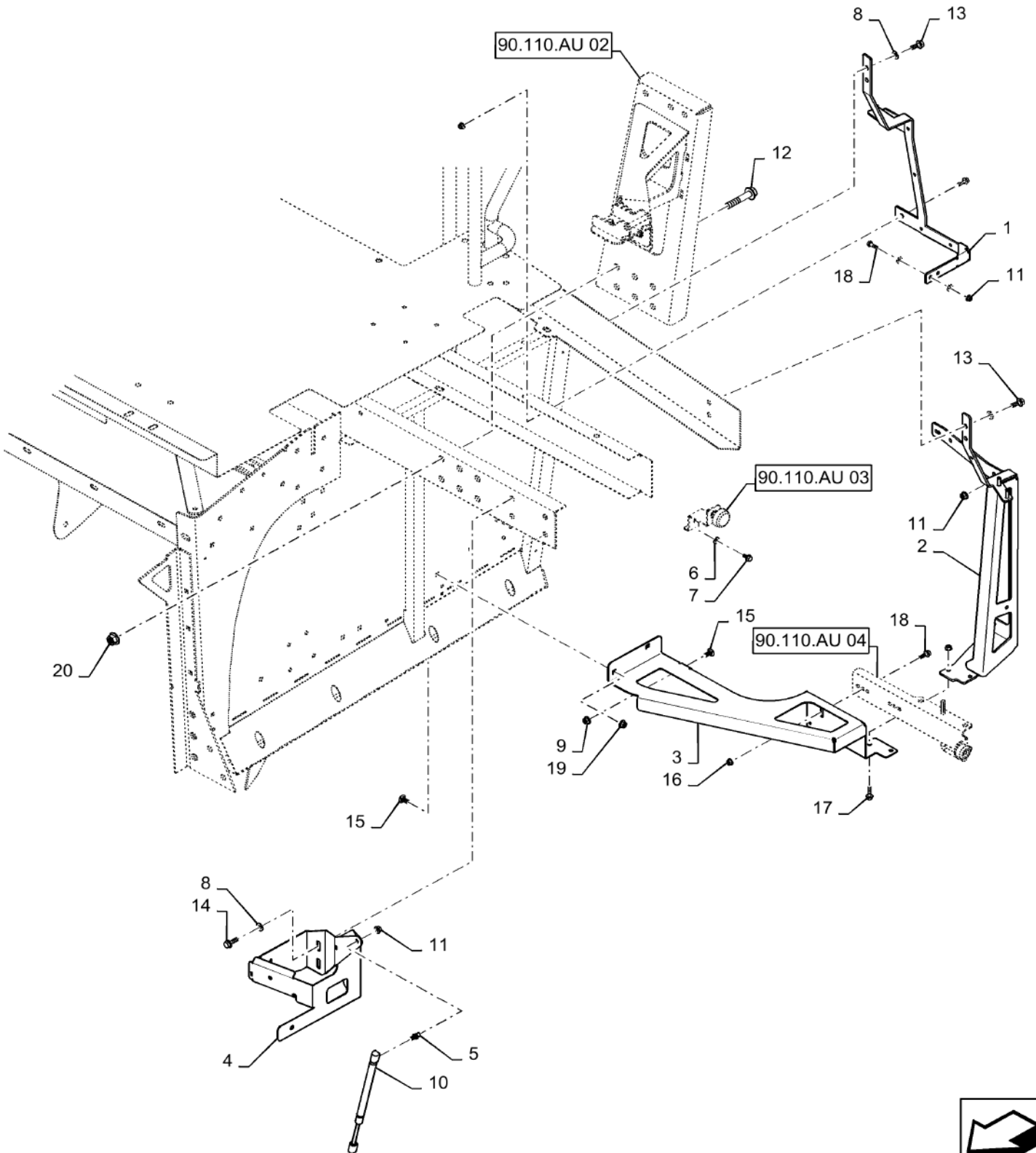
90.110.AU

01

p1

10/201
3

L.H. INNER TRIM ASSEMBLY



90.110.AU

01

p1

10/201
3**L.H. INNER TRIM ASSEMBLY**

REF FN	PART NUMBER	YR/SN	QTY DESCRIPTION
1	84183860		1 BRACKET Left Inner Trim Strap
2	84211637		1 BRACKET Support LH Outer Panel
3	{47479906}		1 Left Rear Support
4	47527302		1 BRACKET Hose Guard
5	83952214		1 BALL STUD Pivot
6	322358		5 BELLEVILLE WASHER M8
7	87681207		1 BOLT Hex, M8 X 16mm, Class 10.9
8	140045		8 BELLEVILLE WASHER M10
9	86050279		1 FLANGE NUT M10 x 1.5, Flg, CI 10
10	87728304		1 STRUT Panel Support Shock
11	87681210		10 FLANGE NUT Hex, M8, CI 10
12	87646188		6 BOLT Flange, M16 X 80mm 10.9
13	87698836		4 BOLT Hvy Hex Flg, M10 x 25mm, CI 10.9, Full Thd
14	87698837		4 BOLT Flange, M10 X 30mm 10.9
15	120041		3 CARRIAGE BOLT Short NK, M10 x 20, CI8.8, Full Thd
16	86507066		2 FLANGE NUT M8 x 1.25, Flg, CI 10
17	87030775		2 BOLT Hvy Hex, M8 x 30mm, CI 10.9
18	87698833		4 BOLT Hvy Hex Flg, M8 x 25mm, CI 10.9, Full Thd
19	87547587		2 LOCK NUT Flange, M10
20	87016581		6 FLANGE NUT M16 x 2, Flg, CI 10

7230 8230 9230

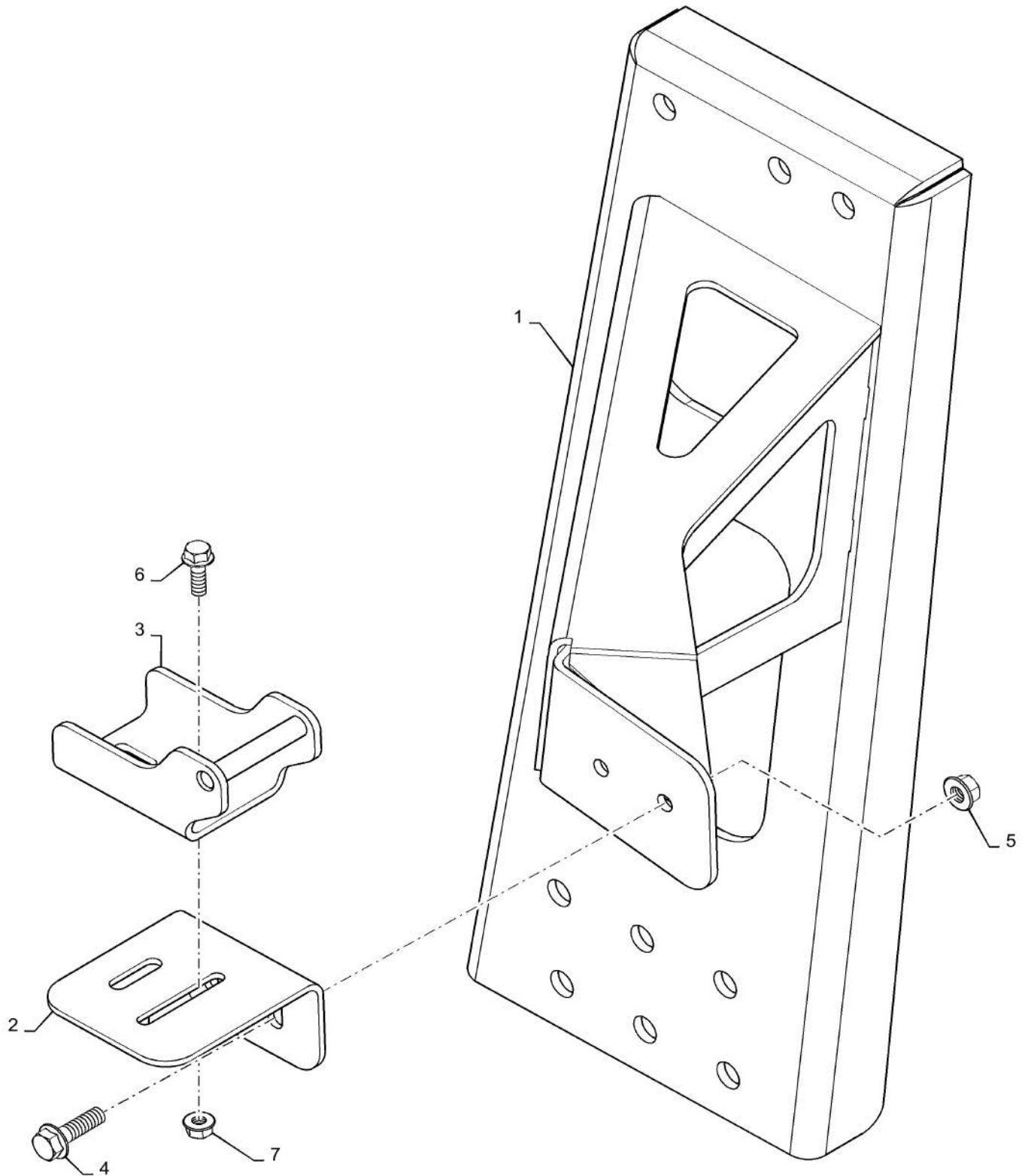
90.110.AU

02

p1

10/201
3

SUPPORT, LH REAR SHIELD



90.110.AU

02

p1

10/201
3

SUPPORT, LH REAR SHIELD

REF FN	PART NUMBER	YR/SN	QTY DESCRIPTION
1	84381725		1 CRADLE Support
2	84386382		1 SUPPORT Shield Hinge
3	87475017		1 BRACKET Trim Panel
4	87698838		2 BOLT M10 X 35mm Full Thread 10.9
5	86050279		2 FLANGE NUT M10 x 1.5, Flg, Cl 10
6	87698833		3 BOLT Hvy Hex Flg, M8 x 25mm, Cl 10.9, Full Thd
7	86507066		3 FLANGE NUT M8 x 1.25, Flg, Cl 10
			7230 8230 9230

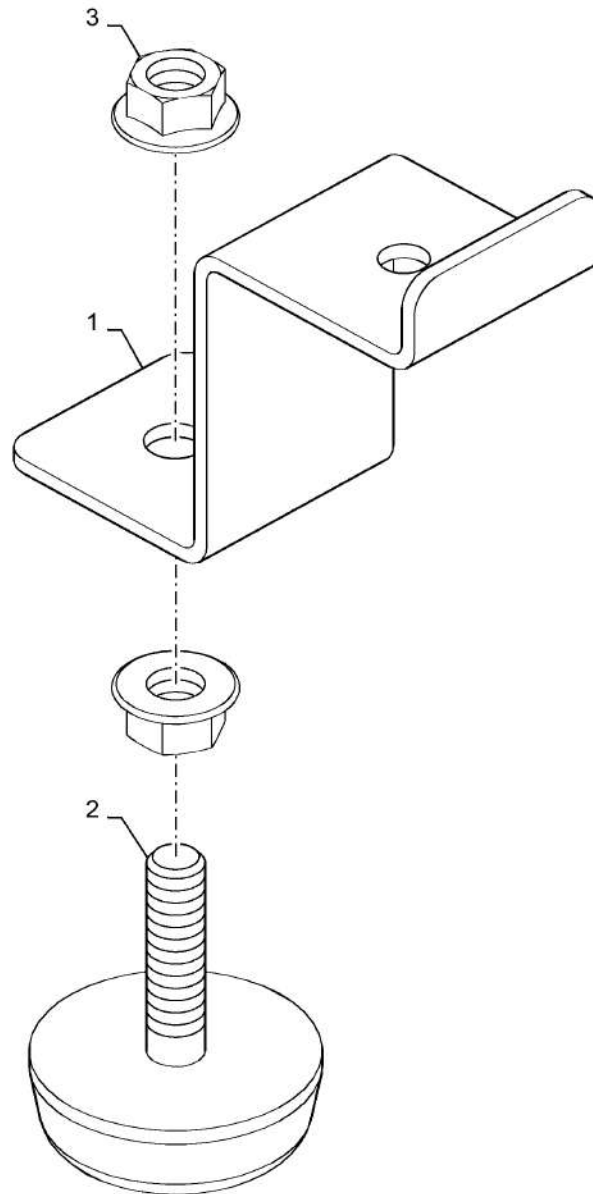
90.110.AU

03

p1

10/201
3

BRKT, LH LT REAR BUMPER MOUNT ASM



90.110.AU

03

p1

10/201
3

BRKT, LH LT REAR BUMPER MOUNT ASM

REF FN	PART NUMBER	YR/SN	QTY DESCRIPTION
1	84223638		1 BRACKET Rear Bumper Mount
2	84440416		1 INSULATOR BLOCK Rubber
3	86050279		2 FLANGE NUT M10 x 1.5, Flg, Cl 10
			7230 8230 9230

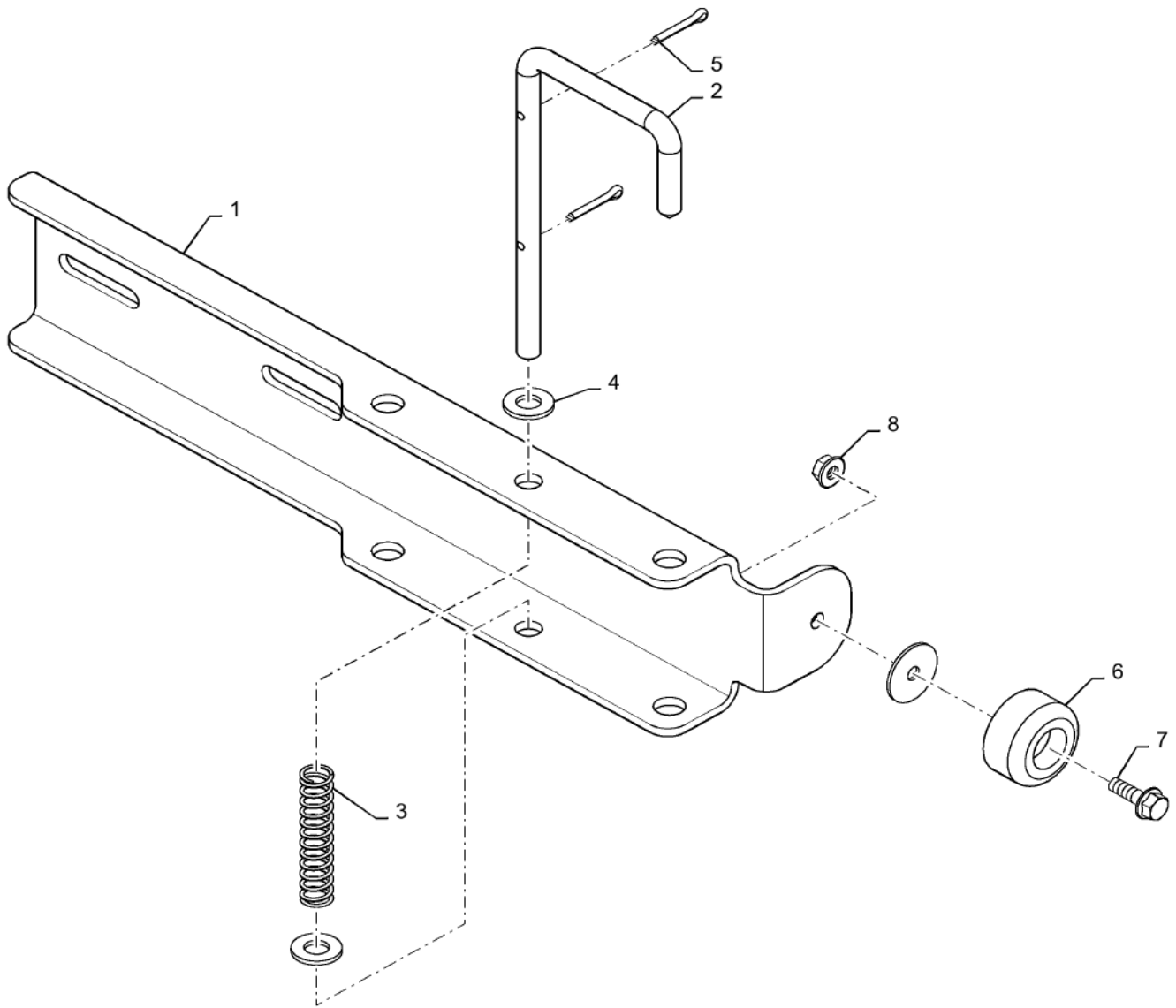
90.110.AU

04

p1

10/201
3

BRKT, TRIM SUPPORT LHS



90.110.AU

04

p1

10/201
3

BRKT, TRIM SUPPORT LHS

REF FN	PART NUMBER	YR/SN	QTY DESCRIPTION
1	87497819		1 BRACKET Pin Lock
2	87728300		1 PIN Panel Lock
3	192216A1		1 SPRING Safety Stand Rod
4	87016		2 WASHER 3/8", SAE
5	432-812		2 COTTER PIN 1/8" x 3/4"
6	87602893		1 BUMPER Recessed
7	87675531		1 BOLT Flange, M6 X 20mm 10.9
8	86050300		1 FLANGE NUT M6 x 1, Flg, Cl10
			7230 8230 9230

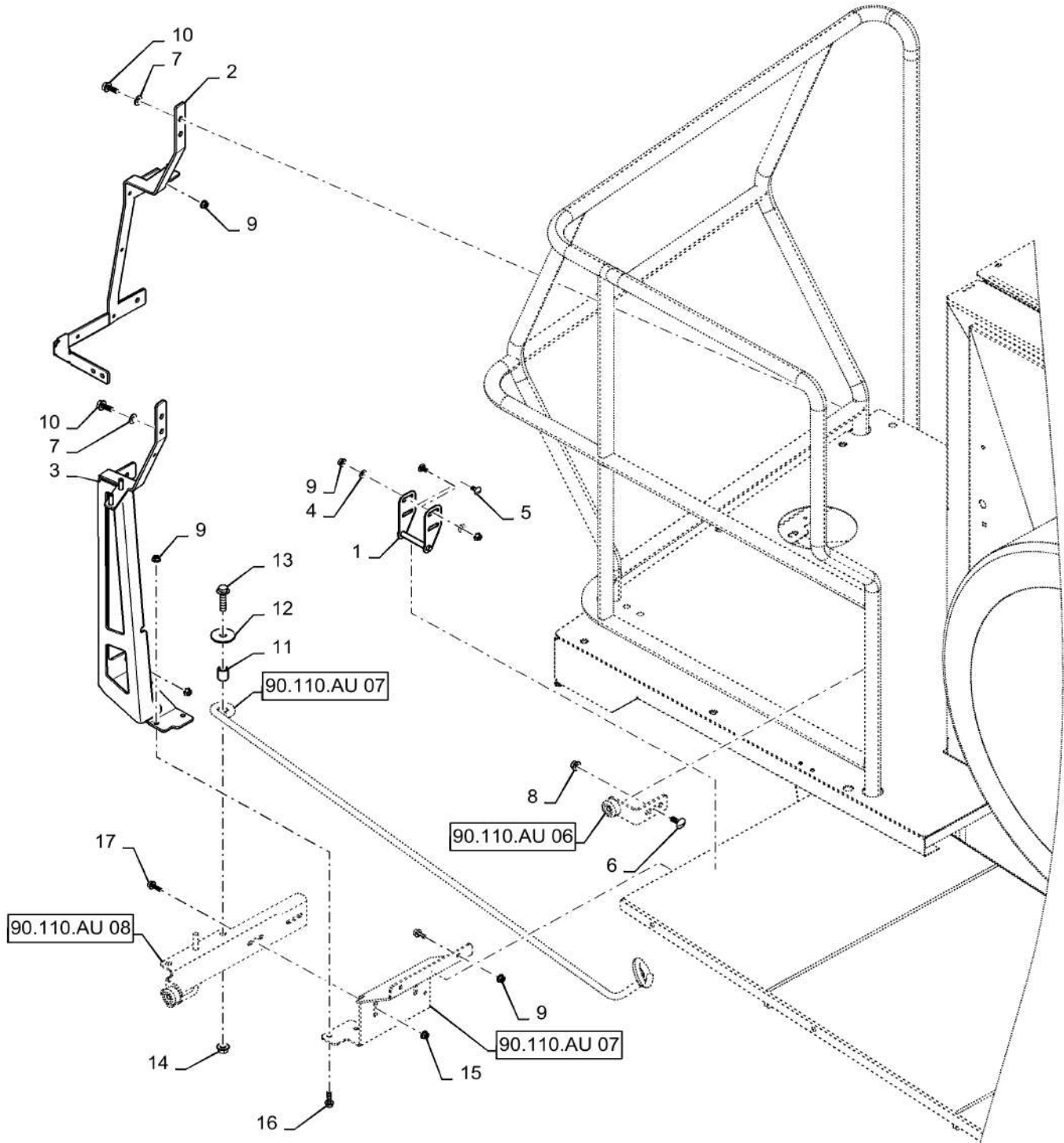
90.110.AU

05

p1

10/201
3

TRIM SUPPORT ASSY R.H



90.110.AU

05

p1

10/201
3**TRIM SUPPORT ASSY R.H**

REF FN	PART NUMBER	YR/SN	QTY DESCRIPTION
1	87734815		1 LATCH ASSY. Exterior Door, RH Rear
2	84183857		1 BRACKET RH Rear Inner Strap
3	84211645		1 BRACKET RH Rear Support
4	322358		4 BELLEVILLE WASHER M8
5	86619060		4 CARRIAGE BOLT Sht Sq Nk, M8 x 16mm, CI 8.8, Full Thd
6	338949		1 CARRIAGE BOLT Sq Nk, M10 x 1.5 x 25mm, CI 8.8, Full Thd
7	140045		4 BELLEVILLE WASHER M10
8	86050279		1 FLANGE NUT M10 x 1.5, Flg, CI 10
9	87681210		10 FLANGE NUT Hex, M8, CI 10
10	87698836		4 BOLT Hvy Hex Flg, M10 x 25mm, CI 10.9, Full Thd
11	224368A1		1 SPACER 25mm Long
12	87026355		1 WASHER M12 x 50 x 3, HT
13	87670764		1 BOLT Flange, M12 X 50mm 10.9
14	86512497		1 FLANGE NUT M12 x 1.75, Flg, CI 10
15	86507066		2 FLANGE NUT M8 x 1.25, Flg, CI 10
16	87030775		2 BOLT Hvy Hex, M8 x 30mm, CI 10.9
17	87698833		2 BOLT Hvy Hex Flg, M8 x 25mm, CI 10.9, Full Thd

7230 8230 9230

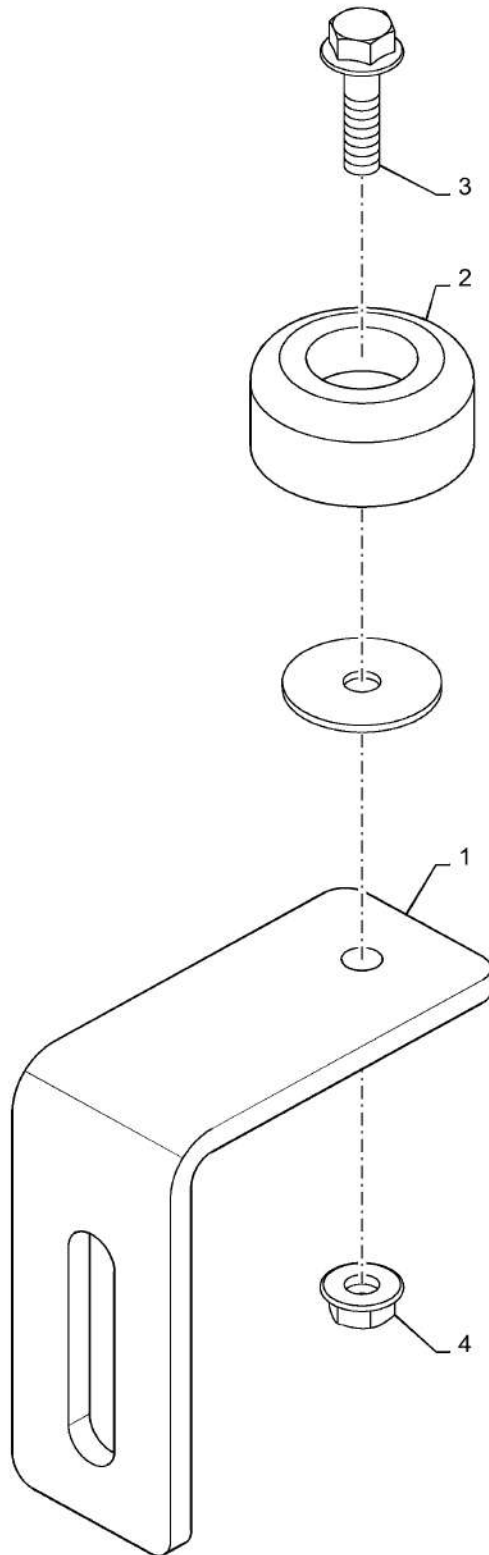
90.110.AU

06

p1

10/201
3

BRACKET, RUBBER PAD, STOP



90.110.AU

06

p1

10/201
3

BRACKET, RUBBER PAD, STOP

REF FN	PART NUMBER	YR/SN	QTY DESCRIPTION
1	84135076		1 BRACKET Support
2	87602893		1 BUMPER Recessed
3	87670758		1 BOLT Flange, M6 X 25mm 10.9
4	86619800		1 FLANGE NUT Prev Torque, Hex Flg, M6, CI 8

7230 8230 9230

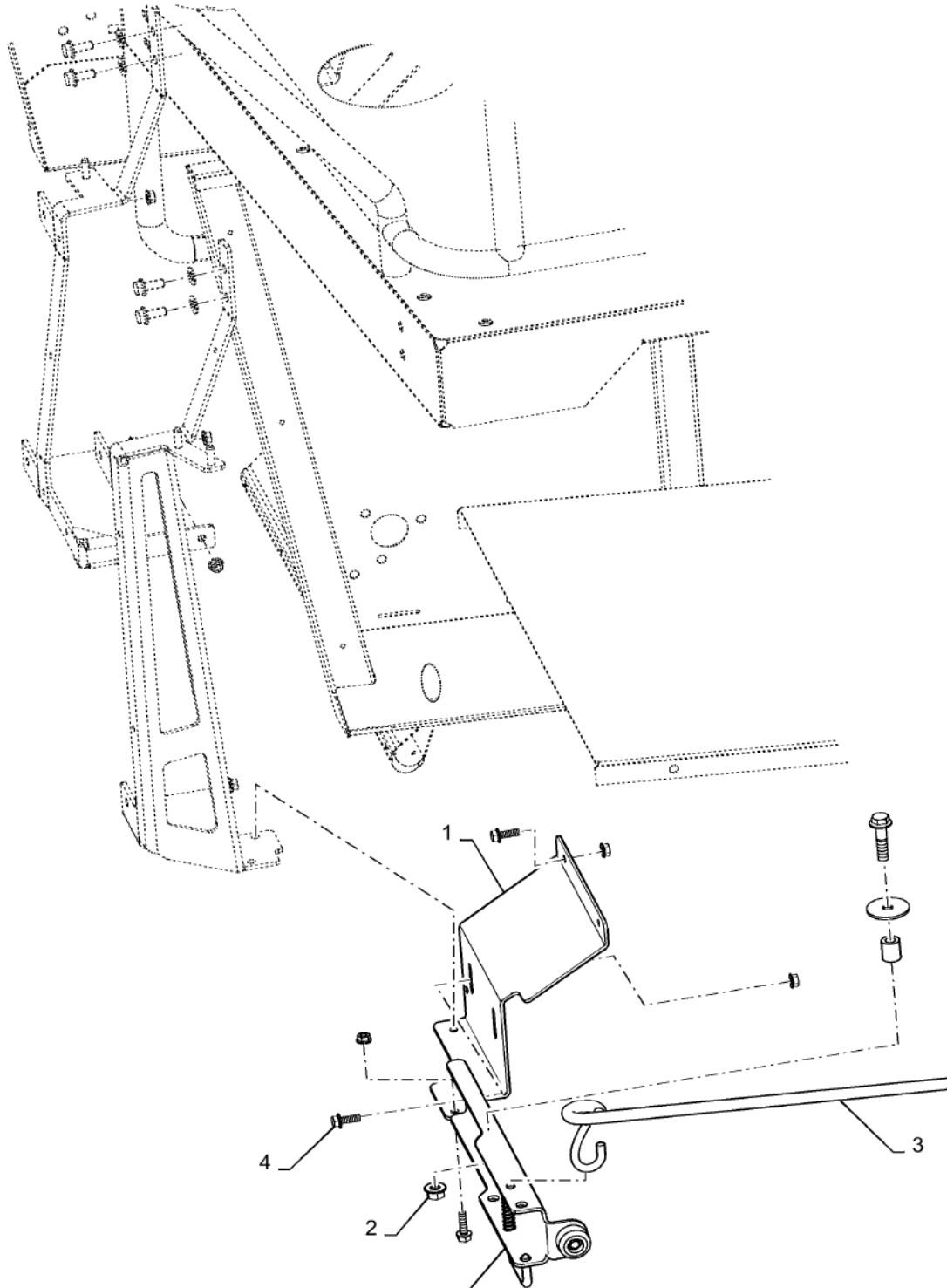
90.110.AU

07

p1

10/201
3

BRKT, RH REAR & DOOR PROP ROD



55.404.16 03

90.110.AU

07

p1

10/201
3

BRKT, RH REAR & DOOR PROP ROD

REF FN	PART NUMBER	YR/SN	QTY DESCRIPTION
1	84183848		1 BRACKET Rear Support
2	86512497		1 FLANGE NUT M12 x 1.75, Flg, CI 10
3	84130952		1 ROD RH Rear Door Hold
4	87698833		2 BOLT Hvy Hex Flg, M8 x 25mm, CI 10.9, Full Thd
			7230 8230 9230

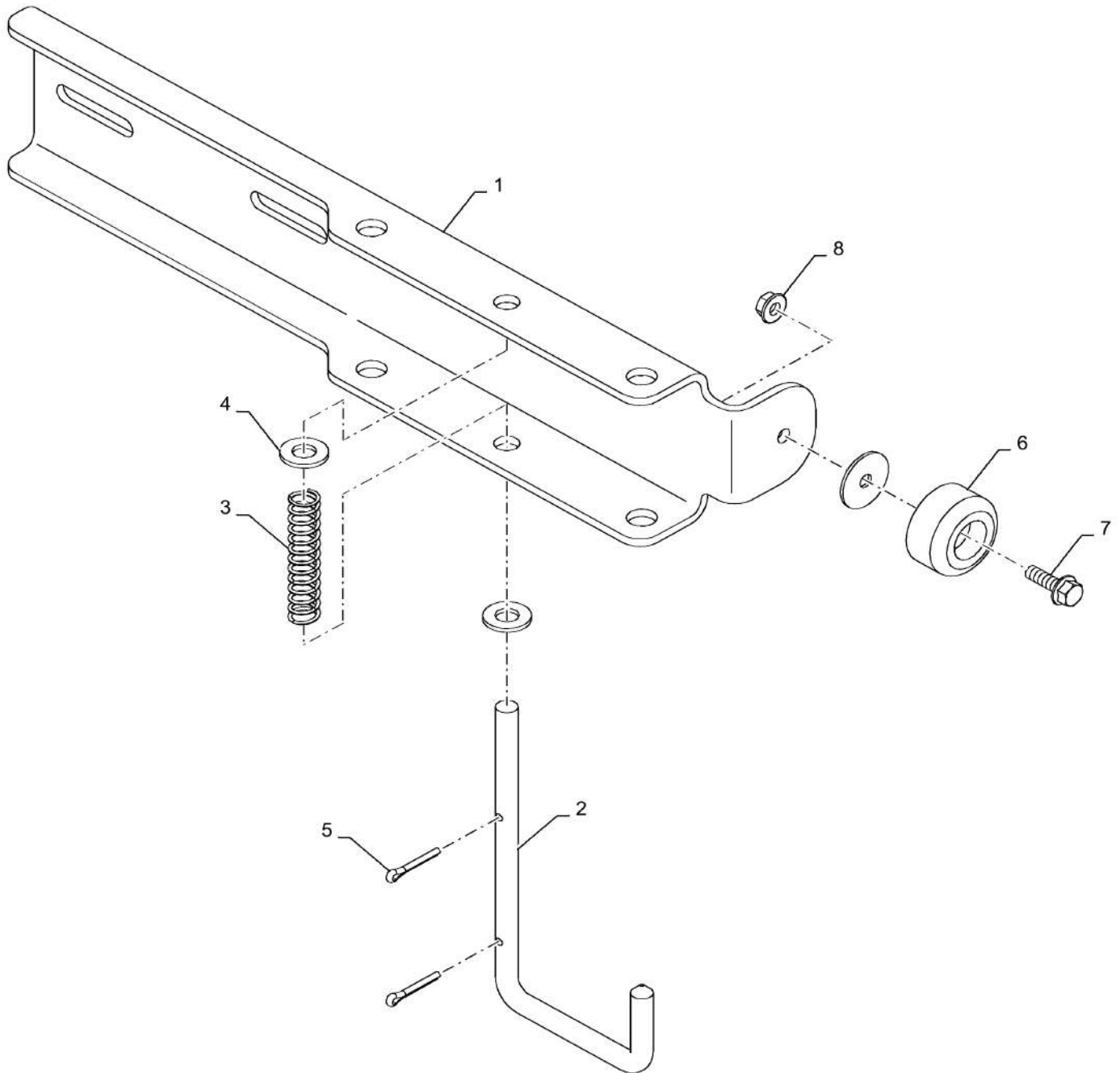
90.110.AU

08

p1

10/201
3

BRACKET, TRIM SUPPORT RHS



90.110.AU

08

p1

10/201
3**BRACKET, TRIM SUPPORT RHS**

REF FN	PART NUMBER	YR/SN	QTY DESCRIPTION
1	87497819		1 BRACKET RH Rear Supprot
2	87728300		1 PIN Locking
3	192216A1		1 SPRING Tension
4	87016		2 WASHER 3/8", SAE
5	432-812		2 COTTER PIN 1/8" x 3/4"
6	87602893		1 BUMPER Rubber
7	87675531		1 BOLT Flange, M6 X 20 Full Thread 10.9
8	86050300		1 FLANGE NUT M6 x 1, Flg, Cl10
			7230 8230 9230

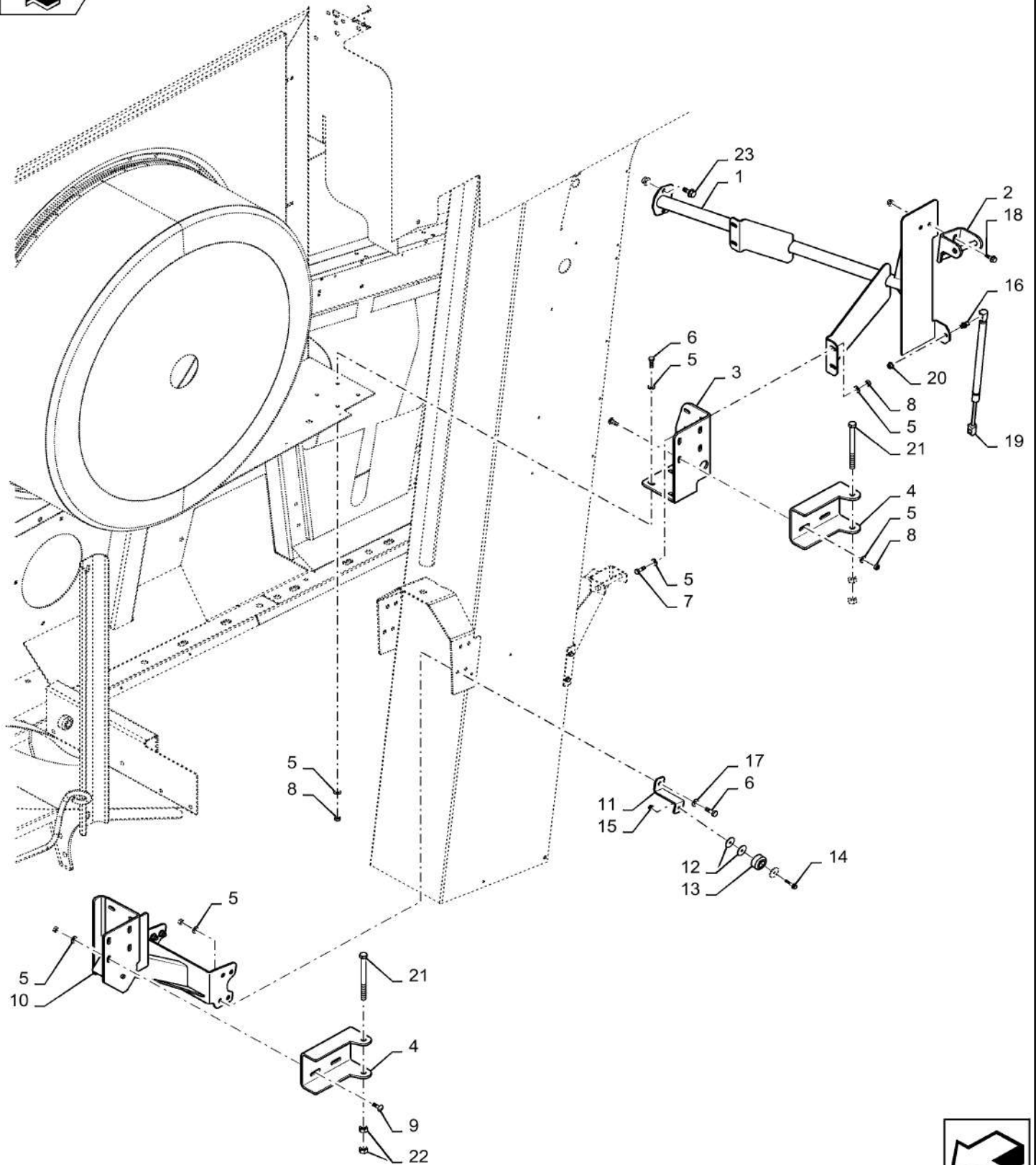
90.110.AU

09

p1

10/201
3

BRACKET, LATCH HOOK, RH, MIDDLE



BRACKET, LATCH HOOK, RH, MIDDLE

REF FN	PART NUMBER	YR/SN	QTY DESCRIPTION
1	84132587		1 BRACKET RH Panel Support
2	87728296		1 BRACKET RH Latch
3	84133586		1 BRACKET RH Latch Support
4	87693648		1 BRACKET Rh Panel Mount
5	322358		18 BELLEVILLE WASHER M8
6	43127		5 BOLT Hex, M8 x 1.25 x 25mm, CI 8.8, Full Thd
7	43128		2 BOLT Hex, M8 x 1.25 x 30.00mm, CI 8.8, ZND
8	9706690		11 NUT Hex, M8, 1.25mm Pitch, 6.80mm High, CI 8, ZND
9	87682384		4 BOLT
10	87693876		1 SUPPORT ASSY. Bracket, RH Lower
11	84135081		1 BRACKET RH Lower Bump Stop
12	87542959		AR WASHER 6.15mm X 30m X 1.5mm
13	87602893		1 BUMPER Rubber
14	87698760		1 BOLT Flange, M6 X 30 10.9
15	86619800		1 FLANGE NUT Prev Torque, Hex Flg, M6, CI 8
16	83952214		1 BALL STUD RH Shock Mount
17	322358		2 BELLEVILLE WASHER M8
18	87656137		6 BOLT Hvy Hex, M8 x 20mm, CI 10.9
19	87108532		1 GAS STRUT RH Front Panel
20	86050300		3 FLANGE NUT M6 x 1, Flg, CI10
21	328048		2 BOLT Hex, M12 x 1.75 x 140mm, CI 8.8
22	9706685		4 NUT M12, CI 8
23	86507066		2 FLANGE NUT M8 x 1.25, Flg, CI 10
			7230 8230 9230

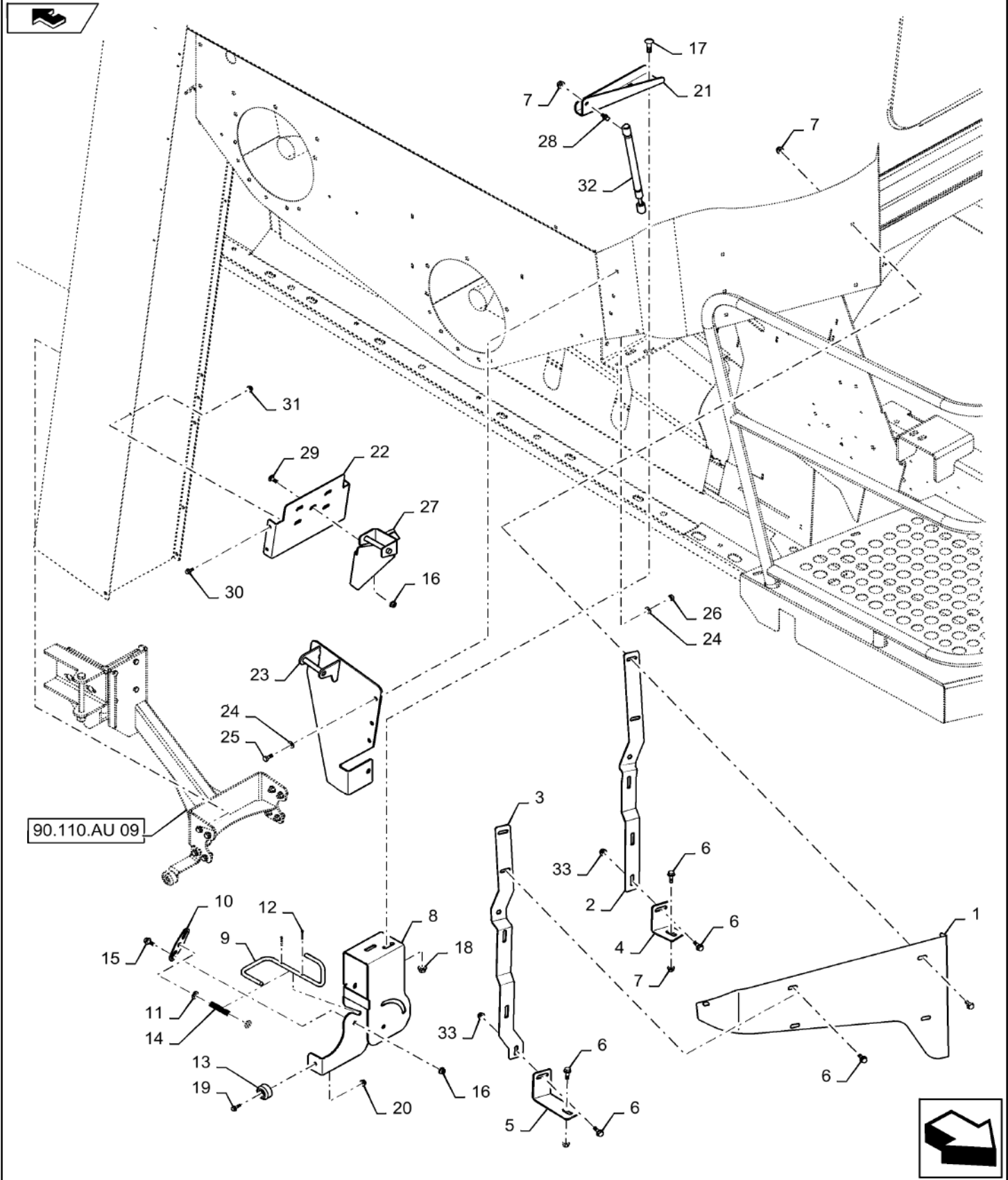
90.110.AU

10

p1

10/201
3

BRACKET, RH, SUPPORT, FRONT



90.110.AU

10

p1

10/201
3**BRACKET, RH, SUPPORT, FRONT**

REF FN	PART NUMBER	YR/SN	QTY DESCRIPTION
1	87553505		1 SPLASH SHIELD RH Front
2	87686503		1 BRACKET RH Inner
3	87686505		1 BRACKET RH Outer
4	84406508		1 BRACKET Shield Mount Short
5	84405939		1 BRACKET Shield Mount Long
6	87698833		9 BOLT Hvy Hex Flg, M8 x 25mm, CI 10.9, Full Thd
7	87681210		9 FLANGE NUT Hex, M8, CI 10
8	84150458		1 BRACKET RH Transport Lock
9	84150459		1 LATCH RH Panel
10	87676999		1 BRACKET Strap, Red
11	495-11041		2 WASHER 3/8", SAE
12	432-812		2 COTTER PIN 1/8" x 3/4"
13	87602893		1 BUMPER Rubber
14	192216A1		1 SPRING Compression
15	87656137		2 BOLT Hvy Hex, M8 x 20mm, CI 10.9
16	86507066		5 FLANGE NUT M8 x 1.25, Flg, CI 10
17	87682393		2 BOLT Carriage, M10 X 35mm
18	86050279		2 FLANGE NUT M10 x 1.5, Flg, CI 10
19	87675531		1 BOLT Flange, M6 X 20mm Full Thread 10.9
20	86619800		1 FLANGE NUT Prev Torque, Hex Flg, M6, CI 8
21	84337451		1 BRACKET RH Support
22	87475013		1 BRACKET RH Lower Hinge Brace
23	87584402		1 BRACKET Rh Support W/ Latch
24	322358		10 BELLEVILLE WASHER M8
25	120104		5 BOLT Hex, M8 x 1.25 x 20mm, CI 8.8, Full Thd
26	9706690		5 NUT Hex, M8, 1.25mm Pitch, 6.80mm High, CI 8, ZND
27	87494170		1 BRACKET Striker
28	83952214		1 BALL STUD Shock Mount
			7230 8230 9230

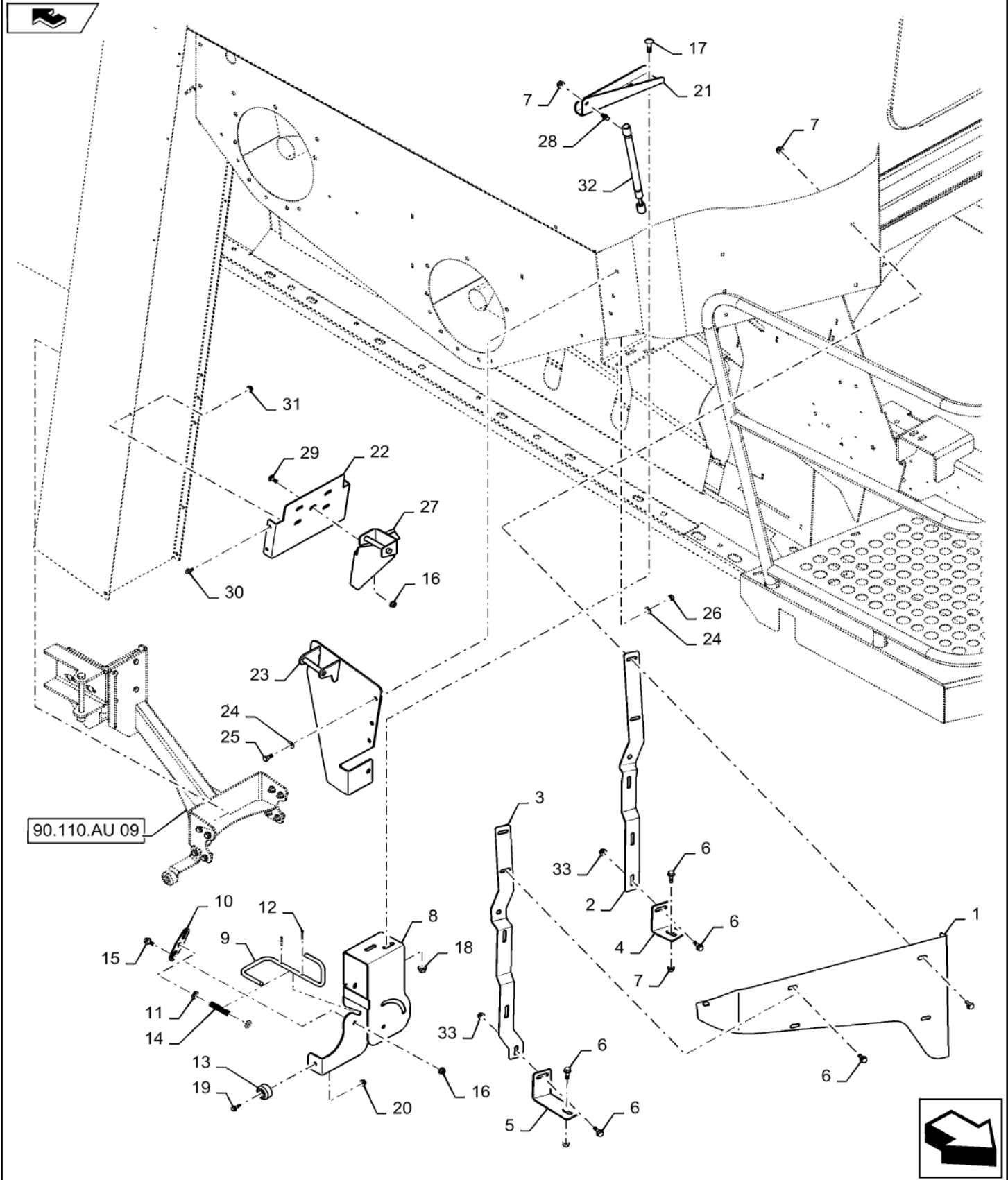
90.110.AU

10

p2

10/201
3

BRACKET, RH, SUPPORT, FRONT



90.110.AU

10

p2

10/201
3

BRACKET, RH, SUPPORT, FRONT

REF FN	PART NUMBER	YR/SN	QTY DESCRIPTION
29	86507486		3 CARRIAGE BOLT Sht Sq Nk, M8 x 20mm, CI 8.8, Full Thd
30	87695418		4 BOLT Flange, M6 X 16 Full Thread 10.9
31	86050300		4 FLANGE NUT M6 x 1, Flg, CI10
32	87728305		1 STRUT RH Door Shock
33	87681210		5 FLANGE NUT Hex, M8, CI 10

7230 8230 9230

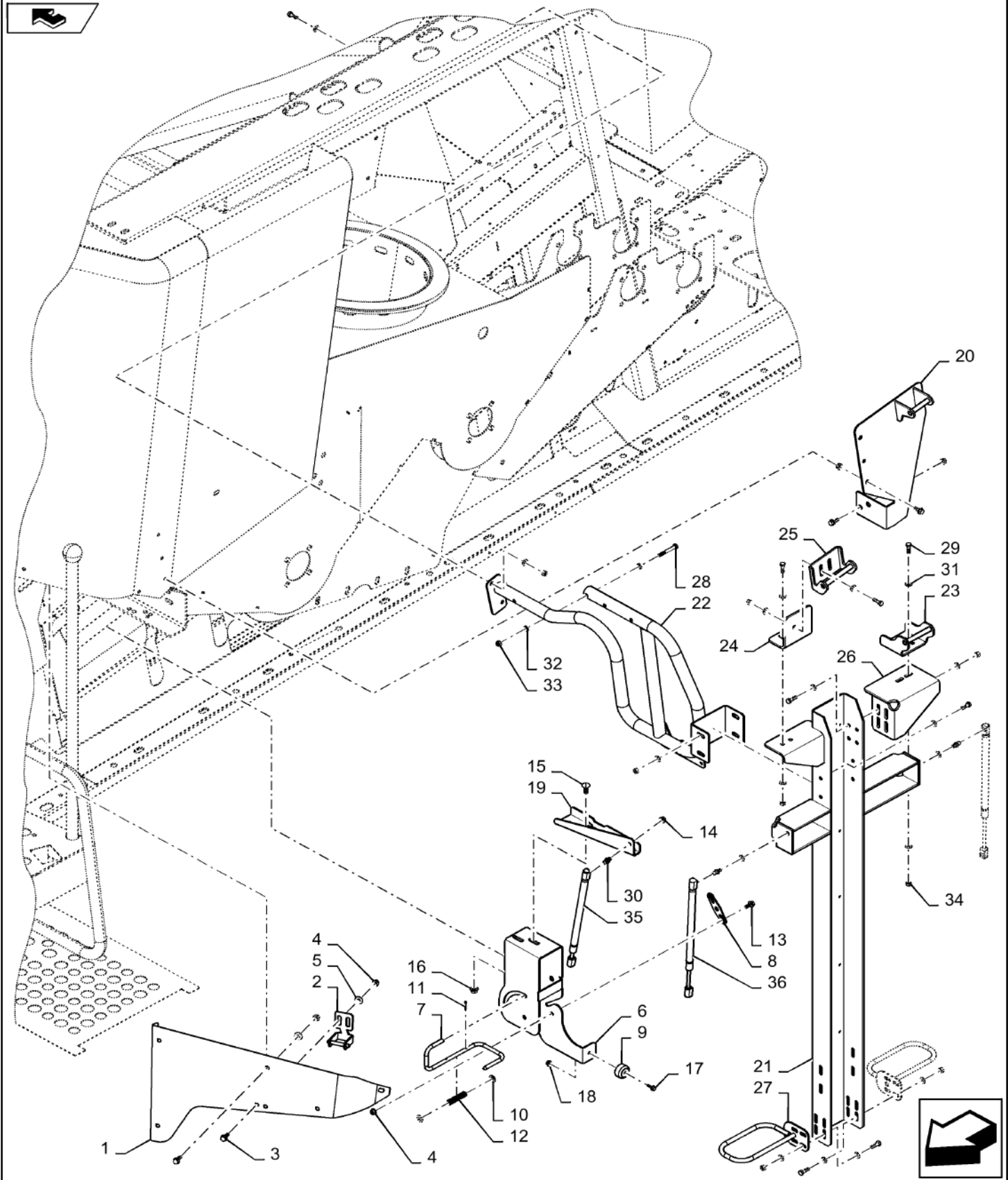
90.110.AU

11

p1

10/201
3

BRACKET, LH, SUPPORT, FRONT



BRACKET, LH, SUPPORT, FRONT

REF FN	PART NUMBER	YR/SN	QTY DESCRIPTION
1	84336277		1 PROTECTION PLATE LH Shield, Front
2	{47398758}		1 Latch
3	87698833		7 BOLT Hvy Hex Flg, M8 x 25mm, CI 10.9, Full Thd
4	86507066		14 FLANGE NUT M8 x 1.25, Flg, CI 10
5	412650		7 BELLEVILLE WASHER Belleville, M8
6	84153346		1 BRACKET LH Transport Lock
7	84154209		1 LATCH LH Lock
8	87676999		1 BRACKET Strap, Red
9	87602893		1 BUMPER Rubber
10	495-11041		2 WASHER 3/8", SAE
11	432-812		2 COTTER PIN 1/8" x 3/4"
12	192216A1		1 SPRING Compression
13	87656137		7 BOLT Hvy Hex, M8 x 20mm, CI 10.9
14	87681210		1 FLANGE NUT Hex, M8, CI 10
15	87682391		2 CARRIAGE BOLT Sht Sq Nk, M10 x 25mm, CI 10.9
16	86050279		2 FLANGE NUT M10 x 1.5, Flg, CI 10
17	87675531		1 BOLT Flange, M6 X 20mm, 10.9
18	86619800		1 FLANGE NUT Prev Torque, Hex Flg, M6, CI 8
19	84337457		1 BRACKET Support
20	87659014		1 SUPPORT ASSY. Support W/ Latch
21	87673766		1 BRACKET Channel
22	84520009		1 BRACKET, SUPPORTING Tube
23	87475020		1 BRACKET Latch
24	87633205		1 BRACKET Upper
25	84318373		1 BRACKET Latch
26	87684784		1 BRACKET Lower Latch
27	87728337		2 BRACKET Striker
28	120061		2 BOLT Hex, M8 x 60, 8.8
29	43127		28 BOLT Hex, M8 x 1.25 x 25mm, CI 8.8, Full Thd
30	83952214		3 BALL STUD Shock Mount
			7230 8230 9230

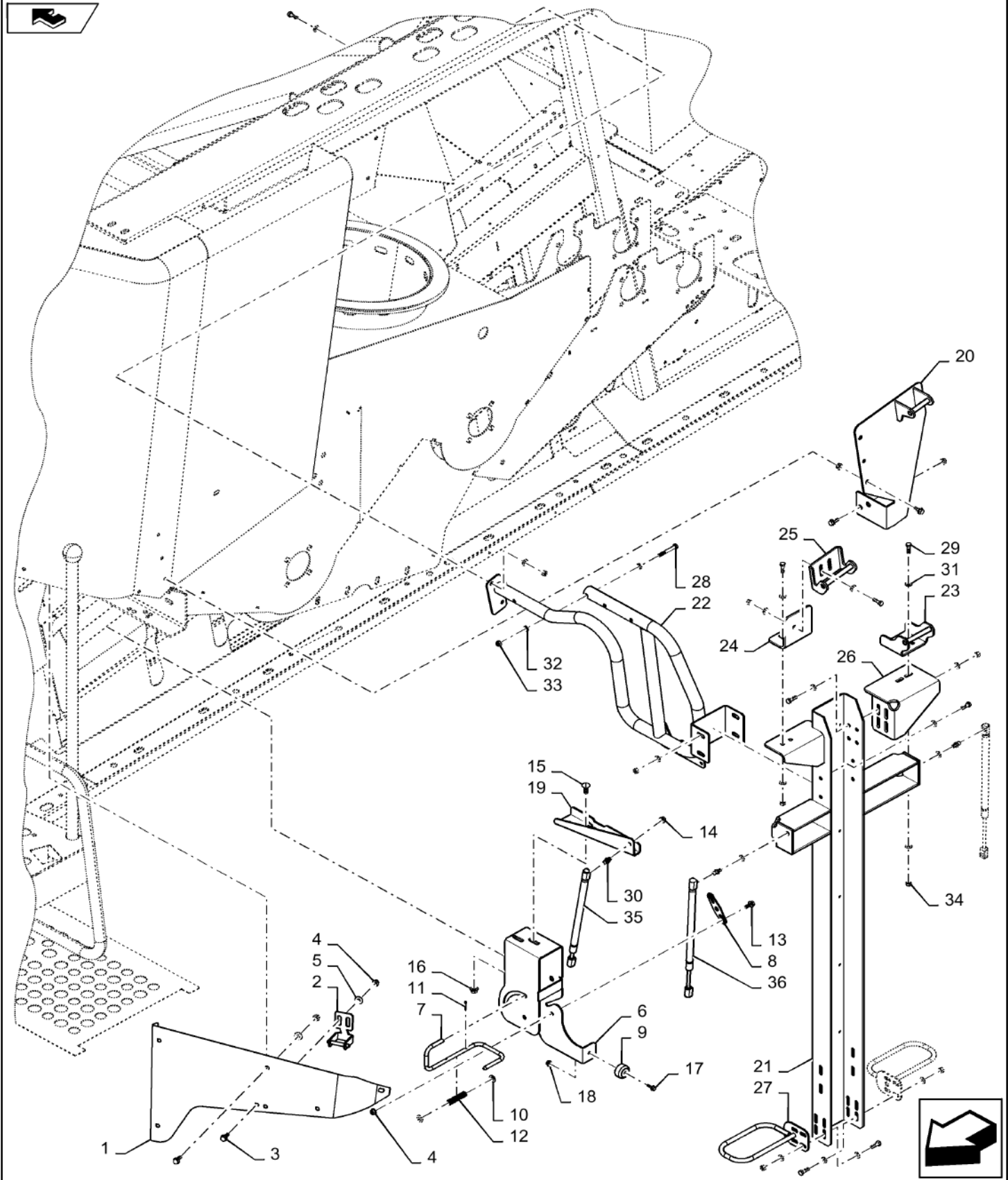
90.110.AU

11

p2

10/201
3

BRACKET, LH, SUPPORT, FRONT



90.110.AU

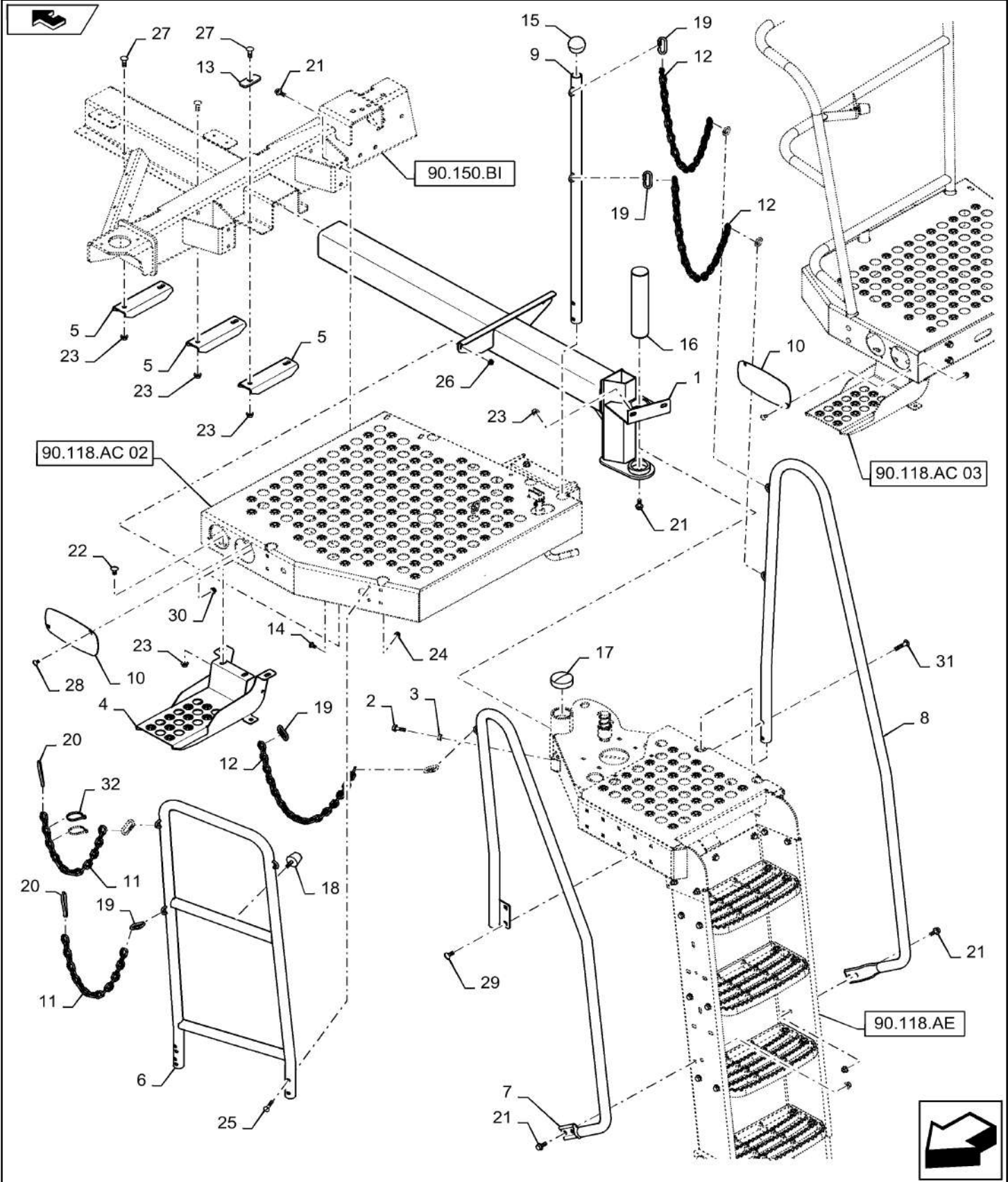
11

p2

10/201
3**BRACKET, LH, SUPPORT, FRONT**

REF FN	PART NUMBER	YR/SN	QTY DESCRIPTION
31	322358		58 BELLEVILLE WASHER M8
32	86624184		4 WASHER Flat, 9.00mm ID x 16.00mm OD x 1.60mm, CST, ZND
33	9628098		2 NUT M8 x 1.25, CI 10
34	9706690		28 NUT Hex, M8, 1.25mm Pitch, 6.80mm High, CI 8, ZND
35	87728305		1 STRUT LH Front Shock
36	87108532		2 GAS STRUT LH Middle Shock
37	87681210		1 FLANGE NUT Hex, M8, CI 10
			7230 8230 9230

OPERATOR'S LADDER, PLATFORM, LH, ASSY



OPERATOR'S LADDER, PLATFORM, LH, ASSY

REF FN	PART NUMBER	YR/SN	QTY DESCRIPTION
1	47397699		1 BEAM Deck Support
2	87698837		1 BOLT Flange, M10 X 30 Full Thread 10.9
3	100016		1 NUT M10, CI 8
4	84547510		1 STEP Access
5	84512981		3 BRACKET Platform Locking
6	84547511		1 HANDRAIL LH, Front
7	84547896		1 HANDRAIL LH, Front
8	84547891		1 HANDRAIL LH, Rear
9	84417818		1 HANDRAIL Vertical Post, Rear
10	84552993		2 PLATE Cover
11	87392184		2 CHAIN Safety
12	84587666		3 CHAIN Ladder Gate
13	84425636		2 PLATE Mounting Tab
14	87682383		2 BOLT Carriage M8 X 20 10.9
15	87109879		1 KNOB Ball, Ladder Latch
16	84275943		1 PIN Ladder Retention
17	324464A1		1 PLUG Cap Pivot Cover
18	87109195		1 BUMPER Rubber
19	87107072		8 LINK Chain
20	87385180		2 SPRING CLIP Chain
21	87698836		9 BOLT Hvy Hex Flg, M10 x 25mm, CI 10.9, Full Thd Flange, M10 X 25 Full Thread 10.9
22	87682390		6 BOLT Carriage, M10 X 20mm 10.9
23	87547587		22 LOCK NUT Flange, M10 X 1.5
24	86050279		4 FLANGE NUT M10 x 1.5, Flg, CI 10
25	87682388		4 BOLT Carriage, M8 X 45mm 10.9
26	87681210		6 FLANGE NUT Hex, M8, CI 10
27	87682392		6 BOLT Carriage, M10 X 30mm 10.9
28	87622768		4 BOLT Carriage, M6 X 12mm 8.8
29	87682391		2 CARRIAGE BOLT Sht Sq Nk, M10 x 25mm, CI 10.9
30	87301498		4 FLANGE NUT Flange, M6 X 1 10.9
			7230 8230 9230

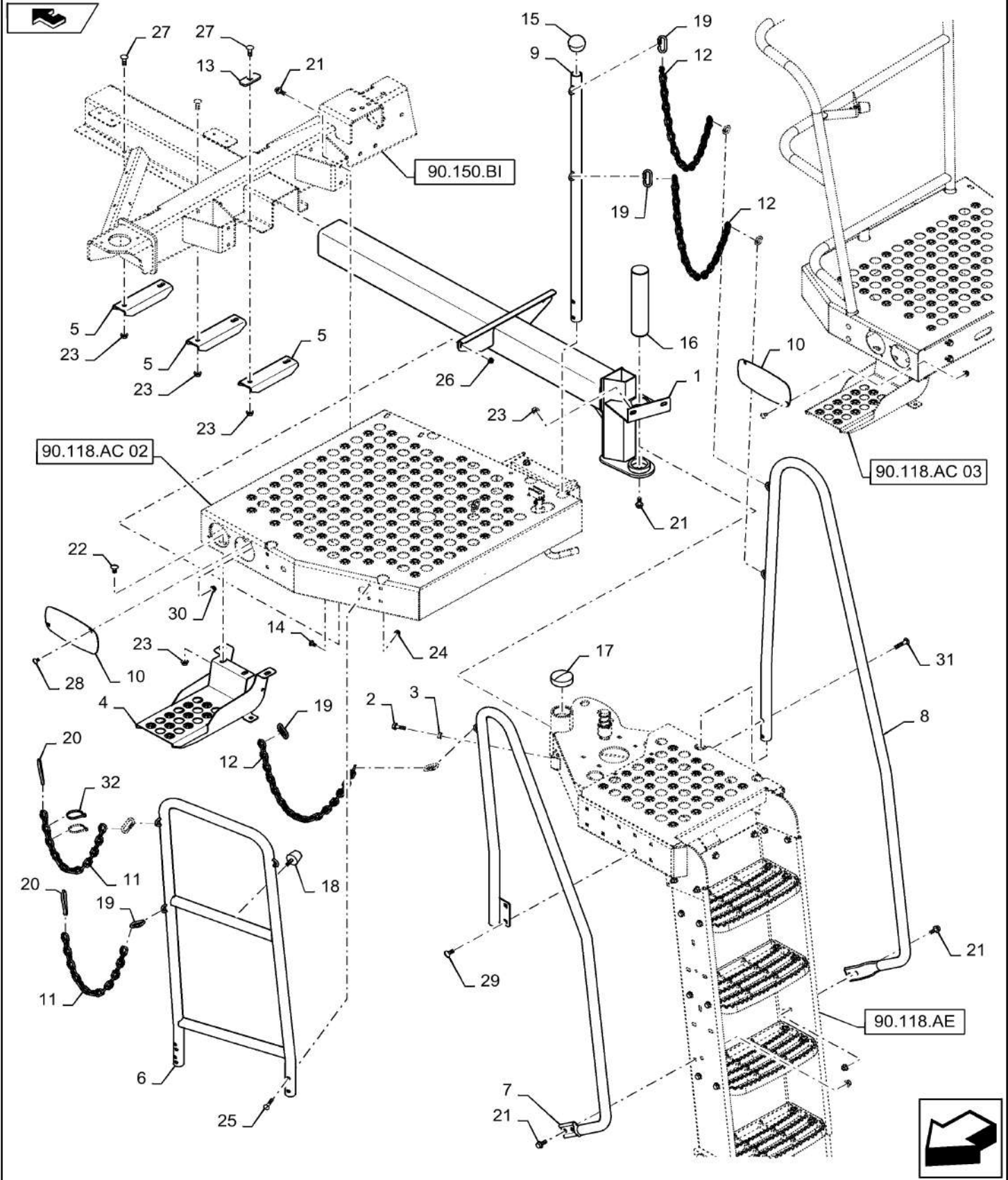
90.118.AC

01

p2

10/201
3

OPERATOR'S LADDER, PLATFORM, LH, ASSY



90.118.AC

01

p2

10/201
3

OPERATOR'S LADDER, PLATFORM, LH, ASSY

REF FN	PART NUMBER	YR/SN	QTY DESCRIPTION
31	87682396		4 BOLT Carriage, M10 X 50mm 10.9
32	86566989		2 CABLE TIE M4.75 x 190.5 L

7230 8230 9230

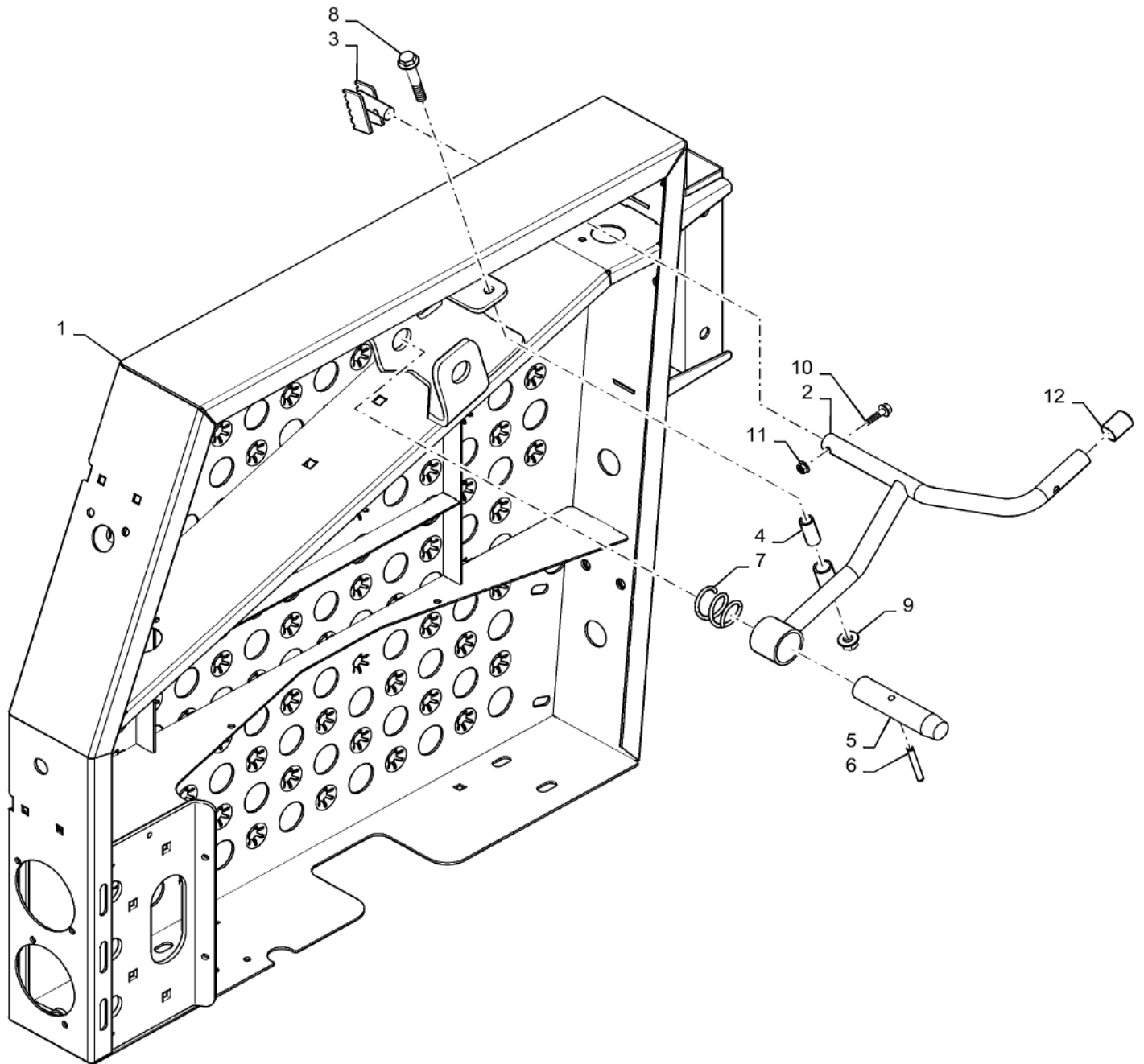
90.118.AC

02

p1

10/201
3

PLATFORM, FRONT, LH



90.118.AC

02

p1

10/201
3**PLATFORM, FRONT, LH**

REF FN	PART NUMBER	YR/SN	QTY DESCRIPTION
1	84547479		1 PLATFORM Operators Deck, LH
2	84547486		1 HANDLE Ladder Release
3	87548607		1 PEDAL Foot Lock Release
4	87108760		1 BUSHING Plated
5	87106596		1 PIN Vertical Locating
6	87020818		1 LOCK PIN 1/4" x 2", Slotted
7	87109472		1 SPRING Ladder Position Pin
8	87656139		1 BOLT Flange, M10 X 60mm 10.9
9	86050279		1 FLANGE NUT M10 x 1.5, Flg, CI 10
10	87670758		1 BOLT Flange, M6 X 25mm 10.9
11	86050300		1 FLANGE NUT M6 x 1, Flg, CI10
12	87109878		1 CAP Plastic
			7230 8230 9230

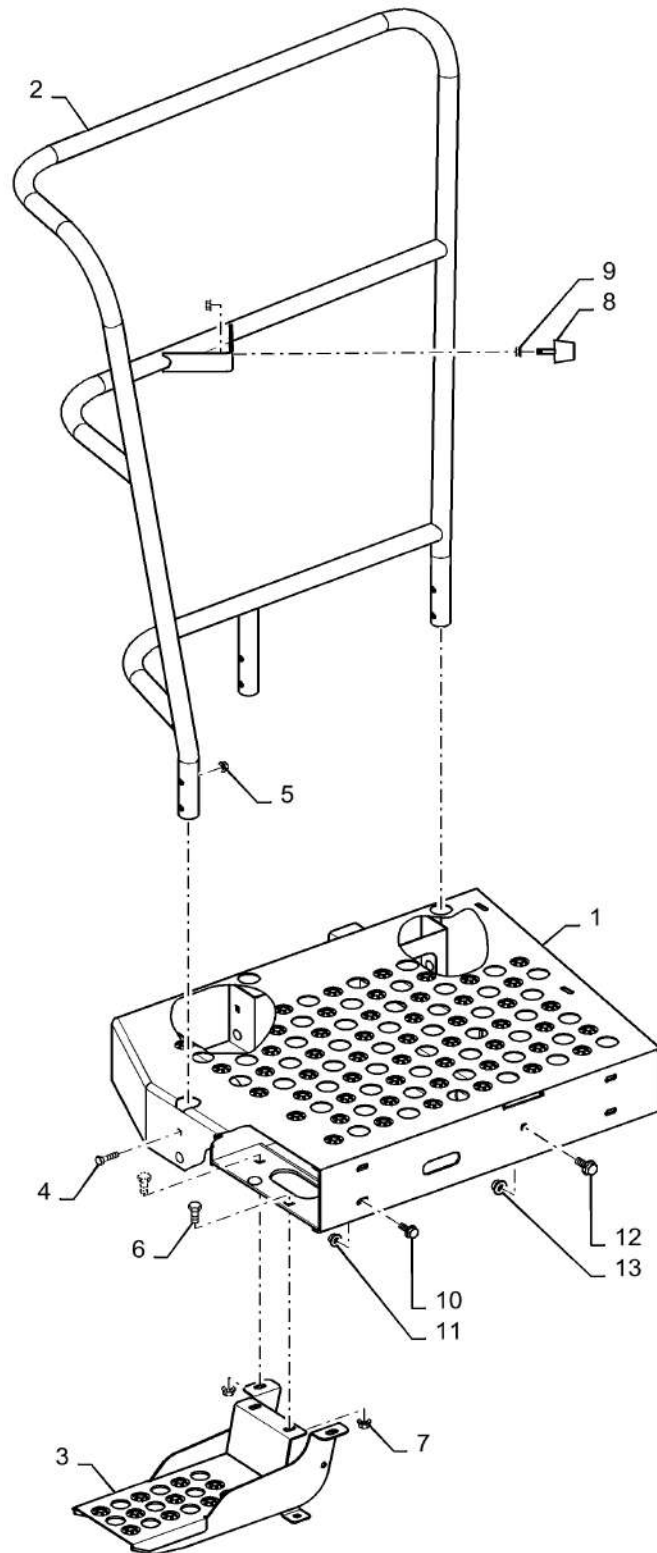
90.118.AC

03

p1

10/201
3

PLATFORM, FRONT, RH



90.118.AC

03

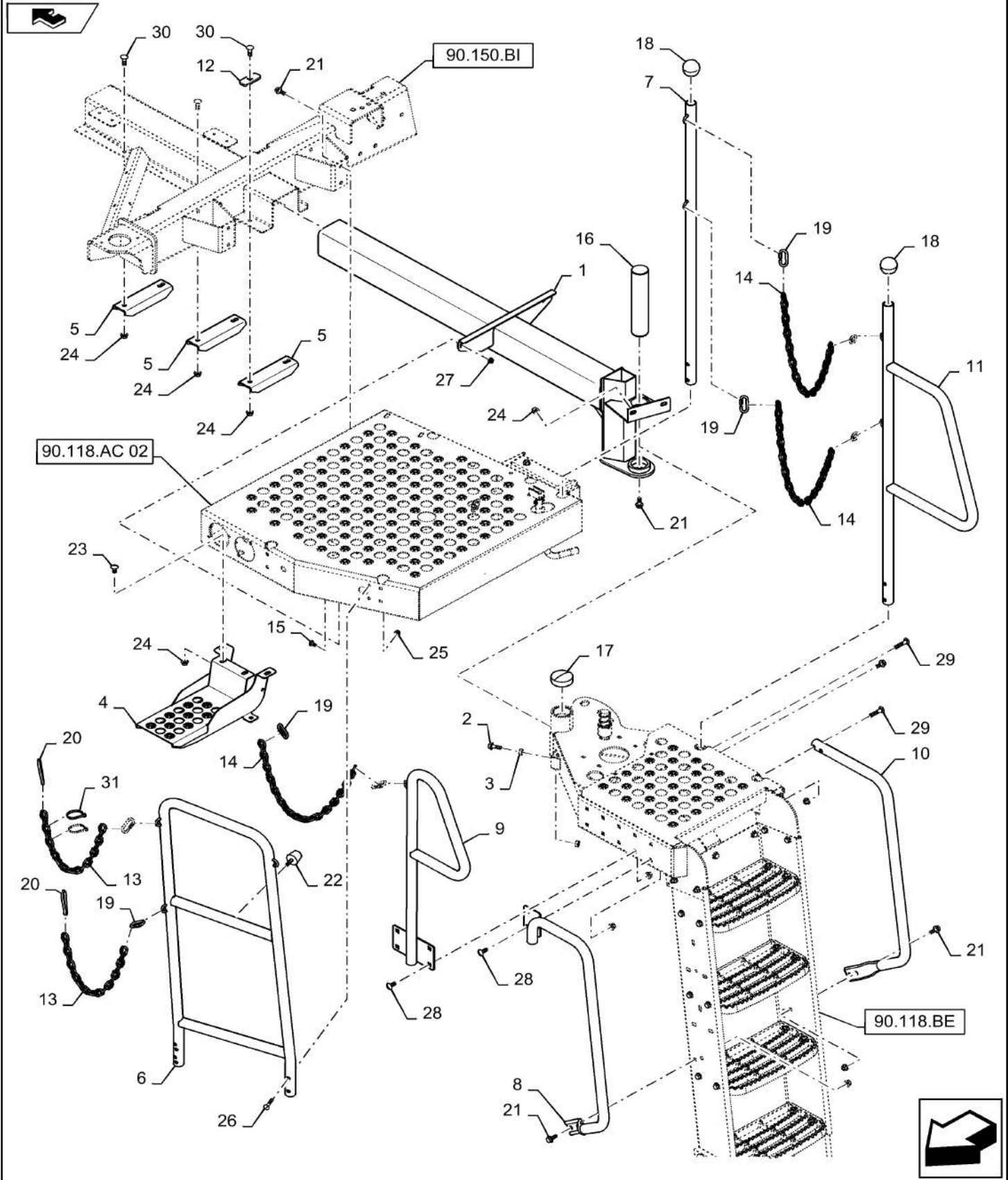
p1

10/201
3**PLATFORM, FRONT, RH**

REF FN	PART NUMBER	YR/SN	QTY DESCRIPTION
1	84547915		1 PLATFORM RH
2	84583733		1 HANDRAIL RH
3	84547510		1 STEP Access
4	87682389		6 BOLT Carriage, M8 X 1.25"
5	87681210		6 FLANGE NUT Hex, M8, CI 10
6	87682390		4 BOLT Carriage, M10 X 20mm 10.9
7	87547587		4 LOCK NUT Flange, M10 X 1.5
8	87109195		1 BUMPER Rubber
9	86521605		2 FLANGE NUT Flg, 5/16"-18, G5
10	87698836		4 BOLT Hvy Hex Flg, M10 x 25mm, CI 10.9, Full Thd Flange, M10 X 25 Full Thread 10.9
11	86050279		4 FLANGE NUT M10 x 1.5, Flg, CI 10
12	87030508		1 BOLT Hvy Hex, M12 x 30mm, CI 10.9
13	86512497		1 FLANGE NUT M12 x 1.75, Flg, CI 10

7230 8230 9230

OPERATOR'S LADDER, PLATFORM, LH, ASSY, EU ONLY



OPERATOR'S LADDER, PLATFORM, LH, ASSY, EU ONLY

REF FN	PART NUMBER	YR/SN	QTY DESCRIPTION
1	47397701		1 BEAM Deck Support
2	87698837		1 BOLT Flange, M10 X 30 Full Thread 10.9
3	100016		1 NUT M10, CI 8
4	84547510		1 STEP Access
5	84512981		3 BRACKET Platform Locking
6	84547511		1 HANDRAIL LH, Front
7	84417818		1 HANDRAIL Vertical Post
8	84547517		1 HANDRAIL LH Ladder
9	84547522		1 HANDRAIL LH Ladder
10	47402242		1 HANDRAIL RH Ladder
11	84587665		1 HANDRAIL RH Rear Post
12	84425636		2 PLATE Mounting Tab
13	87392184		2 CHAIN Safety
14	84587666		3 CHAIN Ladder Gate
15	87682383		2 BOLT Carriage, M8X 20mm 10.9
16	84275943		1 PIN Ladder Retention
17	324464A1		1 PLUG Pivot Pin Cap
18	87109879		2 KNOB Ball, Ladder Latch
19	87107072		8 LINK Chain
20	87385180		2 SPRING CLIP Chain
21	87698836		9 BOLT Hvy Hex Flg, M10 x 25mm, CI 10.9, Full Thd Flange, M10 X 25 Full Thread 10.9
22	87109195		1 BUMPER Rubber
23	87682390		6 BOLT Carriage, M10 X 20mm 10.9
24	87547587		24 LOCK NUT Flange, M10 X 1.5
25	86050279		6 FLANGE NUT M10 x 1.5, Flg, CI 10
26	87682388		4 BOLT Carriage, M8 X 45mm 10.9
27	87681210		6 FLANGE NUT Hex, M8, CI 10
28	87682391		4 CARRIAGE BOLT Sht Sq Nk, M10 x 25mm, CI 10.9
29	87682396		6 BOLT Carriage, M10 X 50mm 10.9
30	87682392		6 BOLT Carriage, M10 X 30mm 10.9
			7230 8230 9230

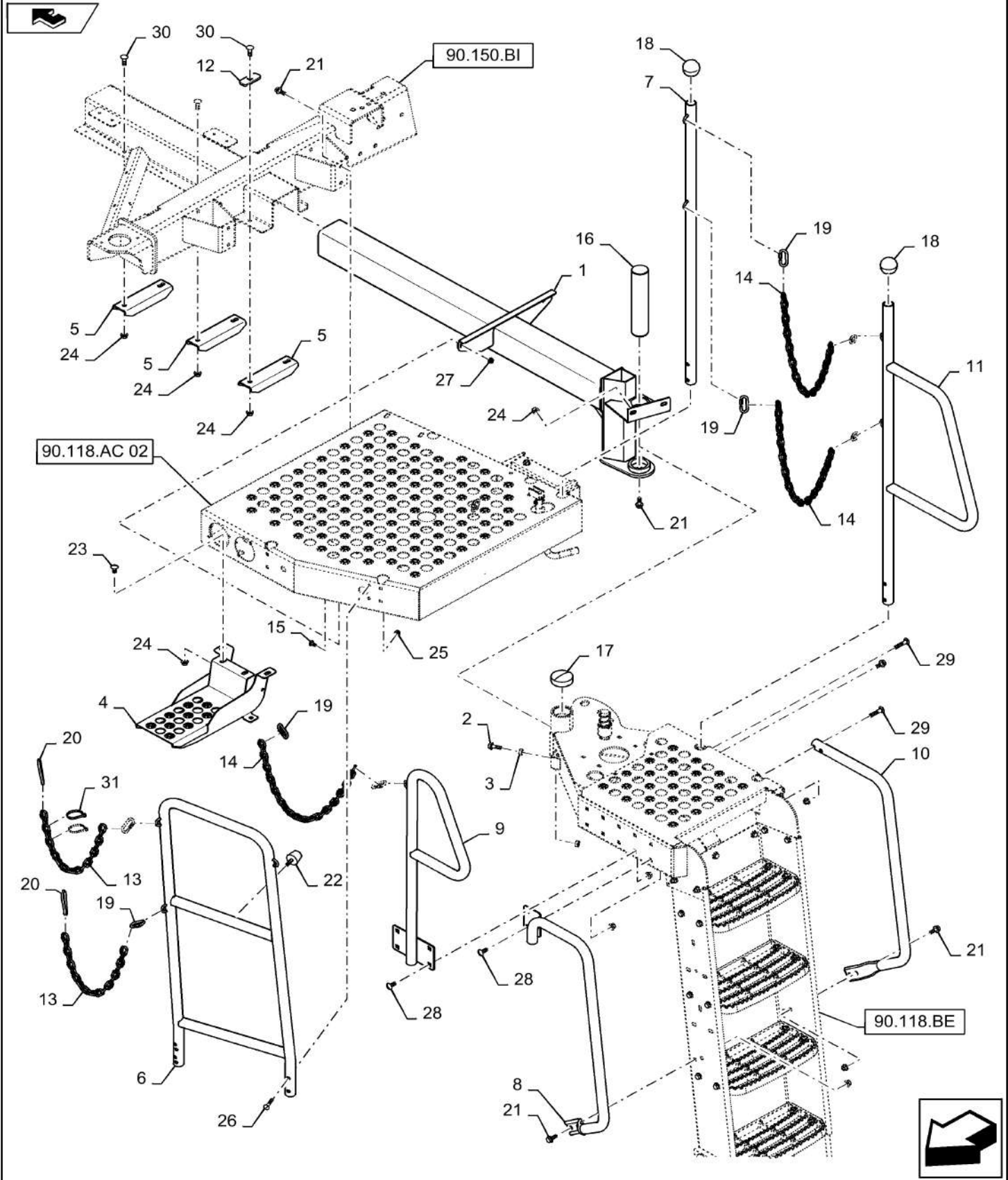
90.118.AC

04

p2

10/201
3

OPERATOR'S LADDER, PLATFORM, LH, ASSY, EU ONLY



90.118.AC

04

p2

10/201
3

OPERATOR'S LADDER, PLATFORM, LH, ASSY, EU ONLY

REF FN PART NUMBER

YR/SN

QTY DESCRIPTION

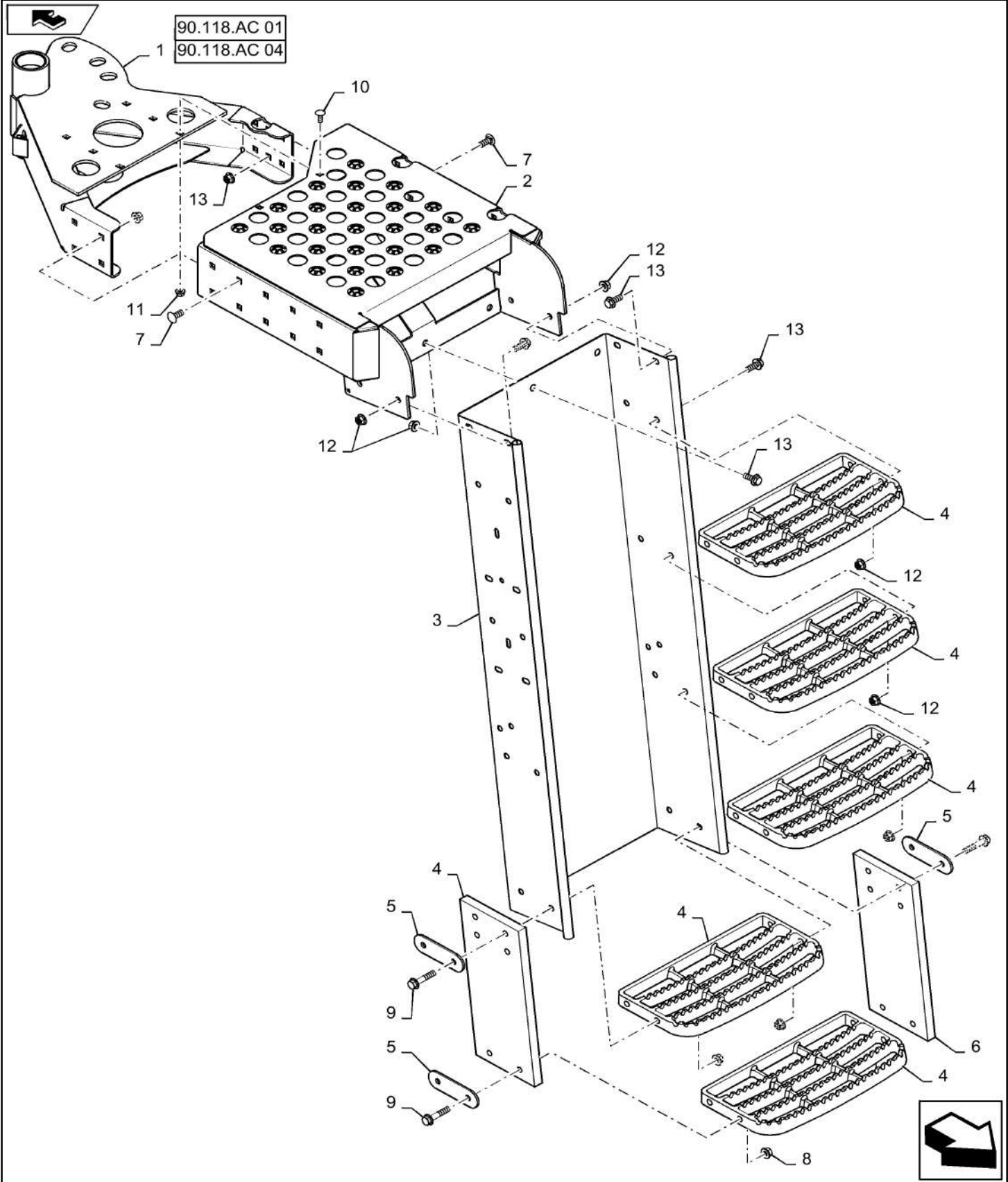
31

86566989

2 CABLE TIE M4.75 x 190.5 L

7230 8230 9230

OPERATOR'S LADDER, LH, ASSY



OPERATOR'S LADDER, LH, ASSY

REF FN	PART NUMBER	YR/SN	QTY DESCRIPTION
1	47394780		1 PIVOT Operators Ladder, LH
2	47402244		1 PLATFORM LH Ladder
3	84547503		1 CHANNEL Ladder Steps
4	87301185		5 STEP Cast Aluminum
5	87281588		4 PLATE Support Bracket
6	47367655		2 HANGER Rubber, Bottom Step
7	87682391		8 CARRIAGE BOLT Sht Sq Nk, M10 x 25mm, CI 10.9
8	87547587		8 LOCK NUT Flange, M10 X 1.5
9	87698840		8 BOLT Flange, M10 X 50mm 10.9
10	87682383		2 BOLT Carriage, M8X 20mm 10.9
11	87681210		2 FLANGE NUT Hex, M8, CI 10
12	86705429		19 BOLT Flange, M10 X 25 Full Thread 10.9
13	86050279		27 FLANGE NUT M10 x 1.5, Flg, CI 10
			7230 8230 9230

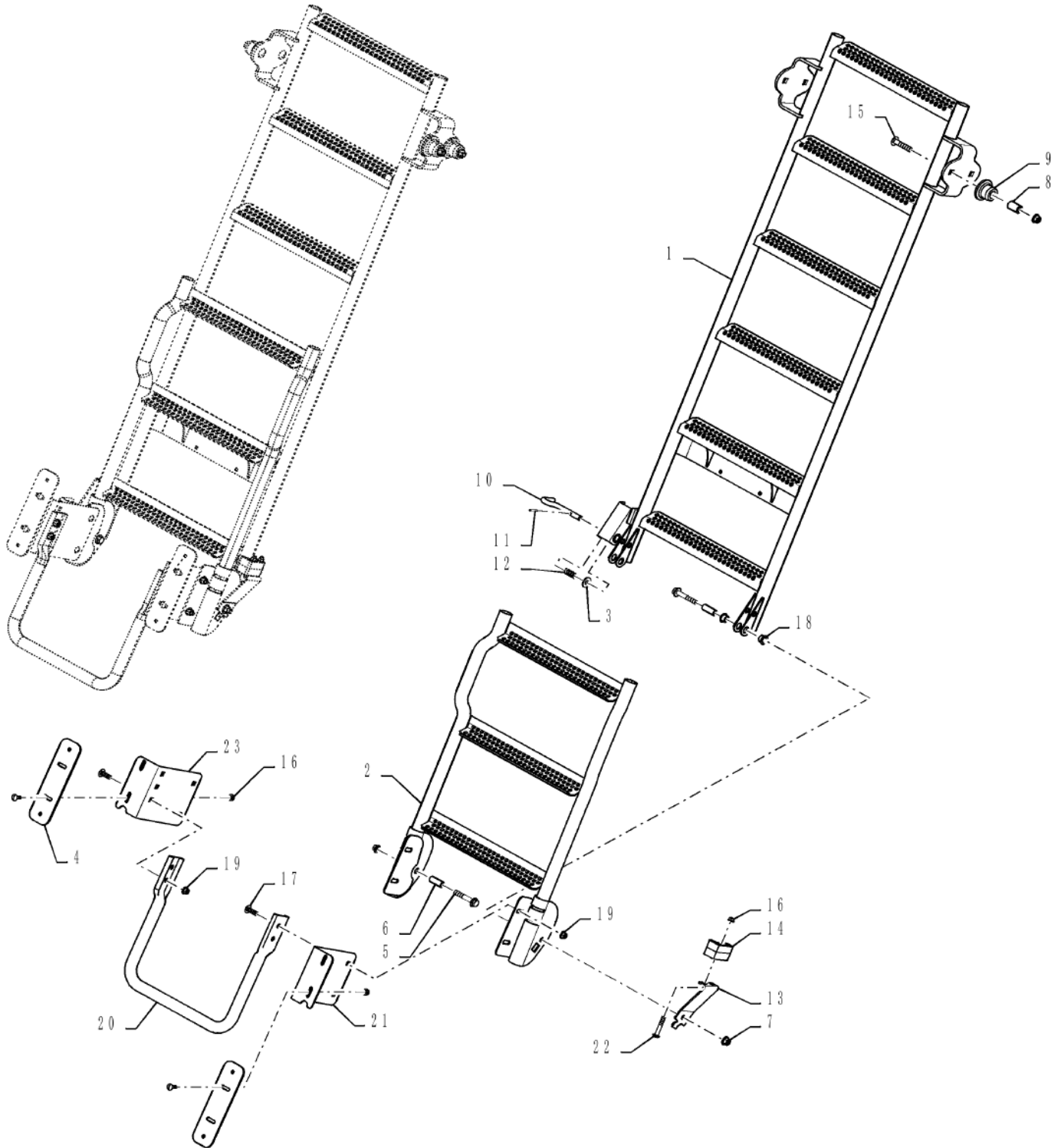
90.118.BL

01

p1

10/201
3

LADDER, PLATFORM, REAR



90.118.BL

01

p1

10/201
3**LADDER, PLATFORM, REAR**

REF FN	PART NUMBER	YR/SN	QTY DESCRIPTION
1	84473246		1 LADDER Upper
2	84473252		1 LADDER Lower
3	87528989		1 WASHER M12 X 30mm X 2.5mm
4	87672123		2 PLATE Support
5	87698845		2 BOLT Hvy Hex Flg, M12 x 70mm, CI 10.9
6	84473258		2 BUSHING 43mm
7	86512497		6 FLANGE NUT M12 x 1.75, Flg, CI 10
8	436353		4 BUSHING 39mm
9	424230		4 BUSHING 40mm Hat
10	84335923		1 PIN Ladder Latch
11	300865		1 LOCK PIN M3 x 20, Slotted
12	596127		1 SPRING Compression
13	84473265		1 BRACKET Support
14	84607119		1 LATCH Locking
15	87495309		4 BOLT Carriage, M12 X 60mm 10.9
16	87681210		6 FLANGE NUT Hex, M8, CI 10
17	87682384		12 BOLT Carriage, M8 X 25mm 10.9
18	86558960		4 BUSHING 19mm Hat
19	87547587		8 LOCK NUT Flange M10
20	87746671		1 HANDLE Lift
21	87498875		1 BRACKET Support
22	84319915		2 CARRIAGE BOLT M8 X 60mm 10.9
23	87498873		1 BRACKET Support
			7230 8230 9230

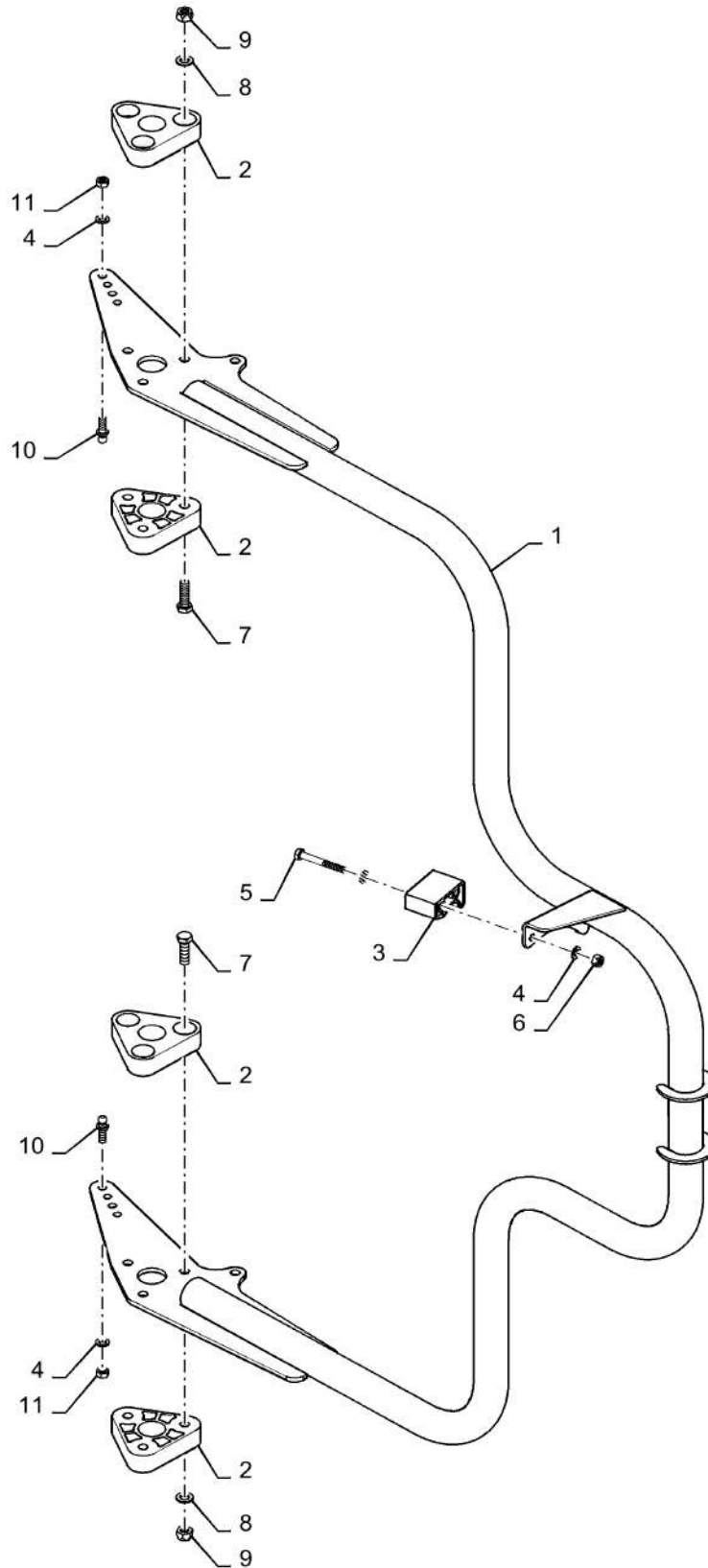
90.118.BL

02

p1

10/201
3

ARM, LADDER, REAR



90.118.BL

02

p1

10/201
3**ARM, LADDER, REAR**

REF FN	PART NUMBER	YR/SN	QTY DESCRIPTION
1	87653242		1 ARM ASSY. Ladder Lift
2	87105202		4 BUSHING Triangle
3	84607119		1 LATCH Rubber
4	86624184		6 WASHER Flat, 9.00mm ID x 16.00mm OD x 1.60mm, CST, ZND
5	120061		2 BOLT Hex, M8 x 60, 8.8
6	86629542		2 NUT M8 x 1.25, CI 8
7	9706704		6 BOLT Hex, M10 x 1.5 x 35mm, CI 8.8, Full Thd
8	140017		6 WASHER M10 x 20 x 2
9	86512554		6 NUT M10 x 1.5, CI 10
10	86628347		2 STUD Long
11	9706690		2 NUT Hex, M8, 1.25mm Pitch, 6.80mm High, CI 8, ZND
			7230 8230 9230

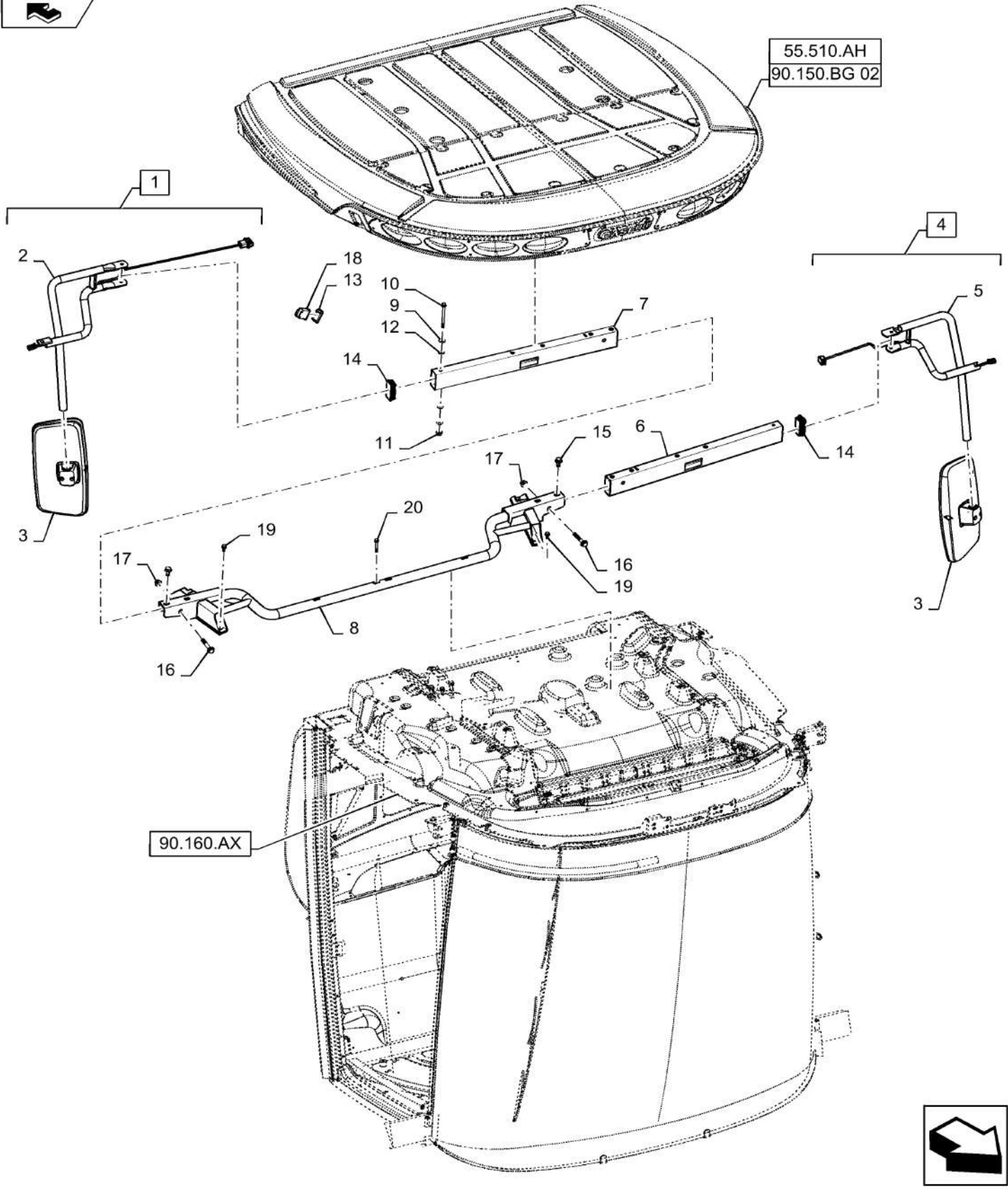
90.118.BM

01

p1

10/201
3

MIRROR, MANUAL



MIRROR, MANUAL

REF FN	PART NUMBER	YR/SN	QTY DESCRIPTION
1	47406336		1 ARM RH, Incl 2,3
2	84548160		1 TUBE RH, Mirror, Included In 47406336 (1)
3	84405787		2 MIRROR Included In Both 47406336(1) And 47406338 (4)
4	47406338		1 ARM LH, Incl 3,5
5	84548161		1 TUBE RH, Mirror, Included In 47406338 (5)
6	47382640		1 SUPPORT LH Mirror
7	47382683		1 SUPPORT RH Mirror
8	47392095		1 SUPPORT Center Roof Support
9	322358		4 BELLEVILLE WASHER M8
10	84193283		2 BOLT Flange, M8 X 110mm 10.9
11	87681210		2 FLANGE NUT Hex, M8, CI 10
12	84409223		4 WASHER 9mm ID, 23mm OD
13	86533310		1 PLUG Blank
14	84475216		2 PLASTIC PLUG Rubber, End Cap
15	87343550		4 BOLT Flange, M12 X 25 Full Thread 10.9
16	87698845		2 BOLT Hvy Hex Flg, M12 x 70mm, CI 10.9 Flange, M12 X 70 10.9
17	86512497		2 FLANGE NUT M12 x 1.75, Flg, CI 10
18	84320263		1 BLANK-OFF PLUG Switch Cover
19	87656137		4 BOLT Hvy Hex, M8 x 20mm, CI 10.9
20	87670761		4 BOLT Flange, M8 X 20 Full Thread 10.9
			5130 6130 7130 7230 8230 9230

90.118.BM

02

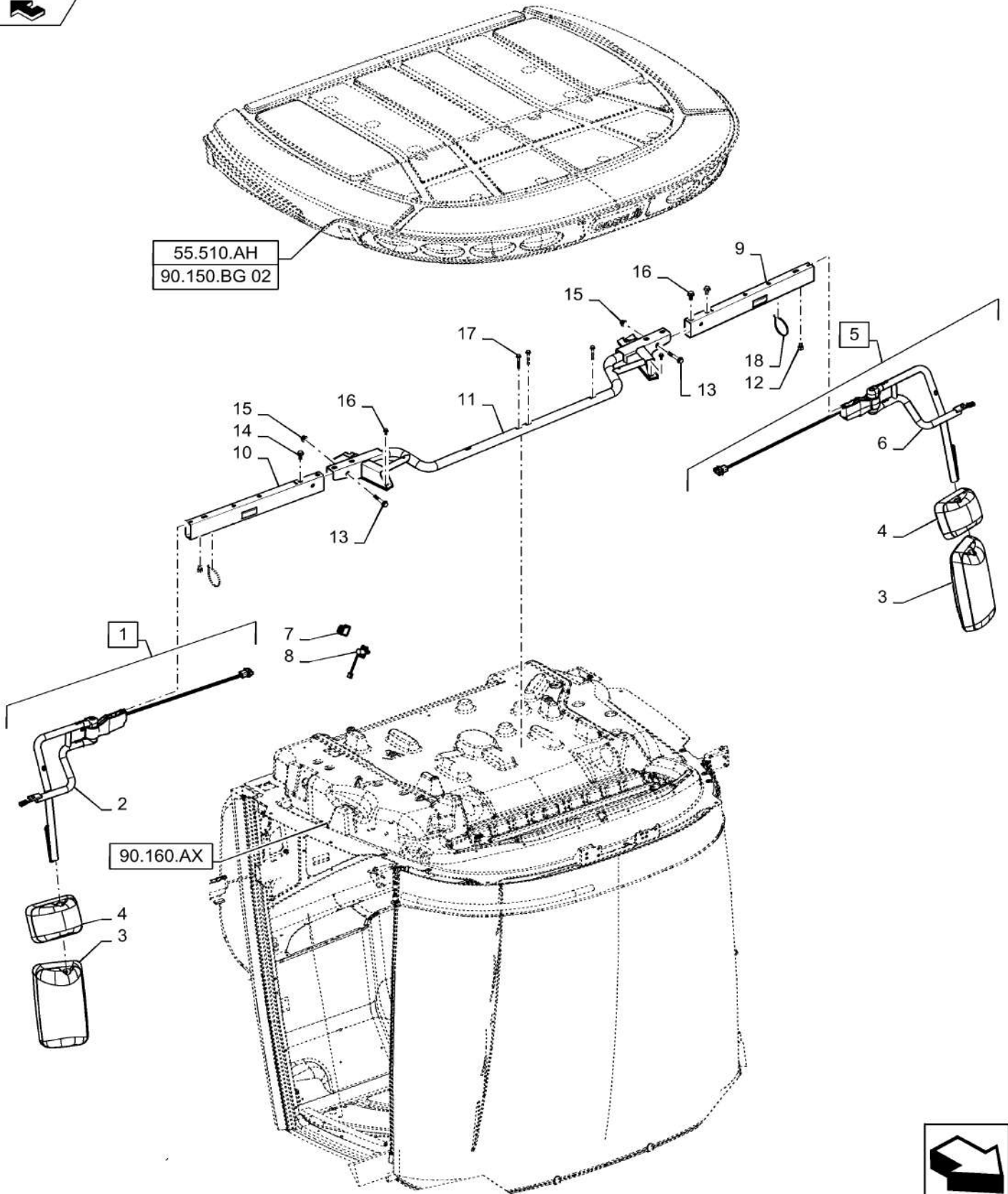
p1

10/201
3

ELECTRIC MIRROR



55.510.AH
90.150.BG 02



ELECTRIC MIRROR

REF FN	PART NUMBER	YR/SN	QTY DESCRIPTION
1	47406334		1 ARM RH, Complete, Incl 2 - 4
2	84548136		1 TUBE RH, Included With 47406334 (1)
3	84379447		2 REAR VIEW MIRROR Main, Included With 47406334 (1) And 47406335 (5)
4	84379458		2 REAR VIEW MIRROR Wide, Included With 47406334 (1) And 47406335 (5)
5	47406335		1 ARM LH, Complete, Incl 3,4,6
6	84548138		1 TUBE LH, Included With 47406335 (5)
7	84380251		1 SWITCH Rocker, Mirror Heat
8	84380253		1 SWITCH Rotary, Mirror Adjustment
9	47404694		1 SUPPORT Mirror, LH
10	47404696		1 SUPPORT Mirror, RH
11	47392095		1 SUPPORT Mirror Bar/Roof Support
12	{84552992}		2 M12 X 20 Hex 10.9
13	87698845		2 BOLT Hvy Hex Flg, M12 x 70mm, CI 10.9 M12 X 70mm 10.9
14	87343550		4 BOLT M12 x 25mm Full Thread, 10.9
15	86512497		2 FLANGE NUT M12 x 1.75, Flg, CI 10
16	87656137		4 BOLT Hvy Hex, M8 x 20mm, CI 10.9
17	87670761		4 BOLT M8 X 60 10.9
18	86566990		2 CABLE TIE M4.8 x 292 L
			5130 6130 7130 7230 8230 9230

PLATFORM, REAR, LADDER

ART

NOT

AVAILABLE

PLATFORM, REAR, LADDER

REF FN	PART NUMBER	YR/SN	QTY DESCRIPTION
1	84551504		1 PLATFORM Rear Operators
2	84346924		1 HANDRAIL LH Rear
3	47500333		1 HANDRAIL RH Rear
4	84382023		1 STEP Bracket
5	87602893		2 BUMPER Rubber
6	84566575		1 BRACKET Toe Kick, Cooler Box
7	87698763		6 BOLT Flange, M8 X 50mm 10.9
8	87681210		10 FLANGE NUT Hex, M8, CI 10
9	87698836		19 BOLT Hvy Hex Flg, M10 x 25mm, CI 10.9, Full Thd
10	86050279		12 FLANGE NUT M10 x 1.5, Flg, CI 10
11	87675531		2 BOLT Flange, M6 X 20mm Full Thread, 10.9
12	86050300		2 FLANGE NUT M6 x 1, Flg, CI10
13	87630671		2 BLOCK ASSY. Pivot
14	87670762		4 BOLT Flange M8 X 90mm 10.9
15	87470613		AR WASHER
16	87698835		1 BOLT Flange, M10 X 20mm Full Thread, 10.9
17	87547587		1 LOCK NUT M10
18	87000413		4 BUSHING Plated
19	87343550		8 BOLT Flange, M12 X 25mm Full Thread, 10.9
20	87681209		8 FLANGE NUT Prev Torque, Hex Flg, M12, 13.80mm High, CI 10
21	87497917		2 CARRIAGE BOLT M12 X 100mm 10.9
22	86512497		2 FLANGE NUT M12 x 1.75, Flg, CI 10
23	47360439		2 GAS STRUT Double Lip Seal
24	87629040		2 WASHER 1.344" X 2" X .119"
1	47431093		1 SUNSHADE test item

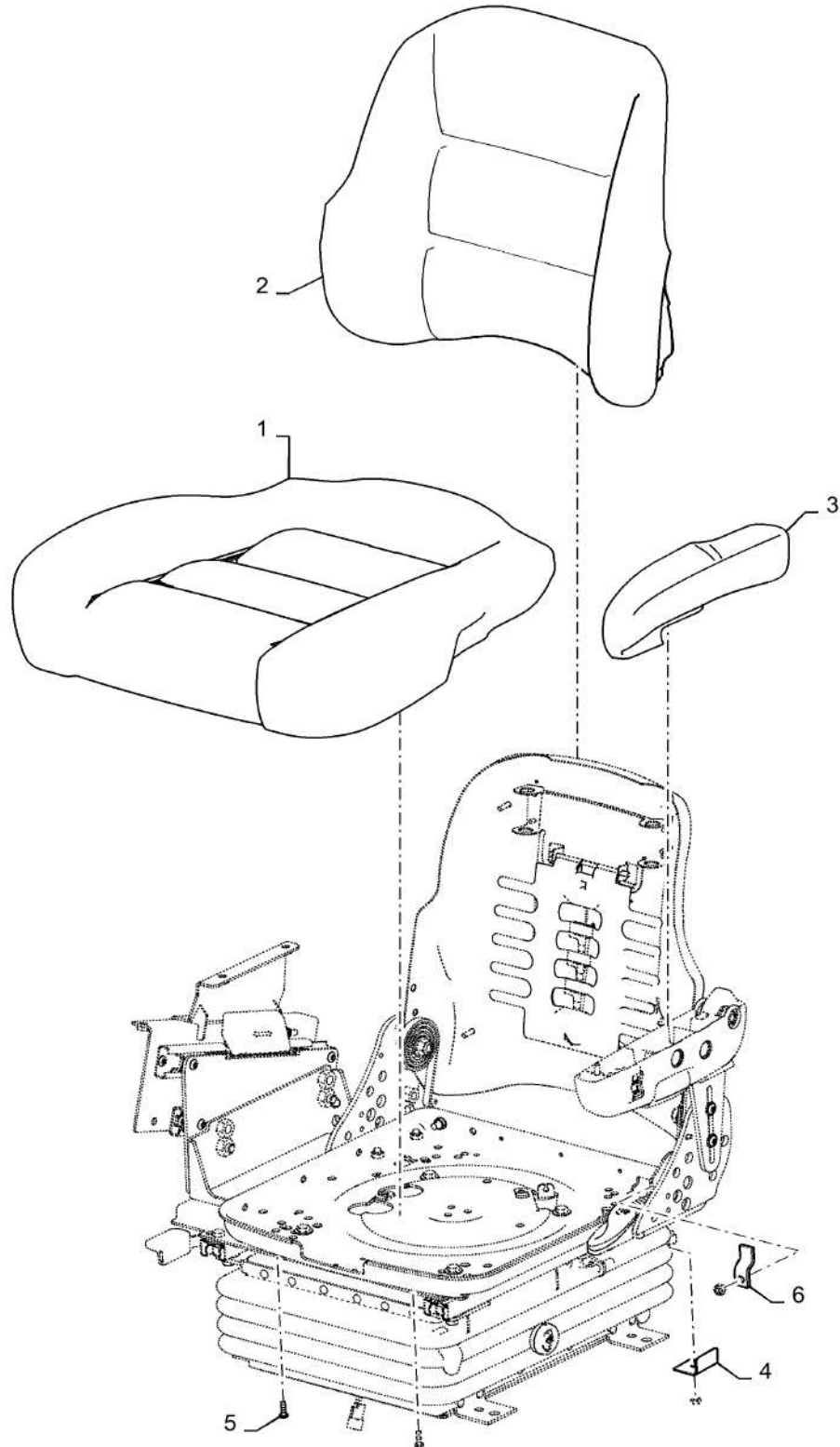
7230 8230 9230

90.120.AE

p1

10/201
3

SEAT, OPERATOR, CUSHION - CUT & SEWN/FABRIFORM

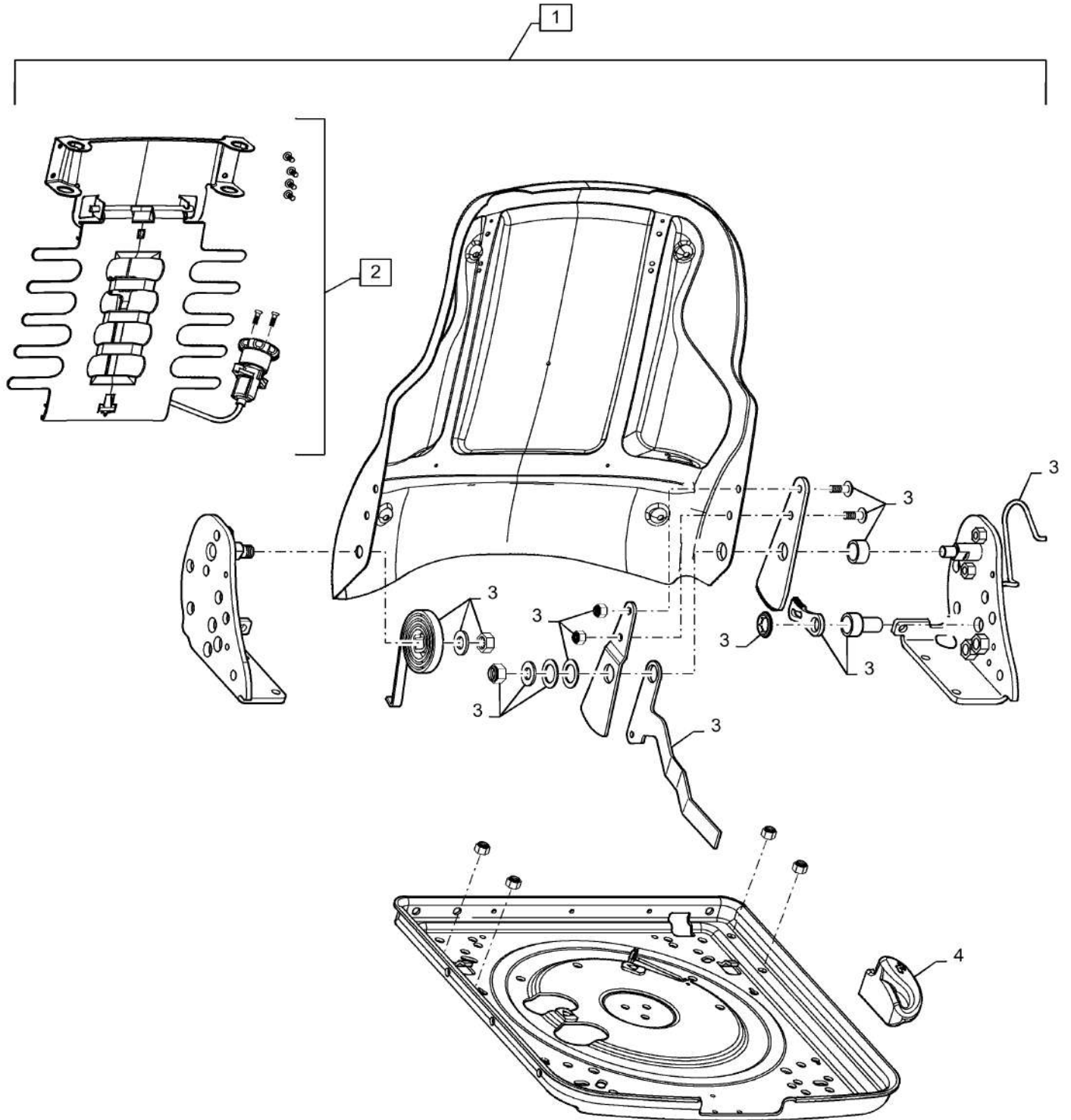


SEAT, OPERATOR, CUSHION - CUT & SEWN/FABRIFORM

REF FN	PART NUMBER	YR/SN	QTY DESCRIPTION
1	47368353		1 SEAT CUSHION Cut & Sewn Cushion, Bottom
1	{47368338}		1 FabriForm Cushion, Bottom
2	{47368359}		1 Cut & Sewn Cushion, Back
2	47368350		1 SEAT CUSHION FabriForm Cushion, Back
3	{47368638}		1 LH Armrest
4	47368655		1 SERVICE KIT
5	47357001		1 SET OF SCREWS
6	84602733		1 KIT

5130 6130 7130 7230
8230 9230

SEAT, OPERATOR LUMBER ADJUSTING, CUT & SEWN/FABRIFORM



SEAT, OPERATOR LUMBER ADJUSTING, CUT & SEWN/FABRIFORM

REF FN	PART NUMBER	YR/SN	QTY	DESCRIPTION
1	84602606		1	KIT Seat Top
2	47357018		1	KIT Lumbar
3	47357023		1	KIT Recliner
4	47357025		1	KNOB Recliner

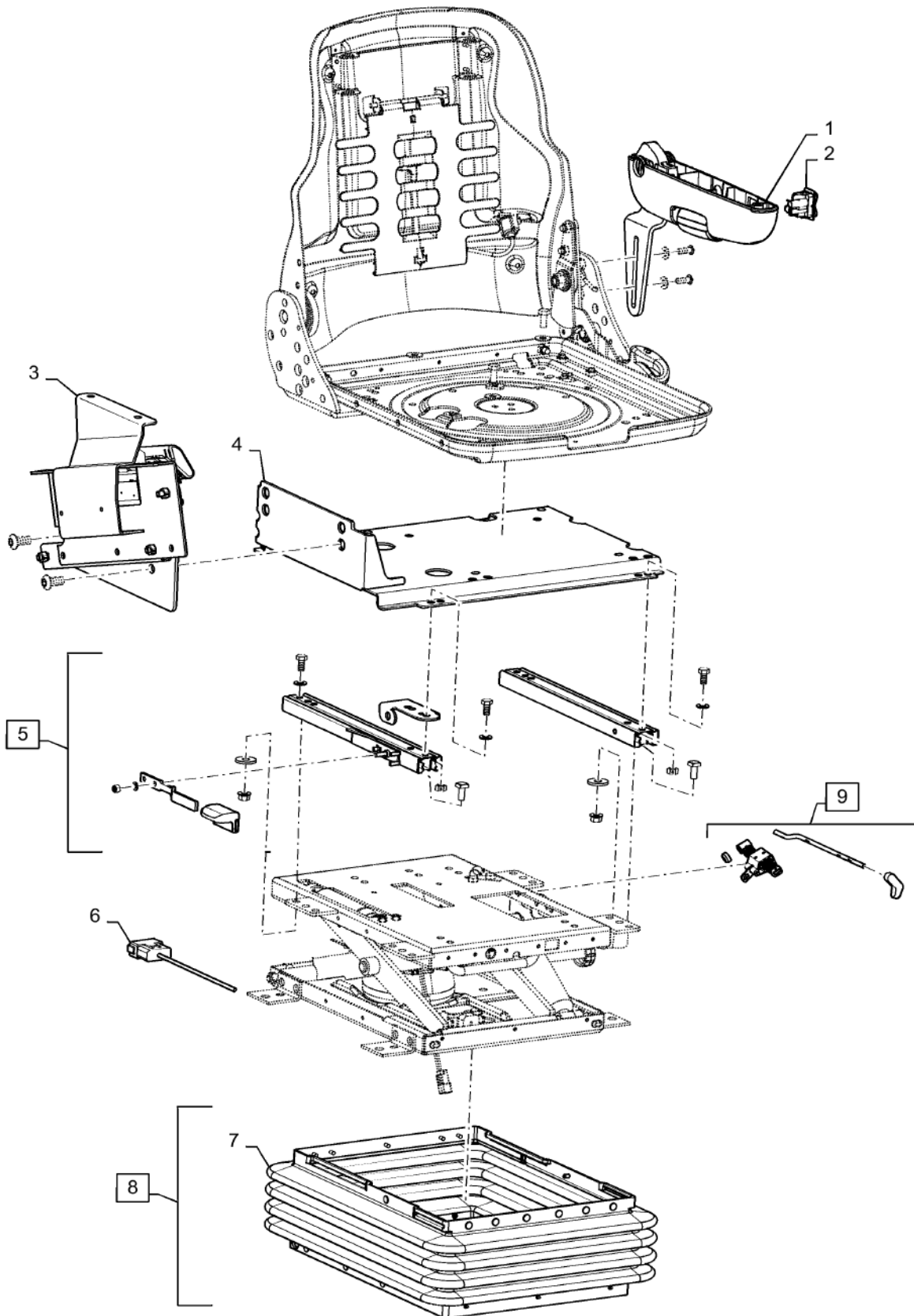
5130 6130 7130 7230
8230 9230

90.120.BA

p1

10/201
3

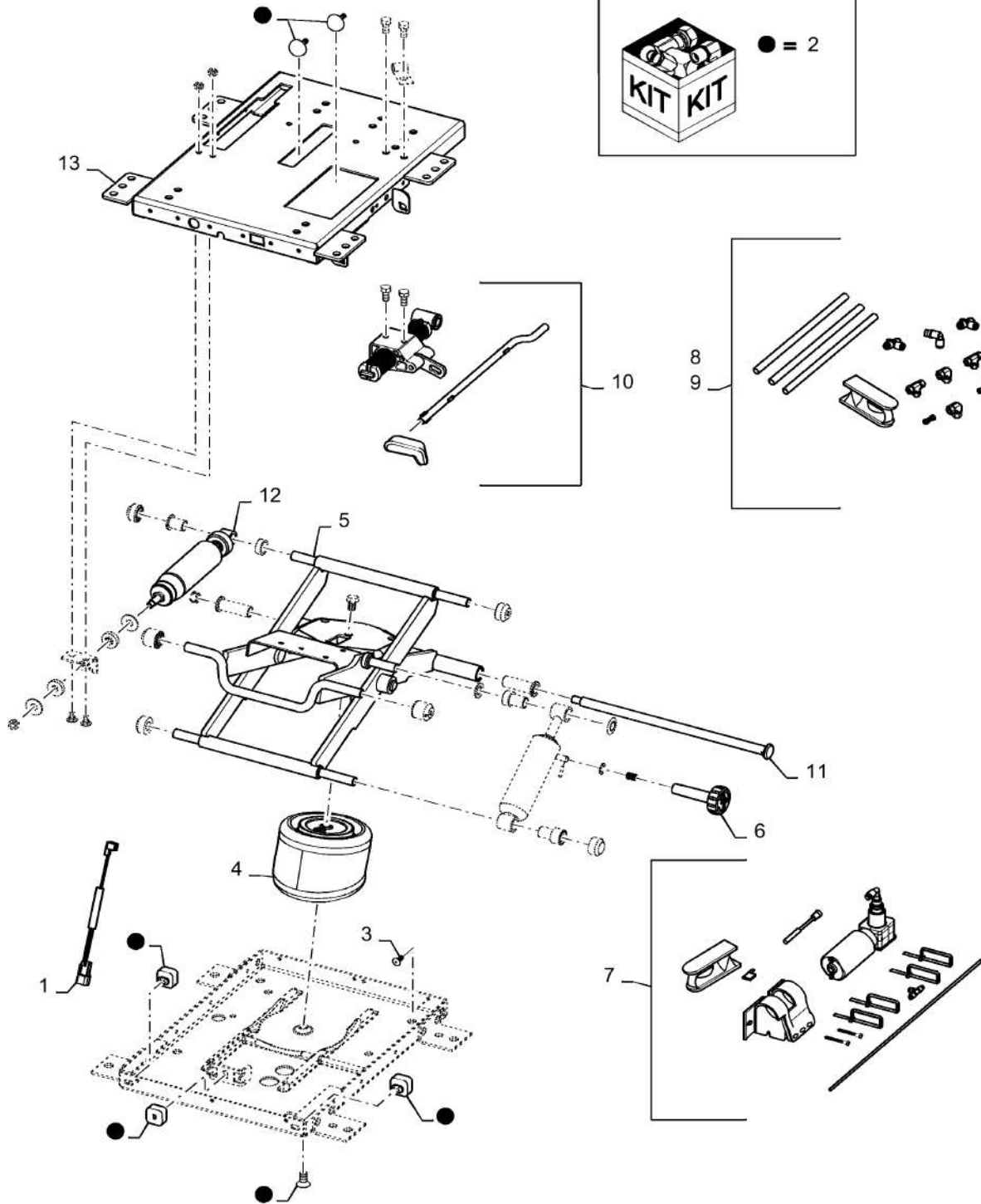
SEAT, BACK & SLIDING GUIDES, CUT & SEWN/FABRIFORM



SEAT, BACK & SLIDING GUIDES, CUT & SEWN/FABRIFORM

REF FN	PART NUMBER	YR/SN	QTY	DESCRIPTION
1	47368643		1	SERVICE KIT Lower Housing & Bracket Assy, LH Armrest
2	87347940		1	SERVICE KIT
3	{47368659}		1	Console
4	{47368661}		1	Console Mount
5	{47368662}		1	Slides
6	87347964		1	SERVICE KIT Seat Suspension Harness
7	84120495		1	KIT Boot
8	87347976		1	SERVICE KIT Clip Seat Boot
9	84189454		1	SEAT ACCESSORY Knob, Seat Control
				5130 6130 7130 7230 8230 9230

SEAT, SUSPENSION UNIT, CUT & SEWN/FABRIFORM



SEAT, SUSPENSION UNIT, CUT & SEWN/FABRIFORM

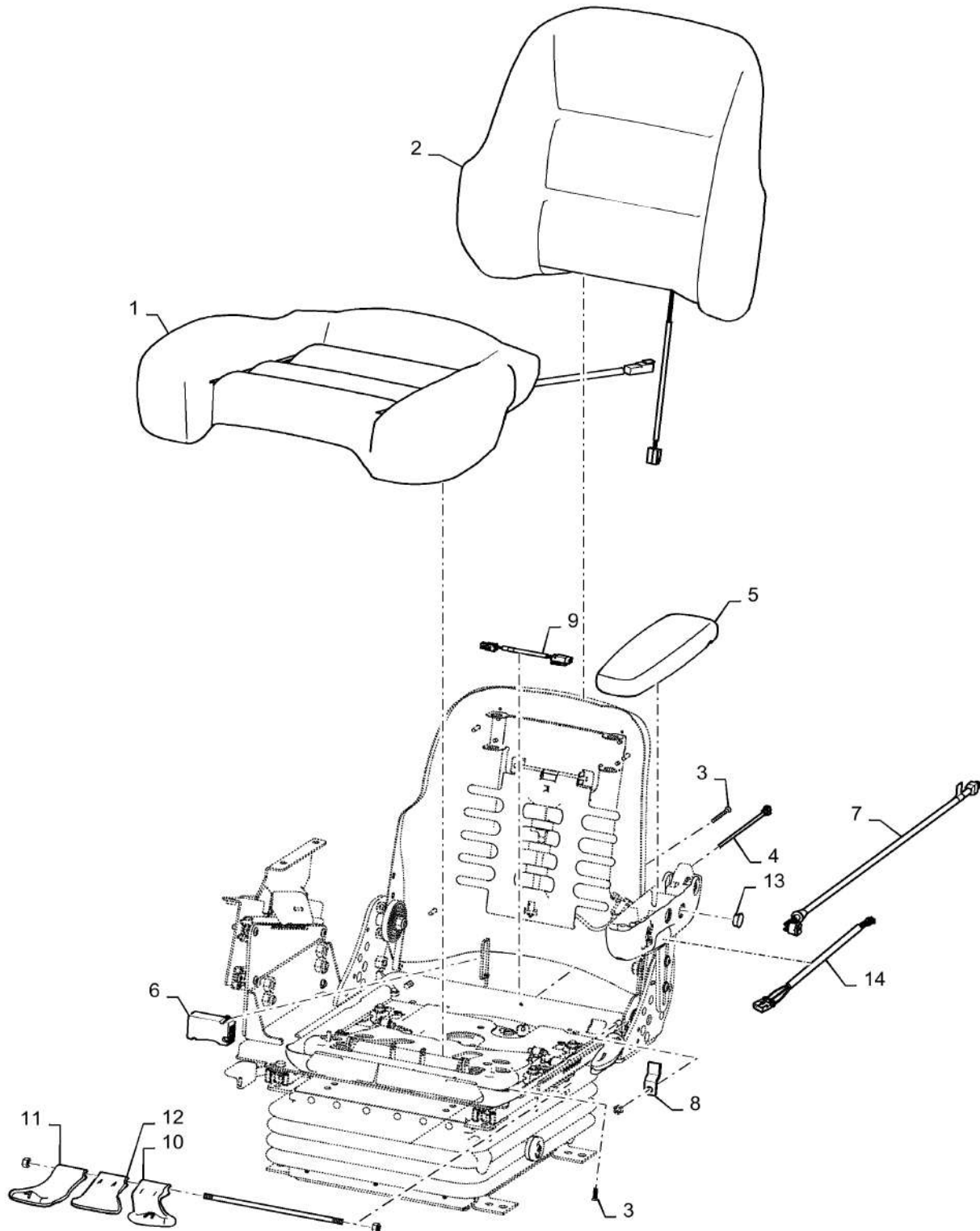
REF FN	PART NUMBER	YR/SN	QTY	DESCRIPTION
1	84173154		1	SWITCH ASSY
2	84603019		1	KIT
3	{47368682}		1	Lower Housing
4	{47368706}		1	Air Spring
5	1990643C1		1	FRAME ASSY
6	47368724		1	SERVICE KIT Shock Knob
7	84427758		1	AIR COMPRESSOR KIT
8	{47368664}		1	Air Line Tubing
9	{47368666}		1	Air Line Fittings
10	84244765		1	SERVICE KIT
11	143786A1		1	SHAFT
12	227546A1		1	KIT
13	{47368675}		1	Upper Housing
				5130 6130 7130 7230 8230 9230

90.124.AH

p1

10/201
3

SEAT, CUSHION, LUXURY/LUXURY W/ SEMI-ACTIVE SUSPENSION

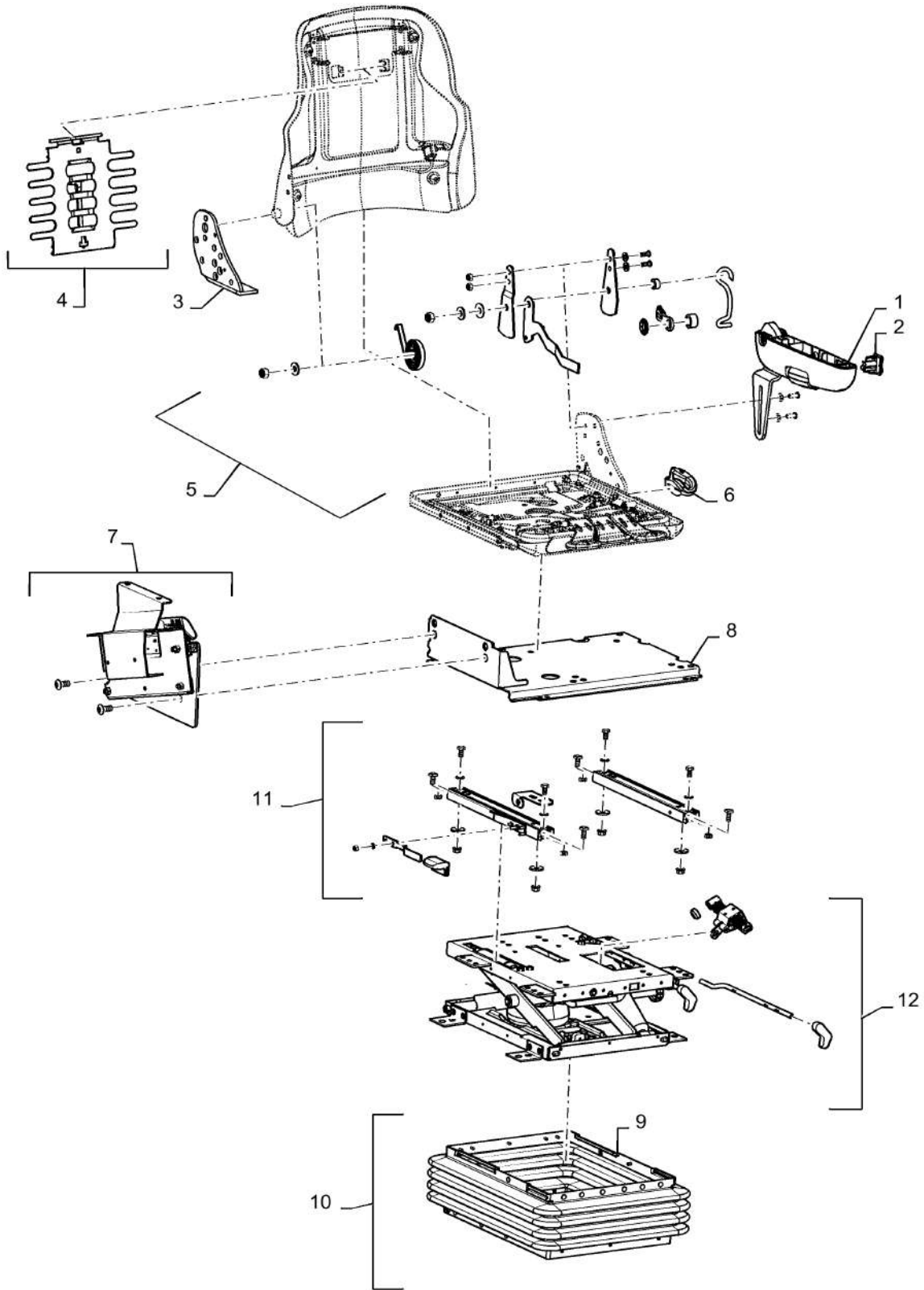


SEAT, CUSHION, LUXURY/LUXURY W/ SEMI-ACTIVE SUSPENSION

REF FN	PART NUMBER	YR/SN	QTY DESCRIPTION
1	{47368362}		1 Bottom, Red Leather
2	{47368376}		1 Back, Red Leather
3	47357001		1 SET OF SCREWS Kit, Operator Seat, Cushion Attachment
4	84173154		1 SWITCH ASSY Operators
5	47368639		1 SERVICE KIT Armrest Pad, LH
6	84392269		1 CONTROLLER Seat Heater
7	84392266		1 HARNESS Seat Heater and Switch
8	84602733		1 KIT Service, Recliner 5500, Full Stop
9	47368651		1 SERVICE KIT Heater Jumper
10	{47368606}		1 Without Semi-Active Suspension
10	{47368636}		1 With Semi-Active Suspension
11	{47368613}		1 Extension Knob
12	{47368628}		1 No Swivel Knob
13	47368657		1 SERVICE KIT With Semi-Active Suspension
14	87626130		1 HARNESS With Semi-Active Suspension

5130 6130 7130 7230
8230 9230

SEAT, BACK, LUMBAR, AND SLIDES



SEAT, BACK, LUMBAR, AND SLIDES

REF FN	PART NUMBER	YR/SN	QTY DESCRIPTION
1	47368643		1 SERVICE KIT Lower Housing and Bracket Assy, LH Armrest
2	87347940		1 SERVICE KIT Valve, Seat Combo
3	{47368382}		1 Seat Top
4	47357018		1 KIT Seat, Operator, Lumbar
5	47357023		1 KIT Seat, Operator, Recliner
6	47357025		1 KNOB Seat, Operator, Recliner
7	{47368659}		1 Service, Console
8	{47368661}		1 Console Mount
9	84120495		1 KIT Boot
10	87347976		1 SERVICE KIT Clip, Seat Boot
11	{47368662}		1 Service Slides
12	84244765		1 SERVICE KIT Isolator Latch

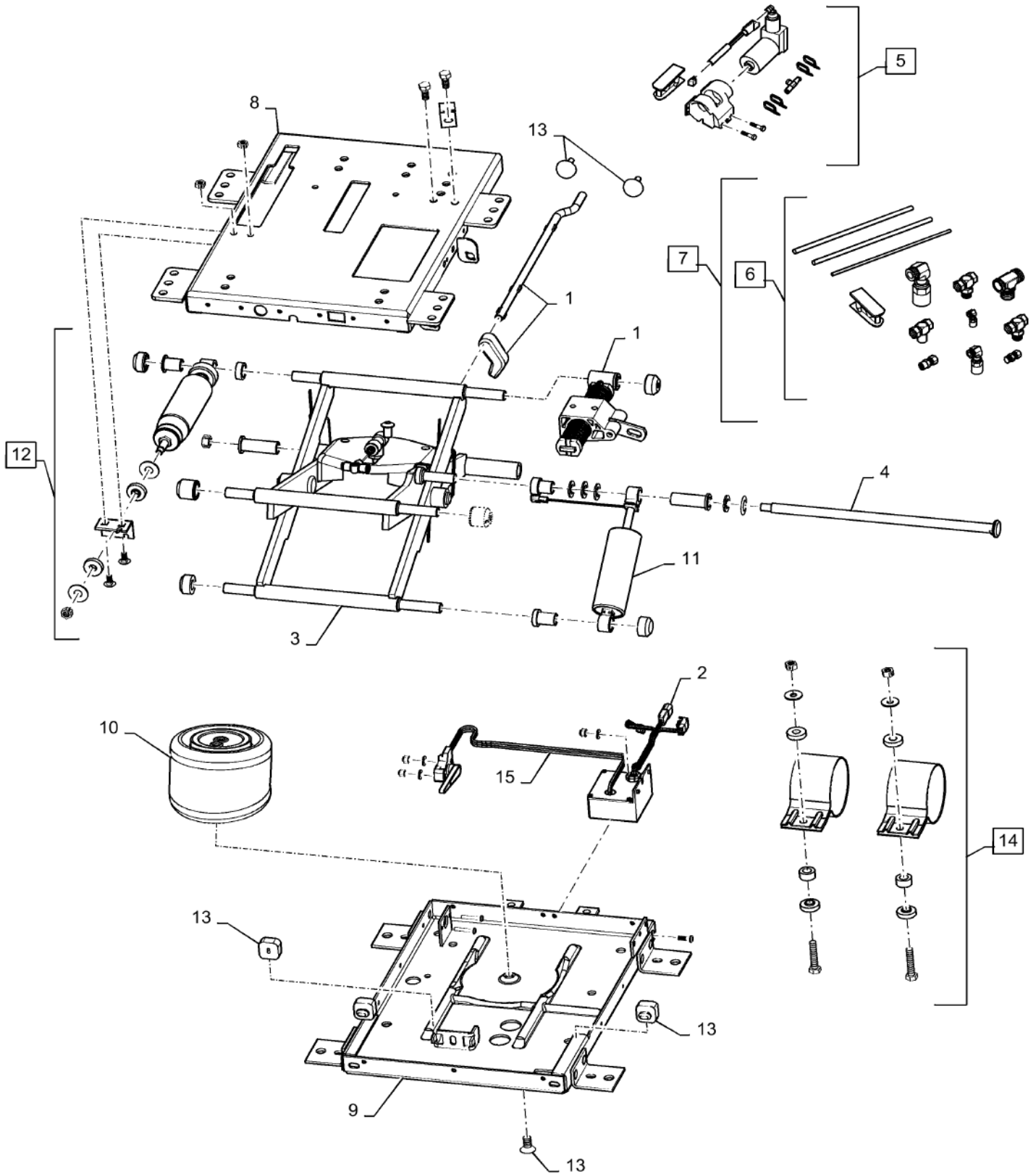
5130 6130 7130 7230
8230 9230

90.124.AN

p1

10/201
3

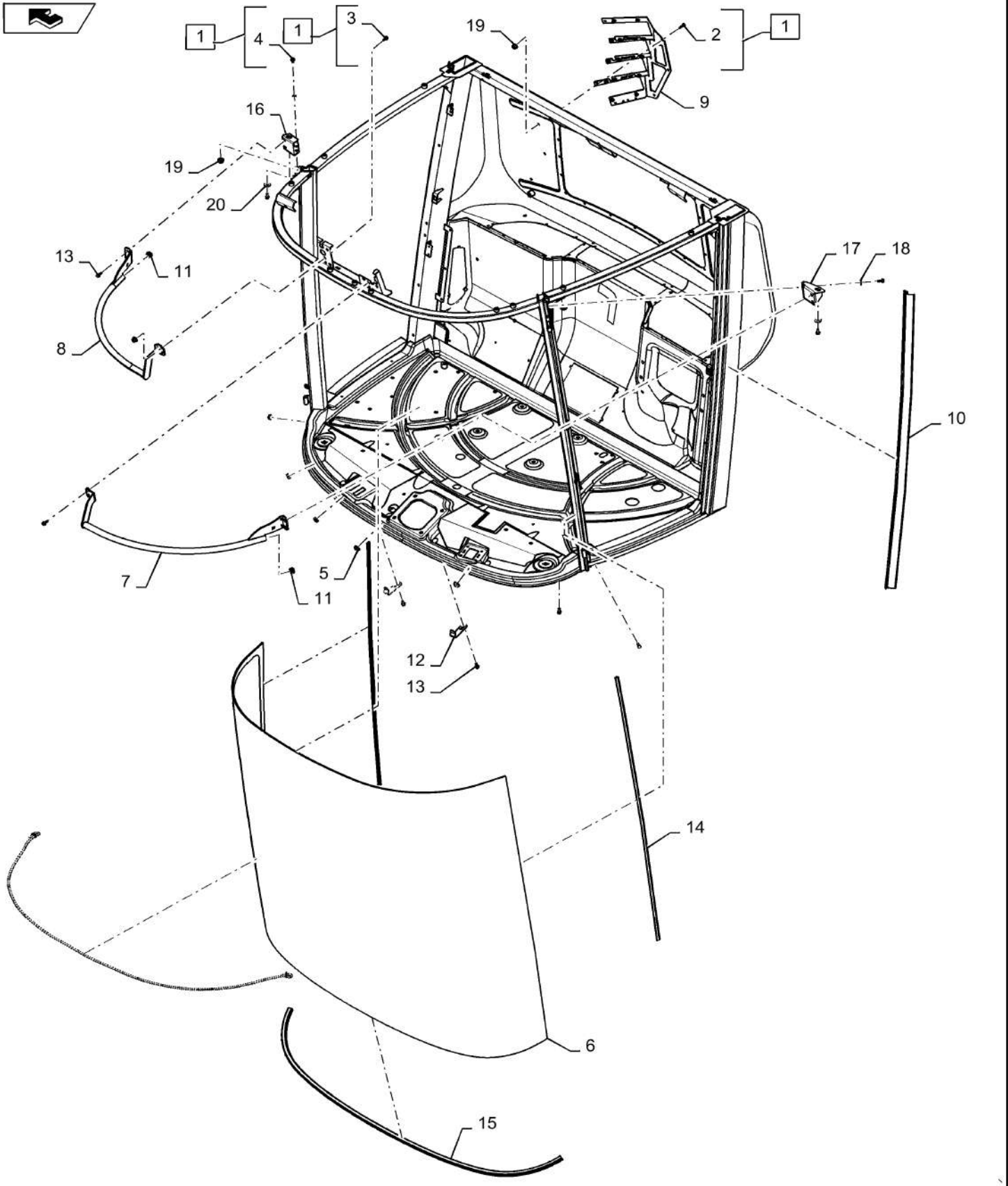
SEAT, SEMI-ACTIVE SUSPENSION



SEAT, SEMI-ACTIVE SUSPENSION

REF FN	PART NUMBER	YR/SN	QTY DESCRIPTION
1	84244765		1 SERVICE KIT Isolator Latch
2	87347944		1 SERVICE KIT Harness, Seat Suspension Wire
3	{47368671}		1 Suspension Scissors
4	143786A1		1 SHAFT Bearing
5	{47368672}		1 Air Compressor, 12V
6	{47368664}		1 Air Line Tubing
7	{47368666}		1 Air Line Fittings
8	{47368675}		1 Upper Housing
9	{47368698}		1 Lower Housing
10	{47368706}		1 Air Spring
11	47368729		1 SERVICE KIT Semi-Active Shock
12	227546A1		1 KIT Isolator Shock
13	84603019		1 KIT Service Bumper
14	87347960		1 SERVICE KIT Tank, Seat Air
15	{47368735}		1 Damping Control
			5130 6130 7130 7230 8230 9230

CAB FRAME

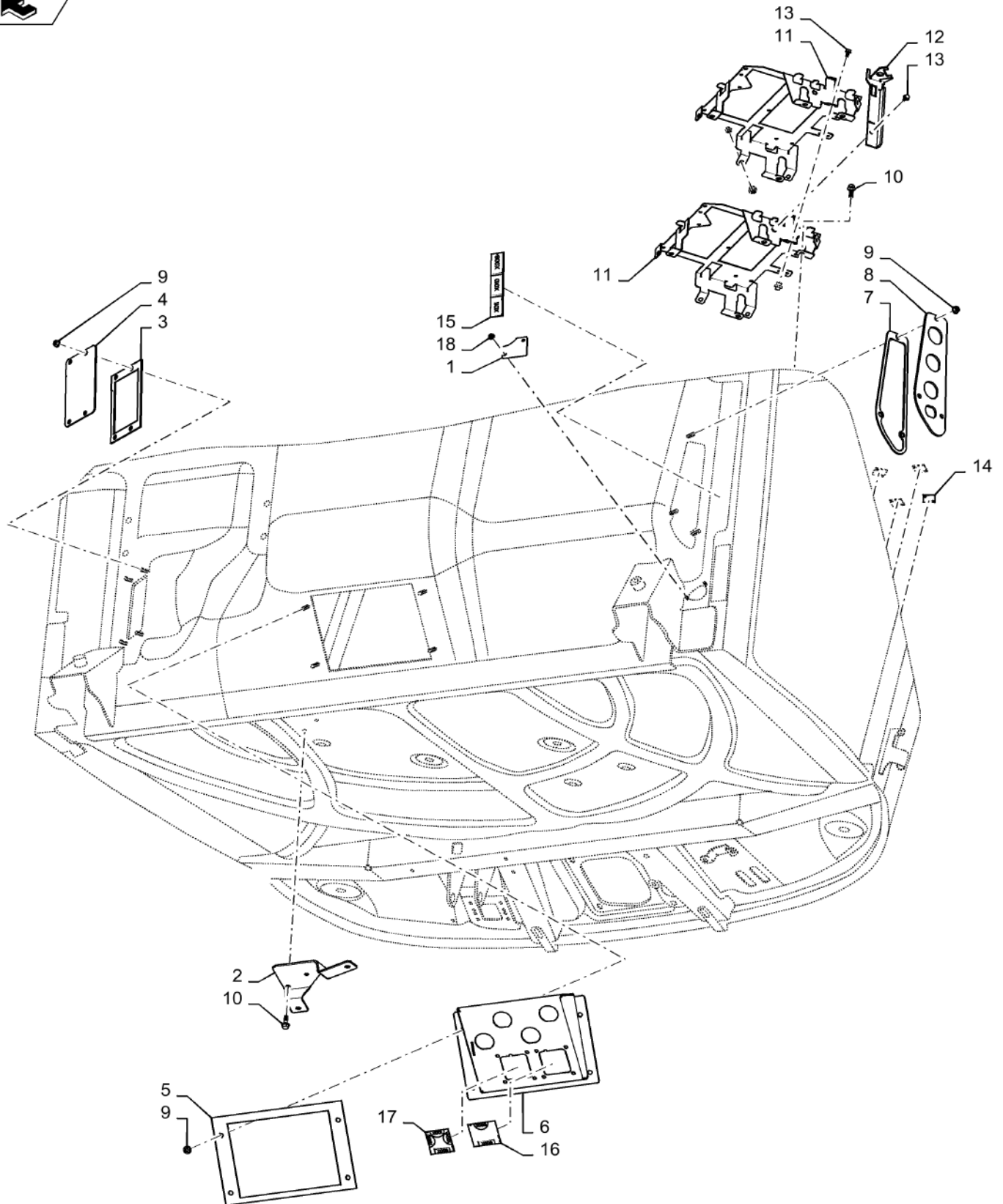


CAB FRAME

REF FN	PART NUMBER	YR/SN	QTY DESCRIPTION
1	47399269		1 FRAME Cab, Incl 2 - 4
2	412247		3 BOLT M8 X 25 Full Thread 8.8 Gr
3	16043420		11 BOLT Hex, M8 x 1.25 x 20mm, Cl 8.8, Full Thd
4	10978020		2 BOLT Hex, M5 x 20, 8.8, Full Thd
5	84553150		28 BUMPER Rubber
6	84290182		1 GLASS Front
7	47398660		1 HANDRAIL LH Upper
8	47398089		1 HANDRAIL RH Upper
9	84531553		1 BRACKET Upper Roof
10	47421147		2 SEAL B Pillar Rear Door Seal
11	87280507		2 PLUG M21
12	84421894		2 BRACKET Chin, Glass Support
13	87656137		16 BOLT Hvy Hex, M8 x 20mm, Cl 10.9
14	84560428		2 RUBBER SEAL Front Glass Edge
15	84560672		1 RUBBER SEAL Lower Glass Edge
16	47429500		1 SUPPORT RH Handrail
17	47429501		1 SUPPORT LH Handrail
18	86592700		2 WASHER M10 x 28 x 4, HT
19	86507066		7 FLANGE NUT M8 x 1.25, Flg, Cl 10
20	388702A1		4 WASHER M8.4 x 21 x 4

5130 6130 7130 7230
8230 9230

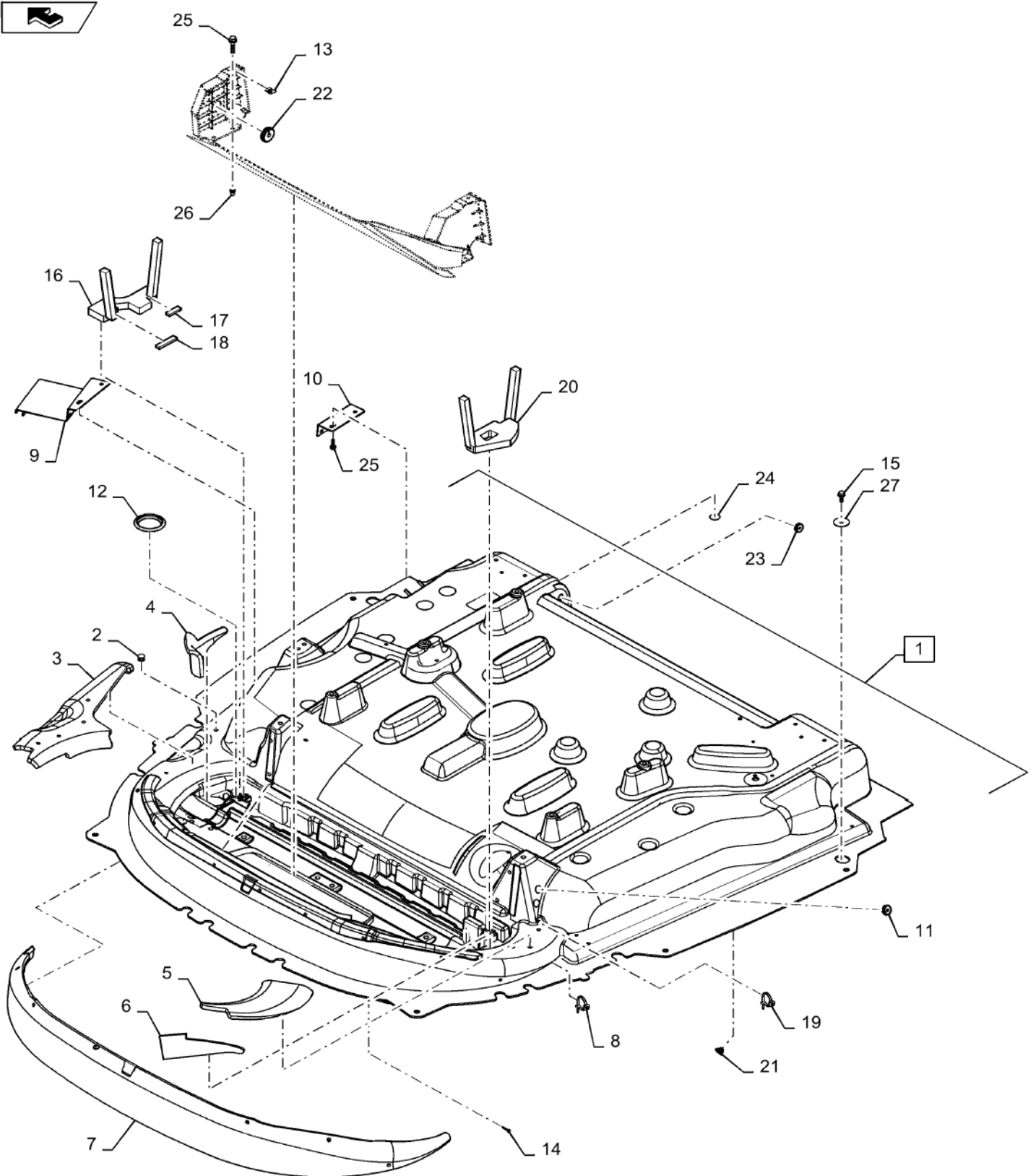
CAB SHELL, ACCESS COVER



CAB SHELL, ACCESS COVER

REF FN	PART NUMBER	YR/SN	QTY DESCRIPTION
1	84470735		1 PLATE Access Cover
2	84582900		1 PLATE Support
3	84425615		1 GASKET LH Rear Access Panel
4	84425624		1 PLATE LH Rear Access Panel
5	84565966		1 GASKET Center Harness Junction, Rea
6	84563995		1 BULKHEAD Center Harness Junction
7	84563997		1 GASKET RH Rear B Pillar Harness Plate
8	84563994		1 PLATE RH Rear B Pillar Harness Passthrough
9	87681210		11 FLANGE NUT Hex, M8, CI 10
10	87698833		6 BOLT Hvy Hex Flg, M8 x 25mm, CI 10.9, Full Thd Flange, M8 X 25mm 10.9
11	84544095		2 SUPPORT ECM/UCM
12	47402599		1 SUPPORT ECM/UCM, Side
13	87698753		4 BOLT Flange, M6 X 12mm Full Thread 10.9
14	84575124		4 PLATE Floor tabs
15	84362497		1 CAUTION DECAL x011, x010,x008
16	84362533		1 CAUTION DECAL x003, x006
17	84362531		1 CAUTION DECAL x001,x004,x005,x002
18	86507064		2 FLANGE NUT Flange, M5
			7230 8230 9230

INNER ROOF

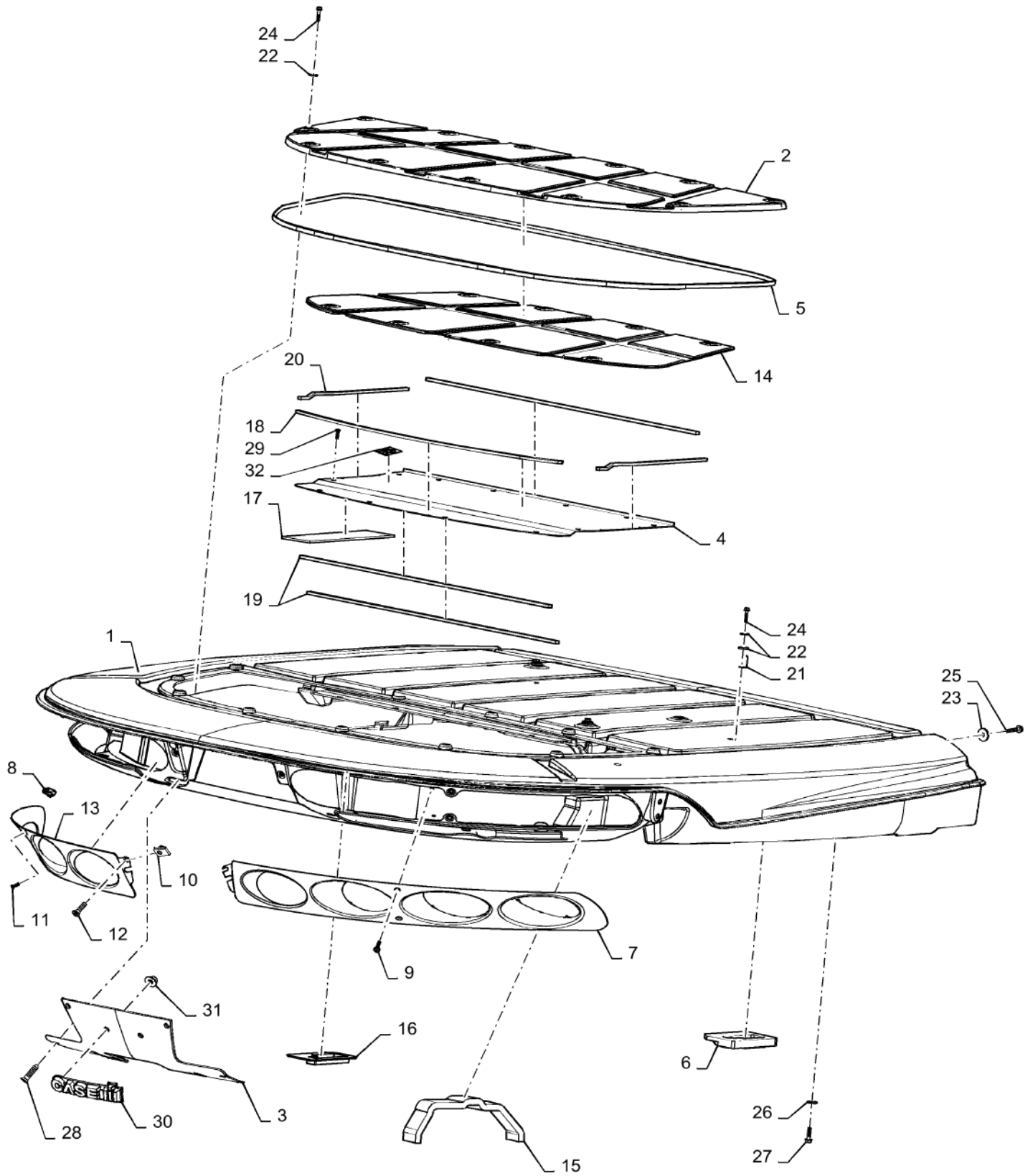


INNER ROOF

REF FN	PART NUMBER	YR/SN	QTY DESCRIPTION
1	47437740		1 ROOF Inner, Incl 2 - 8
2	87613322		35 POP RIVET .250" x .625"
3	47438073		1 FOAM INSULATION Right Rear
4	47438072		1 FOAM INSULATION Right Middle
5	47438075		1 FOAM INSULATION Left Front
6	47438074		1 FOAM INSULATION Left Front
7	47438076		1 FOAM INSULATION Front
8	84292754		4 CLIP Fir Tree
9	47407373		1 BRACKET Radio Mounting
10	84323555		1 BRACKET RH, Bezel Mount
11	248-1336		2 GROMMET 1/4" ID x 3/4" Groove Dia, Str Cut
12	353-593		1 PLUG Recessed, 2.5" Black
13	833-40306		2 SPRING NUT M6, U
14	86511824		2 SCREW Pan, M4 x 0.7 x 20mm, CI 4.8
15	87656137		2 BOLT Hvy Hex, M8 x 20mm, CI 10.9
16	47393647		1 FOAM HVAC Cores, RH
17	47394944		3 FOAM HVAC Cores, Bottom
18	47394945		1 FOAM HVAC Cores, Bottom
19	84292754		2 CLIP Fir Tree
20	84490908		1 FOAM HVAC Cores, LH
21	84570383		2 LATCH Ball Stud
22	87030421		1 GROMMET 3/8" ID x 1 1/4" Groove Dia, Str Cut
23	87373039		3 GROMMET .188" ID
24	87283846		8 TAPE Attaching
25	87675531		12 BOLT M6 X 20mm Full Thread
26	322072A2		6 FASTENER Plastic, Expansion
27	86625239		2 WASHER .344" x 1 1/2" x .060"

5130 6130 7130 7230
8230 9230

OUTER ROOF



OUTER ROOF

REF FN	PART NUMBER	YR/SN	QTY DESCRIPTION
1	47437713		1 ROOF Red, Outside
2	84541655		1 ROOF Service Panel, Red
3	84541659		1 PANEL Wiper Motor Access
4	84540936		1 PLATE HVAC Cover
5	84541662		1 SEAL Bulb
6	84541663		1 GASKET B-Post Hose Protection
7	84496414		1 BEZEL LH
8	84496413		10 RETAINER Roof Light
9	84496419		32 SCREW Pan Head M4 X 10mm
10	833-40306		12 SPRING NUT M6, U
11	13301717		12 SCREW Phil Flat Hd, M6 x 25, 5.8
12	47365943		4 SCREW M6 X 25MM Flat Head
13	84496415		1 BEZEL RH
14	84541664		1 PROTECTION radiant Heat, HVAC
15	84549024		2 FOAM Mirror Bar
16	47395772		1 FOAM Rear LH Post
17	84570683		1 FOAM HVAC Cores, Bottom
18	84548928		2 FOAM Core Cover, Main
19	84548930		2 FOAM Core Cover, Main
20	84570680		2 FOAM Core, Side Cover
21	87484206		1 HOOK Antenna Restraint
22	84072877		18 WASHER M6 x 22 x 0.3 Thk
23	87013351		2 WASHER .344" x 1 1/4" x .120"
24	87698760		18 BOLT FLANGE M6 X 30 10.9
25	87698763		2 BOLT FLANGE M8 X 50 10.9
26	87613287		6 WASHER .344mm X 1 mmX 0.098mm
27	86639271		6 BOLT Hvy Hex, M8 x 30mm, CI 10.9, Full Thd
28	13276414		12 SCREW Cross Pan Hd, M6 x 20
29	87716230		1 EMBLEM Case IH
30	86625060		2 PUSH-ON NUT Self, Threading, 1/4"
31	84012596		1 DECAL R-134 Refrigerant Only

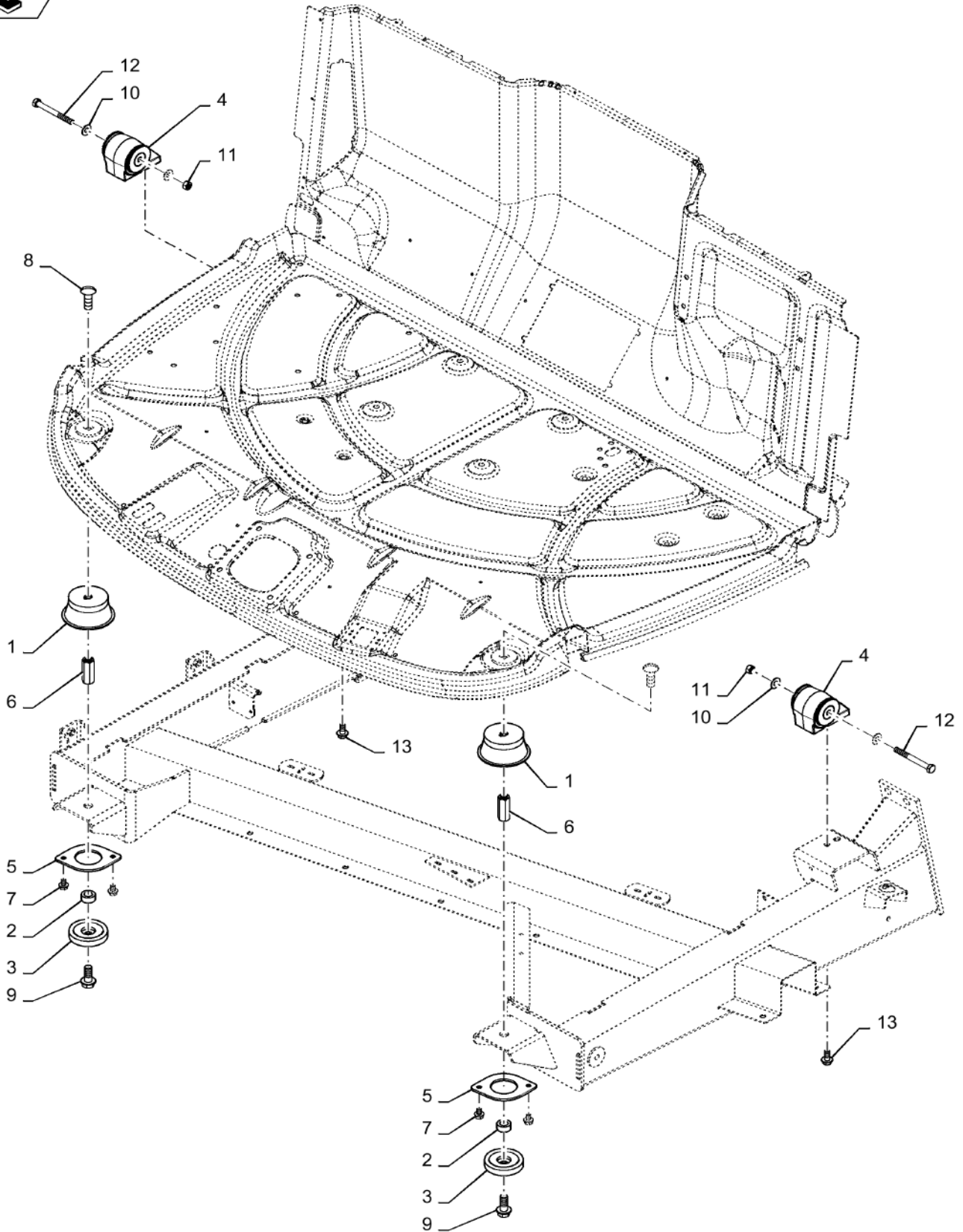
5130 6130 7130 7230
8230 9230

90.150.BI

p1

10/201
3

MOUNT, CAB



MOUNT, CAB

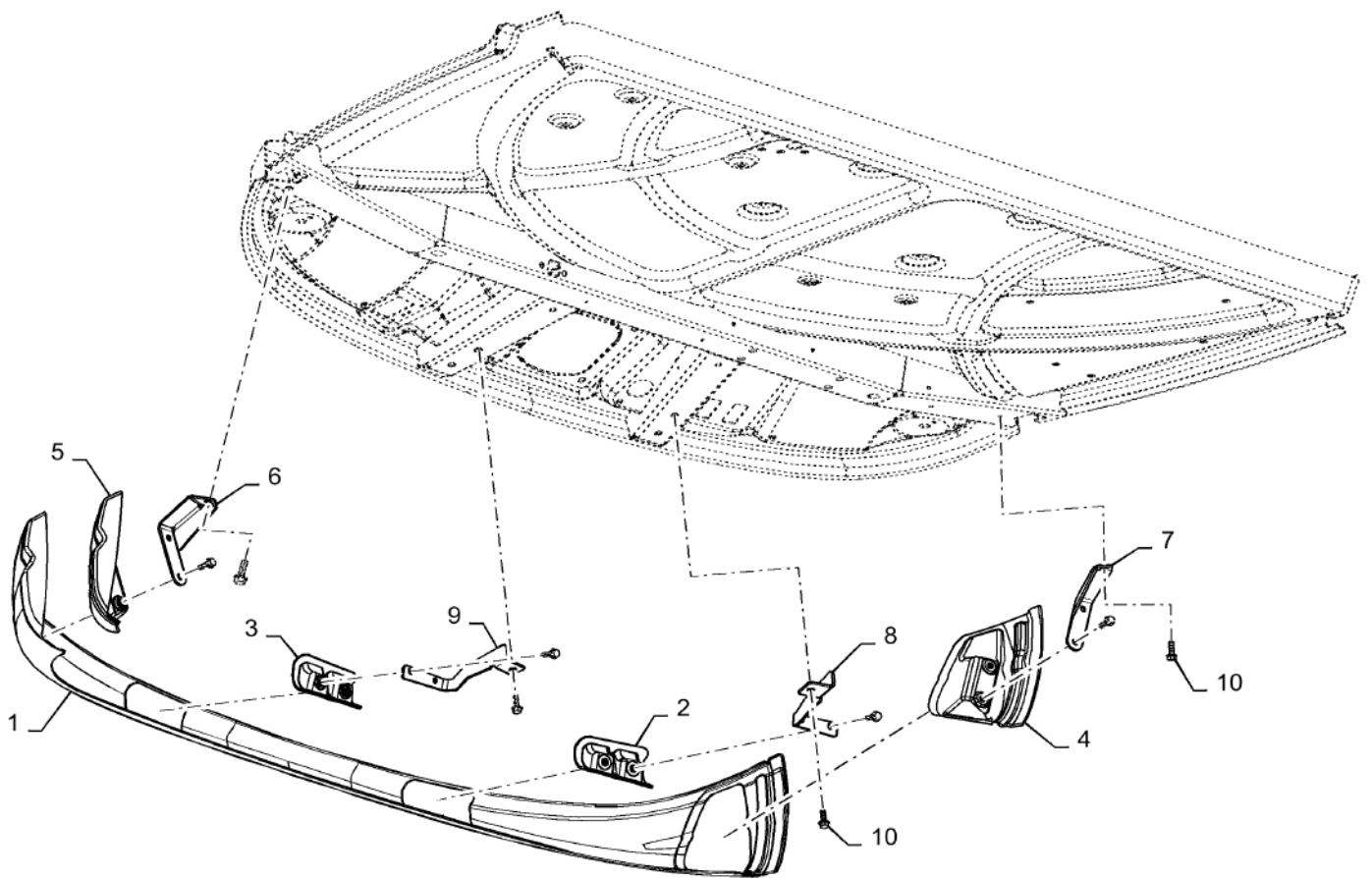
REF FN	PART NUMBER	YR/SN	QTY DESCRIPTION
1	87012026		2 ISOLATOR Rubber
2	84574601		2 SPACER Steel
3	87022202		2 WASHER Rebound
4	84569825		2 DAMPER Mount
5	84574471		2 MOUNTING PLATE Steel
6	84560098		2 NUT M16 x2 Thread
7	86512520		4 BOLT Hvy Hex, M8 x 12mm, CI 8.8, Full Thd
8	87698768		2 CARRIAGE BOLT Carriage
9	87495304		2 BOLT Flange,, M16 X 40 FULL 10.9 ZND
10	140046		4 BELLEVILLE WASHER Belleville, M12
11	337475		2 NUT M12, CI 10
12	9501756		2 BOLT Hex, M12 x 1.75 x 110mm, CI 10.9
13	87343550		4 BOLT FLANGE M12 X 25 FULL 10.9 ZND
			5130 6130 7130 7230 8230 9230

90.150.BJ

p1

10/201
3

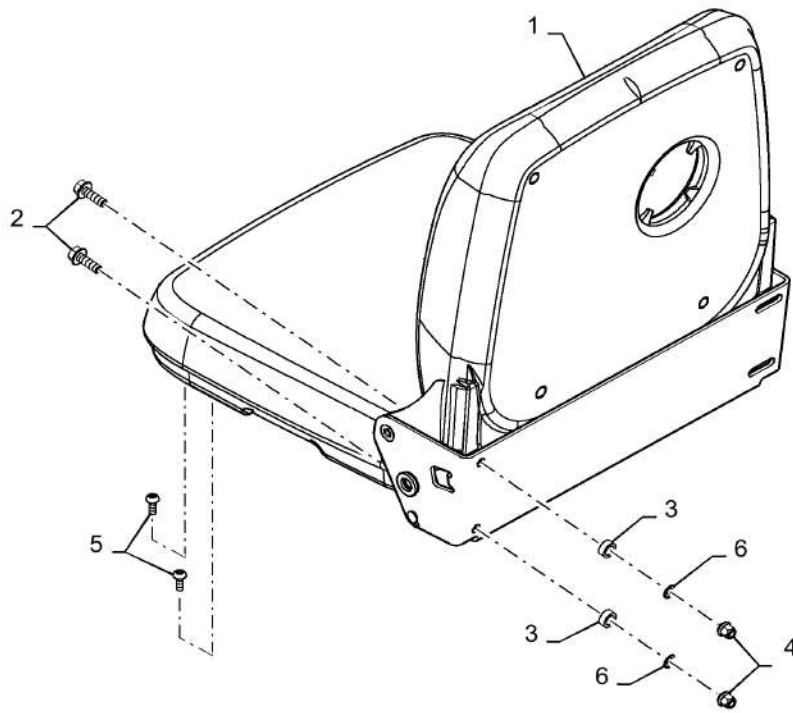
COVER, CHINSKIRT



COVER, CHINSKIRT

REF FN	PART NUMBER	YR/SN	QTY DESCRIPTION
1	84413883		1 COVER Center Chin
2	84413884		1 COVER RH, Center
3	84413885		1 COVER LH, Center
4	84539438		1 COVER RH End
5	84413887		1 COVER LH End
6	47361681		1 BRACKET LH Securing
7	47361683		1 BRACKET RH Securing
8	47404765		1 BRACKET RH Center, Securing
9	47404763		1 BRACKET LH Center, Securing
10	87698833		12 BOLT Hvy Hex Flg, M8 x 25mm, CI 10.9, Full Thd Flange, M8 X 25 10.9
			5130 6130 7130 7230 8230 9230

SEAT, INSTRUCTOR

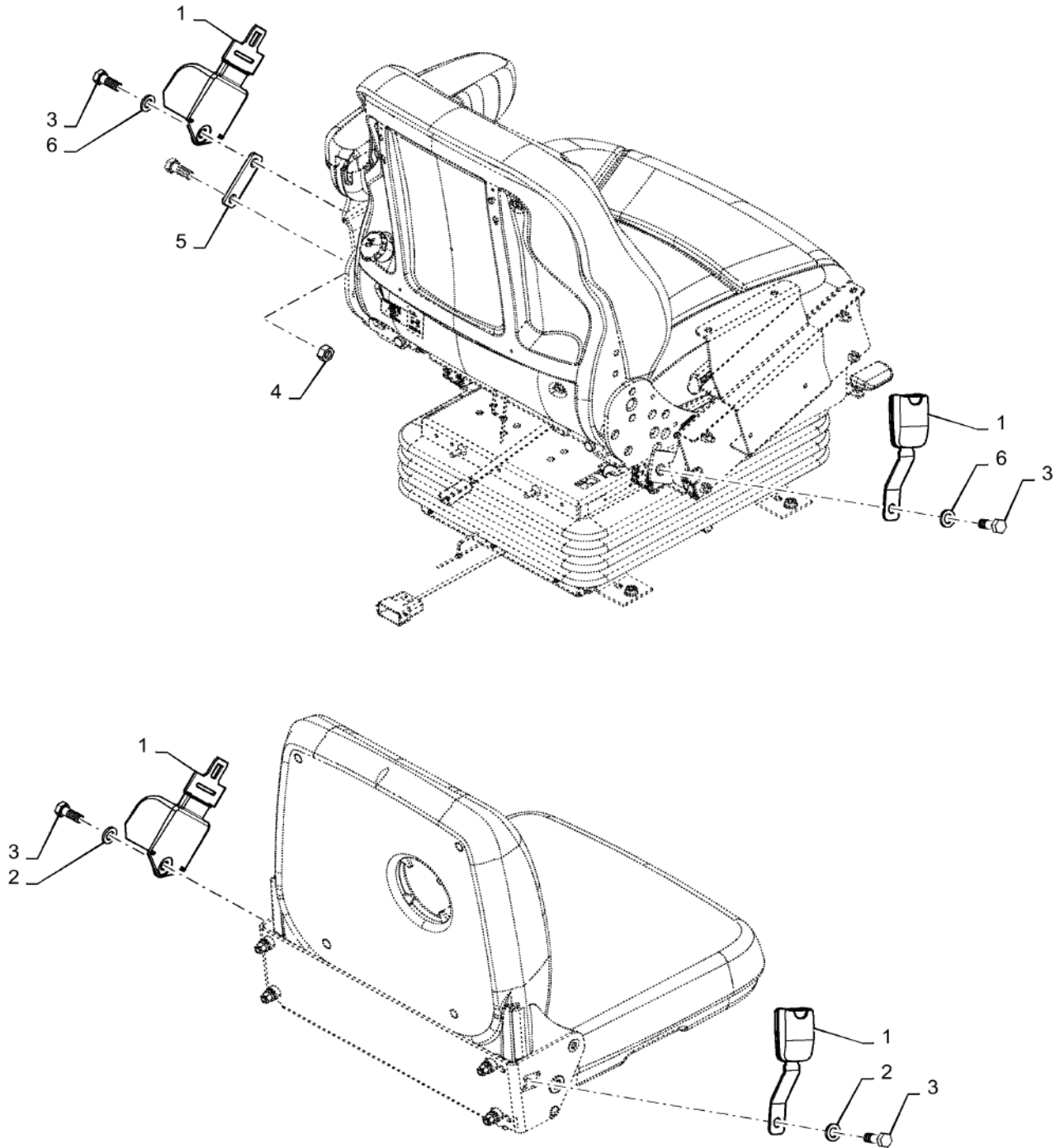


SEAT, INSTRUCTOR

REF FN	PART NUMBER	YR/SN	QTY DESCRIPTION
1	47377843		1 INSTRUCTIONAL SEAT Cut & Sewn/FabriForm, Deluxe
1	47377792		1 INSTRUCTIONAL SEAT Leather, Luxury
2	87698833		4 BOLT Hvy Hex Flg, M8 x 25mm, Cl 10.9, Full Thd
3	87342153		4 SPACER
4	87284531		4 NUT
5	84187812		4 SCREW
6	11087976		1 CIRCLIP Ext., M8, BLO

5130 6130 7130 7230
8230 9230

SEAT BELT, INSTRUCTOR/OPERATOR



90.151.AD

p1

10/201
3

SEAT BELT, INSTRUCTOR/OPERATOR

REF FN	PART NUMBER	YR/SN	QTY DESCRIPTION
1	84257916		1 SEAT BELT
2	896-11012		2 WASHER M13.5 x 24.5 x 3, HT
3	86624975		2 BOLT Hex, M12 x 30mm, CI 8.8, Full Thd
4	9706685		1 NUT M12, CI 8
5	47435667		1 PLATE
6	86625255		2 WASHER M13.5 x 24.5 x 3, HT

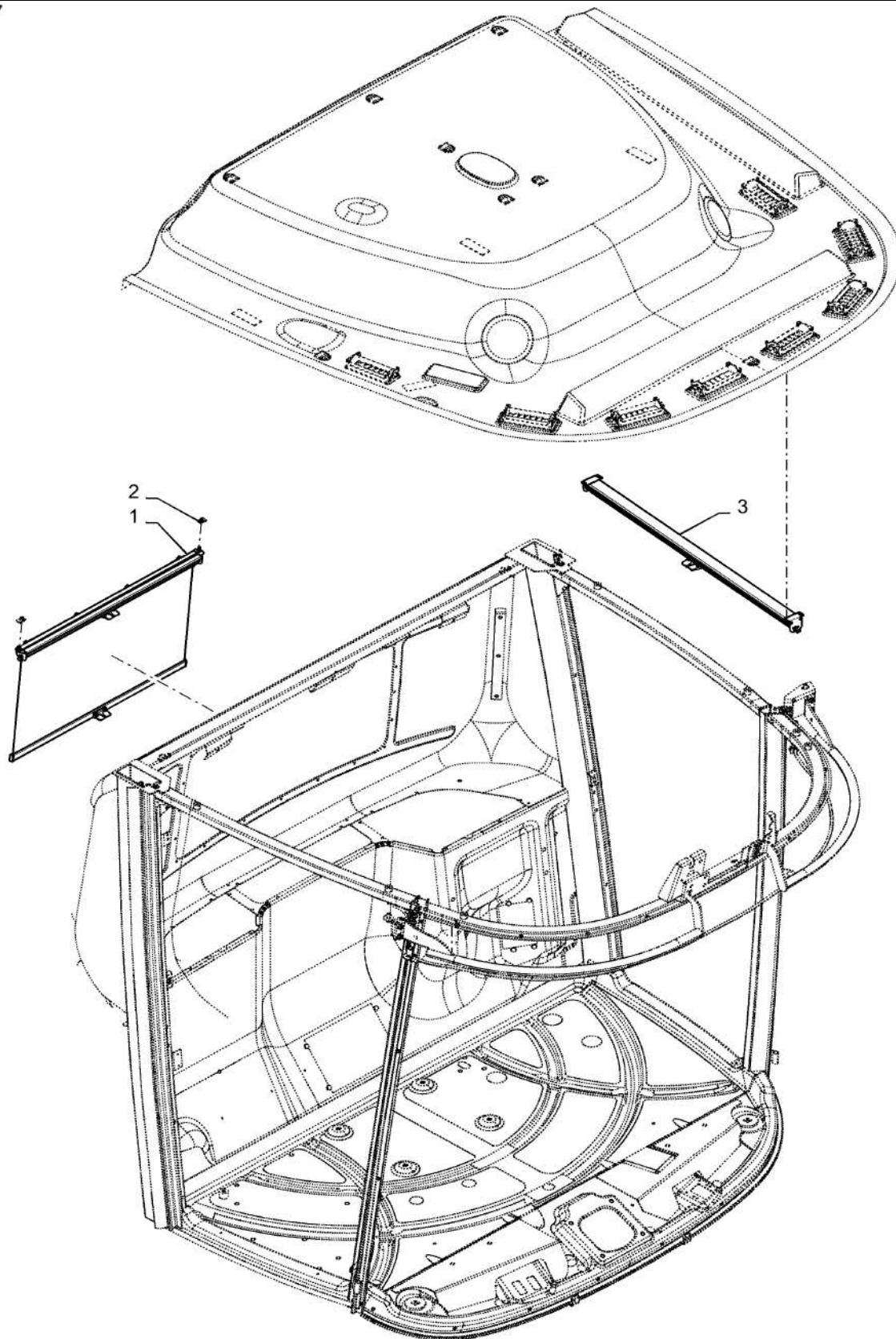
	5130 6130 7130 7230 8230 9230
--	----------------------------------

90.151.AE

p1

10/201
3

SUN VISOR, LH/REAR, LUXURY CAB



90.151.AE

p1

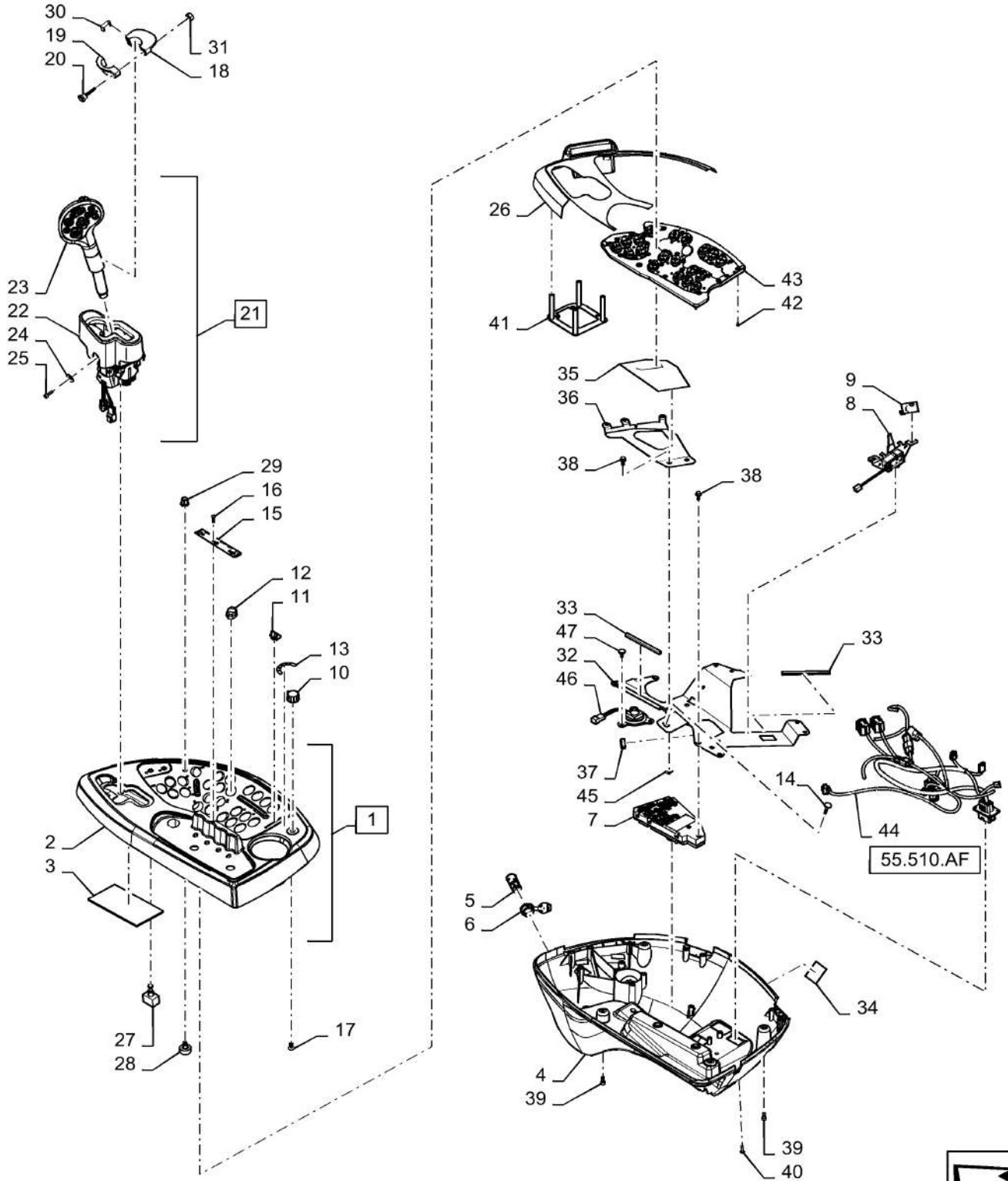
10/201
3

SUN VISOR, LH/REAR, LUXURY CAB

REF FN	PART NUMBER	YR/SN	QTY DESCRIPTION
1	84560595		1 SUN VISOR Rear
2	86625073		2 SPRING NUT M6, U
3	84525584		1 SUNSHADE Left Hand Side

5130 6130 7130 7230
8230 9230

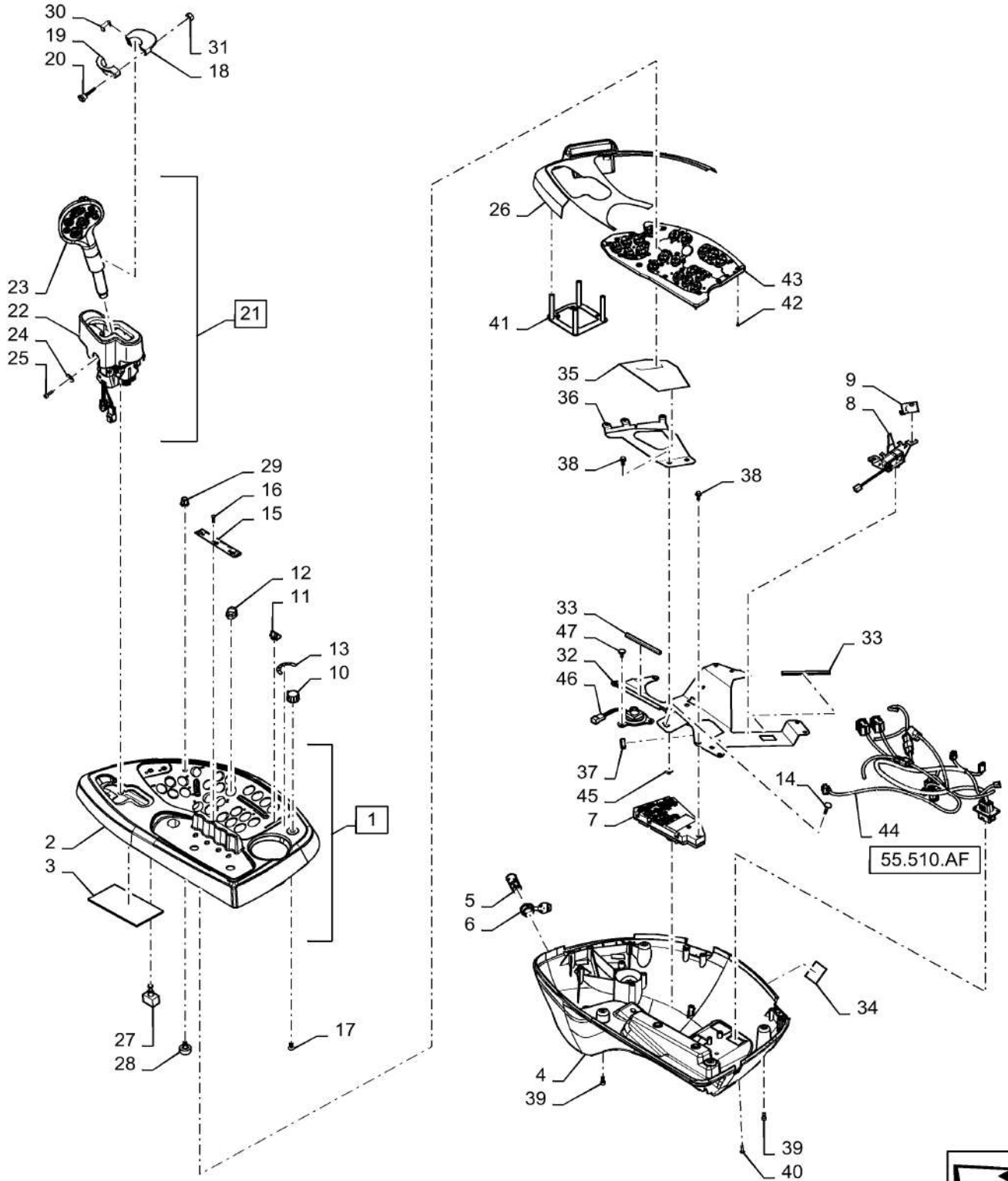
CONSOLE, RH, CONTROL PANEL



CONSOLE, RH, CONTROL PANEL

REF FN	PART NUMBER	YR/SN	QTY DESCRIPTION
1	47432029		1 SHELL Upper, Incl 1 - 3
2	47409205		1 SHELL Upper Plastic
3	84592867		1 FOAM INSULATION Damping
4	47409212		1 SHELL Lower, Black
5	388812A1		1 OUTLET 10A, 12V
6	84556691		1 COVER Outlet
7	47506975		1 MODULE Console Controller
8	84218029		1 POTENTIOMETER Potentiometer
9	86525096		1 SWITCH ASSY Rotary, 5 Position, Gear
10	86622310		1 KNOB Gear
11	84393337		1 KNOB Throttle Lever
12	84405101		9 BUTTON Non-Option Plug
13	47404258		1 DECAL Gear Select
14	{47418720}		5 Screw, Flat Head W Collar
15	84525530		1 HINGE Armrest
16	843-2612		3 SCREW Flat , M6 x 12mm, Cl 4.8
17	86599775		7 SCREW M3 x 12mm, Cl 4.8
18	86997342		1 SUPPORT RH
19	86997341		1 SUPPORT LH
20	86618563		1 KNOB Palm Rest
21	84578559		1 CONTROL LEVER Multifunction Handle, Complete, Incl 21 - 25
22	84552712		1 LEVER Multifunction Base, Incl 22 - 25
23	84574519		1 CONTROL LEVER Multifunction Handle
24	322355		2 BELLEVILLE WASHER Belleville, M4
25	14418924		2 SCREW Hex Soc Hd, M4 x 8, 8.8, Full Thd
26	47404253		1 PROTECTIVE SLEEVE Cell Phone Holder
27	245634C3		2 SWITCH Separator
28	114551A1		1 POTENTIOMETER 2500 Ohm, 500V HVAC Controls
29	84514485		1 KNOB HVAC Controls, Used with (28)
			7230 8230 9230

CONSOLE, RH, CONTROL PANEL

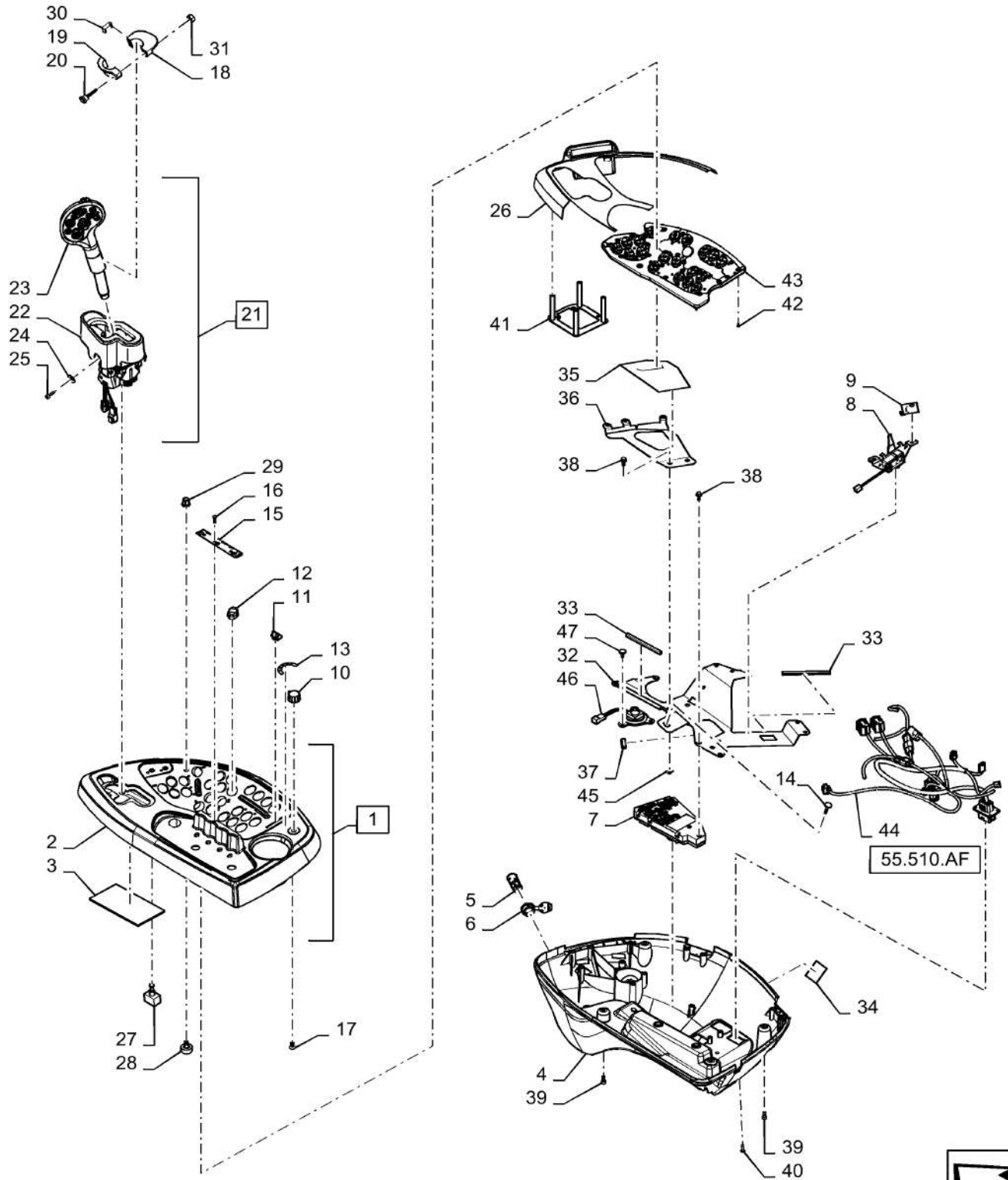


CONSOLE, RH, CONTROL PANEL

REF FN	PART NUMBER	YR/SN	QTY DESCRIPTION
30	86618564		1 CLIP Rear Of Multifunction Handle
31	7770		1 NUT 0.25" OD
32	47391901		1 BRACKET Support
33	47416208		4 TRIM Black Edging
34	47416411		1 DECAL Layout
35	47416206		1 PADDING Wire Protector
36	47391903		1 BRACKET Support
37	84544528		1 TRIM Edge Black
38	87695418		10 BOLT Flange, M6 X 16mm Full Thread
39	14305221		10 HEX SOC SCREW Hex Skt, M6 x 16mm, Cl 8.8, Full Thd
40	117067A1		2 SELF-TAP SCREW Cross Pan Hd, #10-24 x 3/4"
41	84547427		1 STOP DEVICE Spacer
42	50631		25 SCREW Self Tapping #6 x .375"
43	47477966		1 CONTROL PANEL Under Button Module W/ Rubber Buttons
44	47501280		1 WIRE HARNESS RH Console
45	87016585		2 NUT Spring, M6 X1.0 PHC
46	86998255		1 SPEAKER Alarm
47	10589928		3 SCREW Flat Head W/ Collar M6 X 17mm

7230 8230 9230

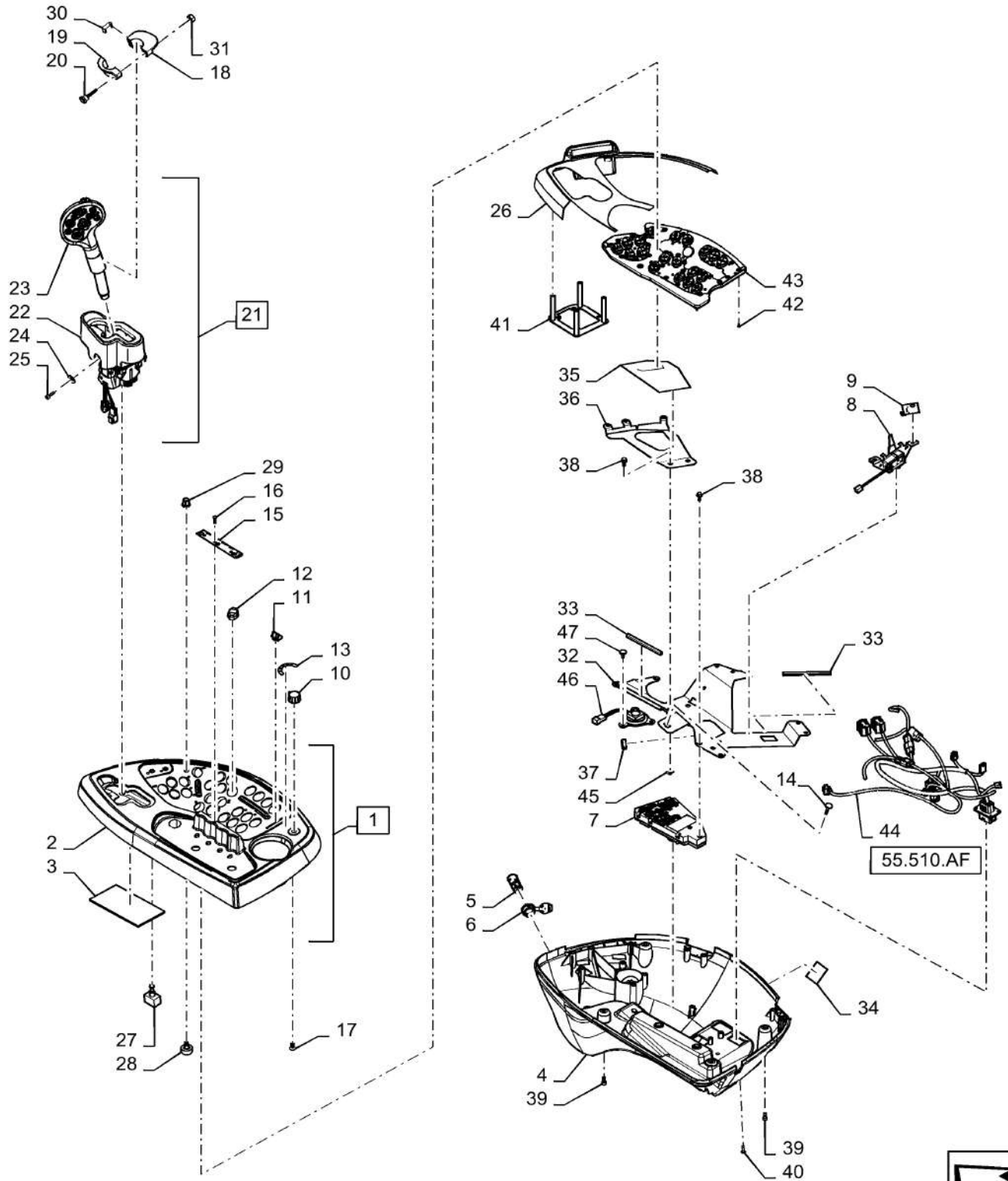
CONSOLE, RH, CONTROLS



CONSOLE, RH, CONTROLS

REF FN	PART NUMBER	YR/SN	QTY DESCRIPTION
1	47432029		1 SHELL Upper, Incl 1 - 3
2	47409205		1 SHELL Upper Plastic
3	84592867		1 FOAM INSULATION Damping
4	47409212		1 SHELL Lower, Black
5	388812A1		1 OUTLET 10A, 12V
6	84556691		1 COVER Outlet
7	47506975		1 MODULE Console Controller
8	84218029		1 POTENTIOMETER Potentiometer
9	86525096		1 SWITCH ASSY Rotary, 5 Position, Gear
10	86622310		1 KNOB Gear
11	84393337		1 KNOB Throttle Lever
12	84405101		9 BUTTON Non-Option Plug
13	47404258		1 DECAL Gear Select
14	{47418720}		5 Screw, Flat Head W Collar
15	84525530		1 HINGE Armrest
16	843-2612		3 SCREW Flat , M6 x 12mm, Cl 4.8
17	86599775		7 SCREW M3 x 12mm, Cl 4.8
18	86997342		1 SUPPORT RH
19	86997341		1 SUPPORT LH
20	86618563		1 KNOB Palm Rest
21	84578559		1 CONTROL LEVER Multifunction Handle, Complete, Incl 21 - 25
22	84552712		1 LEVER Multifunction Base, Incl 22 - 25
23	84574519		1 CONTROL LEVER Multifunction Handle
24	322355		2 BELLEVILLE WASHER Belleville, M4
25	14418924		2 SCREW Hex Soc Hd, M4 x 8, 8.8, Full Thd
26	47404253		1 PROTECTIVE SLEEVE Cell Phone Holder
27	245634C3		2 SWITCH Separator
28	114551A1		1 POTENTIOMETER 2500 Ohm, 500V HVAC Controls
29	84514485		1 KNOB HVAC Controls, Used with (28)
			7230 8230 9230

CONSOLE, RH, CONTROLS



CONSOLE, RH, CONTROLS

REF FN	PART NUMBER	YR/SN	QTY DESCRIPTION
30	86618564		1 CLIP Rear Of Multifunction Handle
31	7770		1 NUT 0.25" OD
32	47391901		1 BRACKET Support
33	47416208		4 TRIM Black Edging
34	47416411		1 DECAL Layout
35	47416206		1 PADDING Wire Protector
36	47391903		1 BRACKET Support
37	84544528		1 TRIM Edge Black
38	87695418		10 BOLT Flange, M6 X 16mm Full Thread
39	14305221		10 HEX SOC SCREW Hex Skt, M6 x 16mm, Cl 8.8, Full Thd
40	117067A1		2 SELF-TAP SCREW Cross Pan Hd, #10-24 x 3/4"
41	84547427		1 STOP DEVICE Spacer
42	50631		25 SCREW Self Tapping #6 x .375"
43	47477966		1 CONTROL PANEL Under Button Module W/ Rubber Buttons
44	47501280		1 WIRE HARNESS RH Console
45	87016585		2 NUT Spring, M6 X1.0 PHC
46	86998255		1 SPEAKER Alarm
47	10589928		3 SCREW Flat Head W/ Collar M6 X 17mm

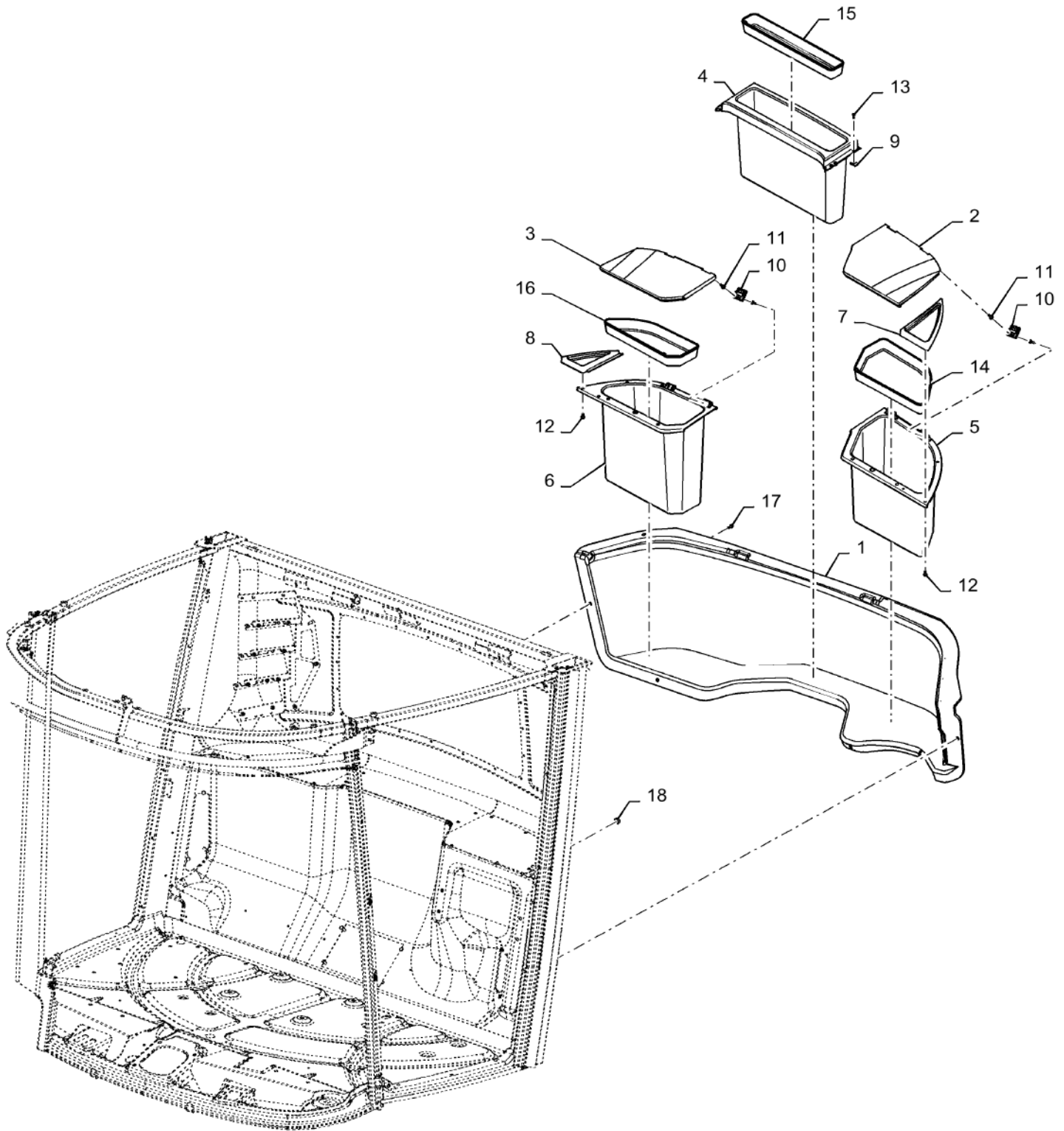
7230 8230 9230

90.151.AO

p1

10/201
3

STORAGE DECK, LUXURY CAB



STORAGE DECK, LUXURY CAB

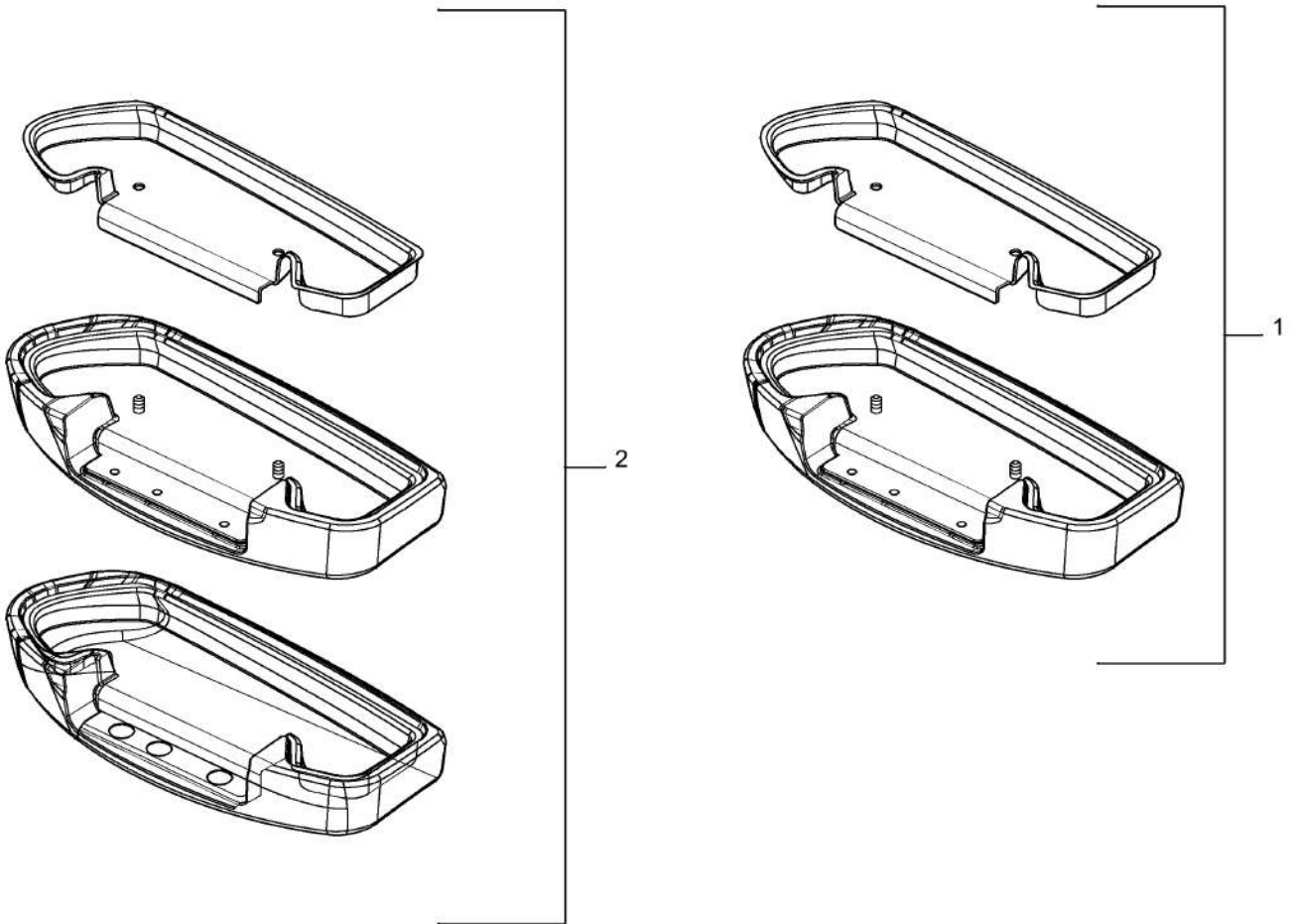
REF FN	PART NUMBER	YR/SN	QTY DESCRIPTION
1	47396579		1 COVER Rear, Lower
2	47396501		1 LID LH, Wheat
3	47396500		1 LID RH, Wheat
4	84548226		1 TRAY Center
5	47403992		1 TRAY LH
6	47404007		1 TRAY RH
7	84546829		1 TRAY Pick-up Tray, LH
8	84546833		1 TRAY Pickup Tray, RH
9	47395852		12 SPRING NUT Retaining
10	84393101		4 HINGE 4 Bolt Flat
11	47391906		8 SCREW TAPPING,3.5X12RWHD TRX
12	84193286		14 SCREW Pan Hd Torx, M4 x 10mm, CI 4.8 M4X10 PNHD TORX 4.8
13	15693507		12 SCREW Over Head, M4.8 x 1.6 x 22mm
14	84547217		1 MAT LH Rear Liner
15	84547218		1 MAT Rear, Center Liner
16	84547219		1 MAT RH Rear Liner
17	87675531		6 BOLT FLANGE M6X20 FULL 10.9
18	84553150		6 BUMPER Rubber
			5130 6130 7130 7230 8230 9230

90.151.AP

p1

10/201
3

PAD ASSY, RH CONSOLE, DELUXE & LUXURY



90.151.AP

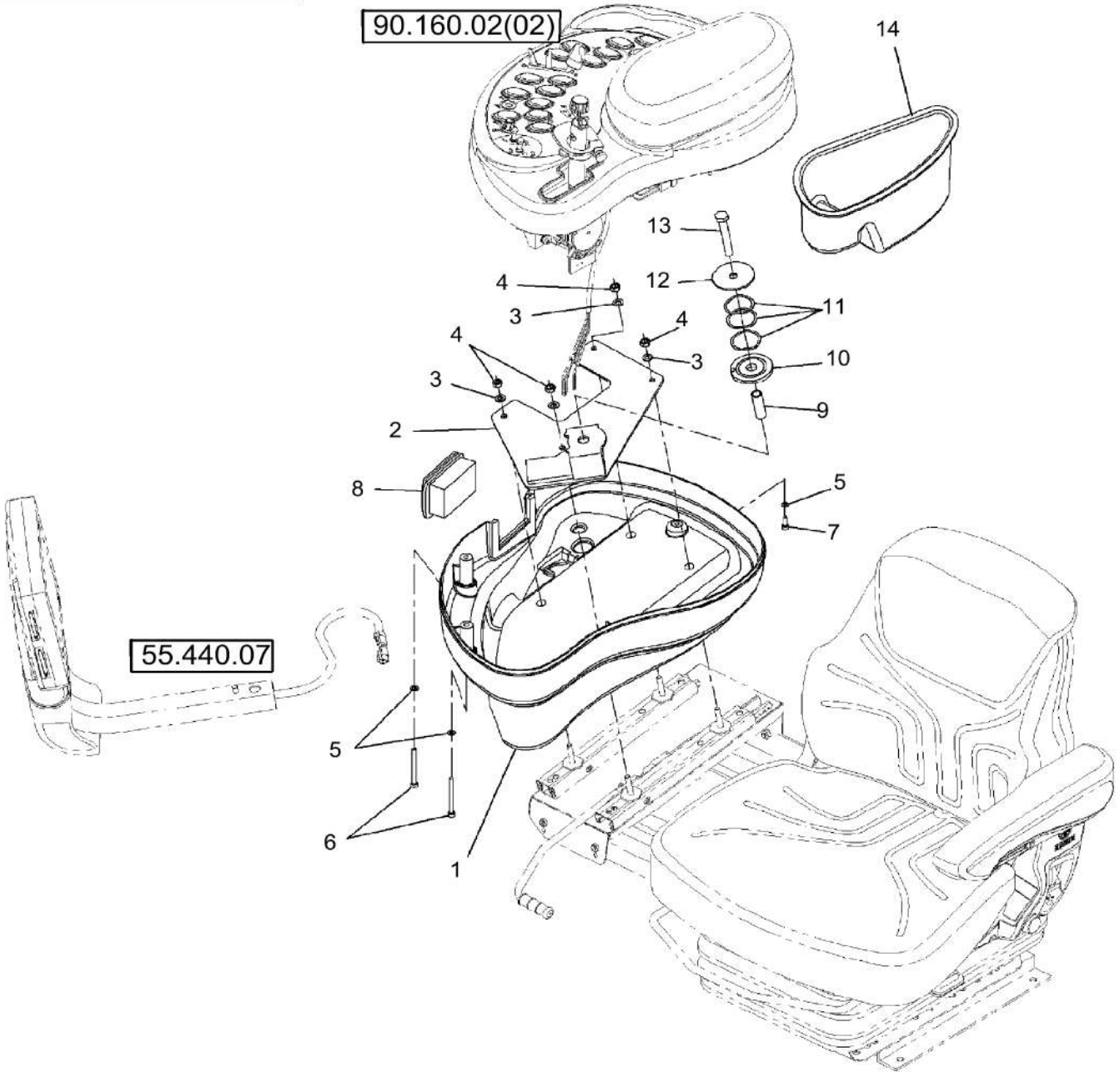
p1

10/201
3

PAD ASSY, RH CONSOLE, DELUXE & LUXURY

REF FN	PART NUMBER	YR/SN	QTY	DESCRIPTION
1	47361226		1	PAD RH Console, Deluxe
2	47361284		1	PAD RH Console, Luxury
				5130 6130 7130 7230 8230 9230

CONSOLE, R.H., TOUCH SCREEN DISPLAY



CONSOLE, R.H., TOUCH SCREEN DISPLAY

REF FN	PART NUMBER	YR/SN	QTY DESCRIPTION
1	86998394		1 CONSOLE Bottom
2	86975761		1 PLATE
3	895-11008		4 WASHER M8 x 16 x 1.6
4	43362		4 NUT Hex, M8, CI 10, ZND
5	895-11006		3 WASHER M6
6	864-6070		2 HEX SOC SCREW M6 x 70mm, CI 8.8
7	864-6016		1 HEX SOC SCREW M6 x 16mm, CI 8.8
8	9824826		1 ASH TRAY
9	86975763		1 BUSHING
10	86975764		1 WASHER
11	86975889		3 WAVE WASHER Wave
12	86975765		1 WASHER
13	828-12080		1 BOLT Hex, M12 x 1.75 x 80mm, CI 10.9
14	86996699		1 BOX Storage
			7230 8230 9230

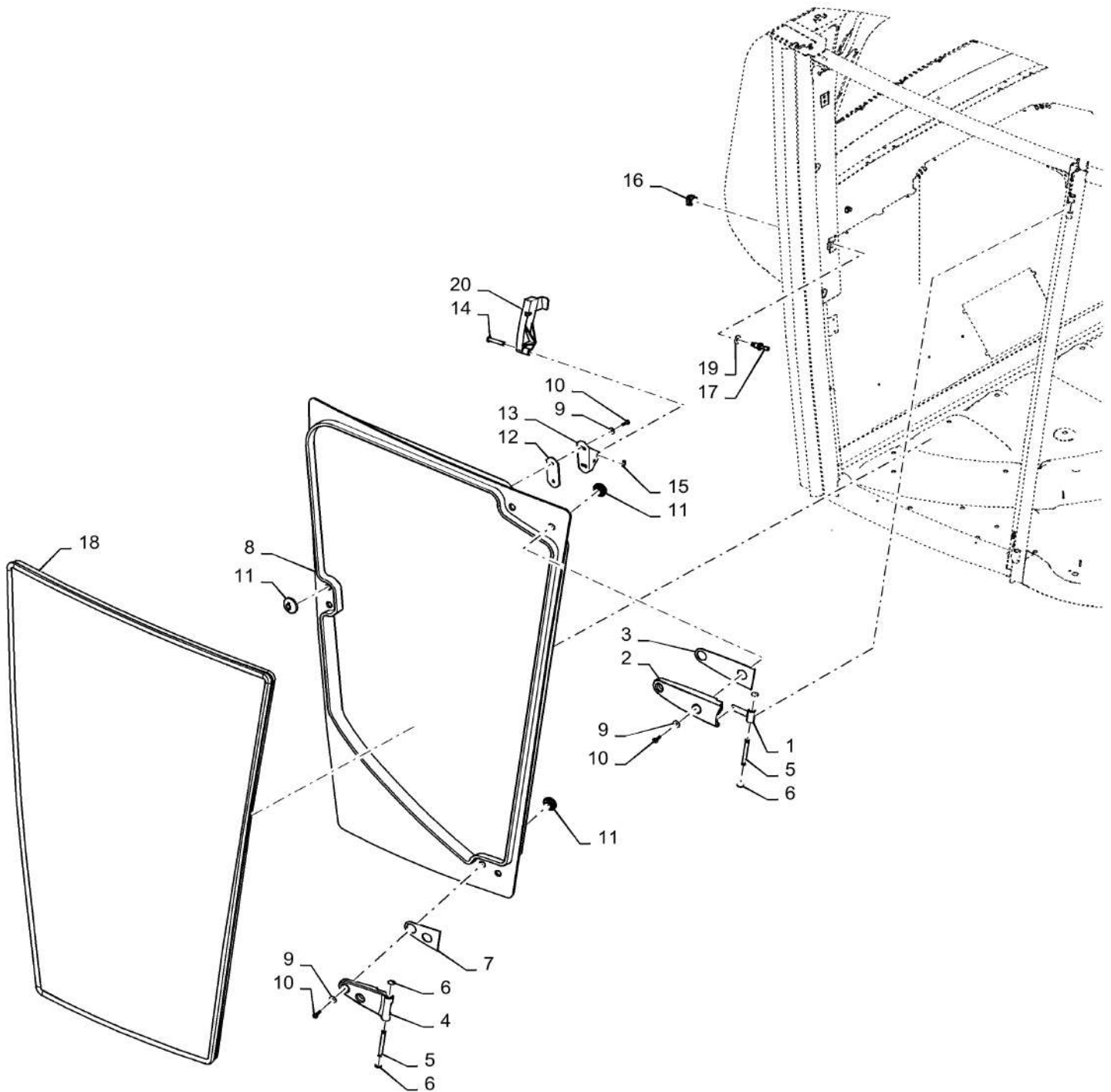
90.154.AA

01

p1

10/201
3

RH CAB DOOR



90.154.AA

01

p1

10/201
3**RH CAB DOOR**

REF FN	PART NUMBER	YR/SN	QTY DESCRIPTION
1	84607170		1 HINGE Upper
2	84061311		1 HINGE Outer Plate Upper
3	84057937		1 SEAL PROTECTION Upper Hinge
4	84061313		1 HINGE Outer Plate Lower
5	84607358		2 PIN Hinge
6	431021		4 SPECIAL WASHER Securing
7	84057936		1 SEAL PROTECTION Lower Hinge
8	87282167		1 CAB GLASS Operators Right
9	86639315		6 WASHER 6.60mm ID x 18mm OD x 1.60mm 6.6 X 18 X 1.6 MM
10	84073086		6 LOCK BOLT Cross, Rd Hd, M6 x 20
11	86531235		6 BUSHING Middle Glass, Outside
12	84057939		1 SEAL PROTECTION Inner Latch
13	84434979		1 BRACKET Latch
14	84320278		1 PIN Lock
15	86979020		1 CIRCLIP M9
16	84072841		1 SPRING NUT E-clip Nut
17	47358741		1 PIN Door, Inner
18	84057848		1 SEAL Glass
19	47358586		1 WASHER 36 X 15 X 2.5 MM
20	9992366		1 HANDLE Lock

5130 6130 7130 7230
8230 9230

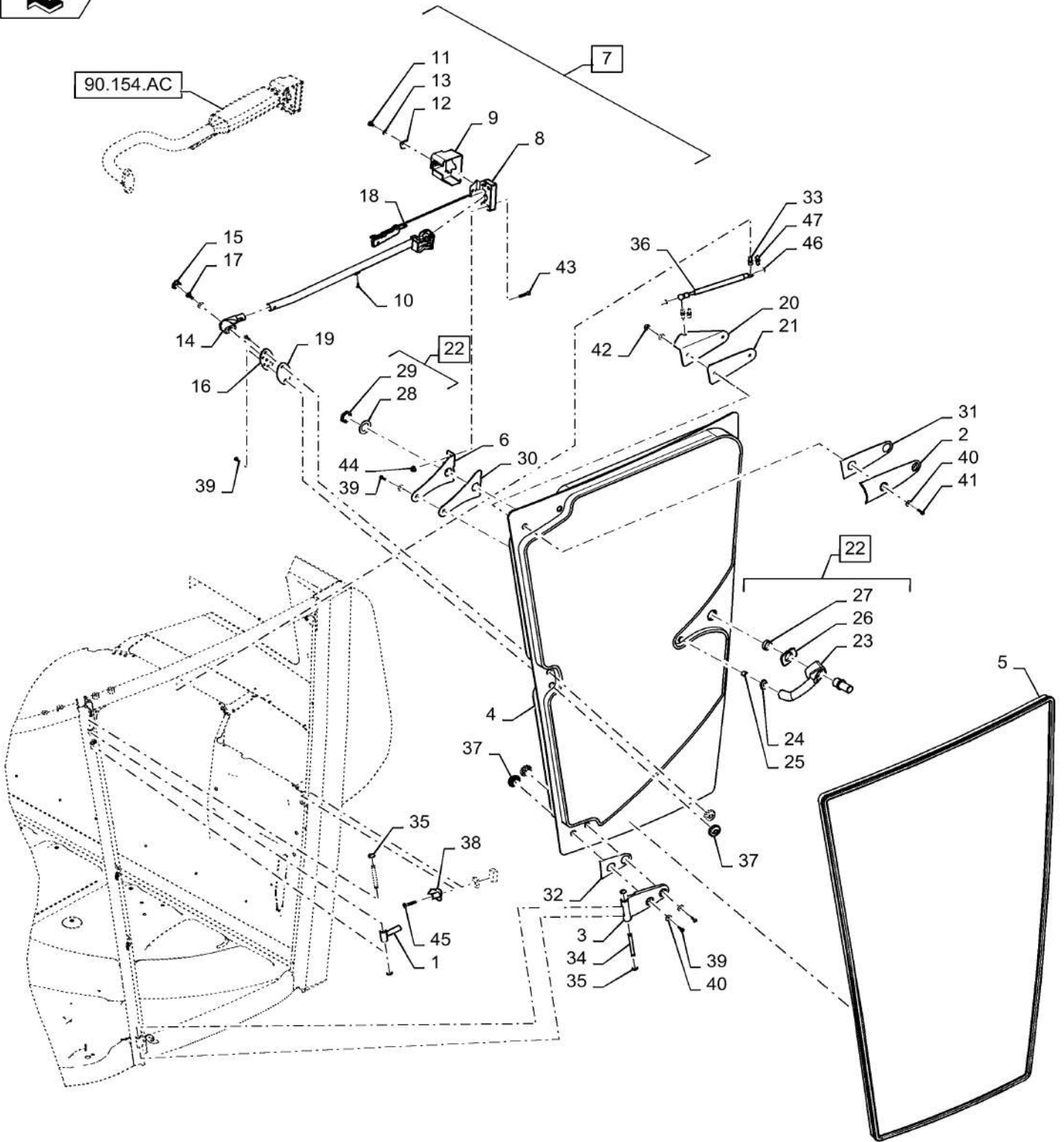
90.154.AA

02

p1

10/201
3

LH CAB DOOR



90.154.AA

02

p1

10/201
3**LH CAB DOOR**

REF FN	PART NUMBER	YR/SN	QTY DESCRIPTION
1	84607170		1 HINGE Upper
2	84061311		1 HINGE Outer Upper Plate
3	84061312		1 HINGE Lower
4	87282168		1 CAB GLASS Operators Left
5	84057848		1 SEAL Door
6	84320292		1 BRACKET Inner Rear
7	84067947		1 DOOR HANDLE Luxury, Incl 8 - 13, 18
7	87019889		1 HANDLE Deluxe, Incl 8 - 19
8	86520782		1 LATCH Door
9	84320301		1 HANDLE Door
10	86585711		1 SCREW Pan, M6 x 10mm, Cl 4.8
11	44317		1 SCREW Cross Pan Hd, M8 x 16
12	84320299		1 CAP COVER Black
13	86511315		2 WASHER M8 x 16 x 1.6
14	87335130		1 END FITTING Securing End
15	87335132		1 CAP Black
16	87335131		1 END PLATE Securing End
17	86585704		1 SCREW M8 x 25mm, Gr 4.8
18	84067944		1 COVER Latch
19	87335129		1 GASKET Handle To Glass
20	84569510		1 BRACKET Upper, Inside
21	87360671		1 SEAL PROTECTION Hinge To Glass Upper
22	87280263		1 KIT Locking Handle, Incl 23 - 29
23	87280262		1 LOCKING HANDLE LH
24	86531231		1 GASKET Small End To Glass
25	84989696		1 SPACER Small End To Glass
26	86521017		1 GASKET Handle To Glass Outer
27	84064278		1 SPACER Large End
28	84989694		1 WASHER Inside, Large End
29	84989695		1 NUT M28
30	87360675		1 SEAL PROTECTION Handle, Inner Glass
31	84057937		1 SEAL PROTECTION Hinge, Outside, Upper

7230 8230 9230

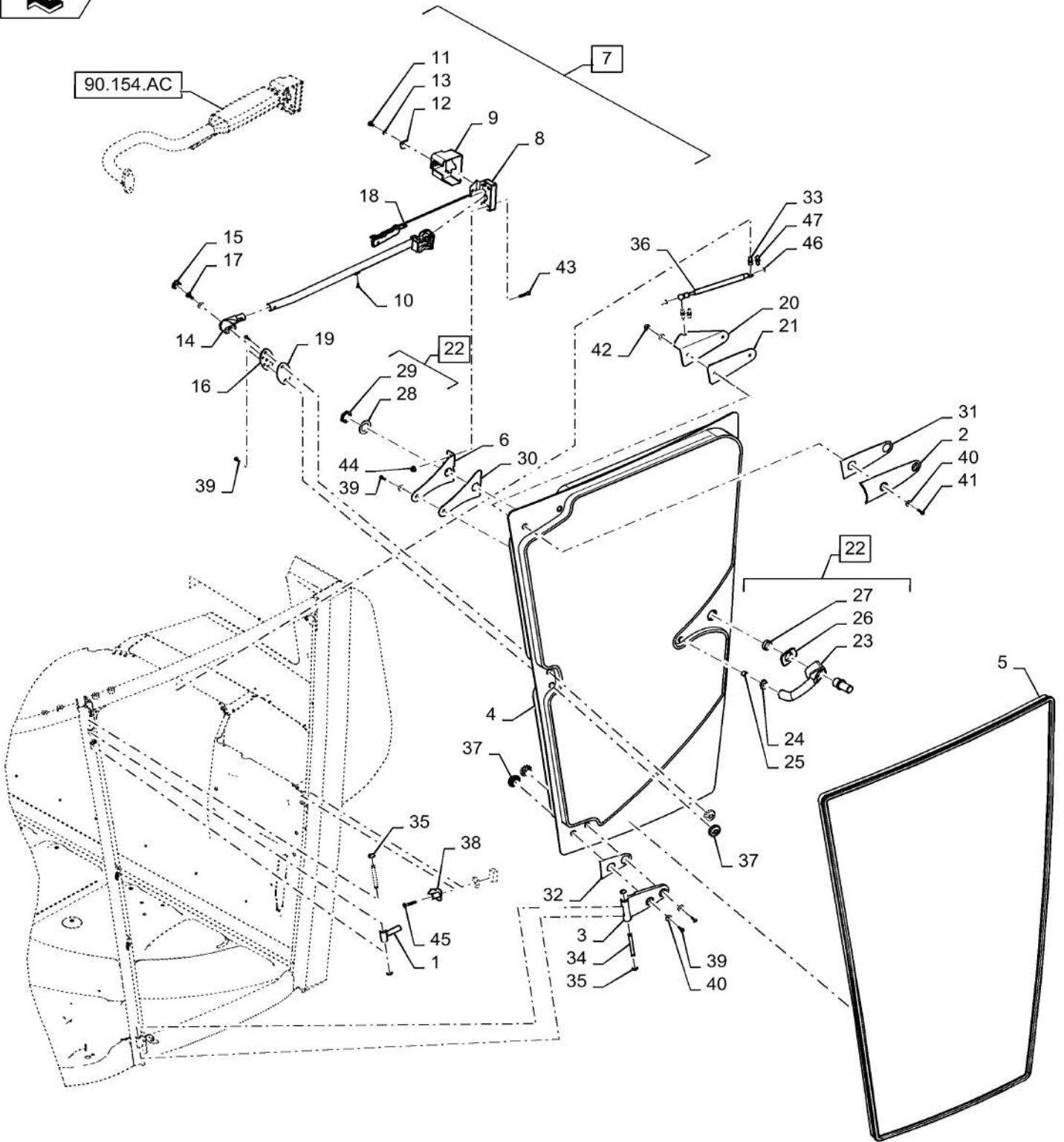
90.154.AA

02

p2

10/201
3

LH CAB DOOR



90.154.AA

02

p2

10/201
3**LH CAB DOOR**

REF FN	PART NUMBER	YR/SN	QTY DESCRIPTION
32	84057936		1 SEAL PROTECTION Hinge, Outside, Lower
33	9706807		2 BALL STUD To Strut
34	84607358		2 PIN Hinge
35	431021		4 SPECIAL WASHER Bottom Of Hinge
36	84320293		1 GAS STRUT
37	86531235		4 BUSHING Outer Glass To Inside Handle
38	47432363		1 GUARD Bumper, Steel
39	84073086		5 LOCK BOLT Cross, Rd Hd, M6 x 20
40	86639315		7 WASHER 6.60mm ID x 18mm OD x 1.60mm 6.6mm X18mm X 1.6mm
41	84007540		2 SCREW Pan, M6 x 25mm
42	86500656		2 LOCK NUT M6 x 1, CI 8
43	300352		2 SCREW Hex Flat Hd, M8 x 40, 4.8
44	87681210		3 FLANGE NUT Hex, M8, CI 10
45	84569274		1 SCREW Hex M8 X 1.25 CI 10
46	86999310		2 CLIP Retainer, 13mm
47	82000409		2 BALL STUD Pivot
			7230 8230 9230

90.154.AC

01

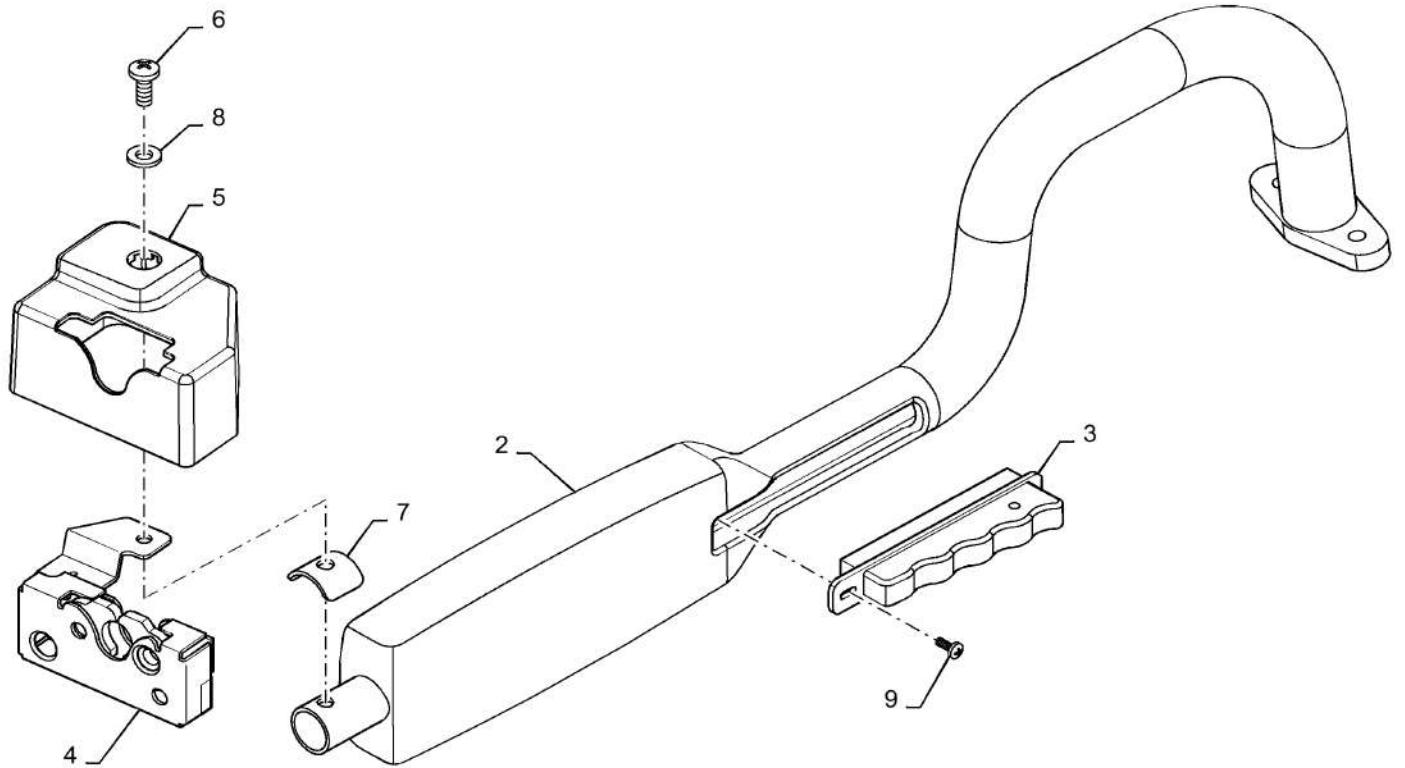
p1

10/201
3

HANDLE, LUXURY CAB



1



90.154.AC

01

p1

10/201
3**HANDLE, LUXURY CAB**

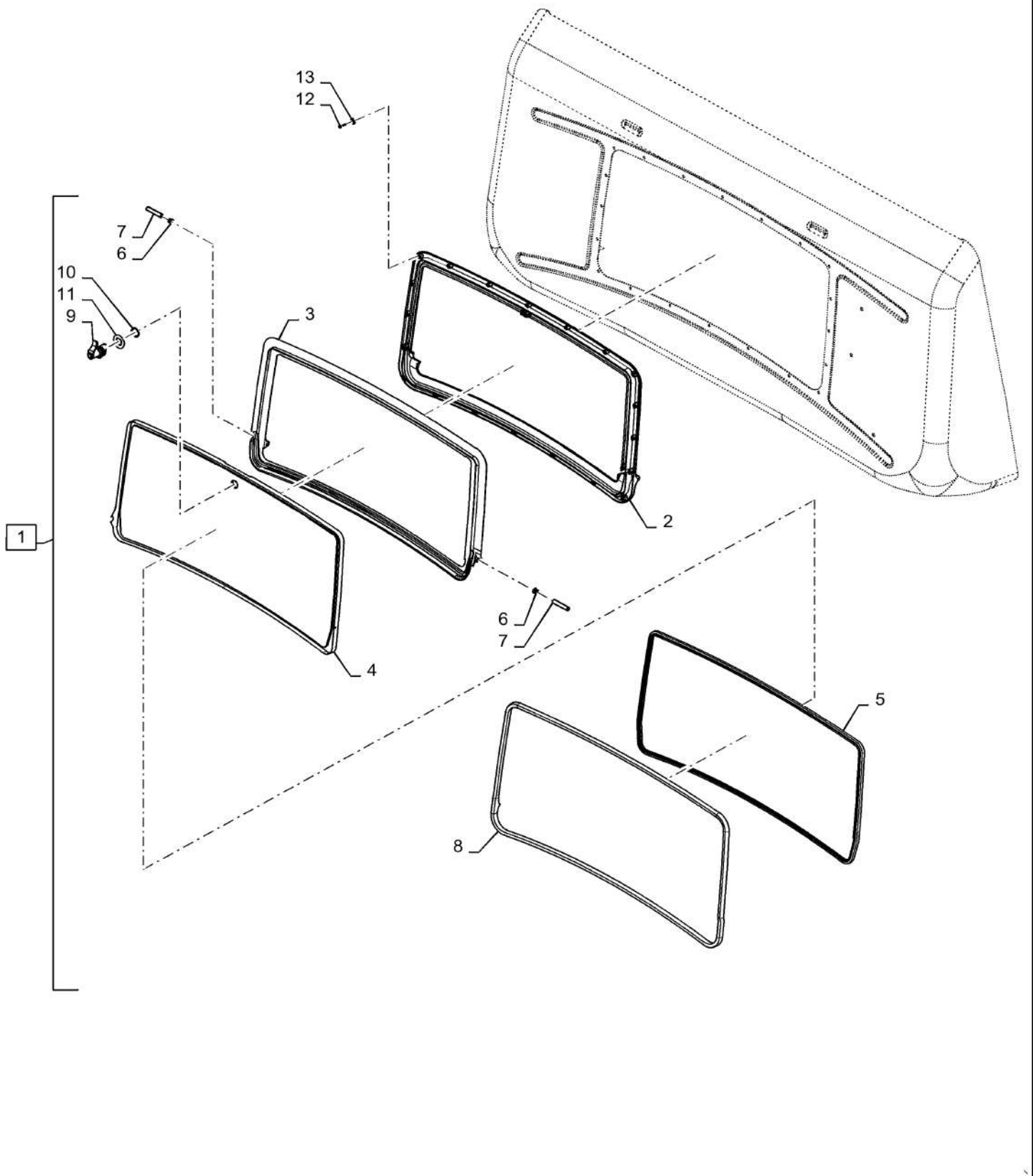
REF FN	PART NUMBER	YR/SN	QTY DESCRIPTION
1	84067947		1 DOOR HANDLE Luxury, Incl 2 - 9
2	86521008		1 HANDLE Grab Handle, LH
3	84320301		1 HANDLE Inner Handle
4	86520782		1 LATCH
5	84067944		1 COVER Latch
6	44317		1 SCREW Cross Pan Hd, M8 x 16
7	84320299		1 CAP COVER Half Moon
8	86511315		1 WASHER M8 x 16 x 1.6
9	86585711		1 SCREW Pan, M6 x 10mm, Cl 4.8
			7230 8230 9230

90.156.AB

p1

10/201
3

REAR WINDOW



REAR WINDOW

REF FN	PART NUMBER	YR/SN	QTY DESCRIPTION
1	47406022		1 WINDOW Rear Window, Incl 2 - 11
2	47405343		1 WINDOW FRAME Outer
3	84555896		1 WINDOW FRAME Inner
4	84555903		1 GLASS Rear Window
5	84555905		AR RUBBER SEAL Bulb, 2.33M Long
6	84561230		2 PLUG Push In, Wheat
7	84561226		2 PIN 8mm OD, 45mm Long
8	9501985		AR SEALING STRIP Rubber
9	84555904		1 LOCK Twist
10	84564282		1 SEAL Glass
11	84606473		1 PLATE Lock Mounting
12	84404455		20 SCREW Spcl Tap, Rd Wshr Hd Torx, M3.5 x 12mm 3.5 X 12 RWHD TORX
13	47383775		20 SEALING RING Used With Screw 84404455
			5130 6130 7130 7230 8230 9230

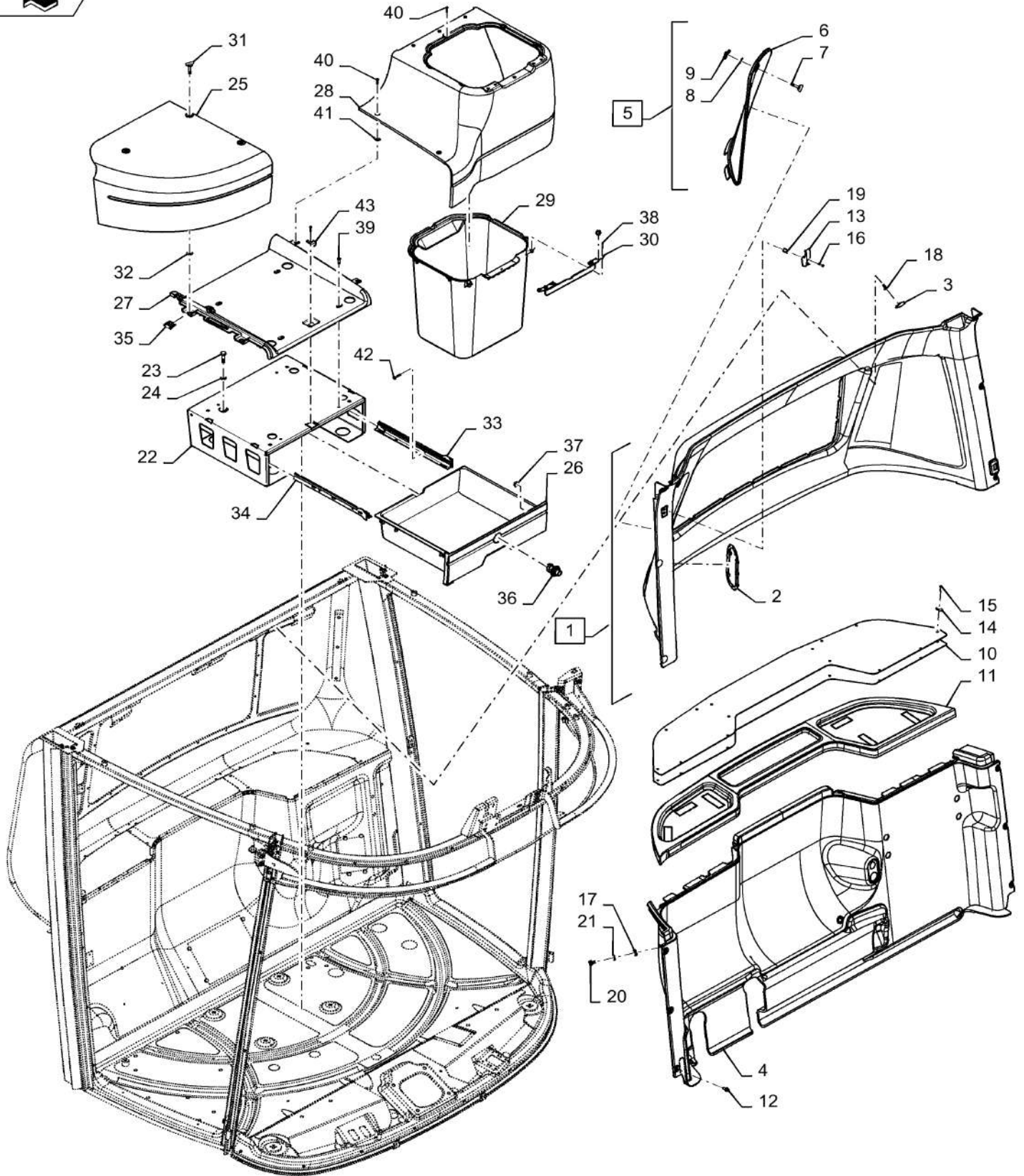
90.160.AH

01

p1

10/201
3

REAR LINERS, NO STORAGE



REAR LINERS, NO STORAGE

REF FN	PART NUMBER	YR/SN	QTY DESCRIPTION
1	47428119		1 LINER Upper Rear, Wheat, Incl 2 - 3
2	47400062		1 PLATE Operators Right, Ring For Ignition Panel
3	47435270		3 CLIP Fir Tree Fastener
4	47435262		1 LINER Rear, Lower
5	47422229		1 COVER ASSY Incl 6 - 9
6	84565264		1 PANEL Fuse
7	84576359		1 PLUG Quarter Turn Lock
8	84576365		1 RETAINER Quarter Turn Lock
9	84576335		1 LOCK Quarter Turn Receiver
10	84562813		1 REINFORCEMENT Rear Deck
11	47499164		1 LID Cover
12	84563392		12 PLUG Push Plug, Phillips Head
13	86520824		1 HOOK Coat
14	47395852		14 SPRING NUT 4.8mm X 30mm X .7mm
15	86900238		14 SELF-TAP SCREW Cross Pan Hd, #10 x 3/4"
16	86511042		2 SCREW Pan, M4 x 0.5 x 16mm
17	84563251		3 PLUG M4 X 25mm
18	93199C1		3 FASTENER Rathchet
19	87551419		2 CONTROL NUT M4 Well Insert
20	87532870		3 THREADED INSERT M4 Well Locking Insert
21	10519604		3 WASHER M8 x 17 x 2
22	47415393		1 SUPPORT Seat
23	9706704		4 BOLT Hex, M10 x 1.5 x 35mm, Cl 8.8, Full Thd
24	86511323		4 WASHER M10 x 20 x 2
25	84577164		1 COVER Corner, Wheat
26	84546825		1 TRAY Under Seat
27	84546257		1 COVER Wheat
28	84547127		1 PEDESTAL Seat
29	84547153		1 TRAY Under Seat
30	84547155		1 BRACKET Support
			5130 6130 7130 7230 8230 9230

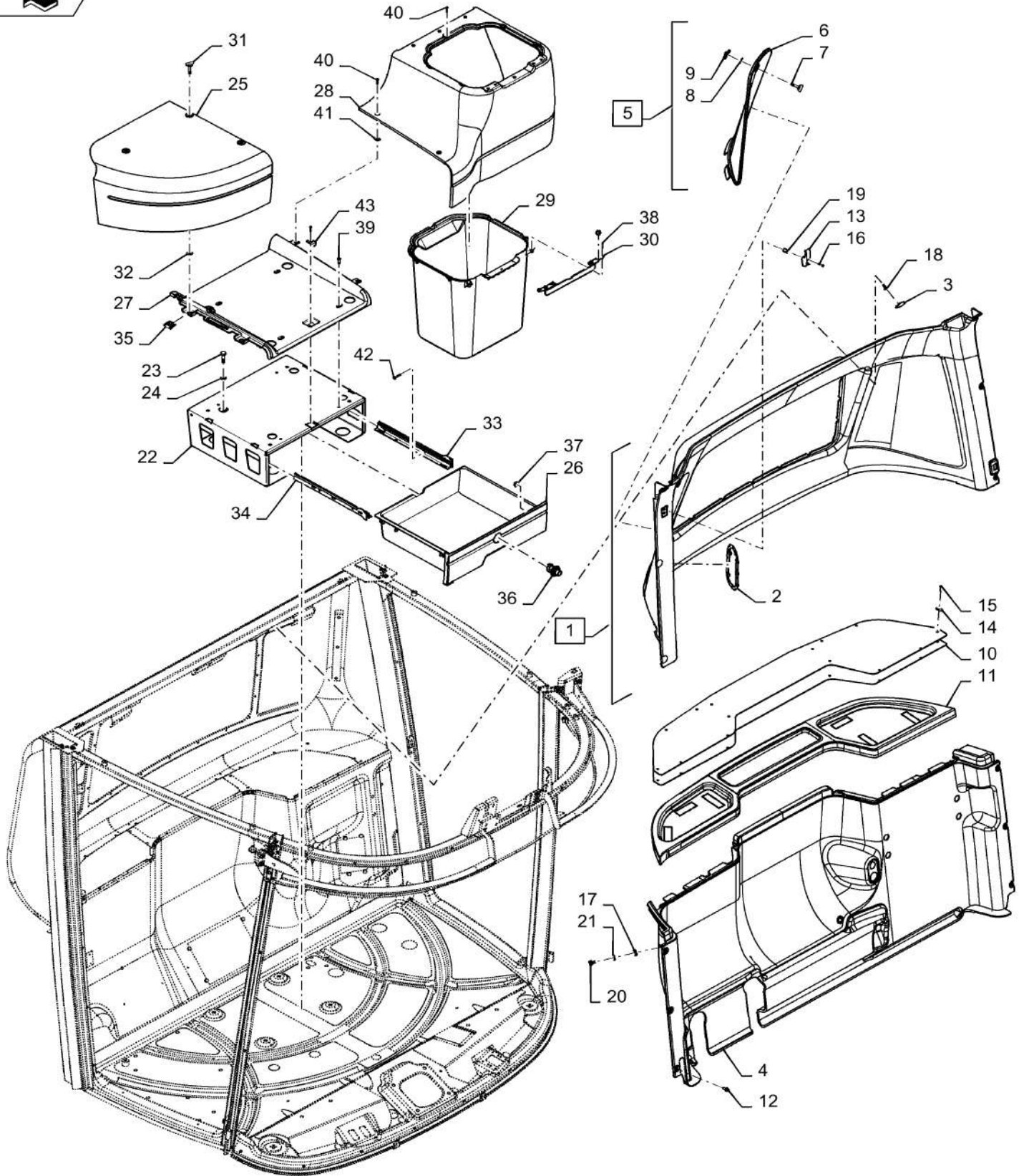
90.160.AH

01

p2

10/201
3

REAR LINERS, NO STORAGE



90.160.AH

01

p2

10/201
3**REAR LINERS, NO STORAGE**

REF FN	PART NUMBER	YR/SN	QTY DESCRIPTION
31	84577132		3 PLUG Quarter Turn Lock
32	84576365		3 RETAINER Quarter Turn Lock
33	84393181		1 GUIDE Drawer Slide
34	84404363		1 GUIDE Drawer Slide
35	84576335		3 LOCK Quarter Turn Receiver
36	84402856		1 LOCK Quarter Turn
37	84553150		2 BUMPER Rubber
38	{47391906}		13 TAPPING, 3.5X12 RWHD TRX
39	84187819		4 SCREW M6 X 12 FLAT FULL TORX
40	47399711		5 SCREW HEX SOC, M5X20 FLAT 8.8
41	14371071		5 SPRING NUT M5, U, 20.3mm long
42	86555127		4 SCREW Flat , M4 x 20mm, CI 4.8
43	84553364		1 BRACKET Support
			5130 6130 7130 7230 8230 9230

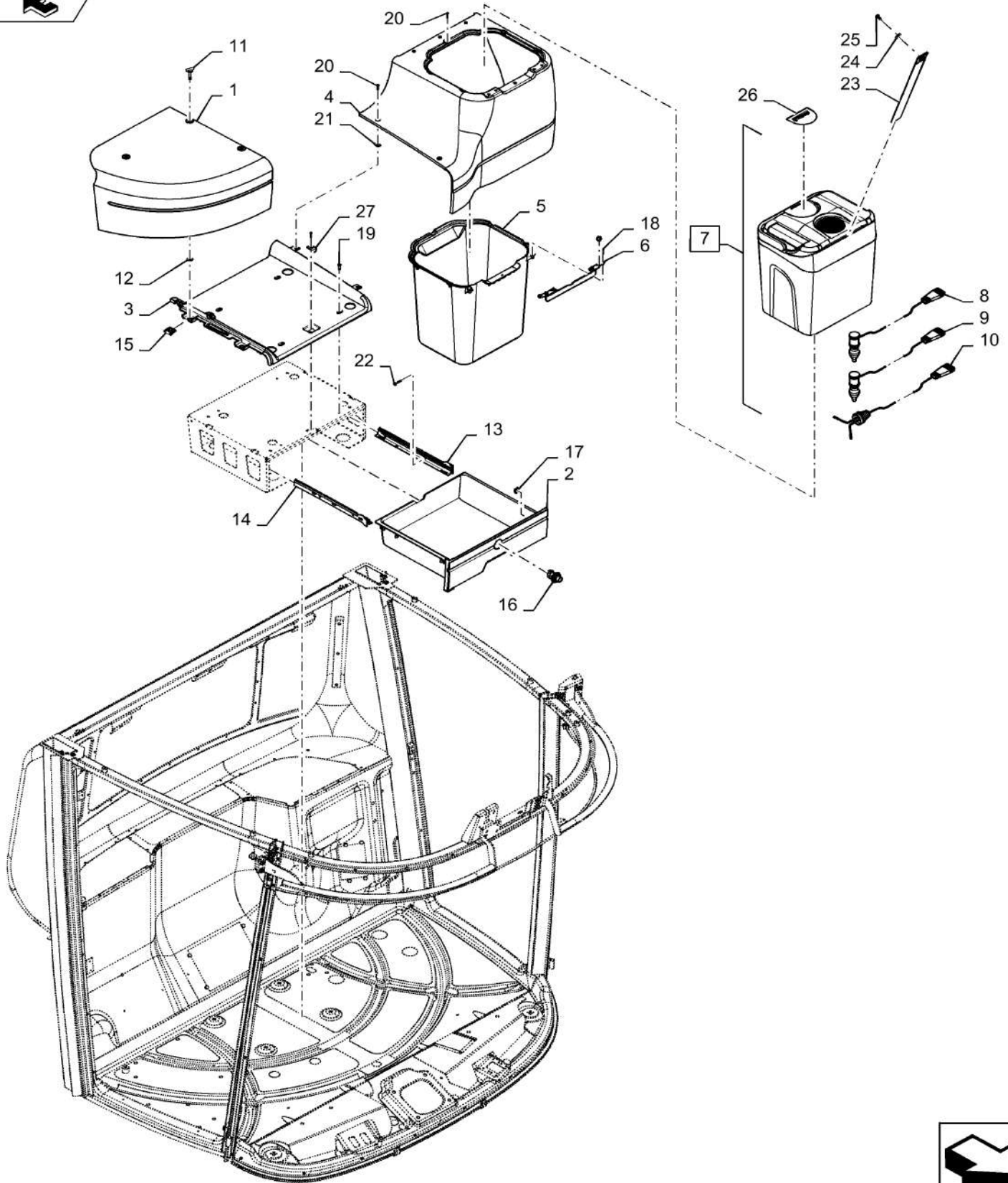
90.160.AH

02

p1

10/2013

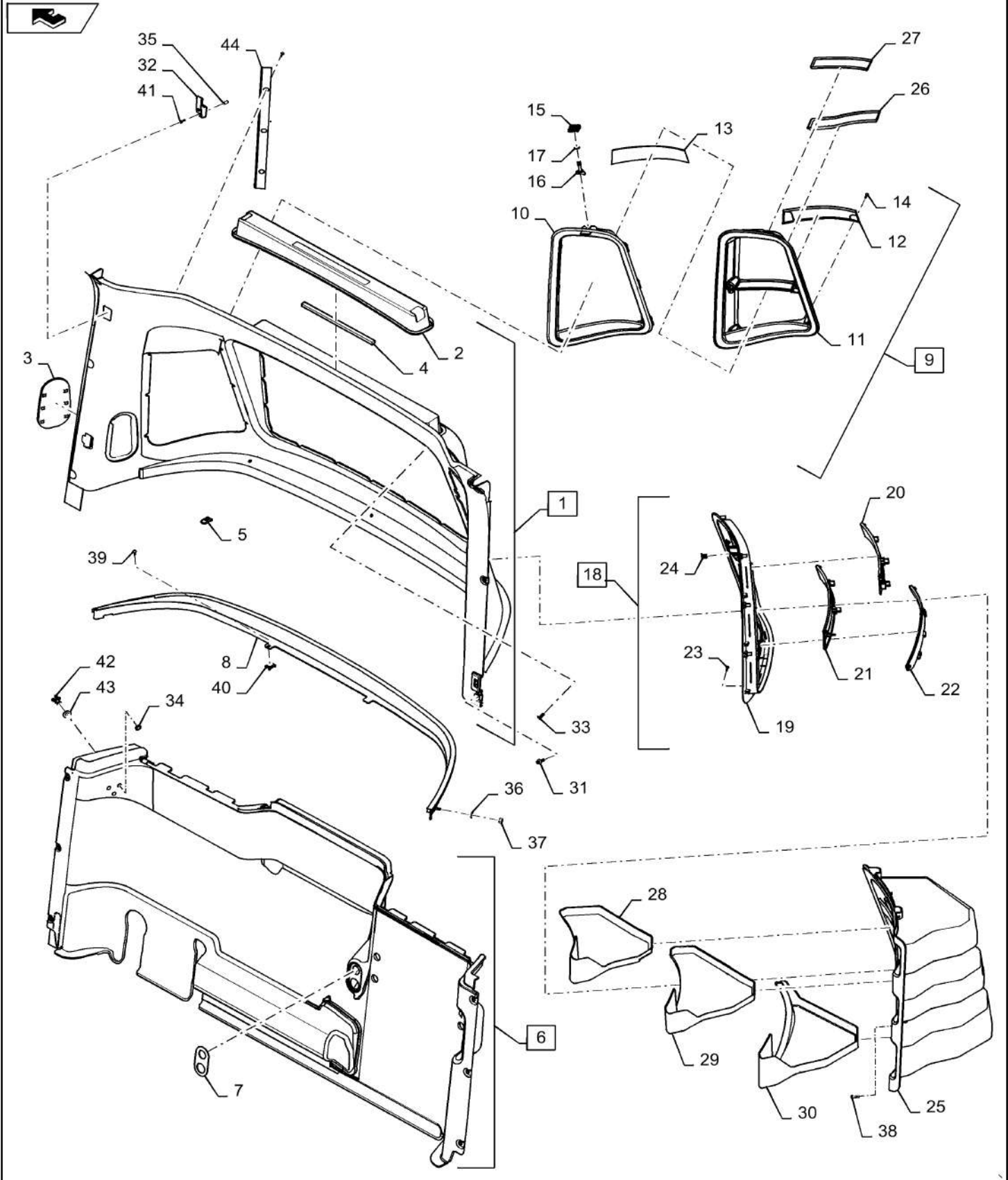
CAB STORAGE BOX, DELUXE CAB/LUXURY CAB



CAB STORAGE BOX, DELUXE CAB/LUXURY CAB

REF FN	PART NUMBER	YR/SN	QTY DESCRIPTION
1	84577164		1 COVER RH Rear, Floor
2	84546825		1 TRAY Under Operators Seat
3	84546257		1 COVER Seat Trim
4	84547127		1 PEDESTAL Instruction Seat
5	84547153		1 TRAY Removable
6	84547155		1 BRACKET Support, LH
7	84367344		1 COOLER Cool Box, Incl 8 - 10
8	47443925		1 WIRE CONNECTOR Male 12V Plug In, 2 Term To Cool Box, 450mm Long
9	47443926		1 WIRE CONNECTOR Male 12V Plug In, 2 Term To Cool Box, 1000mm Long
10	47443927		1 WIRE CONNECTOR Hard Wired Plug In For Cool Box- 2 Wire Connector End To Box , 250mm Long
11	84577132		3 PLUG Quarter Turn Lock
12	84576365		3 RETAINER Quarter Turn Lock
13	84393181		1 GUIDE LH Slide, Under Seat Tray
14	84404363		1 GUIDE RH Slide, Under Seat Tray
15	84576335		3 LOCK Quarter Turn Receiver
16	84402856		1 LOCK Drawer
17	84553150		2 BUMPER Rubber
18	{47391906}		13 Tapping, 3.5mm X 12mm
19	84187819		8 SCREW Flat Head 36 X 12 Torx
20	47399711		5 SCREW Hex, M5 X 20mm Flat
21	14371071		9 SPRING NUT M5, U, 20.3mm long
22	86555127		4 SCREW Flat , M4 x 20mm, Cl 4.8
23	84546530		1 STRAP Instruction Seat
24	12646601		1 WASHER M6 x 15 x 1.5
25	15903801		1 SELF-TAP SCREW Tapping Pan 4.8mm X 13mm
26	47398712		1 DECAL Case IH, Adheres To Cooler Box
27	84553364		1 BRACKET Underseat
			5130 6130 7130 7230 8230 9230

REARLINERS, STORAGE, LUXURY CAB

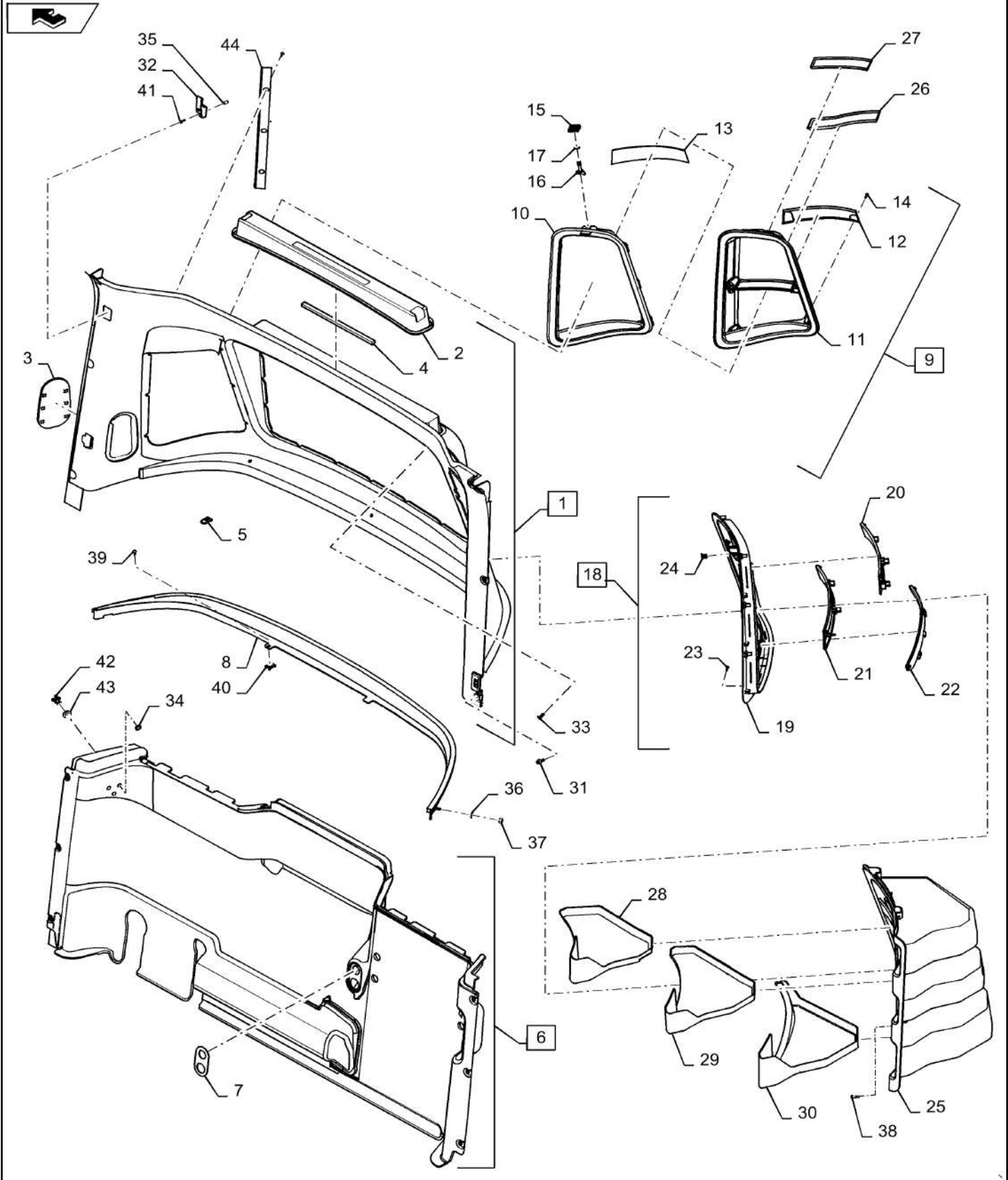


REARLINERS, STORAGE, LUXURY CAB

REF FN	PART NUMBER	YR/SN	QTY DESCRIPTION
1	47427856		1 LINER Rear Upper, Wheat, Incl 2 - 5
2	84545797		1 COVER Upper Window, Rear
3	47400062		1 PLATE Ignition Panel Mount
4	9501985		1 SEALING STRIP Bulb, 2.33M Long
5	47435270		3 CLIP Retaining
6	47435262		1 LINER Lower Rear, Incl 7
7	47435265		1 REINFORCEMENT Harness Entry
8	84577647		1 BEZEL Rear Trim, Wheat
9	47404666		1 COVER Operators Right Rear, Incl 10 - 17
10	84545927		1 COVER Retainer Ring
11	47404663		1 COVER Storage Compartment
12	47404669		1 COVER Upper, Wheat
13	47404671		1 COVER Lower, Wheat
14	84404455		6 SCREW Spcl Tap, Rd Wshr Hd Torx, M3.5 x 12mm 3.5X12 HWHD Torx
15	84576335		1 LOCK Quarter Turn Receiver
16	84576359		1 PLUG Quarter Turn Receiver
17	84576365		1 RETAINER Quarter Turn Lock
18	47404653		1 COVER 3 Tier, Wheat, Incl 19 - 24
19	47404655		1 COVER Trim Ring, Wheat
20	47404659		1 COVER Upper, Wheat
21	47404661		1 COVER Middle, Wheat
22	47404679		1 COVER Lower, Wheat
23	{84492991}		20 3.5 X 20 RWHD Torx
24	47406156		6 SPRING CLIP Retainer
25	47400104		1 COVER 3 Tier Compartment
26	84564593		1 MAT Lower, 2 Tier
27	84564590		1 MAT Upper, 2 Tier
28	84564480		1 MAT Upper, 3 Tier
29	84564481		1 MAT Middle, 3 Tier
30	84564478		1 MAT Lower, 3 Tier
31	84563392		12 PLUG Push, Phillips Screw In
32	86520824		1 HOOK Coat

5130 6130 7130 7230
8230 9230

REARLINERS, STORAGE, LUXURY CAB



90.160.AH

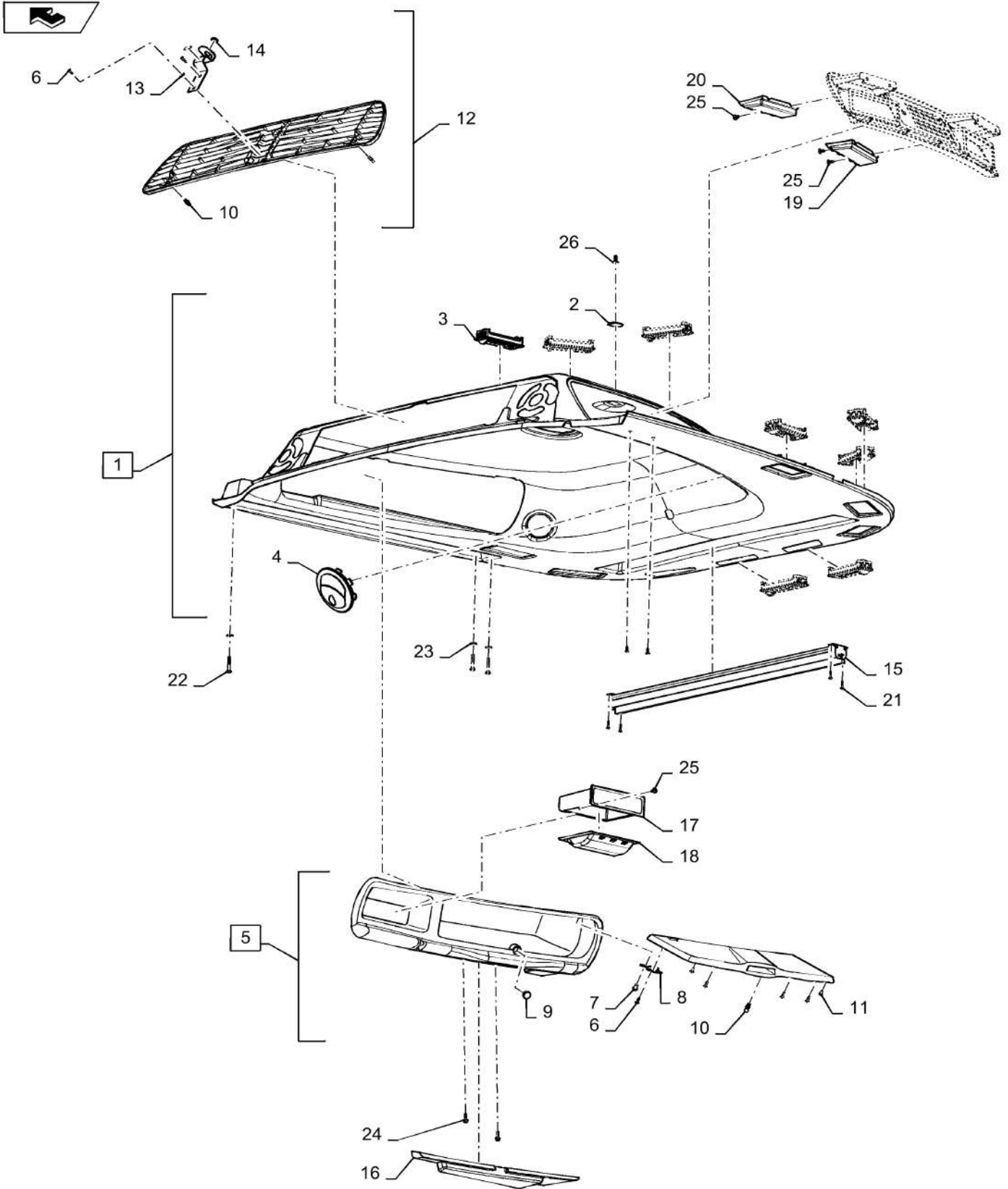
03

p2

10/201
3**REARLINERS, STORAGE, LUXURY CAB**

REF FN	PART NUMBER	YR/SN	QTY DESCRIPTION
33	93199C1		3 FASTENER Ratchet
34	84563251		3 PLUG Wheat, Mushroom
35	87551419		2 CONTROL NUT M4 Well Nut
36	14496301		5 WASHER Flat, 5.30mm ID x 10.00mm OD x 1.00mm, R40, ZND
37	12574115		5 NUT M5
38	84073086		1 LOCK BOLT Cross, Rd Hd, M6 x 20
39	725479		2 SELF-TAP SCREW Cross Pan Hd, M4.8 x 13
40	47395852		2 SPRING NUT 4.8mm X 30mm X.7mm
41	86511042		2 SCREW Pan, M4 x 0.5 x 16mm
42	87532870		3 THREADED INSERT M4 Well
43	10519604		3 WASHER M8 x 17 x 2
44	47438202		1 BRACKET Support
			5130 6130 7130 7230 8230 9230

HEADLINER



HEADLINER

REF FN	PART NUMBER	YR/SN	QTY DESCRIPTION
1	47435251		1 HEADLINER Bonded, Incl 2 - 4
2	47435270		8 CLIP Fir Tree
3	87568777		8 DIFFUSER Vent, Rectangular
4	47435255		2 LOUVER Round Vent
5	84541678		1 BEZEL Incl 6 - 11
6	47363725		12 SCREW TAPPING, PAN NO.7 19X.5 IN
7	14644190		4 RIVET M3.9mm X 11.1mm
8	84541688		2 HINGE Upper Door
9	84570383		1 LATCH Door
10	84570379		3 STUD Ball
11	84554313		2 DOOR Bezel, Upper
12	47427863		1 GRILLE Vent, Incl 6, 10, 13 - 14
13	87698783		1 WASHER 5.3mm X 8.9mm X 1.2mm
14	117963		1 GROMMET 1/2" ID x 1 1/16" x .062"
15	84413773		1 SUNSHADE Front
16	84592636		1 TRAY Storage, Removable
17	84572256		1 BOX Storage, LH
18	84572243		1 INSERT Storage, LH
19	84360598		1 INSERT Upper, RH, Front
20	84360599		1 INSERT Upper, RH, Rear
21	86511824		4 SCREW Pan, M4 x 0.7 x 20mm, Cl 4.8
22	86050251		4 SCREW Pan Cross Recess Phillips, M4 x 0.7 x 25mm, Cl 4.8
23	86639315		4 WASHER 6.60mm ID x 18mm OD x 1.60mm 6.6mm X 18mm X 1.6mm
24	87675531		3 BOLT FLANGE M6X20 FULL 10.9
25	104033C2		5 SELF-TAP SCREW Cross Wash Hd, M4.8 x 19, Coated
26	93199C1		8 FASTENER Ratchet

5130 6130 7130 7230
8230 9230

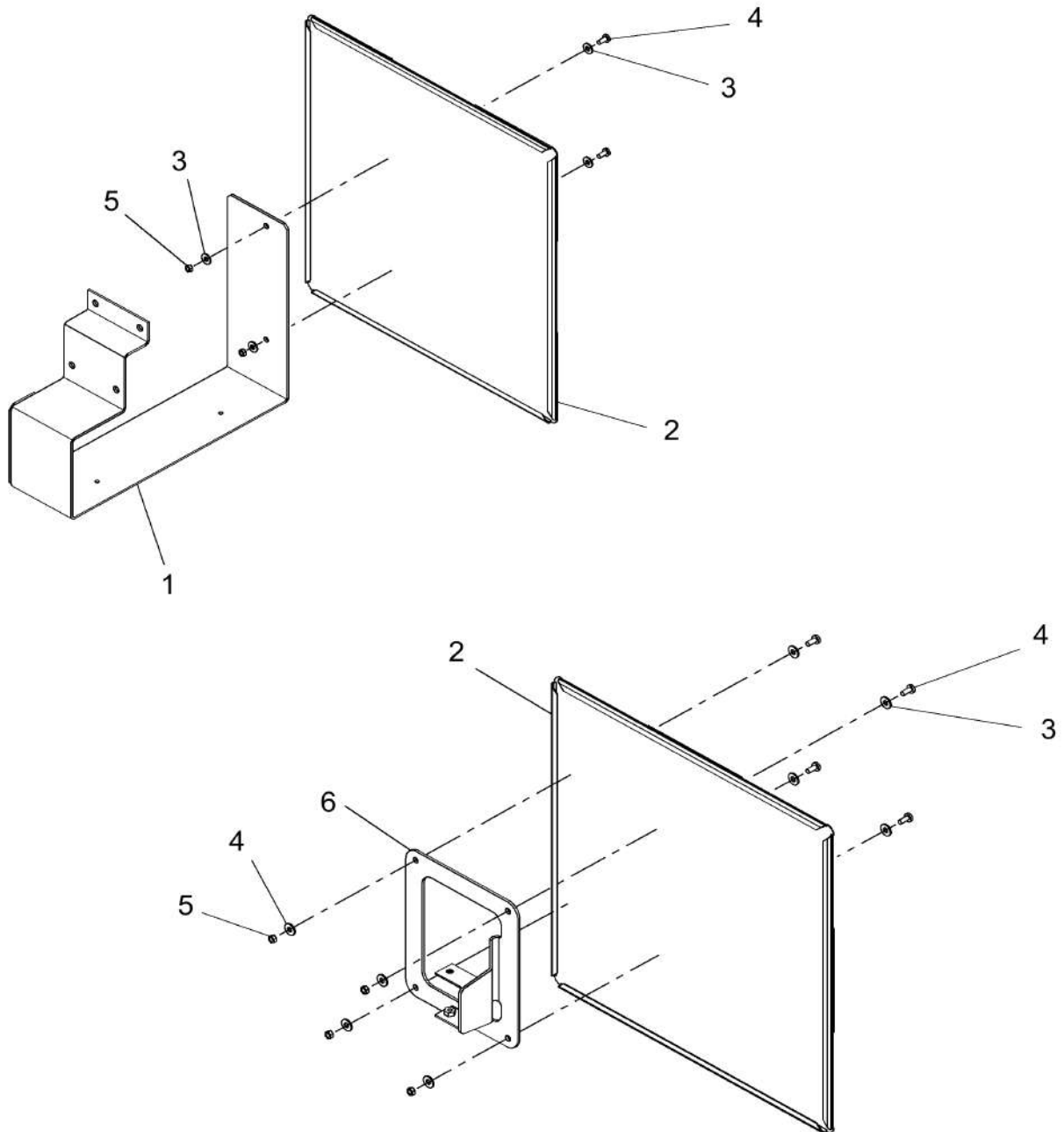
90.160.BC

01

p1

10/201
3

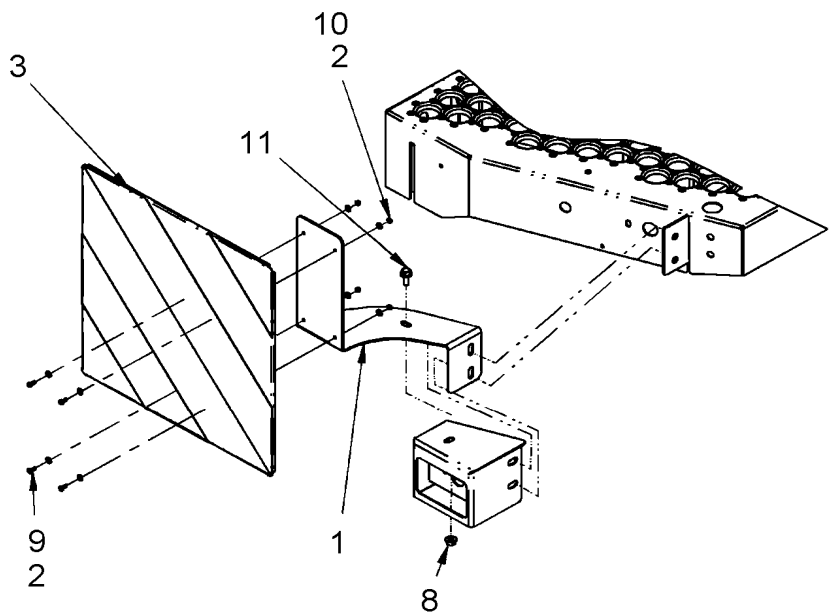
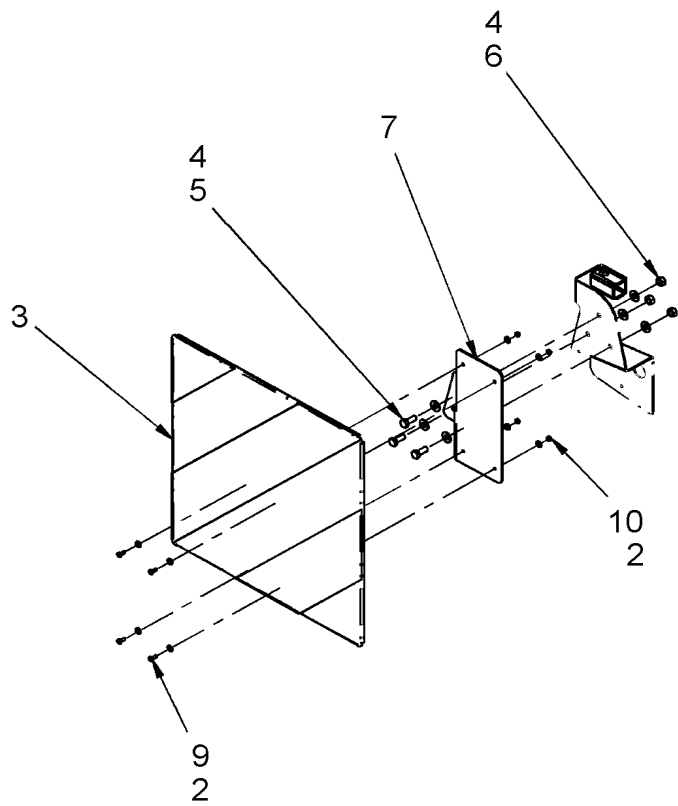
SIGNAL PLATES, REAR - EU - 72/82/9230



SIGNAL PLATES, REAR - EU - 72/82/9230

REF FN	PART NUMBER	YR/SN	QTY DESCRIPTION
	87530962		1 DIA KIT, HARVESTER Platform Extension, 250MM, NA And ANZ Only, See Page 90.118.09
	87530963		1 DIA KIT, HARVESTER Platform Extension, 500MM, NA And ANZ Only, See Page 90.118.09
	87530964		1 DIA KIT, HARVESTER Platform Extension, 750MM, NA And ANZ Only, See Page 90.118.09
	87530965		1 DIA KIT, HARVESTER Platform Extension, 250MM, EU Only, See Page 90.118.09
	87530966		1 DIA KIT, HARVESTER Platform Extension, 500MM, EU Only, See Page 90.118.09
			7230 8230 9230

SIGNAL PLATES, FRONT - EU - 72/82/9230



90.160.BC

02

p1

10/201
3**SIGNAL PLATES, FRONT - EU - 72/82/9230**

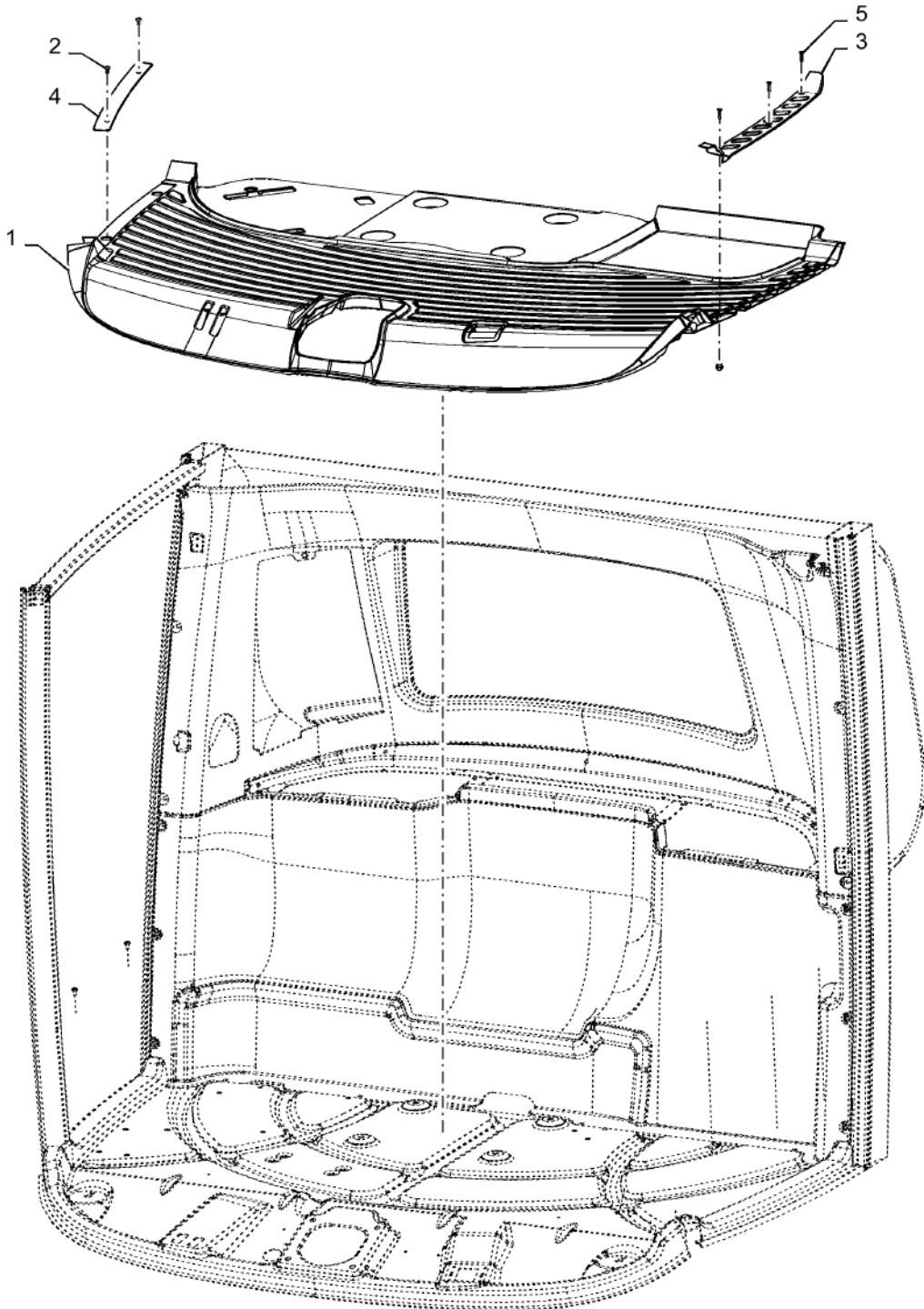
REF FN	PART NUMBER	YR/SN	QTY DESCRIPTION
1	84146825		1 BRACKET L.H.
2	322355		16 BELLEVILLE WASHER Belleville, M4
3	84607381		2 PLATE
4	322358		6 BELLEVILLE WASHER M8
5	120104		3 BOLT Hex, M8 x 1.25 x 20mm, CI 8.8, Full Thd
6	9706690		3 NUT Hex, M8, 1.25mm Pitch, 6.80mm High, CI 8, ZND
7	87494228		1 BRACKET R.H.
8	86505868		1 SERRATED NUT M8, Flg Ser
9	385683		8 BOLT Hex, M4 x 0.7 x 10mm, CI 8.8, Full Thd
10	100012		8 NUT M4, CI 8
11	86511479		1 BOLT Hex Flg, M8 x 20mm
			7230 8230 9230

90.160.BI

p1

10/201
3

FLOOR MAT



90.160.BI

p1

10/201
3

FLOOR MAT

REF FN	PART NUMBER	YR/SN	QTY DESCRIPTION
1	{47470773}		1 Rubber
2	1321447C1		1 SELF-TAP SCREW Cross Pan Hd, 1/4"-20 x 1/2"
3	47399439		1 PLATE Stainless Brushed
4	47401415		1 PLATE Threshold Plate
5	47365943		3 SCREW M6 X 25 Flat Head

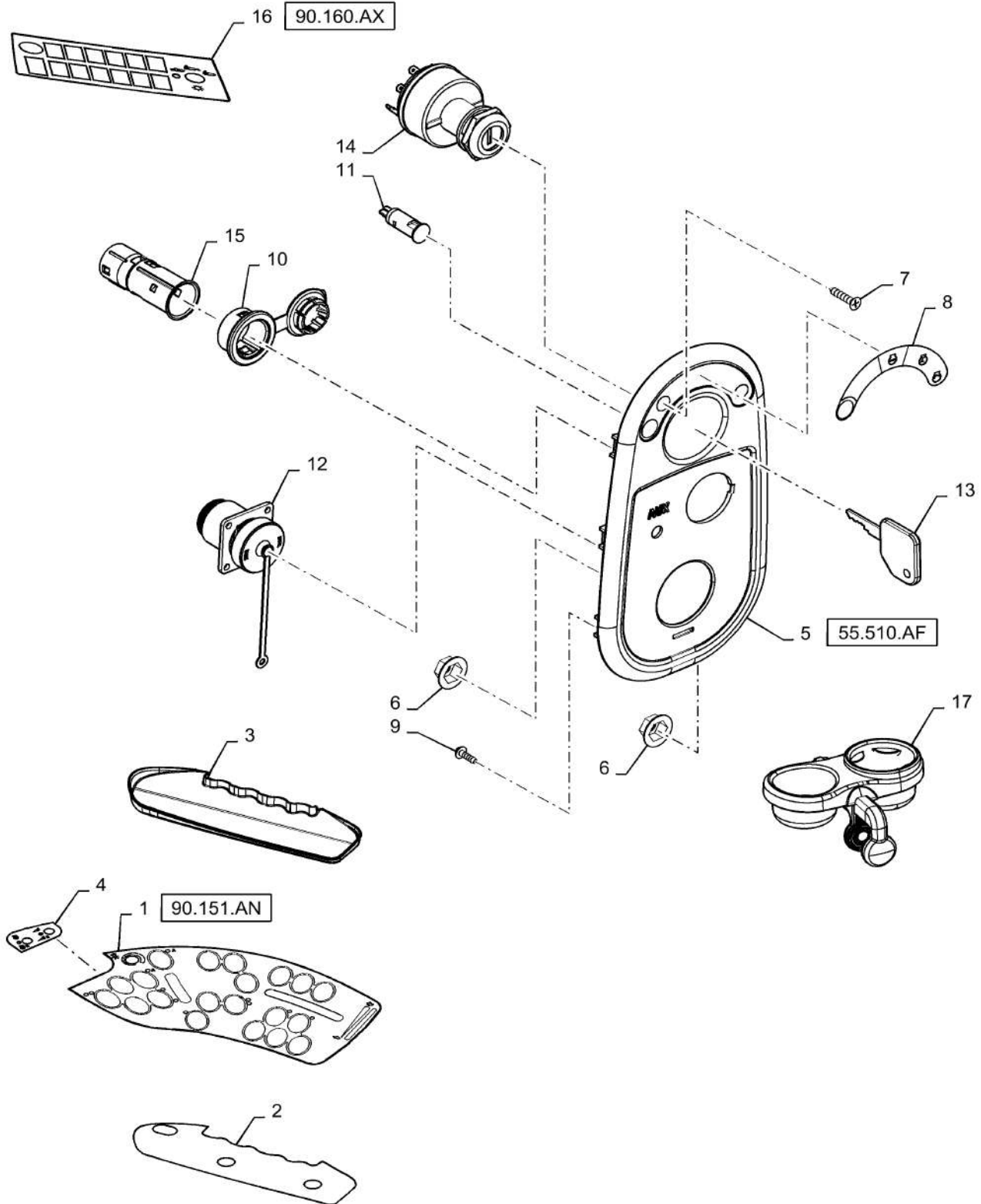
7230 8230 9230

90.160.BL

p1

10/201
3

CAB, DELUXE & LUXURY FINISHING



CAB, DELUXE & LUXURY FINISHING

REF FN	PART NUMBER	YR/SN	QTY DESCRIPTION
1	{}		
1	84549233		1 DECAL Console, Deluxe Cab, Black and White
1	{47467606}		1 Console, Luxury Cab, Carbon Fiber
2	{47466628}		1 Console, Inner Armrest, Deluxe And Luxury Cabs
3	84528919		1 PAD Under Console Armrest, Deluxe and Luxury Cabs
4	47391986		1 DECAL Separatator/Feeder Switch, Deluxe and Luxury Cabs
5	84563625		1 PANEL Ignition Switch/Power Outlet/Implement Socket
6	86625060		1 PUSH-ON NUT Self, Threading, 1/4"
7	15916007		1 SELF-TAP SCREW Tap, Phil Flat Hd Csk, M3.5 x 19mm
8	84403170		1 DECAL Engine Heater
9	84404455		1 SCREW Spcl Tap, Rd Wshr Hd Torx, M3.5 x 12mm
10	84556691		1 COVER Dust, 12V Socket
11	47056319		1 WARNING LIGHT LED, PTO Yellow
12	84596569		2 WIRE HARNESS 3-Way Implement Socket
13	47457834		2 IGNITION KEY Ignition Key
14	87281750		1 IGNITION SWITCH Start
15	388812A1		1 OUTLET 12V, 10A
16	{84379141}		1 Control Panel, Deluxe Cabs
16	47395906		1 DECAL Control Panel, Luxury Cabs
17	47401102		1 TRIM PANEL Cupholder
			7230 8230 9230

ALPHABETICAL INDEX	FIGURE	SEQ.
12/24V CONVERTER- MODULE EQUALIZER(55.100.18)	55.640.AG	01
ACCUMULATOR - RIDE CONTROL(35.701.01)	35.300.BQ	
ADJUSTER, CONCAVE T2/T4(49544)	55.628.AP	
ADJUSTER, HYDRAULIC SYSTEM, KNIFE ASSY(49078)	73.230.AK	02
AIR CLEANER(36577a)	10.202.AB	
AIR CONDITIONING UNIT - MOUNTING GROUP(50.200.02)	50.200.AB	03
AIR DAM, LOWER SIEVES(74.118.03 R02)	74.118.AK	
AIR INTAKE/AIR CLEANER 7230 T2(48650)	10.202.AK	01
AIR INTAKE/AIR CLEANER 7230 T4(48672a)	10.202.AK	02
AIR INTAKE/AIR CLEANER 82/9230 T2(48673)	10.202.AK	03
AIR INTAKE/AIR CLEANER 82/9230 T4(48674)	10.202.AK	04
AIRCO UNIT, ATC(50.206.02)	50.200.CG	
ANGLE DRIVE(74.140.06)	74.140.AX	
ANTENNA, BUSINESS BAND(46615)	55.512.AA	02
ARM, LADDER, REAR(51724)	90.118.BL	02
ATC, CAB(45977-1)	50.100.AP	03
AUGER ASSY, CLEAN GRAIN ELEVATOR, STANDARD (51774)	80.101.BI	01
AUGER ASSY, CROSS(48843)	80.180.BL	
AUGER SPRING & CABLE, BUBBLE-UP AUGER DRIVE(80.101.26)	80.101.BO	02
AUTO GUIDANCE-READY, AFS252 COMPLETING EXT(88.430.07)	55.785.AC	
AUTO GUIDANCE-READY, HYDRAULIC VALVE W/PRESSURE RELIEF(88.430.06)	41.432.AE	
AUTO GUIDANCE-READY, STEERING WHEEL SENSOR(88.430.03)	55.680.AL	
AXLE ASSEMBLY FRONT IDLER(48.134.08)	48.134.AA	02
BATTERY SYSTEM(55.100.10)	55.302.AV	
BEARING PLATE(66.101.09 R01)	66.331.AJ	02
BEARING PLATE(66.101.09 R02)	66.331.AJ	03
BEARING SUPPORT, ROTOR(66.101.08)	66.331.AJ	01
BEATER DRIVE (BELT)(66.350.03)	72.350.AH	
BEATER DRIVES(66.350.03 R02)	72.350.AJ	
BEATER, DISCHARGE(66.350.01)	72.350.AF	
BLOWER, CAB(50359)	50.104.AP	02
BOOT, CLEAN GRAIN ELEVATOR(51778)	80.101.AR	05
BOTTOM BOOT, CLEAN GRAIN ELEVATOR(80.101.19)	80.101.AR	03
BOTTOM, GRAIN TANK, HC ()	80.150.AI	05
BOTTOM, GRAIN TANK, STANDARD (51991a)	80.150.AI	04
BOX, BATTERY ASSY(55.301.05 R02)	55.302.AK	
BOX, BATTERY ASSY, STORAGE(55.301.05)	55.302.AH	01
BOX, STORAGE ASSY(55.301.05 R01)	55.302.AH	02
BRACKET, LATCH HOOK, RH, MIDDLE(51709)	90.110.AU	09
BRACKET, LH, SUPPORT, FRONT(51714)	90.110.AU	11
BRACKET, RH, SUPPORT, FRONT(51711)	90.110.AU	10
BRACKET, RUBBER PAD, STOP(55.404.16 R01)	90.110.AU	06
BRACKET, TRIM SUPPORT RHS(55.404.16 R03)	90.110.AU	08
BRACKETS, FRONT SUPPORTING(39.100.06)	39.100.AB	03
BRAKE CALIPER(33.202.06)	33.202.AF	
BRAKE GEARBOX(33.202.07)	33.110.AP	
BRAKE, PEDAL(46620)	33.202.BN	
BRIDGE, H, ASSY(48984)	55.640.BH	01
BRKT, LH LT REAR BUMPER MOUNT ASM(55.404.15 R02)	90.110.AU	03
BRKT, RH REAR & DOOR PROP ROD(55.404.16 R02)	90.110.AU	07
BRKT, TRIM SUPPORT LHS(55.404.15 R03)	90.110.AU	04
BRUSH KIT, ROTARY DUST SCREEN(10.414.14)	10.418.AA	
BUBBLE-UP AUGER (80.101.10 R01)	80.101.BK	
BUBBLE-UP AUGER DRIVE(80.101.25)	80.101.BO	01
BUBBLE-UP TUBE(51784)	80.101.BK	02

CAB FRAME(45915)	90.150.AC	
CAB ROOF ELECTRICAL(48720)	55.510.AH	
CAB ROOF ELECTRICAL(55.510.05)	55.510.AH	
CAB SHELL, ACCESS COVER(46625)	90.150.AD	
CAB STORAGE BOX, DELUXE CAB/LUXURY CAB(46055)	90.160.AH	02
CAB, DELUXE & LUXURY FINISHING(46614a)	90.160.BL	
CAB, ELECTRICAL(48731)	55.510.AF	01
CAB, ROTATING BEACON(46626a)	55.404.AC	01
CABLE, DIFFERENTIAL LOCK(49258)	25.102.AT	02
CHAFF SPREADER, DISC, ASSY(51093)	73.335.AB	01
CHAFF SPREADER, HYDRAULIC LINE, PUMP(51117)	35.796.AC	02
CHAFF SPREADER, HYDRAULIC SYSTEM(51114)	35.796.AC	01
CHAIN ASSY AND FEEDER SLATS(60.105.03)	60.105.AB	
CHAIN, CLEAN GRAIN ELEVATOR(51764a)	80.101.AP	04
CHOPPER BODY ASSY, 28 KNIVES(50832)	73.230.AM	01
CHOPPER BODY ASSY, MAGNACUT, 120 KNIVES()	73.230.AM	02
CLEAN GRAIN ELEVATOR, BOOT, SENSOR, NARROW TRACK	80.101.AR	04
CLEAN GRAIN ELEVATOR, HOUSING()	80.101.AP	05
CLEANING FAN DRIVE MOUNTING(35.910.05)	74.136.AO	
CLEANING FAN DRIVE MOUNTING, NARROW TIRE OPTION(35.910.04 R01)	74.135.AC	
CLEANING FAN(74.130.01 R01)	74.130.AF	
CONCAVES, LARGE WIRE(66.105.02)	66.105.AO	02
CONCAVES, ROUND BAR CORN BEAN(66.105.03)	66.105.AO	03
CONCAVES, ROUND BAR HT(66.105.04)	66.105.AK	01
CONCAVES, SMALL GRAIN HT(66.105.01)	66.105.AO	01
CONCAVES, SMOOTH(66.105.25)	66.105.AK	04
CONDENSER, 7230(50.200.01 R2)	50.200.AK	01
CONDENSER, 8230/9230(50.200.03 R2)	50.200.AK	02
CONNECTORS, VALVE STACK, W/LATERAL TILT(35.480.02)	35.359.AB	09
CONSOLE, IGNITION KEY(55.512.10)	55.201.AH	
CONSOLE, R.H., TOUCH SCREEN DISPLAY(55.785.01)	90.151.AP	
CONSOLE, RH, CONTROL PANEL(48596a)	90.151.AN	
CONSOLE, RH, CONTROLS(48596a)	90.151.AN	
CONTROLLER, MODULE, AUXILIARY STEERING, AUTOGUIDANCE(48983)	55.680.AN	01
CONTROLS, ATC(50.206.01)	55.051.AA	
COOLANT CIRCUIT 7230 T2/T4(10.406.01)	10.400.AK	01
COOLANT CIRCUIT 82/9230 T2/T4(10.406.02)	10.400.AK	02
COOLANT HEATER(10.254.05)	55.202.AE	
COOLANT RESERVOIR(10.406.03)	10.400.BH	
COOLER ASSY, AIR DUCT, BOX 7230(48943)	10.400.BF	03
COOLER ASSY, AIR DUCT, BOX 82/9230(48975a)	10.400.BF	06
COOLER ASSY, AIR DUCT, SHROUD 82/9230(48971)	10.400.BF	05
COOLER ASSY, OIL COOLER, ASSY 82/9230(48970)	10.400.BF	04
COOLER ASSY., AIR DUCT, OIL COOLER 7230 , SHROUD(48939)	10.400.BF	02
COOLER ASSY., AIR DUCT, OIL COOLER, 7230 (49103)	10.400.BF	01
COOLER BOX AND COOLERS 7230 T2/T4 CONTINUED(10.414.01 R2)	10.400.BF	02
COOLER BOX AND COOLERS- 7230 T2/T4(10.414.01)	10.400.BF	01
COOLER BOX AND COOLERS 82/9230 T2/T4 CONTINUED(10.414.02 R2)	10.400.BF	05
COOLER BOX AND COOLERS 82/9230 T2/T4(10.414.02)	10.400.BF	04
COOLER BOX AND FAN 82/9230 T2/T4(10.414.02 R3)	10.400.BF	06
COOLER BOX FAN ASSY 7230 T2/T4(10.414.01 R3)	10.400.BF	03
COUPLING BLOCK, HEADER(51157)	35.430.AG	
COVER, CHINSKIRT(45966)	90.150.BJ	
CURTAIN, CHAFF SPREADER, LH(51094)	73.335.AK	01
CURTAIN, CHAFF SPREADER, RH(51096)	73.335.AK	02
CYLINDER, FEEDER LIFT(35.162.01 R01)	35.536.AA	01

DEF SUPPLY 7230 T4(10.500.01)	10.500.AD	01
DEF SUPPLY 82/9230 T4(10.500.02)	10.500.AD	02
DEF TANK 72/82/9230 T4(10.500.03)	10.500.AA	
DEFLECTOR, R.H. CHOPPER DISCHARGE(50912)	73.230.AG	01
DEFLECTOR, REMOTE ADJUSTABLE CHOPPER DISCHARGE(88.230.04)	73.230.AG	02
DIA KIT, ADDITIONAL PRODUCTS, PIVOT SPOUT UNLOAD ASSY(dia_1)	88.066.101	17
DIA KIT, COVER, ACCESS, GRAIN BIN, SLEEPER(88.088.01)	88.088.02	
DIA KIT, FEEDER, CONVERT TO NRT (48989)	88.060.01	
DIA KIT: 2200-AF CONVERSION 12 ROW- NORTH AMERICA ONLY(88.018.01)	88.100.31	01
DIA KIT: 2200-AF CONVERSION 8 ROW- NORTH AMERICA ONLY(88.018.02)	88.100.31	02
DIA KIT: 6 HID ROOF LIGHTS()	88.055.404.12	02
DIA KIT: 6 HID ROOF LIGHTS(88.055.01)	88.100.55	02
DIA KIT: ADD ON FUEL WATER SEPARATOR(317)	88.010.206.08	
DIA KIT: ADD ON FUEL WATER SEPARATOR(88.010.01)	88.100.10	01
DIA KIT: AFS162/AFS262/GPS()	88.055.440.12	
DIA KIT: AFS162/AFS262/GPS(88.055.07)	88.100.55	09
DIA KIT: ANTI-STATIC(88.010.07)	88.100.74	01
DIA KIT: ANTI-STATIC(88.230.13)	88.230.13	
DIA KIT: AUGER UNLOADING ASSY - 4'4IN STD WEAR RED(88.080.11)	88.100.80	11
DIA KIT: AUGER UNLOADING ASSY - 4'4IN STD WEAR RED(88.080.11)	88.100.80	20
DIA KIT: AUTO GUIDANCE-READY, CONTROL MODULE(88.055.09)	88.430.01	
DIA KIT: AXLE EXTENSIONS(461)	88.044.101.01	02
DIA KIT: AXLE EXTENSIONS(88.044.01)	88.100.25	
DIA KIT: BEATER COVER (88.066.07)	88.100.66	06
DIA KIT: BEATER COVER(465)	88.100.55	15
DIA KIT: BRUSH IN ROTARY DUSTSCREEN()	88.101.414.14	
DIA KIT: BRUSH IN ROTARY DUSTSCREEN(88.010.04)	88.100.10	03
DIA KIT: CAN YIELD/MOISTURE (88.055.05)	88.100.55	07
DIA KIT: CAN YIELD/MOISTURE()	88.055.424.02	
DIA KIT: CANVAS ASSY, GRAINTANK EXT, 315 BU(88.080.08)	88.100.80	05
DIA KIT: CANVAS ASSY, GRAINTANK EXT, 315 BU(88.080.08)	88.100.80	17
DIA KIT: CANVAS ASSY, GRAINTANK EXT, 350 BUSHEL, NA/ANZ ONLY(88.080.07)	88.100.80	14
DIA KIT: CANVAS ASSY, GRAINTANK EXT, 350 BUSHEL, NA/ANZ ONLY(88.080.07)	88.100.80	04
DIA KIT: COMBINE TRACKS, NORTH AMERICA ONLY(566)	88.048.100.02	
DIA KIT: COMBINE TRACKS, NORTH AMERICA ONLY(88.048.01)	88.100.48	
DIA KIT: CONCAVES()	88.066.105.03	
DIA KIT: CONCAVES(88.066.04)	88.100.66	03
DIA KIT: COOLANT HEATER, CURSOR 10/13, 8230/9230 ONLY(278)	88.010.254.05	02
DIA KIT: COOLANT HEATER, CURSOR 10/13, 8230/9230 ONLY(88.010.02 R02)	88.100.55	03
DIA KIT: COOLANT HEATER, CURSOR 9, 7230 ONLY(318)	88.010.254.05	01
DIA KIT: COOLANT HEATER, CURSOR 9, 7230 ONLY(88.010.02 R01)	88.100.55	01
DIA KIT: DUAL SPEED PRA (POWER REAR AXLE) COMPLETE ASSY, 2 SPEED(88.044.03)	88.100.27	01
DIA KIT: DUAL SPEED PRA (POWER REAR AXLE), 2 SPEED CONVERSION(555)	88.044.200.13	
DIA KIT: DUAL SPEED PRA (POWER REAR AXLE), 2 SPEED CONVERSION(88.044.04)	88.100.27	02
DIA KIT: DUAL SPEED PRA (POWER REAR AXLE) COMPLETE ASSY, 2 SPEED(539)	88.044.200.12	
DIA KIT: EXTENDED WEAR, GRAIN TANK BOTTOM(88.080.09)	88.100.80	18
DIA KIT: EXTENDED WEAR, GRAIN TANK BOTTOM(88.080.09)	88.100.80	07
DIA KIT: FEEDER CONVERSION TO ROCK TRAP()	88.066.101.11	

DIA KIT: FEEDER COVERSION TO ROCK TRAP(88.066.01)	88.100.60	08
DIA KIT: FEEDER COVERSION TO ROCK TRAP(88.066.01)	88.100.60	06
DIA KIT: FEEDER, CONVERT TO NON- ROCK TRAP()	88.074.140.14	
DIA KIT: FEEDER, CONVERT TO NON- ROCK TRAP(88.060.02)	88.100.60	03
DIA KIT: FEEDER, HEAVY DUTY LIFT, EU ONLY(75)	88.035.162.04	
DIA KIT: FEEDER, HEAVY DUTY LIFT, EU ONLY(88.035.01)	88.100.60	01
DIA KIT: FEEDER, LATERAL TILT KIT, HEAVY DUTY- NORTH AMERICA AND ANZ ONLY(557)	88.100.60	07
DIA KIT: FEEDER, LATERAL TILT KIT, HEAVY DUTY- NORTH AMERICA AND ANZ ONLY(88.060.03)	88.100.60	04
DIA KIT: FIRE EXTINGUISHER, EU ONLY(315)	88.005.102.01	01
DIA KIT: FIRE EXTINGUISHER, EU ONLY(88.005.02 R01)	88.100.05	01
DIA KIT: FIRE EXTINGUISHER, NORTH AMERICA AND ANZ(174)	88.005.102.01	02
DIA KIT: FIRE EXTINGUISHER, NORTH AMERICA AND ANZ(88.005.02 R02)	88.100.05	02
DIA KIT: FLIGHTING ASSY, CLEAN GRAIN ELEVATOR()	88.080.101.34	
DIA KIT: FLIGHTING ASSY, CLEAN GRAIN ELEVATOR(88.080.02)	88.100.80	03
DIA KIT: FRED 2/ PRO 700 DISPLAY MOUNT()	88.055.440.07	
DIA KIT: FRED 2/ PRO 700 DISPLAY MOUNT(88.055.06)	88.100.55	08
DIA KIT: GRAIN HEADER ILLUMINATION, EU ONLY(88.100.03)	88.100.26	
DIA KIT: GRAIN HEADER ILLUMINATION, EU ONLY(88.100.03)	88.100.55	11
DIA KIT: GUIDANCE READY/ EZ GUIDE(539)	88.044.151	
DIA KIT: GUIDANCE READY/ EZ GUIDE(88.044.02)	88.100.41	01
DIA KIT: HARD THRESH TAILINGS(88.074.05 R01)	88.100.74	06
DIA KIT: HARD THRESH(392)	88.100.55	13
DIA KIT: HARD THRESH(88.066.05)	88.100.66	04
DIA KIT: HC(HIGH CAPACITY) EXTENSION ABRASIVE, NORTH AMERICA AND ANZ ONLY()	88.080.180.06	
DIA KIT: HC(HIGH CAPACITY) EXTENSION ABRASIVE, NORTH AMERICA AND ANZ ONLY(88.080.04)	88.100.80	08
DIA KIT: HID DISTANCE LIGHT, MIRROR MOUNTED()	88.055.404.33	
DIA KIT: HID DISTANCE LIGHT, MIRROR MOUNTED(88.055.04)	88.100.55	06
DIA KIT: HITCH ASSYS(460)	88.039.110.02	
DIA KIT: HITCH ASSYS(88.039.01)	88.100.39	01
DIA KIT: HORIZONTAL RESIDUE DISC SPREADER **MY12 PHASE 1, DO NOT RELEASE!!!!*(88.088.09)	88.100.73	17
DIA KIT: HORIZONTAL RESIDUE DISC SPREADER **MY12 PHASE 1, DO NOT RELEASE!!!!*(88.088.09)	88.100.73	09
DIA KIT: KNIFE FRAME, FIXED (88.088.06 R02)	88.100.73	06
DIA KIT: KNIFE FRAME, FIXED(88.088.06 R02)	73.230.AK	
DIA KIT: KNIFE PROTECTION, FOR 3X3 INTEGRATED CHOPPER(88.088.05)	88.100.73	05
DIA KIT: KNIFE PROTECTION, FOR 3X3 INTEGRATED CHOPPER(88.088.05)	88.100.73	14
DIA KIT: LIGHT KIT, ROOF 2 HID()	88.055.404.32	
DIA KIT: LIGHT KIT, ROOF 2 HID(88.055.03)	88.100.55	05
DIA KIT: LOWER SIEVES()	88.074.118.01	
DIA KIT: LOWER SIEVES(88.074.03)	88.100.74	04
DIA KIT: MANUAL TO POWER GRAIN TANK EXTENSION CONVERSION- NORTH AMERICA AND ANZ ONLY()	88.080.154.06	
DIA KIT: MANUAL TO POWER GRAIN TANK EXTENSION CONVERSION- NORTH AMERICA AND ANZ ONLY(88.080.03)	88.100.80	06
DIA KIT: ONBOARD AIR COMPRESSOR, CURSOR 13 82/9230 ONLY(88.010.06)	88.100.10	05
DIA KIT: ONBOARD AIR COMPRESSOR, CURSOR 13 82/9230 ONLY(88.010.06)	88.100.10	07
DIA KIT: ONBOARD AIR COMPRESSOR, CURSOR 9, 7230 ONLY(88.010.05)	88.100.10	06

DIA KIT: ONBOARD AIR COMPRESSOR, CURSOR 9, 7230 ONLY(88.010.05)	88.100.10	04
DIA KIT: PERFORATED COVER ROUND, CLEAN GRAIN CROSS AUGER AND TAILINGS TROUGH COVER/ELEVATOR BOOT()	88.080.101.19	
DIA KIT: PERFORATED COVER ROUND, CLEAN GRAIN CROSS AUGER AND TAILINGS TROUGH COVER/ELEVATOR BOOT(88.080.01)	88.100.80	01
DIA KIT: PERFORATED FEEDER FLOOR/ FEEDER CHAIN SPROCKETS(464)	88.100.60	05
DIA KIT: PERFORATED FEEDER FLOOR/ FEEDER CHAIN SPROCKETS(88.060.01)	88.100.60	02
DIA KIT: PLATFORM EXTENSIONS()	88.090.118.09	
DIA KIT: PRESIEVES()	88.074.114.04	02
DIA KIT: PRESIEVES(88.074.02)	88.100.74	03
DIA KIT: PRINTER()	88.055.440.19	
DIA KIT: PRINTER(88.055.08)	88.100.05	03
DIA KIT: ROTATING KNIFE KIT(538)	88.005.100.01	
DIA KIT: ROTATING KNIFE KIT, USED WITH 40 BLADE CHOPPER(88.088.01)	88.100.73	01
DIA KIT: ROTATING KNIFE(367)	88.100.73	11
DIA KIT: ROTATING KNIFE, USED ON 60/120 BLADE CHOPPER(88.088.02)	88.100.73	02
DIA KIT: ROTOR AUGER/ROTOR WEAR BARS(88.066.06)	88.100.66	05
DIA KIT: ROTOR AUGER/ROTOR WEAR BARS(89)	88.100.55	14
DIA KIT: ROTOR CAGE FILLER PLATES(88.066.10)	88.100.66	09
DIA KIT: ROTOR CAGE FILLER PLATES(90)	88.100.55	18
DIA KIT: ROTOR CAGE FRONT FILLER PLATES(541)	88.100.55	17
DIA KIT: ROTOR CAGE FRONT FILLER PLATES(88.066.09)	88.100.66	08
DIA KIT: ROTOR CAGE VANES(559)	88.100.55	16
DIA KIT: ROTOR CAGE VANES(88.066.08)	88.100.66	07
DIA KIT: ROUND HOLE SIEVES(88.074.04)	88.100.60	05
DIA KIT: ROUND HOLE SIEVES(88.074.04)	88.100.74	05
DIA KIT: RUBBER BAND/ROTARY AIR SCREEN SEAL KIT(175)	88.010.418.01	
DIA KIT: RUBBER BAND/ROTARY AIR SCREEN SEAL KIT(88.010.03)	88.100.10	02
DIA KIT: SERRATED BLADE KIT()	88.066.101.11	02
DIA KIT: SERRATED BLADE KIT(88.066.02 R02)	88.100.66	01
DIA KIT: SHEAR BAR ASSEMBLY(88.088.04)	88.100.73	04
DIA KIT: SHEAR BAR ASSEMBLY(88.088.04)	88.100.73	13
DIA KIT: SIGNAL PLATE FOR UNLOADING TUBE, EU ONLY(88.090.02 R02)	88.100.55	10
DIA KIT: SIGNAL PLATE FOR UNLOADING TUBE, EU ONLY(88.090.02 R02)	88.100.55	12
DIA KIT: SLOW DOWN - ELEVATOR & GRAIN TANK(88.080.07)	88.100.80	02
DIA KIT: SLOW DOWN - ELEVATOR & GRAIN TANK(88.080.07)	88.100.80	16
DIA KIT: SPREAD WIDTH CONTROL(88.088.01)	88.088.01	
DIA KIT: SPREAD WIDTH CONTROL(88.088.10)	88.100.73	10
DIA KIT: SPREADER HOOD ASSY/WINDROW CONVERSION(88.088.08)	88.100.73	08
DIA KIT: SPREADER HOOD ASSY/WINDROW CONVERSION(88.088.08)	88.100.73	16
DIA KIT: STEERING COLUMN FOOR REST(88.090.05)	88.490.12	
DIA KIT: STRAW SPREADER IMPELLERS/PADDLES(146.png)	88.230.14	02
DIA KIT: STRAW SPREADER IMPELLERS/PADDLES(88.088.07)	88.100.73	15
DIA KIT: STRAW SPREADER IMPELLERS/PADDLES(88.088.07)	88.100.73	07
DIA KIT: SUMP COVER KIT()	88.066.101.12	
DIA KIT: SUMP COVER KIT(88.066.03)	88.100.66	02
DIA KIT: TANK, HAND WASH ASSY(88.100.01)	88.100.90	02
DIA KIT: UNLOADING AUGER EXTENSION 1.3M/ 4.4' EXTENDED WEAR RED, STANDARD CAPACITY(88.080.12)	88.100.80	21
DIA KIT: UNLOADING AUGER EXTENSION 1.3M/ 4.4' EXTENDED WEAR RED, STANDARD CAPACITY(88.080.12)	88.100.80	13

DIA KIT: UNLOADING AUGER EXTENSION 1.3M/ 4.4FT STANDARD WEAR, STANDARD CAPACITY(88.080.13 R04)	88.100.80	22
DIA KIT: UNLOADING AUGER EXTENSION 1.3M/ 4.4FT STANDARD WEAR, STANDARD CAPACITY(88.080.13 R04)	88.100.80	15
DIA KIT: UNLOADING AUGER EXTENSION, 0.9 M (3 FT), STANDARD CAPACITY(88.080.10)	88.100.80	19
DIA KIT: UNLOADING AUGER EXTENSION, 0.9 M (3 FT), STANDARD CAPACITY(88.080.10)	88.100.80	09
DIA KIT: UNLOADING TUBE SIGNAL PLATES, HC (HIGH CAPACITY) RIGID, EU ONLY(88.090.03)	55.404.CU	03
DIA KIT: UNLOADING TUBE SIGNAL PLATES, HC (HIGH CAPACITY) RIGID, EU ONLY(88.090.03)	88.100.74	06
DIA KIT: UNLOADING TUBE, HC(HIGH CAPACITY) EXTENSION ASSY ABRASIVE AND STANDARD, EU ONLY()	88.080.180.18	
DIA KIT: UNLOADING TUBE, HC(HIGH CAPACITY) EXTENSION ASSY ABRASIVE AND STANDARD, EU ONLY(88.080.06)	88.100.80	12
DIA KIT: UPPER SIEVES()	88.074.114.01	02
DIA KIT: UPPER SIEVES(88.074.01)	88.100.74	02
DIA KIT: VERTICAL DISCHARGE UNLOADER()	88.080.180.07	
DIA KIT: VERTICAL DISCHARGE UNLOADER(88.080.05)	88.100.80	10
DIA KIT: WHEEL CHOCK-GERMANY AND SWITZERLAND ONLY(88.100.01)	88.100.AL	
DIA KIT: WHEEL CHOCK-GERMANY AND SWITZERLAND ONLY(88.100.02)	88.100.73	19
DIA KIT: WHEEL SPACERS, 4 INCH(554)	88.025.310.05	
DIA KIT: WHEEL SPACERS, 4 INCH(88.025.01)	88.100.44	
DIA KIT: WORK LAMP (STANDARD 12V LIGHTER PLUG END)()	88.055.404.21	
DIA KIT: WORK LAMP (STANDARD 12V LIGHTER PLUG END)(88.055.02)	88.100.55	04
DIA KITS: STRAWCHOPPER,STANDARD AND FINE(88.088.03)	88.100.73	12
DIA KITS: STRAWCHOPPER,STANDARD AND FINE(88.088.03)	88.100.73	03
DIA, HARVEST KIT, FRAME REINFORCEMENT(88.101.03)	88.100.39	02
DIFFERENTIAL ASSY, 16/71 LOCKING(49486)	21.182.AF	01
DIFFERENTIAL ASSY, 16/71 NON-LOCKING(49491)	21.182.AF	02
DIFFERENTIAL LOCK CONTROL(21.182.02)	21.182.AA	
DIFFERENTIAL LOCK(21.110.01)	21.182.AB	
DIFFERENTIAL, STANDARD NON-LOCKING 20/61 RATIO(49491)	21.182.AF	03
DISC, CHAFF SPREADER, SUPPORT TUBE(51112)	73.335.AB	02
DRIVE SHAFT, FEEDER/HEADER(60.120.10)	60.150.AO	01
DRIVE SHAFT, LOWER - FEEDER/HEADER(60.120.11 R01)	60.150.AO	02
DRIVE SHAFT, LOWER - FEEDER/HEADER(60.120.11 R02)	60.150.AO	03
DRIVE SHAFT, UPPER - FEEDER/HEADER(60.120.12)	60.150.AO	04
DRIVE SHAFTS AND RODS, TRACK - NA ONLY(41.106.03 R02)	41.106.AC	
DUAL SPEED - POWERED REAR AXLE(44.200.13)	29.300.AT	
DUAL SPEED PRA AXLE(44.200.11)	29.300.AP	02
DUAL WHEELS MOUNTING(44.100.14)	44.511.AD	
ECCENTRIC AND SHAKER SHOE DRIVE(74.101.13)	74.101.BB	
ELECTRIC MIRROR(48711)	90.118.BM	02
ELECTRICS ON HITCH(55.100.32)	55.130.AR	
ELEVATOR HEAD(80.101.08)	80.101.AR	01
ENGINE HYDRAULICS FRONT 7230 ONLY(35.910.02)	35.904.AF	04
ENGINE HYDRAULICS FRONT 82/9230(35.910.04)	35.300.BC	
ENGINE HYDRAULICS REAR 7230(35.910.01)	35.904.AF	03
ENGINE HYDRAULICS REAR 82/9230(35.910.03)	35.904.AF	06
EVAPORATOR, ATC AIRCO UNIT(50.200.12)	50.200.CA	
EXHAUST/MUFFLER 7230 T4 (48906)	10.254.AD	03
EXHAUST/MUFFLER 7230 T4(48903)	10.254.AD	02
EXHAUST/MUFFLER 82/9230 T2(10.254.03)	10.254.AD	04
EXHAUST/MUFFLER 82/9230 T4 (45006a)	10.254.AD	06

EXHAUST/MUFFLER 82/9230 T4(45003a)	10.254.AD	05
EXTENSION, GRAIN BIN, MANUAL, 315 & 350 BU(80.154.06 R02)	80.150.BG	03
EXTENSION, GRAIN BIN, PWR, 315 & 350 BU(80.154.06)	80.150.BG	02
FAN DRIVE 7230 T2/T4(10.414.03)	10.414.AC	01
FAN DRIVE 82/9230 T2/T4(10.414.04)	10.414.AC	02
FAN HOUSING, LOWER(51835)	74.130.AH	02
FAN, LOWER()	74.130.AF	02
FEEDER ADAPTER, FIXED(60.110.20)	60.110.AA	02
FEEDER ELECTRIC(55.100.14)	55.421.AX	
FEEDER FLOOR AND CHAINS - WITH ROCK TRAP(60.110.06 R02)	60.110.AF	02
FEEDER FLOOR AND CHAINS - WITHOUT ROCK TRAP(60.110.06 R01)	60.110.AF	01
FEEDER FRAME(60.110.08)	60.110.AD	01
FEEDER HOUSING AND SHIELDS(60.110.09)	60.110.AD	02
FEEDER IDLER ROLLER(60.105.05)	60.110.AT	
FEEDPLATE(88.230.07)	66.101.AR	
FILTERS AND CAPACITIES(05.100.03)	05.100.03	
FILTERS AND MAIN STACK VALVE(35.204.11)	35.300.AN	
FINAL DRIVE, GEARBOX, TRACK ASSY, 11/111 HD2(49344)	25.310.AB	05
FINAL DRIVE, GEARBOX, TRACK ASSY, 13/110(49343a)	25.310.AB	04
FINAL DRIVE, PLANETARY GEAR, MUD, 14.93/1(49338)	25.310.AB	03
FINAL DRIVE, PLANETARY GEAR, STANDARD 13.09/1(49332)	25.310.AB	01
FINAL DRIVE, PLANETARY GEAR, STANDARD, 14.93/1 (49332)	25.310.AB	02
FINAL DRIVE, PLANETARY, MOUNTING HARDWARE(25.310.05)	25.310.AI	
FIRE EXTINGUISHER - EU MODELS ONLY(48636)	05.102.AA	01
FIRE EXTINGUISHER - NA(05.102.01 R02)	05.102.AA	02
FIRE EXTINGUISHER, NA ONLY(48643)	05.102.AA	02
FIXED SPEED - FEEDER/HEADER DRIVE HYDRAULICS(35.910.05 R01)	35.780.AD	01
FLOOR MAT(46623a)	90.160.BI	
FRAME, LOWER & PIVOT, CLEANING SHOE, SELF-	39.100.AB	02
FRAME, SELF-LEVELING(39.100.01)	39.100.AB	01
FRAME, SEPARATOR(66.360.09)	66.360.AH	
FRAME,ENGINE 7230 T2/T4(10.012.01)	10.001.AK	01
FRAME,ENGINE 82/9230 T2/T4(10.012.02)	10.001.AK	02
FRAME,THRESHING T2/T4(39.101.01)	39.101.AC	
FRONT AXLE EXTENSION - 7230(44.101.01 R01)	25.400.AD	01
FRONT AXLE EXTENSION - PLANETARY(44.101.01 R02)	25.400.AD	02
FRONT AXLE, BEAM(49299)	25.400.AD	01
FRONT AXLE, DRIVE SHAFT(49318b)	25.400.AD	04
FRONT ENGINE DRIVE COMPONENTS 7230 T2/T4(10.414.05)	10.414.AD	01
FRONT ENGINE DRIVE COMPONENTS 82/9230 T2/T4(10.414.05 R2)	10.414.AD	02
FRONT FILLER PLATE, ROTOR CAGE(66.360.11)	72.420.AM	02
FRONT GUARD - EU - 72/82/9230(88.210.09)	60.110.AD	03
FUEL FILTER/PUMP 72/82/9230 T2/T4(48691)	10.210.AO	01
FUEL FILTER/WATER SEPARATOR(48676)	10.206.AF	
FUEL LINE & TANK, 7230 T2/T4(48698)	10.216.BA	01
FUEL LINE & TANK. 82/9230 T2/T4(48699)	10.216.BA	02
GEARBOX, BUBBLE-UP AUGER(51310)	80.101.BK	03
GEARBOX, DIFFERENTIAL, AXLE HOUSING 16/71 STANDARD (49424)	21.140.AK	02
GEARBOX, DIFFERENTIAL, AXLE HOUSING 20/61 STANDARD(49431)	21.140.AK	03
GEARBOX, DIFFERENTIAL, AXLE HOUSING, 16/71 W DIFFERENTIAL LOCK(49381)	21.140.AK	01
GEARBOX, DRIVE SHAFT(49379)	21.140.AE	
GEARBOX, FEEDER CONVEYOR DRIVE, WITH ROCK TRAP(60.150.02)	60.150.AU	03
GEARBOX, FEEDER/HEADER, W/PTO, FIXED SPEED (RWLD & EU ONLY)(60.150.01 R01)	60.150.AU	01
GEARBOX, FEEDER/HEADER, W/PTO, VARIABLE SPEED(60.150.01 r02)	60.150.AU	02
GEARBOX, HEADER/FEEDER - FIXED SPEED, INPUT HALF(60.150.07)	60.150.AU	07

GEARBOX, HEADER/FEEDER - FIXED SPEED, OUTPUT HALF(60.150.06)	60.150.AU	06
GEARBOX, HEADER/FEEDER, VARIABLE SPEED, INPUT HALF(60.150.05)	60.150.AU	05
GEARBOX, HEADER/FEEDER, VARIABLE SPEED, OUTPUT HALF(60.150.04)	60.150.AU	04
GEARBOX, HIGH SPEED, LOWER, UNLOADING & FLOW(48826)	80.180.AR	03
GEARBOX, HIGH SPEED, UPPER, UNLOADING & FLOW(48830)	80.180.AR	04
GEARBOX, INPUT SHAFT(49372)	21.140.AQ	
GEARBOX, ROTOR - 3 SPEED(66.260.21)	66.331.AB	02
GEARBOX, STANDARD , LOWER, UNLOADING & FLOW(48762)	80.180.AR	01
GEARBOX, STANDARD , UPPER, UNLOADING & FLOW(49091)	80.180.AR	02
GPS MOUNT(55.440.12)	55.911.AA	
GRAIN ELEVATOR TENSIONER & CHAIN(80.101.18)	80.101.AP	01
GRAIN ELEVATOR, DUAL SPEED VAR. 425241(51797)	80.101.AP	06
GRAIN ELEVATOR, DUAL SPEED, VAR. 426363(51809)	80.101.AP	07
GRAIN ELEVATOR, SINGLE SPEED VAR. 722481(51762)	80.101.AP	03
GRAIN FLOW SENSOR(55.418.01)	55.426.AA	01
GRAIN FLOW/MOISTURE SENSOR(55.785.03 R01)	55.426.AD	02
GRAIN PAN DRIVE(74.110.03)	74.110.AO	
GRAIN PAN(49548)	74.110.AD	
GRAIN PAN, SUPPORTS & SEALS(74.110.04)	74.110.AB	
GRAIN TANK - BOTTOM AND AUGERS(80.150.11)	80.150.AI	01
GRAIN TANK - BOTTOM AND AUGERS, HIGH CAPACITY(80.150.11 R02)	80.150.AI	02
GRAIN TANK AUGERS(80.150.12)	80.150.AI	03
GRAIN TANK CORNER PANELS(80.150.16)	80.150.AR	04
GRAIN TANK COVERS, 315 & 350 BUSHEL(80.150.07)	80.150.BF	01
GRAIN TANK HARDWARE(80.150.03 R02)	80.150.AR	02
GRAIN TANK, HIGH CAPACITY(80.150.03 R03)	80.150.BG	01
GRAIN TANK, HIGH CAPACITY, HARDWARE(80.150.03 R04)	80.150.AR	03
GRAIN TANK, STANDARD(80.150.03)	80.150.AR	01
GRATE COVER, BEATER DISCHARGE(66.350.05)	72.220.AC	
GRATE, SLOTTED(66.105.05)	66.105.AK	02
GRATES, LARGE SKIP WIRE HT/ NON-HT(66.105.06)	66.105.AO	04
HALF-SHAFTS WITHOUT EXTENSIONS - 7230(44.151.08 R01)	25.400.AD	04
HALF-SHAFTS WITHOUT EXTENSIONS -(44.151.08 R02)	25.400.AD	03
HANDLE, LUXURY CAB(46057)	90.154.AC	01
HARD THRESHING ASSY(66.105.28)	66.105.AK	05
HARNESS, STEERING VALVE, AUTOGUIDANCE (48985)	55.680.AA	
HARNESS, UNLOADING TUBE, HIGH SPEED(48863)	55.404.CU	02
HEAD, ELEVATOR(51790)	80.101.AR	02
HEADLIGHT, PLATFORM, FRONT(50054)	55.404.AQ	04
HEADLINER(45964-1)	90.160.AX	
HEAVY DUTY FEEDER LIFT(35.162.04)	35.536.AA	02
HINGE SYSTEM, GRAIN TANK, POWER COVERS(80.154.09 R02)	80.150.BF	03
HINGE SYSTEM, GRAIN TANK, POWER EXTENSIONS(80.154.09)	80.150.BF	02
HITCH, TRAILER(39.110.02)	39.110.AM	
HOUSING, CLEAN GRAIN ELEVATOR, LOWER, SELF-LEVELING, STANDARD (51826)	74.140.CM	04
HOUSING, FAN(74.130.08)	74.130.AH	
HVAC HOSES, 7230 T4(50.200.02)	50.200.AB	02
HVAC HOSES, 8230/9230 T2(50.200.03)	50.200.AB	04
HVAC HOSES, 8230/9230 T4(50.200.04)	50.200.AB	05
HVAC HOSES,7230 T2(50.200.01)	50.200.AB	01
HYDRAULIC CHARGE FILTER ASSY (35.300.03)	35.300.AN	02
HYDRAULIC CLUTCH VALVE PLUMBING(35.860.01)	35.106.AO	04
HYDRAULIC CYLINDER, UNLOADING AUGER, SWING, LC VERSION(35.440.04)	35.440.AC	

HYDRAULIC LINE, TRACK ASSY, EU 30IN(51348)	35.353.AE	04
HYDRAULIC LINE, TRACK ASSY, EU, 24IN(51348)	35.353.AE	03
HYDRAULIC LINE, TRACK ASSY, WIDE(50093)	35.353.AE	02
HYDRAULIC LINES - CLEANING FAN DRIVE; NARROW TIRE OPTION(35.910.02 R01)	35.904.AF	05
HYDRAULIC LINES, PTO 1(41.203.01)	35.106.AO	05
HYDRAULIC MAIN VALVE AND TUBES 7230(35.162.02)	35.359.AE	01
HYDRAULIC MAIN VALVE AND TUBES CONTINUED 7230(35.162.02 R2)	35.359.AE	02
HYDRAULIC MAIN VALVE BREAKDOWN(35.204.02)	35.359.AB	01
HYDRAULIC MAIN VALVE INSTALLATION(35.204.09)	35.359.AB	07
HYDRAULIC MOTOR, CLEANING FAN DRIVE; NARROW TIRE OPTION(74.135.02 R01)	35.794.AJ	
HYDRAULIC- PFC PUMP (35.700.01)	35.106.AD	
HYDRAULIC RESERVOIR RETURN FILTER ASSY (35.300.02)	35.300.AN	01
HYDRAULIC STEERING PLUMBING 7230(41.200.01)	41.200.AO	01
HYDRAULIC STEERING PLUMBING(41.204.04)	41.200.AO	02
HYDRAULIC SYSTEM, AUTOGUIDANCE(48978)	41.432.AC	
HYDRAULIC SYSTEM, REAR AXLE PGA(49054)	29.300.AP	01
HYDRAULIC SYSTEM, REAR AXLE, PRA(49094-1)	29.300.AP	02
HYDRAULIC SYSTEM, TRACK ASSY, MAIN FRAME(50084)	35.353.AE	01
HYDRAULIC UNLOADER CLUTCH DUAL DRIVE(35.480.07)	35.440.AB	05
HYDRAULIC VALVE, KNIFE ASSY(49081)	35.568.AA	
HYDRAULIC VALVE, PGA(49089)	29.300.AK	
HYDRAULICS - BRAKE CONTROL LINES(33.202.15)	33.110.BJ	
HYDRAULICS - FEEDER STACK VALVE(35.480.05)	35.359.AE	03
HYDRAULICS BRAKE CONTROL LINES(33.202.03)	33.202.BT	
HYDRAULICS FEEDER LIFT(35.162.01)	35.536.AB	
HYDRAULICS- PTO(1)(35.200.01)	35.106.AO	01
HYDRAULICS- PTO(2)(35.200.02)	35.106.AO	02
HYDRAULICS- PTO(3)(35.200.03)	35.106.AO	03
HYDRAULICS- SPREADER DRIVE(35.752.01)	35.796.AC	
HYDRAULICS, CLEANING FAN(35.904.01)	35.904.AF	01
HYDRAULICS, HC VERSION, GRAIN COVER(35.440.07 R02)	35.440.BE	02
HYDRAULICS, LC VERSION, GRAIN COVER(35.440.07 R01)	35.440.BE	01
HYDRAULICS,CLEANING FAN CONT(35.904.01 R2)	35.904.AF	02
HYDROSTATIC MOTOR, 107CC OR 125CC(29.212.01)	29.218.AH	
HYDROSTATIC PUMP, COMPONENTS(49273)	29.100.AB	02
HYDROSTATIC PUMP, HYDRAULIC SYSTEM, DRIVE 125CC(49268-1)	29.100.AO	02
HYDROSTATIC PUMP, HYDRAULIC SYSTEM, DRIVE(49268-1)	29.100.AO	01
HYDROSTATIC PUMP, HYDRAULIC SYSTEM, DRIVE, VARIABLE VOLUME PUMP MODELS(49269)	29.100.AO	03
HYDROSTATIC PUMP, PTO(49272)	29.100.AB	01
INITIAL STOCKING LIST(05.100.01)	05.100.01	
INNER ROOF(45952)	90.150.BG	01
INPUT SHAFT & GEARS, ROTOR GEARBOX(66.260.24)	66.331.AB	03
INSPECTION LAMP(55.404.21)	55.404.CN	02
INTAKE ASSY, CAB(50358)	50.104.AP	01
KNIFE ASSY, STANDARD (50884)	73.230.AK	03
L.H. INNER TRIM ASSEMBLY(51701a)	90.110.AU	01
LADDER, PLATFORM, REAR(73.png)	90.118.BL	01
LATCH ASSEMBLY - CLEANOUT DOOR(74.140.15)	74.140.AK	02
LATCH, CHAFF SPREADER, LH, RH(51106)	73.335.AB	03
LATCH, HC, MAN EXT, 315 & 350(80.154.09 R03)	80.150.BH	
LATERAL TILT ASSY(60.110.22)	60.110.AL	02
LATERAL TILT FEEDER ADAPTER(60.110.03)	60.110.AL	01
LATERAL TILT FEEDER, PIVOT FRONT FACE HARDWARE(60.110.02)	60.110.AA	01
LH CAB DOOR(45924a)	90.154.AA	02
LICENSE PLATE MOUNT- EU ONLY(55.404.34)	55.404.BA	

LIGHT, UNLOADING AUGER(48770)	55.404.CU	01
LIGHTS, FRONT PLATFORM - STANDARD - EU ONLY -(55.404.08)	55.404.CL	01
LIGHTS, FRONT PLATFORM, WIDE - EU ONLY -(49551)	55.404.AL	
LIGHTS, HALOGEN CAB ROOF(48705)	55.404.AQ	01
LIGHTS, HID CAB ROOF(48706)	55.404.AQ	02
LIGHTS, HID CAB ROOF, HIGH DEFINITION(48707)	55.404.AQ	03
LIGHTS, REAR - STANDARD - FOR NA, AUSTRALIA(55.404.10)	55.404.BM	
LIGHTS, SERVICE(55.404.20)	55.404.CN	01
LINKAGE, KNIFE HOLDER, MECHANICAL(49073)	73.230.AP	01
LOWER SHOE DRIVE(74.101.12)	74.118.AA	
LOWER SIEVE, INTERCHANGEABLE(74.118.07)	74.118.AD	02
LOWER SIEVES(74.118.01)	74.118.AD	01
MANIFOLD, CHARGE PRESSURE(35.310.41)	35.322.BF	
MANIFOLD, DRAIN(31.114.05)	31.146.AB	04
MANIFOLD, HC COVERS,POWER EXTENSIONS BREAKDOWN(35.440.06 R05)	35.440.BC	05
MANIFOLD, HYD, UNLOAD AUGER, COVERS, POWER EXTENSIONS(35.440.06 R01)	35.440.BC	01
MANIFOLD, HYD, UNLOAD AUGER, HC, COVERS, POWER EXTENSIONS(35.440.06 R02)	35.440.BC	02
MANIFOLD, HYD, UNLOAD AUGER, HC, MAN EXTENSIONS(35.440.06 R03)	35.440.BC	03
MANIFOLD, STANDARD COVERS, POWER EXTENSIONS BREAKDOWN(35.440.06 R04)	35.440.BC	04
MANIFOLD, VALVE, STEERING AUTOGUIDANCE BREAKDOWN(48982)	41.432.AE	02
MANIFOLD,HC COVERS, MANUAL EXTENSIONS BREAKDOWN(35.440.06 R06)	35.440.BC	06
MECHANICAL TRANSMISSION, COMPLETE(21.114.01)	21.114.AL	
MECHANICAL TRANSMISSION, GEARSHIFT CONTROL(21.130.03)	21.130.BC	
MIRROR, MANUAL(48708)	90.118.BM	01
MODULES, CONCAVES AND GRATES(66.105.07)	66.105.AK	03
MOISTURE SENSOR(55.424.02)	55.424.02	
MOISTURE SENSOR(55.424.02)	55.426.AD	01
MONITOR, MOUNTING PARTS(48739)	55.902.AA	
MOTOR, HEADER - FEEDER(35.910.06)	35.220.AA	03
MOTOR, HYDRAULIC - ROTOR(35.710.02)	35.536.AJ	
MOTOR, HYDRAULIC - SPREADER W/ DRAIN(35.910.07 R01)	35.220.AA	04
MOTOR, HYDROSTATIC, PRA(44.200.07)	29.300.AF	
MOTOR,HYDRAULIC- SPREADER W/SENSOR(35.910.07 R02)	35.220.AA	05
MOUNT, CAB(46034)	90.150.BI	
MOUNTING, FRONT AXLE()	25.400.AD	03
MOUNTING, FRONT AXLE(49303)	25.400.AD	02
MUFFLER, EXHAUST/MUFFLER 7230 T2(10.254.01)	10.254.AD	01
NON STONE TRAP ASSY(60.110.21)	60.110.AF	03
OIL DRAIN LINES(48647)	10.102.AW	
OPERATOR'S LADDER, LH, ASSY(48817)	90.118.AE	
OPERATOR'S LADDER, PLATFORM, LH, ASSY(48813)	90.118.AC	01
OPERATOR'S LADDER, PLATFORM, LH, ASSY, EU ONLY(48819)	90.118.AC	04
OSCILLATING CHAFF PAN(74.135.01)	73.335.AK	
OUTER ROOF(45965a)	90.150.BG	02
OUTPUT SHAFT & GEARS, ROTOR GEARBOX(66.260.26)	66.331.AB	05
PAD ASSY, RH CONSOLE, DELUXE & LUXURY(46213)	90.151.AP	
PAN, CHAFF SPREADER(51122)	73.335.AB	04
PAN, CHAFF SPREADER, VERTICAL(51972)	73.335.AK	04
PAN, PTO DIPSTICK ASSEMBLY(66.260.22 R01)	66.260.AU	03
PAN, PTO GEARBOX(66.260.22)	66.260.AU	02
PEDAL, DIFFERENTIAL LOCK(49252)	25.102.AT	01
PICTORIAL INDEX - AXLE AND WHEELS(00.000.44)	00.000.44	

PICTORIAL INDEX - BODY PANEL MOUNTS & HINGE(00.000.90 R02)	00.000.90	02
PICTORIAL INDEX - BODY PANELS(00.000.90 R03)	00.000.90	03
PICTORIAL INDEX - BRAKES & CONTROL(00.000.33)	00.000.33	
PICTORIAL INDEX - CAB CLIMATE CONTROL(00.000.50)	00.000.50	
PICTORIAL INDEX - CAB(00.000.90 R01)	00.000.90	01
PICTORIAL INDEX - CLEANING SHOE()	00.000.74	03
PICTORIAL INDEX - CLEANING SHOE(00.000.74 R01)	00.000.74	01
PICTORIAL INDEX - COOLER BOX (00.000.10 R04)	00.000.10	06
PICTORIAL INDEX - COOLER BOX(48)	00.000.10	07
PICTORIAL INDEX - ELECTRICAL, HARNESSSES(00.000.55 R01)	00.000.55	01
PICTORIAL INDEX - ELECTRICAL, HARNESSSES(181)	00.000.55	02
PICTORIAL INDEX - ELECTRICAL, LIGHTING(00.000.55 R02)	00.000.55	03
PICTORIAL INDEX - ENGINE, INTAKE & EXHAUST(00.000.10 R01)	00.000.10	01
PICTORIAL INDEX - FRAMES(00.000.39)	00.000.39	
PICTORIAL INDEX - FRONT MECHANICAL DRIVE AND HYDRO DRIVE(00.000.25)	00.000.25	
PICTORIAL INDEX - FUEL SYSTEM(00.000.10 r03)	00.000.10	05
PICTORIAL INDEX - FUEL SYSTEM(00.000.10 R03)	00.000.10	04
PICTORIAL INDEX - GRAIN TANK(00.000.80 R01)	00.000.80	01
PICTORIAL INDEX - GRAIN UNLOADING(00.000.80 R02)	00.000.80	02
PICTORIAL INDEX - HYDRAULICS, ENGINE GEARBOX(00.000.35)	00.000.35	01
PICTORIAL INDEX - HYDRAULICS, ENGINE GEARBOX(495)	00.000.35	02
PICTORIAL INDEX - LIVE PTO(00.000.14)	00.000.14	
PICTORIAL INDEX - PRODUCT FEEDING(00.000.60)	00.000.60	
PICTORIAL INDEX - ROTARY AIR SCREEN(00.000.10 R02)	00.000.10	02
PICTORIAL INDEX - ROTARY AIR SCREEN(94)	00.000.10	03
PICTORIAL INDEX - STEERING(00.000.41)	00.000.41	
PICTORIAL INDEX - STRAW SPREADER(00.000.88)	00.000.73	
PICTORIAL INDEX - SUSPENSION AND TRACKS(00.000.48)	00.000.48	
PICTORIAL INDEX - TAILINGS PROCESSOR()	00.000.74	04
PICTORIAL INDEX - TAILINGS PROCESSOR(00.000.74 R02)	00.000.74	02
PICTORIAL INDEX - THRESHING (FRAME, ROTOR AND CONCAVES)(00.000.66)	00.000.66	
PICTORIAL INDEX - TRANSMISSION(00.000.21)	00.000.21	
PIVOT ASSEMBLY FRONT AXLE(48.134.09)	48.134.AA	03
PIVOT SHAFT, FEEDER/HEADER(60.150.08)	60.150.AO	05
PLATFORM, FRONT, LH(48816)	90.118.AC	02
PLATFORM, FRONT, RH(48818)	90.118.AC	03
PLATFORM, REAR, LADDER()	90.118.CB	
PLUGS, LESS POWERED REAR AXLE(44.200.17)	29.300.AP	03
POTENTIOMETER, CONCAVE ADJUST(55.627.10)	55.628.AQ	
PRESIEVE(74.114.04 R02)	74.114.AZ	02
PRINTER, CAB(55.440.19)	05.102.AB	
PROPULSION HANDLE(55.512.13)	55.512.BL	01
PTO FILTER ASSY (35.300.01)	35.106.AQ	
PTO, CLUTCH(14.102.02)	14.100.AN	
PTO, CLUTCHES & VALVES, ENGINE GEARBOX(31.114.04)	31.146.AB	03
PTO, COVERS, OUTPUT GEARS, ENGINE GEARBOX(31.114.02)	31.146.AB	02
PTO, INPUT SHAFT, ENGINE GEARBOX(66.260.01)	66.260.AU	01
PTO, OUTPUT GEARS, ENGINE GEARBOX(31.114.01)	31.146.AB	01
PTO, ROTOR VARIATOR ASSY, ENGINE GEARBOX(14.100.11)	14.100.AP	
PTO, VALVE - CLUTCH CONTROL(18.100.03)	31.142.AI	01
PTO, VALVES & TUBES, ENGINE GEARBOX(35.300.15)	35.300.AD	02
PUMP, HYD. FEEDER(35.220.04)	35.220.AA	02
PUMP, HYD. ROTOR(35.105.01)	35.106.AN	
PUMP, STEERING(48736)	41.206.AA	
PUMP, TRIPLE GEAR(35.220.03 R02)	35.220.AA	01

R.H. WARNING LIGHT, USED WITH L.H. PLATFORM & EXTENSIONS - NA, & ANZ ONLY(55.404.13)	55.404.CL	02
RADIO(55.510.06)	55.512.AA	01
RADIO, ANTENNA, SPEAKER(48738)	55.512.AA	01
RASP BARS/STRAIGHT BARS- LARGE TUBE ROTORS(66.330.02)	66.330.AN	03
RASP BARS/STRAIGHT BARS- SMALL TUBE ROTORS(66.330.03)	66.330.AN	04
REAR AXLE ASSY, POWERGUIDE (PGA)(49045)	27.100.AB	01
REAR AXLE ASSY, STANDARD (49007)	27.550.AJ	
REAR AXLE, HYDRAULIC MOTOR, VALVE(49236)	27.450.AL	02
REAR AXLE, MOTOR PGA(49226)	27.450.AL	
REAR AXLE, STEERING KNUCKLE, HUB, STANDARD (49012)	27.550.AM	
REAR FILLER PLATE, ROTOR CAGE(66.360.12)	72.420.AM	03
REAR LINERS, NO STORAGE(45951)	90.160.AH	01
REAR WINDOW(45928)	90.156.AB	
REARLINERS, STORAGE, LUXURY CAB(46075)	90.160.AH	03
REMOTE LOWER SIEVE, ADJUSTMENT(74.118.04 R01)	74.118.AO	
REMOTE SIEVE SWITCH ASSY(74.114.03 R2)	55.520.AC	
REMOTE UPPER SIEVE ADJUSTMENT(74.114.03 R01)	74.114.AU	
RESERVOIR HYDRAULIC HOSES(44150)	35.300.AD	01
RESERVOIR- OIL, HYDRAULIC(44151)	35.300.AQ	
RH CAB DOOR(45919)	90.154.AA	01
ROTARY AIR SCREEN DOOR ASSY(10.418.02)	10.418.BI	
ROTARY AIR SCREEN DRIVE T2/T4(10.418.01 R02)	10.418.AH	02
ROTARY AIR SCREEN DUST SCREEN(10.418.03)	10.418.BD	
ROTARY AIR SCREEN T2/T4 ASSY(10.418.01)	10.418.AH	01
ROTOR CAGE FILLER PLATE, FRONT AND REAR 7/8/9230(66.360.13)	72.420.AM	04
ROTOR CAGE(66.360.10)	72.420.AM	01
ROTOR IMPELLER(66.330.17)	66.331.AE	
ROTOR LOSS SENSOR(55.418.05)	55.426.AA	02
ROTOR VARIATOR - 9230(66.320.02 R02)	66.320.AS	02
ROTOR VARIATOR 72/8230(66.320.02 R01)	66.320.AS	01
ROTOR, LARGE TUBE(66.330.01)	66.330.AN	01
ROTOR, SMALL TUBE(66.330.01 R02)	66.330.AN	02
RUBBER TRACK, EU 24 IN(51378)	48.100.AE	03
RUBBER TRACK, EU, WIDE(51388)	48.100.AE	04
SCRAPER BLADES - ELEVATOR CHAIN(80.101.34)	80.101.AP	02
SEAT BELT, INSTRUCTOR/OPERATOR(46125)	90.151.AD	
SEAT, BACK & SLIDING GUIDES, CUT & SEWN/FABRIFORM(46209)	90.120.BA	
SEAT, BACK, LUMBAR, AND SLIDES(46242a)	90.124.AL	
SEAT, CUSHION, LUXURY/LUXURY W/ SEMI-ACTIVE SUSPENSION(46241)	90.124.AH	
SEAT, INSTRUCTOR(46205)	90.151.AC	
SEAT, OPERATOR LUMBER ADJUSTING, CUT & SEWN/FABRIFORM(46207)	90.120.AI	
SEAT, OPERATOR, CUSHION - CUT & SEWN/FABRIFORM(46206)	90.120.AE	
SEAT, SEMI-ACTIVE SUSPENSION(46243)	90.124.AN	
SEAT, SUSPENSION UNIT, CUT & SEWN/FABRIFORM(46210)	90.120.BC	
SECTION INDEX - CAB CLIMATE CONTROL(50.000.00)	50.000.00	
SECTION INDEX - FRAMES(39.000.00)	39.000.00	
SECTION INDEX - LIVE PTO(14.000.00)	14.000.00	
SECTION INDEX - SUSPENSION AND TRACKS(48.000.00)	48.000.00	
SELF-LEVELING AUGER HOUSING, FRONT SEALS(74.140.14 R02)	74.140.CM	02
SELF-LEVELING AUGER HOUSING, MAIN BODY(74.140.14 R01)	74.140.CM	01
SELF-LEVELING AUGER HOUSING, REAR SEALS(74.140.14 R03)	74.140.CM	03
SENSOR, TAILINGS VOLUME(55.785.04)	55.423.AC	
SERVICE BRAKE COMMAND(33.202.18)	33.202.AJ	
SERVICE BRAKE PRESSURE LIMITER(33.202.23)	33.202.AP	
SERVICE BRAKES(33.202.04)	33.202.AK	

SHAFT, CLUTCH PTO(66.260.23)	31.146.AB	05
SHAKER SHOE HOUSING, LOWER(51830)	74.118.AA	02
SHIELD, PLATFORM, TRACK ASSY, EU, -YEG AND AFTER(50050)	90.102.BU	03
SHIELD, TRACK ASSY, EU(50050)	90.102.BU	03
SHIFTING COMPONENTS, ROTOR GEARBOX(66.260.17)	66.331.AB	01
SHOE DRIVE(74.101.10)	74.101.AC	
SIGNAL PLATES FOR UNLOADING TUBE; EUROPE ONLY (88.090.02 R01)	55.404.CU	02
SIGNAL PLATES FOR UNLOADING TUBE; EUROPE ONLY(88.090.02 R01)	88.100.74	04
SIGNAL PLATES, FRONT - EU - 72/82/9230(88.090.04)	88.090.04	
SIGNAL PLATES, FRONT - EU - 72/82/9230(88.090.04)	90.160.BC	02
SIGNAL PLATES, REAR - EU - 72/82/9230(88.090.01)	90.160.BC	01
SMART STEER AUTO-GUIDANCE KIT - EDGE DETECTION SENSOR(88.430.08)	55.680.AM	
SPREADER ACCESS COVER(88.230.16)	73.410.AC	03
SPREADER ADJUSTMENT(88.230.15)	73.410.AC	02
SPREADER CONTROL VALVE, COMPONENTS(35.910.12)	35.796.AF	03
SPREADER CONTROL VALVE, CONNECTORS(35.910.11 R02)	35.796.AF	02
SPREADER CONTROL VALVE, MOUNT(35.910.10)	35.796.AF	01
SPREADER HOOD(51123)	73.230.AQ	
SPREADER INSTALLATION(88.230.12)	73.230.AG	03
SPREADER, CROP DIVIDER(88.230.14 R03)	73.410.AC	01
STEERING COLUMN(45930)	41.101.AB	
STEERING COLUMN, EXTERNAL COMPONENTS(41.204.06)	41.101.AB	
STEERING COLUMN, INTERNAL COMPONENTS(41.204.07)	41.101.AE	
STEERING CONTROL VALVE(41.200.02)	41.200.CA	01
STEERING CONTROL VALVE, AUXILIARY STEERING, AUTOGUIDANCE(48981)	41.432.AE	01
STEERING CONTROL VALVE, MOUNTING(41.200.03)	41.200.CA	02
STEERING CYLINDER(41.216.01)	41.216.AN	
STEERING CYLINDER, REAR(49011a)	41.216.AO	
STEERING WHEEL, DELUXE AND LUXURY(45932)	41.106.AJ	
STONE TRAP AND ROLLER(66.101.11)	60.112.AA	01
STONE TRAP SUMP COVER(66.101.12)	60.112.AA	02
STORAGE DECK, LUXURY CAB(46048-1)	90.151.AO	
STRAW SPREADER COMPONENTS(88.230.14)	73.230.AQ	
STRAW SPREADER SUPPORTS(88.230.13)	73.230.AO	
STRAW SPREADER SUPPORTS(88.230.13)	88.230.13	
STRAWCHOPPER DRIVE PULLY, SPLINED(88.210.05 R02)	73.210.AV	
STRAWCHOPPER DRIVE W/ REMOTE SHIFT-BELTS AND PULLEYS(88.210.03)	73.210.AD	01
STRAWCHOPPER DRIVE, STANDARD(50890)	73.210.AW	
STRAWCHOPPER DRIVE-PULLEYS AND BELTS(50905)	73.210.AD	02
SUN VISOR, LH/REAR, LUXURY CAB(46051)	90.151.AE	
SUPPORT TUBE & HINGE, L.H. REAR TAIL LIGHT PANEL(55.404.15)	55.404.BO	01
SUPPORT TUBE & HINGE, R.H. REAR TAIL LIGHT PANEL(55.404.16)	55.404.BO	02
SUPPORT, LH REAR SHIELD(55.404.15 R01)	90.110.AU	02
SYSTEM, WINDSHIELD WASHER(55.518.03)	55.518.AT	
TAILINGS DRIVE AND AUGER(74.140.09)	74.140.AQ	
TAILINGS PROCESSOR HOUSING ASSEMBLY(74.140.05)	74.140.AK	01
TANK, MAIN FUEL(48695)	10.216.AI	
TENSIONER - STRAWCHOPPER(88.210.02)	73.210.AB	
TENSIONER ASSEMBLY, BEATER DRIVE(66.350.02)	72.350.AA	
TENSIONER, STANDARD DRIVE(80.180.14 R02)	80.175.AG	04
TENSIONER,DUAL DRIVE(80.180.12 R02)	80.175.AG	02
TRACK ASSY, EU, 24 IN(51339)	48.100.AE	01
TRACK ASSY, EU, WIDE(51341)	48.100.AE	02

TRACK ASSY, FRONT, PIVOT 30IN(51532)	48.134.AA	06
TRACK ASSY, FRONT, PIVOT(51412)	48.134.AA	03
TRACK ASSY, IDLER, FRONT 24IN(51409)	48.134.AA	01
TRACK ASSY, IDLER, FRONT 30IN(51530)	48.134.AA	04
TRACK ASSY, IDLER, REAR 24IN(51411)	48.134.AA	02
TRACK ASSY, IDLER, REAR 30 IN(51531)	48.134.AA	05
TRACK ASSY, ROLLER 30IN(51529)	48.120.AT	02
TRACK ASSY, ROLLER, 24IN(51406)	48.120.AT	01
TRACK DRIVE - FRONT IDLER WHEELS AXLE - NA ONLY(48.134.02)	48.130.AJ	03
TRACK DRIVE - IDLER WHEELS - NA ONLY(48.134.05)	48.134.AA	01
TRACK DRIVE - REAR IDLER WHEELS AXLE - NA ONLY(48.130.02)	48.130.AJ	02
TRACK DRIVE - ROLLER BEAM - NA ONLY(48.110.03)	48.110.AC	
TRACK DRIVE - RUBBER TRACK; NA ONLY(48.100.02)	48.100.AE	
TRACK DRIVE - TENSIONING MECHANISM, ADJUSTER-RECOIL - NA ONLY(48.134.06)	48.134.AJ	03
TRACK DRIVE - UNDERCARRIAGE - NA ONLY(48.130.03)	48.130.AN	
TRACK DRIVE - YOKE FRAME - NA ONLY(48.134.07)	48.130.AX	
TRACK DRIVE, FINAL - NA ONLY(48.130.01)	48.130.AJ	01
TRACK HYDRAULICS- NA ONLY(48.134.04)	48.134.AJ	02
TRACK TENSIONING HYDRAULIC PLUMBING -NA ONLY(48.134.03)	48.134.AJ	01
TRANSFER SHAFT & GEARS, ROTOR GEARBOX(66.260.25)	66.331.AB	04
TRANSITION CONE(66.101.05)	66.101.AP	01
TRANSMISSION HOUSING, MECHANICAL TRANSMISSION, HOUSING, DIFFERENTIAL LOCK(49348a)	21.130.BF	01
TRANSMISSION HOUSING, STANDARD (49360)	21.130.BF	02
TRIM SUPPORT ASSY R.H(51707)	90.110.AU	05
TUBE, INTERCOOLER 7230 ONLY(10.310.01)	10.310.AE	01
TUBE, INTERCOOLER 82/9230 ONLY(48947)	10.310.AE	02
UNDERCARRIAGE, EU 24 IN(51404)	48.138.AB	01
UNDERCARRIAGE, EU 30 IN(51527)	48.138.ab	02
UNLOAD CHAIN DRIVE DUAL DRIVE CONTINUED(80.180.13 R02)	80.175.AK	03
UNLOAD CHAIN DRIVE STANDARD CONTINUED(80.180.15 R02)	80.175.AK	05
UNLOAD CHAIN DRIVE, DUAL DRIVE(80.180.13)	80.175.AK	02
UNLOAD CHAIN DRIVE, STANDARD(80.180.15)	80.175.AK	04
UNLOAD TENSION ROD ASSY(80.180.04)	80.180.BF	
UNLOADER SWING CYLINDER AND LINES, HC VERSION, MAN EXTENSIONS(35.440.03 R03)	35.440.AB	04
UNLOADER SWING CYLINDER AND LINES, HC VERSION, POWER EXTENSIONS & COVERS(35.440.03 R02)	35.440.AB	03
UNLOADER SWING CYLINDER AND LINES, LC VERSION, MAN EXTENSIONS(35.440.03)	35.440.AB	01
UNLOADER SWING CYLINDER AND LINES, LC VERSION, POWER EXTENSIONS & COVERS(35.440.03 R01)	35.440.AB	02
UNLOADING AUGER, GEARBOX, LOWER(80.175.07)	80.180.BN	
UNLOADING AUGER, VERTICAL(80.180.01)	80.180.AU	01
UNLOADING AUGER, VERTICAL, HC VERSION(80.180.02)	80.180.AU	02
UNLOADING CHAIN DRIVE(80.175.02)	80.175.AK	01
UNLOADING DRIVE,DUAL DRIVE(80.180.12)	80.175.AG	01
UNLOADING DRIVE,STANDARD(80.180.14)	80.175.AG	03
UNLOADING TUBE, AUGER ASSY, HIGH SPEED, FOLDING(48856)	80.180.AP	07
UNLOADING TUBE, DISCHARGE SPOUT, STANDARD , HIGH SPEED(48811-2)	80.180.AQ	06
UNLOADING TUBE, HIGH SPEED, AUGER ASSY, 6.4M (21 FT) (48799a)	80.180.AQ	04
UNLOADING TUBE, HIGH SPEED, EXTENSION, ASSY(48835)	80.180.AP	05
UNLOADING TUBE, HIGH SPEED, EXTENSION, ASSY(48862)	80.180.AP	08
UNLOADING TUBE, HIGH SPEED, EXTENSION, PERFORATED(48840)	80.180.AP	06
UNLOADING TUBE, HIGH SPEED, FOLDING(48859)	80.180.AQ	07

UNLOADING TUBE, HIGH SPEED, HIGH CAPACITY 6.4M (21 FT) (48797)	80.180.AP	03
UNLOADING TUBE, HIGH SPEED, HIGH CAPACITY, PERFORATED 6.4M (21FT)(48797)	80.180.AP	04
UNLOADING TUBE, HIGH SPEED,AUGER ASSY, 6.4M (21FT) PERFORATED (48808)	80.180.AQ	05
UNLOADING TUBE, HINGE(48860)	80.180.AQ	08
UNLOADING TUBE, SPOUT EXTENTION KIT, PIVOT(48789)	80.180.AQ	03
UNLOADING TUBE, STANDARD , AUGER ASSY (48757a)	80.180.AQ	01
UNLOADING TUBE, STANDARD , PERFORATED 21 FT(48780)	80.180.AP	02
UNLOADING TUBE, STANDARD, 21 FT.(48750)	80.180.AP	01
UNLOADING TUBE, STANDARD, AUGER ASSY, PERFORATED (48784)	80.180.AQ	02
UPPER SHAKER SHOE(74.114.06)	74.114.AY	
UPPER SHOE DRIVE, L.H.(74.101.15)	74.114.AM	01
UPPER SHOE DRIVE, R.H.(74.101.16)	74.114.AM	02
UPPER SIEVES(74.114.01 R02)	74.114.AZ	01
VALVE ASSEMBLY- LATERAL TILT FEEDER(35.204.08)	35.359.AB	06
VALVE ASSEMBLY- LATERAL TILT FEEDER(35.204.19)	29.218.AD	
VALVE ASSEMBLY, CLEANING FAN(35.904.03 R02)	35.904.AD	02
VALVE ASSEMBLY, CLEANING FAN(35.910.08 R02)	35.904.AD	04
VALVE, CHAFF SPREADER(51120)	35.796.AF	
VALVE, CLEANING FAN(35.904.03)	35.904.AD	01
VALVE, CLEANING FAN(35.910.08 R01)	35.904.AD	03
VALVE, FEEDER LIFT(35.204.02 R01)	35.359.AB	02
VALVE, FEEDER STACK W/ LATERAL TILT(193)	35.359.AB	05
VALVE, FEEDER STACK, FIXED(35.480.06)	35.359.AB	10
VALVE, FEEDER STACK, FIXED, FEEDER VALVE BREAKDOWN (35.480.06 R02)	35.359.AB	11
VALVE, FEEDER/HEADER LIFT CONTROL(35.204.03)	35.359.AB	03
VALVE, FEEDER/HEADER LIFT CONTROL(35.204.04)	35.359.AB	04
VALVE, HYDRAULIC - MAIN STACK(35.204.10)	35.359.AB	08
VALVE, HYDRAULIC PTO/CHARGE REGULATOR - COMPONENTS(35.300.14)	35.300.AE	02
VALVE, HYDRAULIC PTO/CHARGE REGULATOR - CONNECTORS(35.300.13)	35.300.AE	01
VALVE, HYDRAULIC(35.910.09)	31.142.AI	01
VALVE, HYDRAULIC, PARK - COMPONENTS(33.202.02)	33.110.AT	02
VALVE, HYDRAULIC, PARK - COMPONENTS(33.202.20)	33.110.AT	02
VALVE, HYDRAULIC, PARK - CONNECTORS(33.202.01)	33.110.AT	01
VALVE, HYDRAULIC, PARK - CONNECTORS(33.202.19)	33.110.AT	01
VARIABLE SPEED FEEDER/HEADER DRIVE(35.204.01.1)	35.780.AD	02
WHEEL, DUAL FRONT, 520/620, NA ONLY(44.100.07)	44.511.AG	07
WHEEL, DUAL FRONT, 620/70R42, NA AND ANZ ONLY(44.100.05)	44.511.AG	05
WHEEL, DUAL FRONT, 710/70R42, EU ONLY(44.100.06)	44.511.AG	06
WHEEL, FRONT, 1050/50R32 EU ONLY(44.100.12)	44.511.AG	11
WHEEL, FRONT, 76X50 FLOTATION, 32X44DWM, NA ONLY(44.100.08)	44.511.AG	08
WHEEL, FRONT, FLOTATION, 76X50, NA AND ANZ ONLY(44.100.04)	44.511.AG	04
WHEEL, FRONT,520/85R42(44.100.11)	44.511.AG	10
WHEEL, FRONT,900/75R32, NA AND ANZ ONLY(44.100.10)	44.511.AG	09
WHEEL, FRONT-800/70R38(44.100.01)	44.511.AG	01
WHEEL, FRONT-900/60R32(44.100.02)	44.511.AG	02
WHEEL, FRONT-900/65R32, NA AND ANZ ONLY(44.100.03)	44.511.AG	03
WHEEL, REAR STEERING, 500/85R24, EU ONLY(44.100.15)	44.520.AF	01
WHEEL, REAR STEERING, 540/65R30, NA 7230 ONLY(44.100.16)	44.520.AF	02
WHEEL, REAR STEERING, 600/65R28(44.100.17)	44.520.AF	03
WHEEL, REAR STEERING, 600/70R28(44.100.18)	44.520.AF	04
WHEEL, REAR STEERING, 750/65R26, NA AND ANZ ONLY(44.100.19)	44.520.AF	05

WINDSHIELD WASHER FLUID SPRAY NOZZLE(46624a)	55.518.AV	
WIPER(46035a)	55.518.AW	
WIRE HARNESS & IMPLEMENT SOCKET, FRAME, FRONT()	55.101.AA	03
WIRE HARNESS, ENGINE- 7230 T2/T4(55.100.07)	55.015.AB	01
WIRE HARNESS, ENGINE 82/9230 T2/T4(55.100.07 R02)	55.015.AB	02
WIRE HARNESS, ENGINE GEARBOX(55.100.34)	55.101.AA	02
WIRE HARNESS, FRONT, LOWER FRAME(55.100.13)	55.101.AA	01
WIRE HARNESS, GRAIN TANK(55.100.23)	55.426.AH	01
WIRE HARNESS, MAIN FRAME, LH(49611)	55.100.AI	
WIRE HARNESS, REAR, LOWER FRAME(55.100.42)	55.100.BZ	01
WIRE HARNESS, SCR TREATMENT, 7230 T4(55.100.08)	55.988.AD	01
WIRE HARNESS, SCR TREATMENT, 82/9230 T4(55.100.08 R02)	55.988.AD	02
WIRE HARNESS, STRAWHOOD, FRONT(55.100.31)	55.100.AX	
WIRE HARNESS, STRAWHOOD, REAR(55.100.30)	55.100.30	
WIRE HARNESS, THRESHING FRAME(55.100.22)	55.100.AX	01
WIRING HARNESS, GRAIN TANK COVER, 315 & 350 BUSHEL(55.100.24)	55.426.AH	02